

**Autodromo do Estoril  
International GT Open  
Free Practice 2**

**Results**

28/04/2017

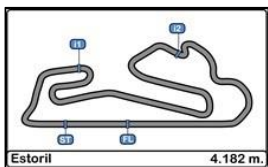
Ord.	Nº	Entrant / Team	Nat.	Driver	Nat.	St.	Driver 2	Nat.	St.	Vehicle	Cat.	Cla.	Laps	Best	Time	Gap	Interval	Km/h
1	8	AF Corse	ITA	Piergiuseppe Perazzini	ITA	Bronze	Marco Cioci	ITA	Gold	Ferrari 488 GT	PROAM	1º	14	5	1'39.146			151.849
2	20	SPS Automotive Performance	DEU	Valentin Pierburg	DEU		Tom Onslow-Cole	GBR	Gold	Mercedes AMG GT3	PROAM	2º	10	3	1'39.427	0"281	0"281	151.420
3	555	FFF Racing Team by ACM	CHN	Hiroshi Hamaguchi	JPN	Bronze	Vitantonio Liuzzi	ITA	Platinum	Lamborghini Huracan GT3	PROAM	3º	26	6	1'40.098	0"952	0"671	150.405
4	12	Sports and You	PRT	Marcio Basso	BRA	Bronze	Nonô Figueiredo	BRA	Gold	Mercedes AMG GT3	PROAM	4º	21	5	1'40.336	1"190	0"238	150.048
5	25	FF Corse	GBR	Ivor Dunbar	GBR	Bronze	Johnny Mowlem	GBR	Gold	Ferrari 488 GT3	PROAM	5º	23	8	1'40.370	1"224	0"034	149.997
6	88	Garage 59	GBR	Alexander West	SWE	Bronze	Côme Ledogar	FRA	Platinum	McLaren 650 S GT3 2015	PROAM	6º	27	13	1'40.524	1"378	0"154	149.767
7	54	Emil Frey Lexus Racing	CHE	Albert Costa	ESP	Gold	Philipp Frommenwiler	CHE	Silver	Lexus RC-F GT3	PRO	1º	18	9	1'40.682	1"536	0"158	149.532
8	24	Garage 59	GBR	Michael Benham	GBR	Bronze	Duncan Tappy	GBR	Gold	McLaren 650 S GT3 2015	PROAM	7º	22	3	1'40.793	1"647	0"111	149.368
9	11	Ratón Racing	ITA	Edoardo Liberati	ITA	Silver	Kang Ling	CHN	Silver	Lamborghini Huracan GT3	PRO	2º	17	4	1'40.916	1"770	0"123	149.185
10	488	Spirit of Race	CHE	Miguel Ramos	PRT	Silver	Mikkel Mac Jensen	DNK	Gold	Ferrari 488 GT	PRO	3º	31	23	1'40.941	1"795	0"025	149.149
11	23	Imperiale Racing	ITA	Vito Postiglione	ITA	Gold	Andrea Fontana	ITA	Silver	Lamborghini Huracan GT3	PRO	4º	23	9	1'40.976	1"830	0"035	149.097
12	74	MS Racing	AUT	Alexander Hrachowina	AUT	Bronze	Martin Konrad	AUT	Bronze	Mercedes AMG GT3	AM	1º	18	10	1'41.023	1"877	0"047	149.027
13	55	Farnbacher Racing	DEU	Dominik Farnbacher	DEU	Gold	Mario Farnbacher	DEU	Silver	Lexus RC-F GT3	PRO	5º	20	7	1'41.117	1"971	0"094	148.889
14	1	Imperiale Racing	ITA	Thomas Biagi	ITA	Gold	Giovanni Venturini	ITA	Gold	Lamborghini Huracan GT3	PRO	6º	17	13	1'41.291	2"145	0"174	148.633
15	7	Solaris Motorsport	ITA	Francesco Sini	ITA	Gold	Mauro Calamia	CHE	Silver	Aston Martin Vantage GT3	PRO	7º	24	14	1'41.696	2"550	0"405	148.041
16	99	Sports and You	PRT	António Coimbra	PRT	Bronze	Luis Silva	PRT	Bronze	Mercedes AMG GT3	AM	2º	21	19	1'41.766	2"620	0"070	147.939
17	10	Jordan Racing	GBR	Jordan Witt	GBR	Bronze	Michael Meadows	GBR	Bronze	Bentley GT3	PROAM	8º	11	9	1'42.350	3"204	0"584	147.095
18	62	RACE / BMW Team Teo Martin	ESP	Filipe Barreiros	PRT	Bronze	Jose Francisco Guedes	PRT	Bronze	BMW M6 GT3	AM	3º	28	14	1'42.565	3"419	0"215	146.787
19	22	Shaun Balfe / Balfe Motorsport	GBR	Shaun Balfe	GBR	Bronze	Rob Bell	GBR	Platinum	McLaren 650 S GT3 2015	PROAM	9º	2	2	1'56.451	17"305	13"886	129.284

Published at:.....

Track Status **DRY**

<b>Stewards:</b> 	<b>Race Director:</b> 	<b>Timekeeper:</b> 
----------------------	---------------------------	---





**Autodromo do Estoril  
International GT Open  
Free Practice 2**

**LAP ANALYSIS**

28/04/2017

Number	1			7			8			10			11		
	Lap Time	Partial	Speed	Lap Time	Partial	Speed	Lap Time	Partial	Speed	Lap Time	Partial	Speed	Lap Time	Partial	Speed
22 <sup>a</sup> - 1				0'20.636	0'20.636	259.616									
22 <sup>a</sup> - 2				1'10.865	0'50.229										
22 <sup>a</sup> - 3				1'43.155	0'32.290										
23 <sup>a</sup> - 1				0'20.643	0'20.643	259.616									
23 <sup>a</sup> - 2				1'12.017	0'51.374										
23 <sup>a</sup> - 3				1'52.396	0'40.379	PIT									
24 <sup>a</sup> - 1															
24 <sup>a</sup> - 2															
24 <sup>a</sup> - 3															
25 <sup>a</sup> - 1															
25 <sup>a</sup> - 2															
25 <sup>a</sup> - 3															
26 <sup>a</sup> - 1															
26 <sup>a</sup> - 2															
26 <sup>a</sup> - 3															
27 <sup>a</sup> - 1															
27 <sup>a</sup> - 2															
27 <sup>a</sup> - 3															
28 <sup>a</sup> - 1															
28 <sup>a</sup> - 2															
28 <sup>a</sup> - 3															
29 <sup>a</sup> - 1															
29 <sup>a</sup> - 2															
29 <sup>a</sup> - 3															
30 <sup>a</sup> - 1															
30 <sup>a</sup> - 2															
30 <sup>a</sup> - 3															

Ideal Lap	
0'20.294	0'20.294
1'09.442	0'49.148
1'41.094	0'31.652

Ideal Lap	
0'20.403	0'20.403
1'09.740	0'49.337
1'41.417	0'31.677

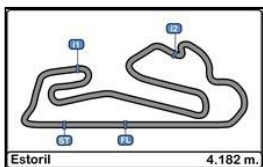
Ideal Lap	
0'19.913	0'19.913
1'07.846	0'47.933
1'38.983	0'31.137

Ideal Lap	
0'20.381	0'20.381
1'10.341	0'49.960
1'42.170	0'31.829

Ideal Lap	
0'20.210	0'20.210
1'09.000	0'48.790
1'40.578	0'31.578

Ideal Best Lap	
0'19.913	0'19.913
1'07.846	0'47.933
1'38.974	0'31.128





**Autodromo do Estoril  
International GT Open  
Free Practice 2**

**LAP ANALYSIS**

28/04/2017

Number	12			20			22			23			24		
	Lap Time	Partial	Speed	Lap Time	Partial	Speed	Lap Time	Partial	Speed	Lap Time	Partial	Speed	Lap Time	Partial	Speed
22 <sup>a</sup> - 1										0'20.369	0'20.369	256.533			
22 <sup>a</sup> - 2										1'10.471	0'50.102				
22 <sup>a</sup> - 3										1'42.235	0'31.764				
23 <sup>a</sup> - 1										0'20.567	0'20.567	254.717			
23 <sup>a</sup> - 2										1'10.268	0'49.701				
23 <sup>a</sup> - 3															
24 <sup>a</sup> - 1															
24 <sup>a</sup> - 2															
24 <sup>a</sup> - 3															
25 <sup>a</sup> - 1															
25 <sup>a</sup> - 2															
25 <sup>a</sup> - 3															
26 <sup>a</sup> - 1															
26 <sup>a</sup> - 2															
26 <sup>a</sup> - 3															
27 <sup>a</sup> - 1															
27 <sup>a</sup> - 2															
27 <sup>a</sup> - 3															
28 <sup>a</sup> - 1															
28 <sup>a</sup> - 2															
28 <sup>a</sup> - 3															
29 <sup>a</sup> - 1															
29 <sup>a</sup> - 2															
29 <sup>a</sup> - 3															
30 <sup>a</sup> - 1															
30 <sup>a</sup> - 2															
30 <sup>a</sup> - 3															

Ideal Lap	
0'20.279	0'20.279
1'08.958	0'48.679
1'40.178	0'31.220

Ideal Lap	
0'20.030	0'20.030
1'08.240	0'48.210
1'39.368	0'31.128

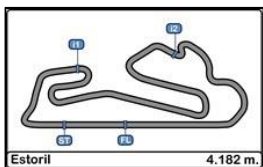
Ideal Lap	
0'22.466	0'22.466
1'17.337	0'54.871
1'53.748	0'36.411

Ideal Lap	
0'20.215	0'20.215
1'09.170	0'48.955
1'40.682	0'31.512

Ideal Lap	
0'20.361	0'20.361
1'09.339	0'48.978
1'40.741	0'31.402

Ideal Best Lap	
0'19.913	0'19.913
1'07.846	0'47.933
1'38.974	0'31.128





**Autodromo do Estoril  
International GT Open  
Free Practice 2**

**LAP ANALYSIS**

28/04/2017

Number	25			54			55			62			74		
	Lap Time	Partial	Speed	Lap Time	Partial	Speed	Lap Time	Partial	Speed	Lap Time	Partial	Speed	Lap Time	Partial	Speed
22 <sup>a</sup> - 1	0'21.189	0'21.189	254.118							0'20.874	0'20.874	255.320			
22 <sup>a</sup> - 2	1'16.087	0'54.898								1'12.037	0'51.163				
22 <sup>a</sup> - 3	2'01.942	0'45.855	PIT							1'45.130	0'33.093				
23 <sup>a</sup> - 1										0'21.129	0'21.129	255.320			
23 <sup>a</sup> - 2										1'12.285	0'51.156				
23 <sup>a</sup> - 3										1'45.556	0'33.271				
24 <sup>a</sup> - 1										0'21.238	0'21.238	252.928			
24 <sup>a</sup> - 2										1'12.397	0'51.159				
24 <sup>a</sup> - 3										1'45.371	0'32.974				
25 <sup>a</sup> - 1										0'22.336	0'22.336	254.717			
25 <sup>a</sup> - 2										1'13.656	0'51.320				
25 <sup>a</sup> - 3										1'46.534	0'32.878				
26 <sup>a</sup> - 1										0'21.165	0'21.165	255.320			
26 <sup>a</sup> - 2										1'12.771	0'51.606				
26 <sup>a</sup> - 3										1'45.975	0'33.204				
27 <sup>a</sup> - 1										0'23.017	0'23.017	195.299			
27 <sup>a</sup> - 2										1'17.681	0'54.664				
27 <sup>a</sup> - 3										1'59.834	0'42.153	PIT			
28 <sup>a</sup> - 1															
28 <sup>a</sup> - 2															
28 <sup>a</sup> - 3															
29 <sup>a</sup> - 1															
29 <sup>a</sup> - 2															
29 <sup>a</sup> - 3															
30 <sup>a</sup> - 1															
30 <sup>a</sup> - 2															
30 <sup>a</sup> - 3															

Ideal Lap	
0'20.139	0'20.139
1'08.642	0'48.503
1'40.159	0'31.517

Ideal Lap	
0'20.340	0'20.340
1'09.187	0'48.847
1'40.646	0'31.459

Ideal Lap	
0'20.210	0'20.210
1'09.184	0'48.974
1'40.596	0'31.412

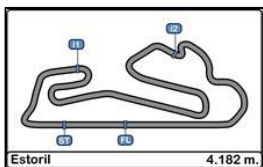
Ideal Lap	
0'20.563	0'20.563
1'10.417	0'49.854
1'42.226	0'31.809

Ideal Lap	
0'20.398	0'20.398
1'09.302	0'48.904
1'41.017	0'31.715

Ideal Best Lap	
0'19.913	0'19.913
1'07.846	0'47.933
1'38.974	0'31.128







**Autodromo do Estoril  
International GT Open  
Free Practice 2**

**LAP ANALYSIS**

28/04/2017

Number	88			99			488			555		
	Lap Time	Partial	Speed	Lap Time	Partial	Speed	Lap Time	Partial	Speed	Lap Time	Partial	Speed
22 <sup>a</sup> - 1	0'20.926	0'20.926	257.143				0'20.348	0'20.348	255.320	0'20.505	0'20.505	257.143
22 <sup>a</sup> - 2	1'11.542	0'50.616					1'09.369	0'49.021		1'10.912	0'50.407	
22 <sup>a</sup> - 3	1'49.334	0'37.792	PIT				1'40.941	0'31.572		1'43.234	0'32.322	
23 <sup>a</sup> - 1	1'31.107	1'31.107					0'20.422	0'20.422	257.143	0'20.629	0'20.629	255.925
23 <sup>a</sup> - 2	2'20.745	0'49.638					1'09.403	0'48.981		1'10.337	0'49.708	
23 <sup>a</sup> - 3	3'02.915	0'42.170					1'41.165	0'31.762		1'42.415	0'32.078	
24 <sup>a</sup> - 1	0'20.690	0'20.690	255.925				0'20.342	0'20.342	256.533	0'20.438	0'20.438	257.143
24 <sup>a</sup> - 2	1'09.701	0'49.011					1'09.462	0'49.120		1'09.728	0'49.290	
24 <sup>a</sup> - 3	1'41.307	0'31.606					1'41.082	0'31.620		1'41.564	0'31.836	
25 <sup>a</sup> - 1	0'20.287	0'20.287	257.143				0'20.436	0'20.436	256.533	0'23.607	0'23.607	246.576
25 <sup>a</sup> - 2	1'09.432	0'49.145					1'09.531	0'49.095		1'22.696	0'59.089	
25 <sup>a</sup> - 3	1'41.042	0'31.610					1'41.087	0'31.556		2'06.235	0'43.539	PIT
26 <sup>a</sup> - 1	0'20.444	0'20.444	258.993				0'20.263	0'20.263	256.533			
26 <sup>a</sup> - 2	1'10.081	0'49.637					1'09.635	0'49.372				
26 <sup>a</sup> - 3	1'45.221	0'35.140	PIT				1'41.401	0'31.766				
27 <sup>a</sup> - 1							0'20.404	0'20.404	254.717			
27 <sup>a</sup> - 2							1'09.827	0'49.423				
27 <sup>a</sup> - 3							1'42.697	0'32.870				
28 <sup>a</sup> - 1							0'21.668	0'21.668	255.925			
28 <sup>a</sup> - 2							1'10.995	0'49.327				
28 <sup>a</sup> - 3							1'42.934	0'31.939				
29 <sup>a</sup> - 1							0'20.480	0'20.480	254.717			
29 <sup>a</sup> - 2							1'09.913	0'49.433				
29 <sup>a</sup> - 3							1'41.530	0'31.617				
30 <sup>a</sup> - 1							0'20.762	0'20.762	254.118			
30 <sup>a</sup> - 2							1'10.864	0'50.102				
30 <sup>a</sup> - 3							1'49.883	0'39.019	PIT			

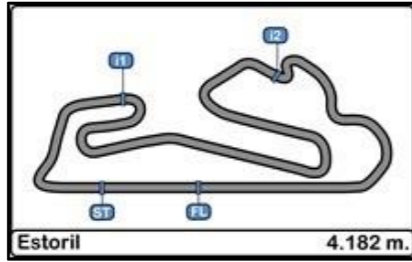
Ideal Lap	
0'20.266	0'20.266
1'08.983	0'48.717
1'40.462	0'31.479

Ideal Lap	
0'20.614	0'20.614
1'09.940	0'49.326
1'41.598	0'31.658

Ideal Lap	
0'20.223	0'20.223
1'09.187	0'48.964
1'40.679	0'31.492

Ideal Lap	
0'20.299	0'20.299
1'08.858	0'48.559
1'40.098	0'31.240

Ideal Best Lap	
0'19.913	0'19.913
1'07.846	0'47.933
1'38.974	0'31.128

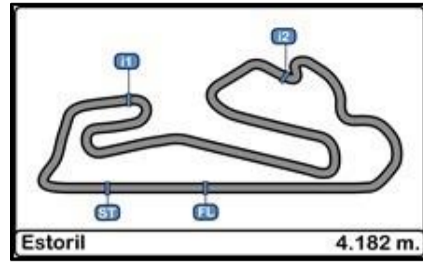


**Autodromo do Estoril  
International GT Open  
Free Practice 2**

**Best Sectors Results**

28/04/2017

Sector - 1				Sector - 2				Sector - 3				Ideal Lap vs Best Lap			
Ord.	Nº	Driver	Time	Nº	Driver	Time	Nº	Driver	Time	Ord.	Nº	Driver	Ideal Lap	Best Lap	Ord.
1	8	Perazzini - Cioci	19.913	8	Perazzini - Cioci	47.933	20	Pierburg - Onslow-Cole	31.128	1	8	Perazzini - Cioci	1'38.983	1'39.146	1
2	20	Pierburg - Onslow-Cole	20.030	20	Pierburg - Onslow-Cole	48.210	8	Perazzini - Cioci	31.137	2	20	Pierburg - Onslow-Cole	1'39.368	1'39.427	2
3	25	Dunbar - Mowlem	20.139	25	Dunbar - Mowlem	48.503	12	Basso - Figueiredo	31.220	3	555	Hamaguchi - Liuzzi	1'40.098	1'40.098	3
4	11	Liberati - Ling	20.210	555	Hamaguchi - Liuzzi	48.559	555	Hamaguchi - Liuzzi	31.240	4	25	Dunbar - Mowlem	1'40.159	1'40.370	5
5	55	Farnbacher - Farnbacher	20.210	12	Basso - Figueiredo	48.679	24	Benham - Tappy	31.402	5	12	Basso - Figueiredo	1'40.178	1'40.336	4
6	23	Postiglione - Fontana	20.215	88	West - Ledogar	48.717	55	Farnbacher - Farnbacher	31.412	6	88	West - Ledogar	1'40.462	1'40.524	6
7	488	Ramos - Mac Jensen	20.223	11	Liberati - Ling	48.790	54	Costa - Frommenwiler	31.459	7	11	Liberati - Ling	1'40.578	1'40.916	9
8	88	West - Ledogar	20.266	54	Costa - Frommenwiler	48.847	88	West - Ledogar	31.479	8	55	Farnbacher - Farnbacher	1'40.596	1'41.117	13
9	12	Basso - Figueiredo	20.279	74	Hrachowina - Konrad	48.904	488	Ramos - Mac Jensen	31.492	9	54	Costa - Frommenwiler	1'40.646	1'40.682	7
10	1	Biagi - Venturini	20.294	23	Postiglione - Fontana	48.955	23	Postiglione - Fontana	31.512	10	488	Ramos - Mac Jensen	1'40.679	1'40.941	10
11	555	Hamaguchi - Liuzzi	20.299	488	Ramos - Mac Jensen	48.964	25	Dunbar - Mowlem	31.517	11	23	Postiglione - Fontana	1'40.682	1'40.976	11
12	54	Costa - Frommenwiler	20.340	55	Farnbacher - Farnbacher	48.974	11	Liberati - Ling	31.578	12	24	Benham - Tappy	1'40.741	1'40.793	8
13	24	Benham - Tappy	20.361	24	Benham - Tappy	48.978	1	Biagi - Venturini	31.652	13	74	Hrachowina - Konrad	1'41.017	1'41.023	12
14	10	Witt - Meadows	20.381	1	Biagi - Venturini	49.148	99	Coimbra - Silva	31.658	14	1	Biagi - Venturini	1'41.094	1'41.291	14
15	74	Hrachowina - Konrad	20.398	99	Coimbra - Silva	49.326	7	Sini - Calamia	31.677	15	7	Sini - Calamia	1'41.417	1'41.696	15
16	7	Sini - Calamia	20.403	7	Sini - Calamia	49.337	74	Hrachowina - Konrad	31.715	16	99	Coimbra - Silva	1'41.598	1'41.766	16
17	62	Barreiros - Guedes	20.563	62	Barreiros - Guedes	49.854	62	Barreiros - Guedes	31.809	17	10	Witt - Meadows	1'42.170	1'42.350	17
18	99	Coimbra - Silva	20.614	10	Witt - Meadows	49.960	10	Witt - Meadows	31.829	18	62	Barreiros - Guedes	1'42.226	1'42.565	18
19	22	Balfe - Bell	22.466	22	Balfe - Bell	54.871	22	Balfe - Bell	36.411	19	22	Balfe - Bell	1'53.748	1'56.451	19



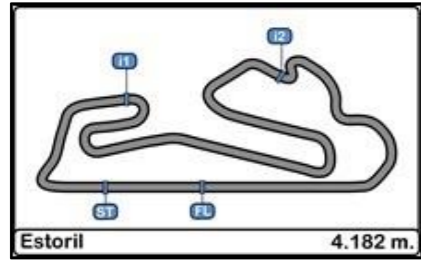
## Autodromo do Estoril International GT Open Free Practice 2

### Best Top Speeds

28/04/2017

Ord.	Nº	Entrant / Team	Nat.	Driver	Nat.	St.	Driver 2	Nat.	St.	Vehicle	Cat.	Cla.	Top 1		Top 2		Top 3		Top 4		Top 5		Avg.
													Km/h	Lap	Km/h	Lap	Km/h	Lap	Km/h	Lap	Km/h	Lap	
1	7	Solaris Motorsport	ITA	Francesco Sini	ITA	Gold	Mauro Calamia	CHE	Silver	Aston Martin Vantage GT3	PRO	1º	261.501	15	260.870	18	260.870	14	260.870	22	260.241	17	260.870
2	8	AF Corse	ITA	Piergiuseppe Perazzini	ITA	Bronze	Marco Cioci	ITA	Gold	Ferrari 488 GT	PROAM	1º	261.501	14	259.615	12	258.993	13	258.373	5	258.373	6	259.371
3	10	Jordan Racing	GBR	Jordan Witt	GBR	Bronze	Michael Meadows	GBR	Bronze	Bentley GT3	PROAM	2º	260.870	9	259.615	5	258.993	4	258.993	10	258.373	8	259.369
4	1	Imperiale Racing	ITA	Thomas Biagi	ITA	Gold	Giovanni Venturini	ITA	Gold	Lamborghini Huracan GT3	PRO	2º	260.241	11	259.615	16	259.615	4	258.993	6	258.993	7	259.491
5	54	Emil Frey Lexus Racing	CHE	Albert Costa	ESP	Gold	Philipp Frommenwiler	CHE	Silver	Lexus RC-F GT3	PRO	3º	260.241	16	259.615	13	259.615	15	259.615	17	258.993	14	259.616
6	23	Imperiale Racing	ITA	Vito Postiglione	ITA	Gold	Andrea Fontana	ITA	Silver	Lamborghini Huracan GT3	PRO	4º	258.993	15	258.373	17	258.373	20	258.373	11	257.757	18	258.374
7	24	Garage 59	GBR	Michael Benham	GBR	Bronze	Duncan Tappy	GBR	Gold	McLaren 650 S GT3 2015	PROAM	3º	258.993	21	258.373	18	257.143	17	256.532	9	256.532	10	257.515
8	88	Garage 59	GBR	Alexander West	SWE	Bronze	Côme Ledogar	FRA	Platinum	McLaren 650 S GT3 2015	PROAM	4º	258.993	15	258.993	27	258.373	10	258.373	19	258.373	21	258.621
9	11	Ratón Racing	ITA	Edoardo Liberati	ITA	Silver	Kang Ling	CHN	Silver	Lamborghini Huracan GT3	PRO	5º	258.373	16	257.757	5	257.143	13	257.143	4	257.143	9	257.512
10	55	Farnbacher Racing	DEU	Dominik Farnbacher	DEU	Gold	Mario Farnbacher	DEU	Silver	Lexus RC-F GT3	PRO	6º	258.373	14	258.373	19	257.756	7	257.756	9	257.756	13	258.003
11	99	Sports and You	PRT	António Coimbra	PRT	Bronze	Luis Silva	PRT	Bronze	Mercedes AMG GT3	AM	1º	258.373	17	258.373	21	257.757	20	257.143	15	257.143	16	257.758
12	555	FFF Racing Team by ACM	CHN	Hiroshi Hamaguchi	JPN	Bronze	Vitantonio Liuzzi	ITA	Platinum	Lamborghini Huracan GT3	PROAM	5º	258.373	19	257.757	17	257.757	18	257.756	14	257.143	22	257.757
13	25	FF Corse	GBR	Ivor Dunbar	GBR	Bronze	Johnny Mowlem	GBR	Gold	Ferrari 488 GT3	PROAM	6º	257.757	6	257.757	9	256.532	4	256.532	5	256.532	11	257.022
14	12	Sports and You	PRT	Marcio Basso	BRA	Bronze	Nonô Figueiredo	BRA	Gold	Mercedes AMG GT3	PROAM	7º	257.143	4	257.143	5	255.924	3	255.924	7	254.717	15	256.170
15	62	RACE / BMW Team Teo Martin	ESP	Filipe Barreiros	PRT	Bronze	Jose Francisco Guedes	PRT	Bronze	BMW M6 GT3	AM	2º	257.143	21	255.924	17	255.319	6	255.319	23	255.319	7	255.805
16	488	Spirit of Race	CHE	Miguel Ramos	PRT	Silver	Mikkel Mac Jensen	DNK	Gold	Ferrari 488 GT	PRO	7º	257.143	24	256.532	10	256.532	17	256.532	18	256.532	19	256.654
17	20	SPS Automotive Performance	DEU	Valentin Pierburg	DEU		Tom Onslow-Cole	GBR	Gold	Mercedes AMG GT3	PROAM	8º	255.924	3	255.319	7	255.319	4	254.717	2	254.717	8	255.199
18	74	MS Racing	AUT	Alexander Hrachowina	AUT	Bronze	Martin Konrad	AUT	Bronze	Mercedes AMG GT3	AM	3º	255.319	13	255.319	15	255.319	11	255.319	14	254.118	17	255.079
19	22	Shaun Balfe / Balfe Motorsport	GBR	Shaun Balfe	GBR	Bronze	Rob Bell	GBR	Platinum	McLaren 650 S GT3 2015	PROAM	9º	220.408	2									220.408



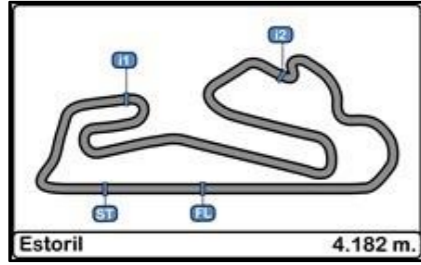


**Autodromo do Estoril  
International GT Open  
Free Practice 2**

**Fastest Lap Sequence**

**28/04/2017**

<u>Time of Day</u>	<u>Session Time</u>	<u>Nº</u>	<u>Entrant / Team</u>	<u>Nat.</u>	<u>Driver</u>	<u>Nat.</u>	<u>St.</u>	<u>Driver_2</u>	<u>Nat.</u>	<u>St.</u>	<u>Vehicle</u>	<u>Cat.</u>	<u>Time</u>	<u>Km/h</u>	<u>Lap</u>
15:03'41.699	3'32.849	88	Garage 59	GBR	Alexander West	SWE	Bronze	Côme Ledogar	FRA	Platinum	McLaren 650 S GT3 2015	PROAM	1'44.722	143.763	2
15:04'55.879	4'47.059	20	SPS Automotive Performance	DEU	Valentin Pierburg	DEU		Tom Onslow-Cole	GBR	Gold	Mercedes AMG GT3	PROAM	1'39.822	150.820	2
15:06'35.316	6'26.486	20	SPS Automotive Performance	DEU	Valentin Pierburg	DEU		Tom Onslow-Cole	GBR	Gold	Mercedes AMG GT3	PROAM	1'39.427	151.420	3
15:17'24.579	17'15.720	8	AF Corse	ITA	Piergiuseppe Perazzini	ITA	Bronze	Marco Cioci	ITA	Gold	Ferrari 488 GT	PROAM	1'39.329	151.569	4
15:19'03.789	18'54.866	8	AF Corse	ITA	Piergiuseppe Perazzini	ITA	Bronze	Marco Cioci	ITA	Gold	Ferrari 488 GT	PROAM	1'39.146	151.849	5

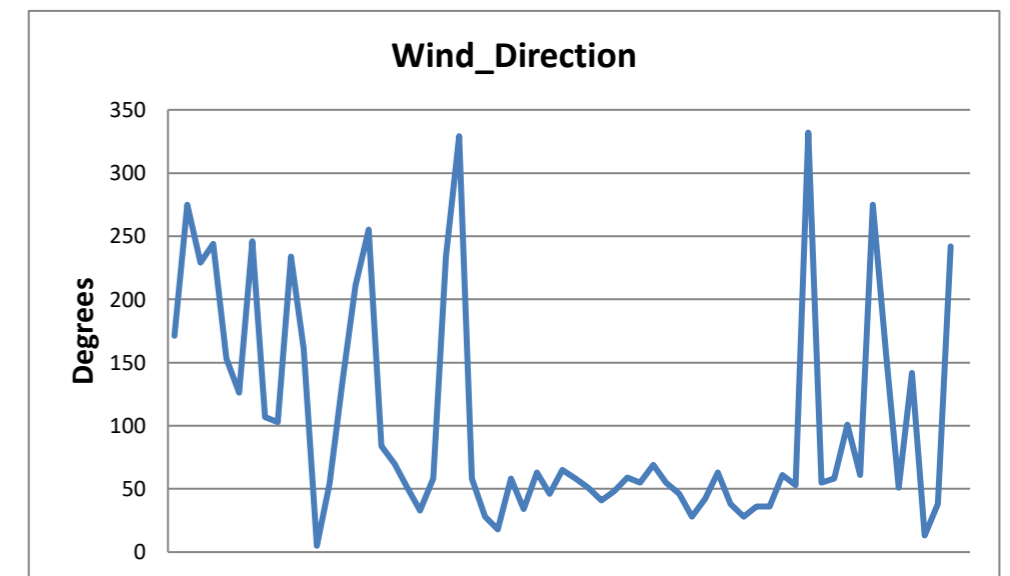
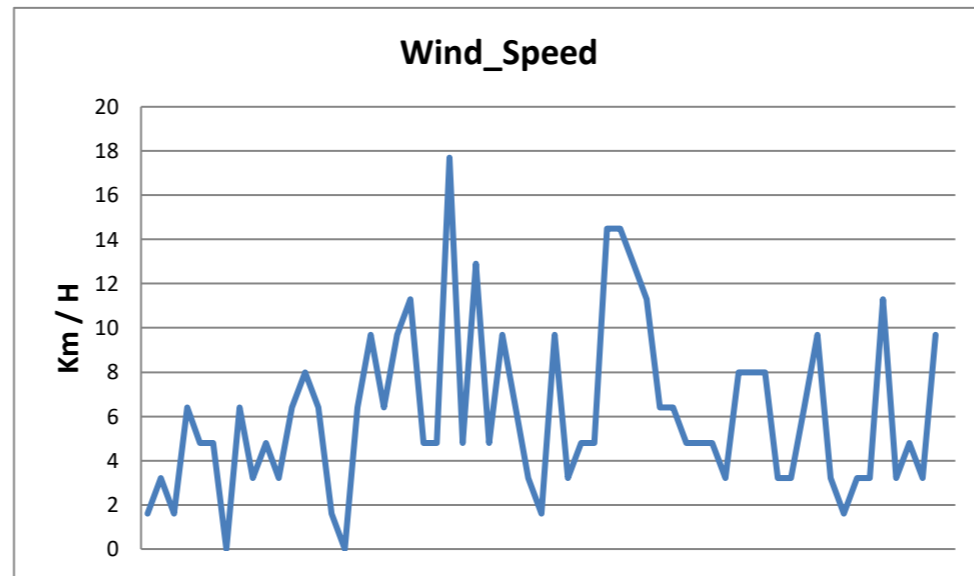
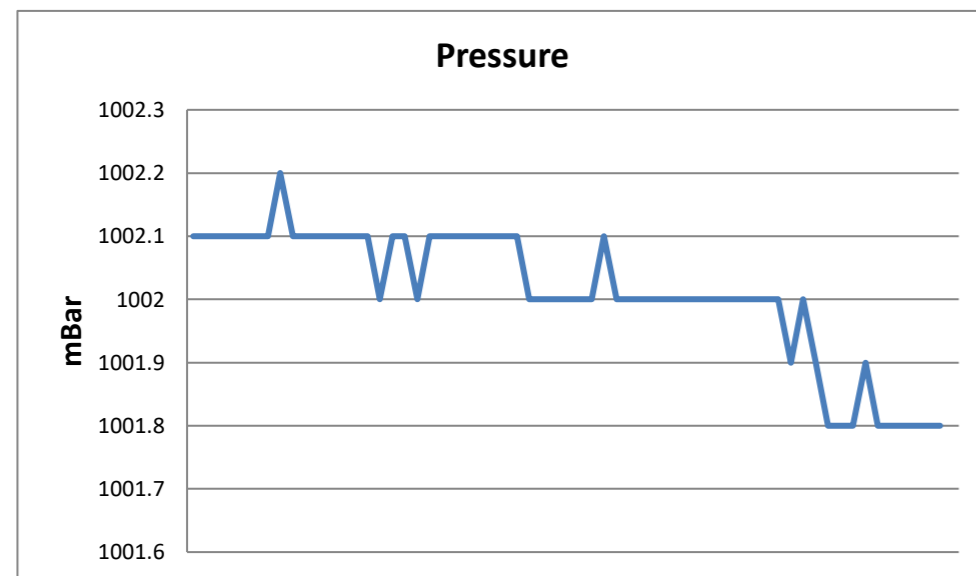
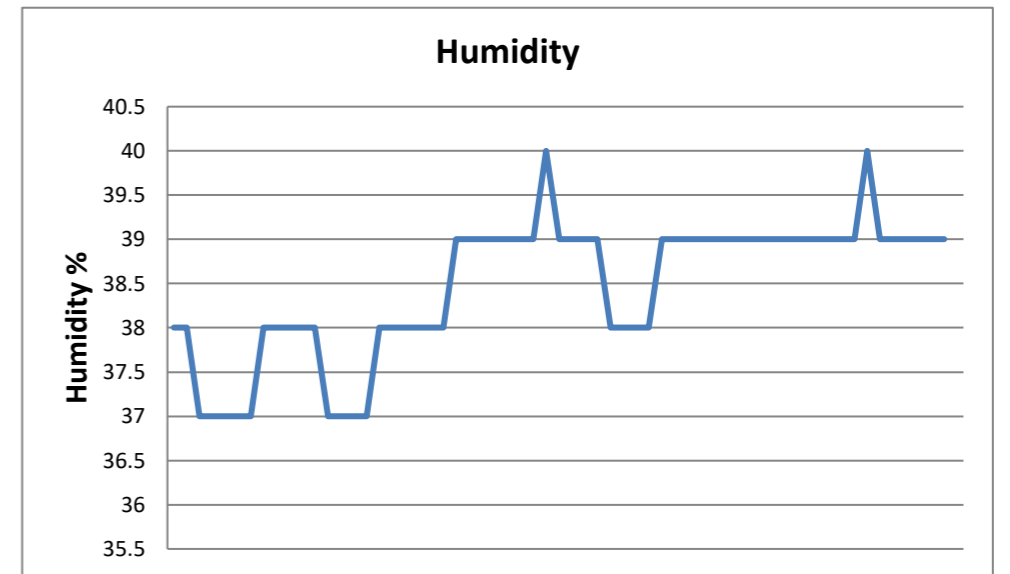
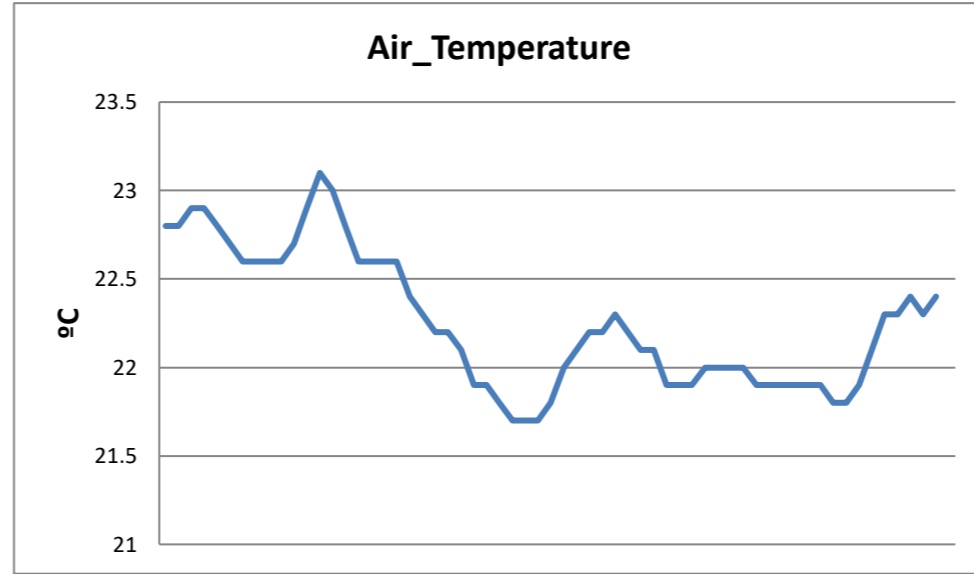
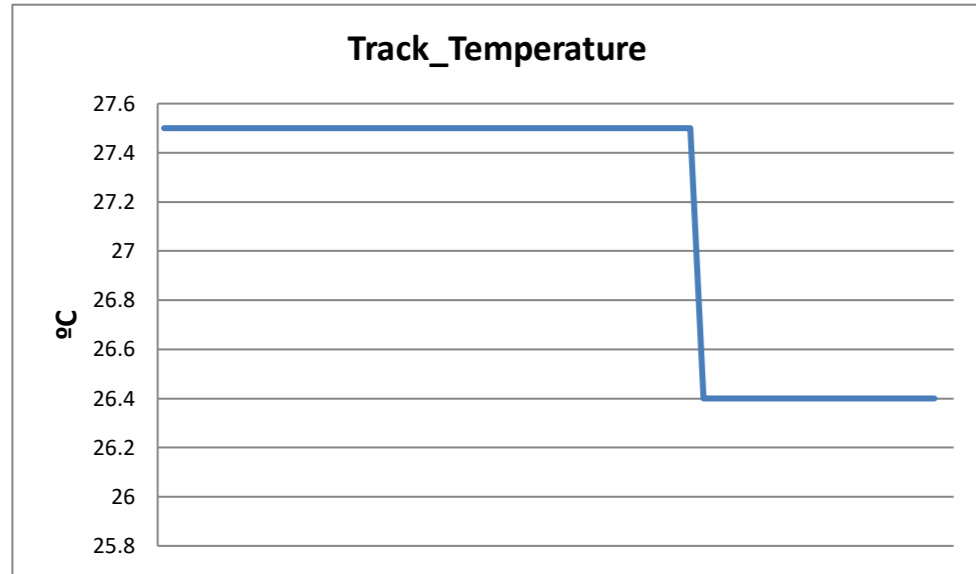


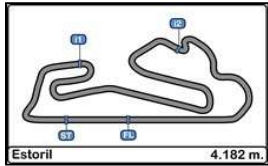
**Autodromo do Estoril  
International GT Open  
Free Practice 2**

**Weather Report**

28/04/2017

Track Status DRY





## Autodromo do Estoril International GT Open

### FREE PRACTICES 1 & 2 RESULTS

28/04/2017

Ord.	Nº	Entrant / Team	Nat.	Driver	Nat.	St.	Driver 2	Nat.	St.	Vehicle	Cat.	Cla.	Laps	Laps1	BL1	Time-1	Laps2	BL2	Time-2	Best	Km/h
1	488	Spirit of Race	CHE	Miguel Ramos	PRT	Silver	Mikkel Mac Jensen	DNK	Gold	Ferrari 488 GT	PRO	1º	56	25	11	1'37.342	31	23	1'40.941	<b>1'37.342</b>	154.663
2	54	Emil Frey Lexus Racing	CHE	Albert Costa	ESP	Gold	Philipp Frommenwiler	CHE	Silver	Lexus RC-F GT3	PRO	2º	40	22	3	1'37.530	18	9	1'40.682	<b>1'37.530</b>	154.365
3	24	Garage 59	GBR	Michael Benham	GBR	Bronze	Duncan Tappy	GBR	Gold	McLaren 650 S GT3 2015	PROAM	1º	40	18	4	1'37.845	22	3	1'40.793	<b>1'37.845</b>	153.868
4	16	Drivex School	ESP	Marcelo Hahn	BRA	Bronze	Allam Khodair	BRA	Gold	Mercedes AMG GT3	PROAM	2º	8	8	4	1'38.044				<b>1'38.044</b>	153.556
5	555	FFF Racing Team by ACM	CHN	Hiroshi Hamaguchi	JPN	Bronze	Vitantonio Liuzzi	ITA	Platinum	Lamborghini Huracan GT3	PROAM	3º	49	23	4	1'38.050	26	6	1'40.098	<b>1'38.050</b>	153.546
6	23	Imperiale Racing	ITA	Vito Postiglione	ITA	Gold	Andrea Fontana	ITA	Silver	Lamborghini Huracan GT3	PRO	3º	44	21	3	1'38.342	23	9	1'40.976	<b>1'38.342</b>	153.090
7	25	FF Corse	GBR	Ivor Dunbar	GBR	Bronze	Johnny Mowlem	GBR	Gold	Ferrari 488 GT3	PROAM	4º	45	22	4	1'38.362	23	8	1'40.370	<b>1'38.362</b>	153.059
8	8	AF Corse	ITA	Piergiuseppe Perazzini	ITA	Bronze	Marco Cioci	ITA	Gold	Ferrari 488 GT	PROAM	5º	22	8	2	1'38.370	14	5	1'39.146	<b>1'38.370</b>	153.047
9	55	Farnbacher Racing	DEU	Dominik Farnbacher	DEU	Gold	Mario Farnbacher	DEU	Silver	Lexus RC-F GT3	PRO	4º	37	17	4	1'38.390	20	7	1'41.117	<b>1'38.390</b>	153.016
10	7	Solaris Motorsport	ITA	Francesco Sini	ITA	Gold	Mauro Calamia	CHE	Silver	Aston Martin Vantage GT3	PRO	5º	43	19	4	1'38.518	24	14	1'41.696	<b>1'38.518</b>	152.817
11	1	Imperiale Racing	ITA	Thomas Biagi	ITA	Gold	Giovanni Venturini	ITA	Gold	Lamborghini Huracan GT3	PRO	6º	38	21	3	1'38.640	17	13	1'41.291	<b>1'38.640</b>	152.628
12	88	Garage 59	GBR	Alexander West	SWE	Bronze	Côme Ledogar	FRA	Platinum	McLaren 650 S GT3 2015	PROAM	6º	50	23	9	1'38.904	27	13	1'40.524	<b>1'38.904</b>	152.220
13	74	MS Racing	AUT	Alexander Hrachowina	AUT	Bronze	Martin Konrad	AUT	Bronze	Mercedes AMG GT3	AM	1º	36	18	3	1'39.078	18	10	1'41.023	<b>1'39.078</b>	151.953
14	20	SPS Automotive Performance	DEU	Valentin Pierburg	DEU		Tom Onslow-Cole	GBR	Gold	Mercedes AMG GT3	PROAM	7º	12	2	2	2'27.136	10	3	1'39.427	<b>1'39.427</b>	151.420
15	11	Ratón Racing	ITA	Edoardo Liberati	ITA	Silver	Kang Ling	CHN	Silver	Lamborghini Huracan GT3	PRO	7º	22	5	3	1'39.516	17	4	1'40.916	<b>1'39.516</b>	151.284
16	10	Jordan Racing	GBR	Jordan Witt	GBR	Bronze	Michael Meadows	GBR	Bronze	Bentley GT3	PROAM	8º	32	21	3	1'39.603	11	9	1'42.350	<b>1'39.603</b>	151.152
17	99	Sports and You	PRT	António Coimbra	PRT	Bronze	Luis Silva	PRT	Bronze	Mercedes AMG GT3	AM	2º	43	22	5	1'39.989	21	19	1'41.766	<b>1'39.989</b>	150.569
18	12	Sports and You	PRT	Marcio Basso	BRA	Bronze	Nonô Figueiredo	BRA	Gold	Mercedes AMG GT3	PROAM	9º	43	22	20	1'40.097	21	5	1'40.336	<b>1'40.097</b>	150.406
19	62	RACE / BMW Team Teo Martin	ESP	Filipe Barreiros	PRT	Bronze	Jose Francisco Guedes	PRT	Bronze	BMW M6 GT3	AM	3º	44	16	15	1'42.014	28	14	1'42.565	<b>1'42.014</b>	147.580
20	22	Shaun Balfe / Balfe Motorsport	GBR	Shaun Balfe	GBR	Bronze	Rob Bell	GBR	Platinum	McLaren 650 S GT3 2015	PROAM	10º	2				2	2	1'56.451	<b>1'56.451</b>	129.284

Published at:.....

<b>Stewards:</b>	<b>Race Director:</b>	<b>Timekeeper:</b> 
------------------	-----------------------	------------------------