

**Autodromo do Estoril
International GT Open
Private Test 2**

Results

27/04/2017

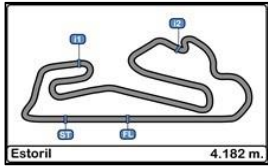
Ord.	Nº	Entrant / Team	Nat.	Driver	Nat.	St.	Driver 2	Nat.	St.	Vehicle	Cat.	Cl.	Laps	Best	Time	Gap	Interval	Km/h
1	488	Spirit of Race	CHE	Miguel Ramos	PRT	Silver	Mikkel Mac Jensen	DNK	Gold	Ferrari 488 GT	PRO	1º	27	13	1'38.724			152.498
2	8	AF Corse	ITA	Piergiuseppe Perazzini	ITA	Bronze	Marco Cioci	ITA	Gold	Ferrari 488 GT	PROAM	1º	27	26	1'38.952	0"228	0"228	152.146
3	23	Imperiale Racing	ITA	Vito Postiglione	ITA	Gold	Andrea Fontana	ITA	Silver	Lamborghini Huracan GT3	PRO	2º	28	7	1'39.104	0"380	0"152	151.913
4	16	Drivex School	ESP	Marcelo Hahn	BRA	Bronze	Allam Khodair	BRA	Gold	Mercedes AMG GT3	PROAM	2º	25	24	1'39.121	0"397	0"017	151.887
5	54	Emil Frey Lexus Racing	CHE	Albert Costa	ESP	Gold	Philipp Frommenwiler	CHE	Silver	Lexus RC-F GT3	PRO	3º	26	15	1'39.314	0"590	0"193	151.592
6	22	Shaun Balfe / Balfe Motorsport	GBR	Shaun Balfe	GBR	Bronze	Rob Bell	GBR	Platinum	McLaren 650 S GT3 2015	PROAM	3º	23	19	1'39.337	0"613	0"023	151.557
7	11	Ratón Racing	ITA	Edoardo Liberati	ITA	Silver	Kang Ling	CHN	Silver	Lamborghini Huracan GT3	PRO	4º	23	9	1'39.341	0"617	0"004	151.551
8	555	FFF Racing Team by ACM	CHN	Hiroshi Hamaguchi	JPN	Bronze	Vitantonio Liuzzi	ITA	Platinum	Lamborghini Huracan GT3	PROAM	4º	29	10	1'39.382	0"658	0"041	151.488
9	99	Sports and You	PRT	António Coimbra	PRT	Bronze	Luis Silva	PRT	Bronze	Mercedes AMG GT3	AM	1º	24	6	1'39.419	0"695	0"037	151.432
10	24	Garage 59	GBR	Michael Benham	GBR	Bronze	Duncan Tappy	GBR	Gold	McLaren 650 S GT3 2015	PROAM	5º	25	24	1'39.875	1"151	0"456	150.740
11	1	Imperiale Racing	ITA	Thomas Biagi	ITA	Gold	Giovanni Venturini	ITA	Gold	Lamborghini Huracan GT3	PRO	5º	21	4	1'39.991	1"267	0"116	150.566
12	88	Garage 59	GBR	Alexander West	SWE	Bronze	Côme Ledogar	FRA	Platinum	McLaren 650 S GT3 2015	PROAM	6º	28	2	1'40.075	1"351	0"084	150.439
13	51	RACE / BMW Team Teo Martin	ESP	Lourenço Beirão da Veiga	PRT	Silver	António Félix da Costa	PRT	Gold	BMW M6 GT3	PRO	6º	25	7	1'40.122	1"398	0"047	150.369
14	20	SPS Automotive Performance	DEU	Valentin Pierburg	DEU		Tom Onslow-Cole	GBR	Gold	Mercedes AMG GT3	PROAM	7º	29	6	1'40.132	1"408	0"010	150.354
15	10	Jordan Racing	GBR	Jordan Witt	GBR	Bronze	Michael Meadows	GBR	Bronze	Bentley GT3	PROAM	8º	24	6	1'40.138	1"414	0"006	150.345
16	7	Solaris Motorsport	ITA	Francesco Sini	ITA	Gold	Mauro Calamia	CHE	Silver	Aston Martin Vantage GT3	PRO	7º	32	17	1'40.327	1"603	0"189	150.061
17	55	Farnbacher Racing	DEU	Dominik Farnbacher	DEU	Gold	Mario Farnbacher	DEU	Silver	Lexus RC-F GT3	PRO	8º	28	12	1'41.066	2"342	0"739	148.964
18	65	RACE / BMW Team Teo Martin	ESP	Victor Bouveng	SWE	Silver	Fran Rueda	ESP	Silver	BMW M6 GT3	PRO	9º	26	17	1'41.401	2"677	0"335	148.472
19	25	FF Corse	GBR	Ivor Dunbar	GBR	Bronze	Johnny Mowlem	GBR	Gold	Ferrari 488 GT3	PROAM	9º	25	12	1'46.914	8"190	5"513	140.816

Published at:.....

Track Status **DRY**

<p>Stewards:</p>	<p>Race Director:</p>	<p>Timekeeper:</p> 
-------------------------	------------------------------	---





**Autodromo do Estoril
International GT Open
Private Test 2**

LAP ANALYSIS

27/04/2017

Number	1			7			8			10			11		
	Lap Time	Partial	Speed	Lap Time	Partial	Speed	Lap Time	Partial	Speed	Lap Time	Partial	Speed	Lap Time	Partial	Speed
22 ^a - 1				0'20.224	0'20.224	258.993	1'59.410	1'59.410		0'20.342	0'20.342	261.502	0'20.465	0'20.465	253.522
22 ^a - 2				1'09.303	0'49.079		2'53.233	0'53.823		1'09.709	0'49.367		1'14.891	0'54.426	
22 ^a - 3				1'40.919	0'31.616		3'26.241	0'33.008		1'41.342	0'31.633		2'02.236	0'47.345	PIT
23 ^a - 1				0'20.039	0'20.039	260.870	0'20.161	0'20.161	262.136	0'20.526	0'20.526	260.870			
23 ^a - 2				1'09.044	0'49.005		1'08.827	0'48.666		1'12.092	0'51.566				
23 ^a - 3				1'40.498	0'31.454		1'40.370	0'31.543		1'56.147	0'44.055	PIT			
24 ^a - 1				0'19.990	0'19.990	262.136	0'19.775	0'19.775	262.136						
24 ^a - 2				1'09.040	0'49.050		1'08.030	0'48.255							
24 ^a - 3				1'40.770	0'31.730		1'39.052	0'31.022							
25 ^a - 1				0'20.241	0'20.241	261.502	0'19.866	0'19.866	263.415						
25 ^a - 2				1'09.338	0'49.097		1'08.029	0'48.163							
25 ^a - 3				1'40.865	0'31.527		1'38.952	0'30.923							
26 ^a - 1				0'20.104	0'20.104	262.136	0'20.191	0'20.191	262.774						
26 ^a - 2				1'09.849	0'49.745		1'10.377	0'50.186							
26 ^a - 3				1'48.202	0'38.353	PIT	1'53.161	0'42.784	PIT						
27 ^a - 1				1'26.851	1'26.851										
27 ^a - 2				2'18.952	0'52.101										
27 ^a - 3				2'51.720	0'32.768										
28 ^a - 1				0'20.234	0'20.234	261.502									
28 ^a - 2				1'09.551	0'49.317										
28 ^a - 3				1'41.217	0'31.666										
29 ^a - 1				0'20.088	0'20.088	261.502									
29 ^a - 2				1'09.346	0'49.258										
29 ^a - 3				1'41.181	0'31.835										
30 ^a - 1				0'20.239	0'20.239	262.136									
30 ^a - 2				1'09.379	0'49.140										
30 ^a - 3				1'40.617	0'31.238										
31 ^a - 1				0'20.251	0'20.251	262.774									
31 ^a - 2				1'09.782	0'49.531										
31 ^a - 3				1'48.617	0'38.835	PIT									

Ideal Lap	
0'20.062	0'20.062
1'08.505	0'48.443
1'39.701	0'31.196

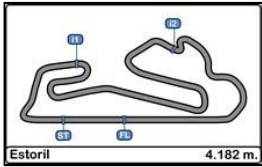
Ideal Lap	
0'19.990	0'19.990
1'08.902	0'48.912
1'39.985	0'31.083

Ideal Lap	
0'19.775	0'19.775
1'07.938	0'48.163
1'38.861	0'30.923

Ideal Lap	
0'19.933	0'19.933
1'08.632	0'48.699
1'39.917	0'31.285

Ideal Lap	
0'20.133	0'20.133
1'08.379	0'48.246
1'39.307	0'30.928

Ideal Best Lap	
0'19.771	0'19.771
1'07.514	0'47.743
1'38.245	0'30.731



**Autodromo do Estoril
International GT Open
Private Test 2**

LAP ANALYSIS

27/04/2017

Number	16			20			22			23			24		
Lap	Lap Time	Partial	Speed	Lap Time	Partial	Speed	Lap Time	Partial	Speed	Lap Time	Partial	Speed	Lap Time	Partial	Speed
22 ^a - 1	0'20.149	0'20.149	257.143	0'20.447	0'20.447	258.993	0'20.029	0'20.029	262.136	3'51.585	3'51.585		0'20.120	0'20.120	260.241
22 ^a - 2	1'08.423	0'48.274		1'09.584	0'49.137		1'10.671	0'50.642		4'42.717	0'51.132		1'08.861	0'48.741	
22 ^a - 3	1'39.154	0'30.731		1'40.922	0'31.338		1'49.473	0'38.802	PIT	5'14.872	0'32.155		1'40.128	0'31.267	
23 ^a - 1	0'20.198	0'20.198	259.616	0'20.313	0'20.313	258.374				0'20.294	0'20.294	260.870	0'20.033	0'20.033	260.241
23 ^a - 2	1'08.342	0'48.144		1'09.863	0'49.550					1'10.150	0'49.856		1'08.695	0'48.662	
23 ^a - 3	1'39.121	0'30.779		1'41.309	0'31.446					1'41.976	0'31.826		1'39.875	0'31.180	
24 ^a - 1	0'20.074	0'20.074	257.757	0'20.303	0'20.303	256.533				0'20.523	0'20.523	258.993	0'23.075	0'23.075	198.896
24 ^a - 2	1'08.319	0'48.245		1'09.883	0'49.580					1'09.964	0'49.441		1'16.200	0'53.125	
24 ^a - 3	1'44.626	0'36.307	PIT	1'48.570	0'38.687	PIT				1'41.788	0'31.824		2'03.514	0'47.314	PIT
25 ^a - 1				4'12.561	4'12.561					0'20.349	0'20.349	258.374			
25 ^a - 2				5'02.301	0'49.740					1'09.523	0'49.174				
25 ^a - 3				5'34.011	0'31.710					1'41.491	0'31.968				
26 ^a - 1				0'20.363	0'20.363	256.533				0'20.274	0'20.274	258.993			
26 ^a - 2				1'09.360	0'48.997					1'09.841	0'49.567				
26 ^a - 3				1'40.756	0'31.396					1'42.576	0'32.735				
27 ^a - 1				0'20.254	0'20.254	258.374				0'20.337	0'20.337	256.533			
27 ^a - 2				1'08.959	0'48.705					1'10.224	0'49.887				
27 ^a - 3				1'40.219	0'31.260					1'49.473	0'39.249	PIT			
28 ^a - 1				0'20.092	0'20.092	258.993									
28 ^a - 2				1'09.035	0'48.943										
28 ^a - 3				1'54.291	0'45.256	PIT									
29 ^a - 1															
29 ^a - 2															
29 ^a - 3															
30 ^a - 1															
30 ^a - 2															
30 ^a - 3															
31 ^a - 1															
31 ^a - 2															
31 ^a - 3															

Ideal Lap	
0'20.074	0'20.074
1'08.218	0'48.144
1'38.949	0'30.731

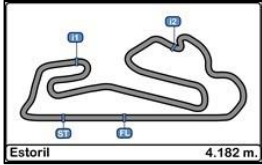
Ideal Lap	
0'20.083	0'20.083
1'08.788	0'48.705
1'39.942	0'31.154

Ideal Lap	
0'19.791	0'19.791
1'08.034	0'48.243
1'39.055	0'31.021

Ideal Lap	
0'19.771	0'19.771
1'08.104	0'48.333
1'38.948	0'30.844

Ideal Lap	
0'20.033	0'20.033
1'08.695	0'48.662
1'39.875	0'31.180

Ideal Best Lap	
0'19.771	0'19.771
1'07.514	0'47.743
1'38.245	0'30.731



**Autodromo do Estoril
International GT Open
Private Test 2**

LAP ANALYSIS

27/04/2017

Number	25			51			54			55			65		
	Lap Time	Partial	Speed	Lap Time	Partial	Speed	Lap Time	Partial	Speed	Lap Time	Partial	Speed	Lap Time	Partial	Speed
22 ^a - 1	0'21.245	0'21.245	257.757	0'20.503	0'20.503	260.241	0'20.157	0'20.157	258.993	4'53.620	4'53.620		0'20.354	0'20.354	262.136
22 ^a - 2	1'14.240	0'52.995		1'10.406	0'49.903		1'08.656	0'48.499		5'44.785	0'51.165		1'09.906	0'49.552	
22 ^a - 3	1'49.031	0'34.791		1'42.181	0'31.775		1'40.354	0'31.698		6'16.819	0'32.034		1'43.692	0'33.786	
23 ^a - 1	0'22.039	0'22.039	257.757	0'20.544	0'20.544	260.870	0'20.355	0'20.355	259.616	0'20.521	0'20.521	260.241	0'21.000	0'21.000	254.118
23 ^a - 2	1'14.242	0'52.203		1'10.606	0'50.062		1'08.903	0'48.548		1'12.764	0'52.243		1'10.916	0'49.916	
23 ^a - 3	1'50.087	0'35.845		1'42.613	0'32.007		1'39.986	0'31.083		1'44.712	0'31.948		1'42.870	0'31.954	
24 ^a - 1	0'23.034	0'23.034	219.067	0'20.709	0'20.709	258.993	0'20.407	0'20.407	259.616	0'20.536	0'20.536	260.870	0'20.482	0'20.482	261.502
24 ^a - 2	1'15.834	0'52.800		1'10.895	0'50.186		1'09.317	0'48.910		1'10.098	0'49.562		1'10.040	0'49.558	
24 ^a - 3	2'02.872	0'47.038	PIT	1'49.147	0'38.252	PIT	1'40.681	0'31.364		1'42.343	0'32.245		1'41.919	0'31.879	
25 ^a - 1							0'20.915	0'20.915	235.808	0'20.508	0'20.508	258.374	0'20.869	0'20.869	251.163
25 ^a - 2							1'10.123	0'49.615		1'10.123	0'49.615		1'11.208	0'50.339	
25 ^a - 3							1'48.641	0'38.013	PIT	1'42.001	0'31.878		1'53.079	0'41.871	PIT
26 ^a - 1										0'20.630	0'20.630	260.870			
26 ^a - 2										1'10.166	0'49.536				
26 ^a - 3										1'41.816	0'31.650				
27 ^a - 1										0'20.613	0'20.613	259.616			
27 ^a - 2										1'10.499	0'49.886				
27 ^a - 3										1'48.130	0'37.631	PIT			
28 ^a - 1															
28 ^a - 2															
28 ^a - 3															
29 ^a - 1															
29 ^a - 2															
29 ^a - 3															
30 ^a - 1															
30 ^a - 2															
30 ^a - 3															
31 ^a - 1															
31 ^a - 2															
31 ^a - 3															

Ideal Lap	
0'21.242	0'21.242
1'12.902	0'51.660
1'46.246	0'33.344

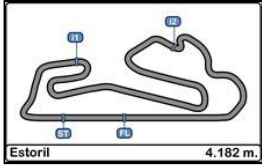
Ideal Lap	
0'20.046	0'20.046
1'08.803	0'48.757
1'40.075	0'31.272

Ideal Lap	
0'19.993	0'19.993
1'08.216	0'48.223
1'39.112	0'30.896

Ideal Lap	
0'20.314	0'20.314
1'09.507	0'49.193
1'40.981	0'31.474

Ideal Lap	
0'20.283	0'20.283
1'09.641	0'49.358
1'41.253	0'31.612

Ideal Best Lap	
0'19.771	0'19.771
1'07.514	0'47.743
1'38.245	0'30.731



**Autodromo do Estoril
International GT Open
Private Test 2**

LAP ANALYSIS

27/04/2017

Number	88			99			488			555			
	Lap	Lap Time	Partial	Speed	Lap Time	Partial	Speed	Lap Time	Partial	Speed	Lap Time	Partial	Speed
22 ^a - 1	3'12.958	3'12.958		0'20.468	0'20.468	258.374	0'20.036	0'20.036	258.374	1'51.874	1'51.874		
22 ^a - 2	4'03.758	0'50.800		1'09.083	0'48.615		1'08.409	0'48.373		2'41.539	0'49.665		
22 ^a - 3	4'36.556	0'32.798		1'40.253	0'31.170		1'39.340	0'30.931		3'13.901	0'32.362		
23 ^a - 1	0'21.564	0'21.564	258.993	0'20.382	0'20.382	259.616	0'20.180	0'20.180	258.374	0'20.331	0'20.331	260.241	
23 ^a - 2	1'12.701	0'51.137		1'09.287	0'48.905		1'09.068	0'48.888		1'15.867	0'55.536		
23 ^a - 3	1'44.857	0'32.156		1'47.472	0'38.185	PIT	1'40.413	0'31.345		1'48.178	0'32.311		
24 ^a - 1	0'20.527	0'20.527	260.870				0'22.742	0'22.742	259.616	0'20.434	0'20.434	260.870	
24 ^a - 2	1'10.562	0'50.035					1'15.382	0'52.640		1'09.843	0'49.409		
24 ^a - 3	1'42.875	0'32.313					1'50.012	0'34.630		1'42.030	0'32.187		
25 ^a - 1	0'20.819	0'20.819	260.241				0'20.244	0'20.244	258.993	0'20.793	0'20.793	260.241	
25 ^a - 2	1'10.873	0'50.054					1'08.915	0'48.671		1'10.126	0'49.333		
25 ^a - 3	1'43.387	0'32.514					1'40.251	0'31.336		1'41.992	0'31.866		
26 ^a - 1	0'20.787	0'20.787	261.502				0'20.149	0'20.149	258.993	0'20.488	0'20.488	260.241	
26 ^a - 2	1'11.429	0'50.642					1'13.399	0'53.250		1'09.997	0'49.509		
26 ^a - 3	1'44.112	0'32.683					1'56.786	0'43.387	PIT	1'43.178	0'33.181		
27 ^a - 1	0'21.695	0'21.695	236.324							0'20.613	0'20.613	257.757	
27 ^a - 2	1'12.374	0'50.679								1'09.754	0'49.141		
27 ^a - 3	1'52.693	0'40.319	PIT							1'41.658	0'31.904		
28 ^a - 1										0'23.087	0'23.087	251.749	
28 ^a - 2										1'20.918	0'57.831		
28 ^a - 3										2'05.238	0'44.320	PIT	
29 ^a - 1													
29 ^a - 2													
29 ^a - 3													
30 ^a - 1													
30 ^a - 2													
30 ^a - 3													
31 ^a - 1													
31 ^a - 2													
31 ^a - 3													

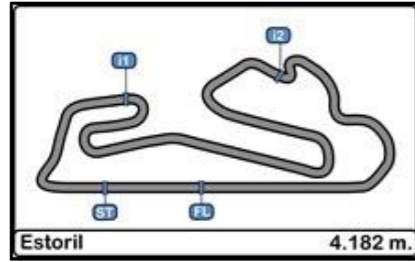
Ideal Lap	
0'20.102	0'20.102
1'08.509	0'48.407
1'39.710	0'31.201

Ideal Lap	
0'20.126	0'20.126
1'08.396	0'48.270
1'39.324	0'30.928

Ideal Lap	
0'19.894	0'19.894
1'07.637	0'47.743
1'38.413	0'30.776

Ideal Lap	
0'20.034	0'20.034
1'08.229	0'48.195
1'39.213	0'30.984

Ideal Best Lap	
0'19.771	0'19.771
1'07.514	0'47.743
1'38.245	0'30.731

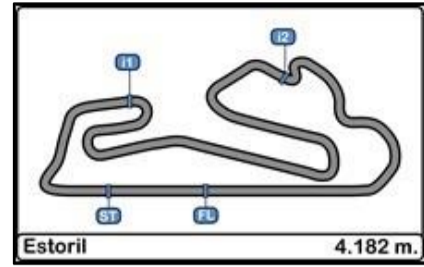


Autodromo do Estoril International GT Open Private Test 2

Best Sectors Results

27/04/2017

Sector - 1			Sector - 2			Sector - 3			Ideal Lap vs Best Lap						
Ord.	Nº	Driver	Time	Nº	Driver	Time	Nº	Driver	Time	Ord.	Nº	Driver	Ideal Lap	Best Lap	Ord.
1	23	Postiglione - Fontana	19.771	488	Ramos - Mac Jensen	47.743	16	Hahn - Khodair	30.731	1	488	Ramos - Mac Jensen	1'38.413	1'38.724	1
2	8	Perazzini - Cioci	19.775	16	Hahn - Khodair	48.144	488	Ramos - Mac Jensen	30.776	2	8	Perazzini - Cioci	1'38.861	1'38.952	2
3	22	Balfe - Bell	19.791	8	Perazzini - Cioci	48.163	23	Postiglione - Fontana	30.844	3	23	Postiglione - Fontana	1'38.948	1'39.104	3
4	488	Ramos - Mac Jensen	19.894	555	Hamaguchi - Liuzzi	48.195	54	Costa - Frommenwiler	30.896	4	16	Hahn - Khodair	1'38.949	1'39.121	4
5	10	Witt - Meadows	19.933	54	Costa - Frommenwiler	48.223	8	Perazzini - Cioci	30.923	5	22	Balfe - Bell	1'39.055	1'39.337	6
6	7	Sini - Calamia	19.990	22	Balfe - Bell	48.243	11	Liberati - Ling	30.928	6	54	Costa - Frommenwiler	1'39.112	1'39.314	5
7	54	Costa - Frommenwiler	19.993	11	Liberati - Ling	48.246	99	Coimbra - Silva	30.928	7	555	Hamaguchi - Liuzzi	1'39.213	1'39.382	8
8	24	Benham - Tappy	20.033	99	Coimbra - Silva	48.270	555	Hamaguchi - Liuzzi	30.984	8	11	Liberati - Ling	1'39.307	1'39.341	7
9	555	Hamaguchi - Liuzzi	20.034	23	Postiglione - Fontana	48.333	22	Balfe - Bell	31.021	9	99	Coimbra - Silva	1'39.324	1'39.419	9
10	51	Beirão da Veiga - Félix da Costa	20.046	88	West - Ledogar	48.407	7	Sini - Calamia	31.083	10	1	Biagi - Venturini	1'39.701	1'39.991	11
11	1	Biagi - Venturini	20.062	1	Biagi - Venturini	48.443	20	Pierburg - Onslow-Cole	31.154	11	88	West - Ledogar	1'39.710	1'40.075	12
12	16	Hahn - Khodair	20.074	24	Benham - Tappy	48.662	24	Benham - Tappy	31.180	12	24	Benham - Tappy	1'39.875	1'39.875	10
13	20	Pierburg - Onslow-Cole	20.083	10	Witt - Meadows	48.699	1	Biagi - Venturini	31.196	13	10	Witt - Meadows	1'39.917	1'40.138	15
14	88	West - Ledogar	20.102	20	Pierburg - Onslow-Cole	48.705	88	West - Ledogar	31.201	14	20	Pierburg - Onslow-Cole	1'39.942	1'40.132	14
15	99	Coimbra - Silva	20.126	51	Beirão da Veiga - Félix da Costa	48.757	51	Beirão da Veiga - Félix da Costa	31.272	15	7	Sini - Calamia	1'39.985	1'40.327	16
16	11	Liberati - Ling	20.133	7	Sini - Calamia	48.912	10	Witt - Meadows	31.285	16	51	Beirão da Veiga - Félix da Costa	1'40.075	1'40.122	13
17	65	Bouveng - Rueda	20.283	55	Farnbacher - Farnbacher	49.193	55	Farnbacher - Farnbacher	31.474	17	55	Farnbacher - Farnbacher	1'40.981	1'41.066	17
18	55	Farnbacher - Farnbacher	20.314	65	Bouveng - Rueda	49.358	65	Bouveng - Rueda	31.612	18	65	Bouveng - Rueda	1'41.253	1'41.401	18
19	25	Dunbar - Mowlem	21.242	25	Dunbar - Mowlem	51.660	25	Dunbar - Mowlem	33.344	19	25	Dunbar - Mowlem	1'46.246	1'46.914	19



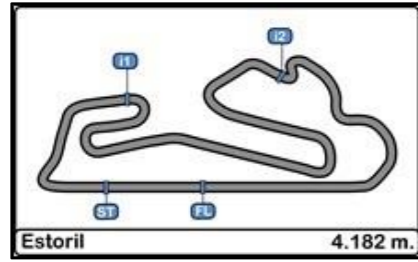
Autodromo do Estoril
International GT Open
Private Test 2

Best Top Speeds

27/04/2017

Ord.	Nº	Entrant / Team	Nat.	Driver	Nat.	St.	Driver 2	Nat.	St.	Vehicle	Cat.	Cla.	Top 1		Top 2		Top 3		Top 4		Top 5		Avg.
													Km/h	Lap	Km/h	Lap	Km/h	Lap	Km/h	Lap	Km/h	Lap	
1	7	Solaris Motorsport	ITA	Francesco Sini	ITA	Gold	Mauro Calamia	CHE	Silver	Aston Martin Vantage GT3	PRO	1º	264.706	20	262.774	10	262.774	19	262.774	32	262.136	6	263.033
2	51	RACE / BMW Team Teo Martin	ESP	Lourenço Beirão da Veiga	PRT	Silver	António Félix da Costa	PRT	Gold	BMW M6 GT3	PRO	2º	264.706	4	262.774	3	262.136	6	261.501	10	260.870	15	262.397
3	8	AF Corse	ITA	Piergiuseppe Perazzini	ITA	Bronze	Marco Cioci	ITA	Gold	Ferrari 488 GT	PROAM	1º	264.059	17	263.415	26	262.774	13	262.774	16	262.774	27	263.159
4	65	RACE / BMW Team Teo Martin	ESP	Victor Bouveng	SWE	Silver	Fran Rueda	ESP	Silver	BMW M6 GT3	PRO	3º	262.774	22	262.136	23	261.501	25	260.870	19	260.870	4	261.630
5	22	Shaun Balfe / Balfe Motorsport	GBR	Shaun Balfe	GBR	Bronze	Rob Bell	GBR	Platinum	McLaren 650 S GT3 2015	PROAM	2º	262.136	20	262.136	23	261.501	3	261.501	7	261.501	22	261.755
6	55	Farnbacher Racing	DEU	Dominik Farnbacher	DEU	Gold	Mario Farnbacher	DEU	Silver	Lexus RC-F GT3	PRO	4º	262.136	22	261.501	4	261.501	13	260.870	9	260.870	18	261.375
7	88	Garage 59	GBR	Alexander West	SWE	Bronze	Côme Ledogar	FRA	Platinum	McLaren 650 S GT3 2015	PROAM	3º	262.136	18	261.501	10	261.501	11	261.501	19	261.501	5	261.628
8	10	Jordan Racing	GBR	Jordan Witt	GBR	Bronze	Michael Meadows	GBR	Bronze	Bentley GT3	PROAM	4º	261.501	13	261.501	7	261.501	11	261.501	12	261.501	19	261.501
9	1	Imperiale Racing	ITA	Thomas Biagi	ITA	Gold	Giovanni Venturini	ITA	Gold	Lamborghini Huracan GT3	PRO	5º	260.870	4	260.870	20	260.241	5	260.241	8	260.241	10	260.492
10	23	Imperiale Racing	ITA	Vito Postiglione	ITA	Gold	Andrea Fontana	ITA	Silver	Lamborghini Huracan GT3	PRO	6º	260.870	24	260.241	11	260.241	18	259.615	4	259.615	5	260.116
11	54	Emil Frey Lexus Racing	CHE	Albert Costa	ESP	Gold	Philipp Frommenwiler	CHE	Silver	Lexus RC-F GT3	PRO	7º	260.870	22	259.615	25	259.615	24	258.993	9	258.993	10	259.617
12	555	FFF Racing Team by ACM	CHN	Hiroshi Hamaguchi	JPN	Bronze	Vitantonio Liuzzi	ITA	Platinum	Lamborghini Huracan GT3	PROAM	5º	260.870	25	260.241	10	260.241	19	260.241	24	260.241	26	260.367
13	24	Garage 59	GBR	Michael Benham	GBR	Bronze	Duncan Tappy	GBR	Gold	McLaren 650 S GT3 2015	PROAM	6º	260.241	24	260.241	23	259.615	7	259.615	12	259.615	17	259.866
14	16	Drivex School	ESP	Marcelo Hahn	BRA	Bronze	Allam Khodair	BRA	Gold	Mercedes AMG GT3	PROAM	7º	259.615	24	258.993	16	257.757	25	257.756	22	257.143	13	258.253
15	99	Sports and You	PRT	António Coimbra	PRT	Bronze	Luis Silva	PRT	Bronze	Mercedes AMG GT3	AM	1º	259.615	24	258.993	22	258.373	21	258.373	23	258.373	10	258.746
16	488	Spirit of Race	CHE	Miguel Ramos	PRT	Silver	Mikkel Mac Jensen	DNK	Gold	Ferrari 488 GT	PRO	8º	259.615	4	259.615	14	259.615	22	259.615	15	259.615	25	259.615
17	11	Ratón Racing	ITA	Edoardo Liberati	ITA	Silver	Kang Ling	CHN	Silver	Lamborghini Huracan GT3	PRO	9º	258.993	11	258.993	22	258.373	4	258.373	6	258.373	9	258.621
18	20	SPS Automotive Performance	DEU	Valentin Pierburg	DEU		Tom Onslow-Cole	GBR	Gold	Mercedes AMG GT3	PROAM	8º	258.993	23	258.993	29	258.373	5	258.373	7	258.373	24	258.621
19	25	FF Corse	GBR	Ivor Dunbar	GBR	Bronze	Johnny Mowlem	GBR	Gold	Ferrari 488 GT3	PROAM	9º	258.373	21	257.757	16	257.757	18	257.756	23	257.756	24	257.880



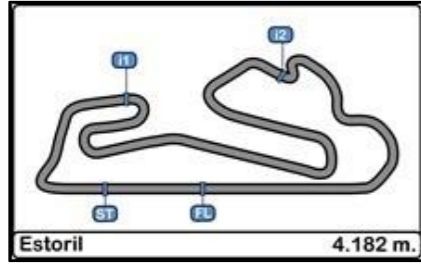


**Autodromo do Estoril
International GT Open
Private Test 2**

Fastest Lap Sequence

27/04/2017

Time of Day	Session Time	Nº	Entrant / Team	Nat.	Driver	Nat.	St.	Driver 2	Nat.	St.	Vehicle	Cat.	Time	Km/h	Lap
15:13'34.659	3'25.244	88	Garage 59	GBR	Alexander West	SWE	Bronze	Côme Ledogar	FRA	Platinum	McLaren 650 S GT3 2015	PROAM	1'40.075	150.439	2
15:17'44.480	7'35.043	22	Shaun Balfe / Balfe Motorsport	GBR	Shaun Balfe	GBR	Bronze	Rob Bell	GBR	Platinum	McLaren 650 S GT3 2015	PROAM	1'39.795	150.861	3
15:24'08.830	13'59.382	99	Sports and You	PRT	António Coimbra	PRT	Bronze	Luis Silva	PRT	Bronze	Mercedes AMG GT3	AM	1'39.419	151.432	6
15:26'24.560	16'15.103	23	Imperiale Racing	ITA	Vito Postiglione	ITA	Gold	Andrea Fontana	ITA	Silver	Lamborghini Huracan GT3	PRO	1'39.104	151.913	7
15:36'34.765	26'25.331	488	Spirit of Race	CHE	Miguel Ramos	PRT	Silver	Mikkel Mac Jensen	DNK	Gold	Ferrari 488 GT	PRO	1'38.985	152.096	10
15:41'34.478	31'25.023	488	Spirit of Race	CHE	Miguel Ramos	PRT	Silver	Mikkel Mac Jensen	DNK	Gold	Ferrari 488 GT	PRO	1'38.724	152.498	13

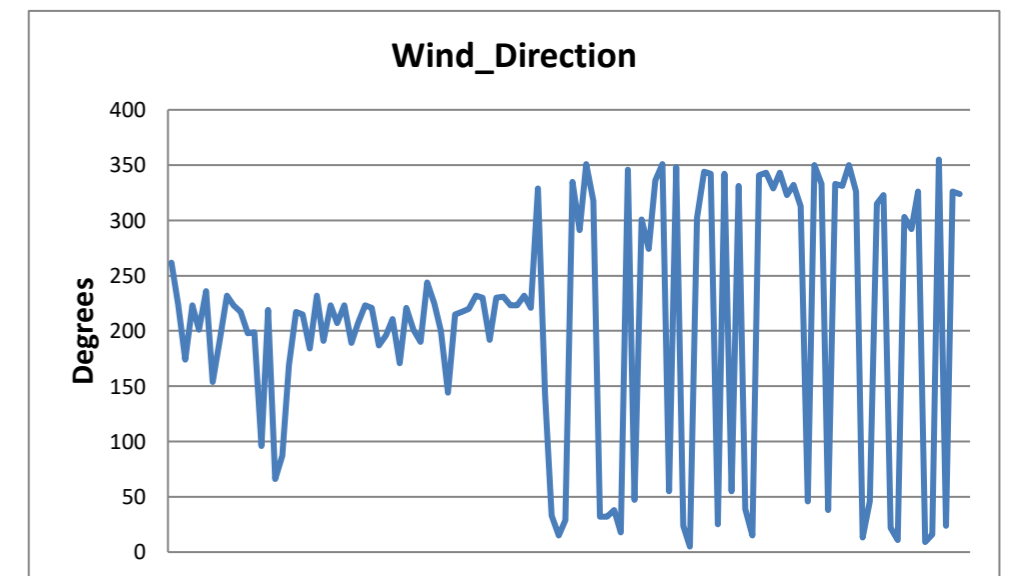
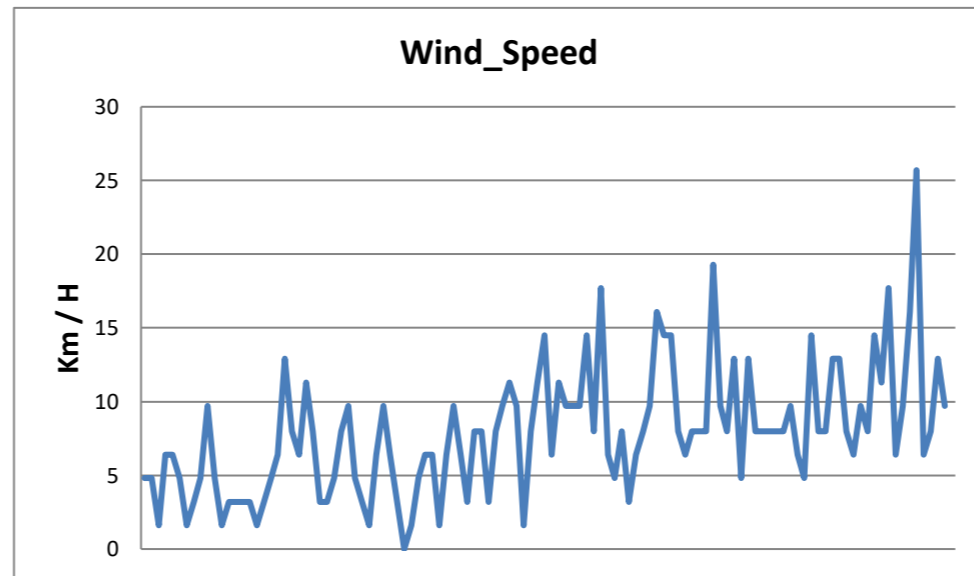
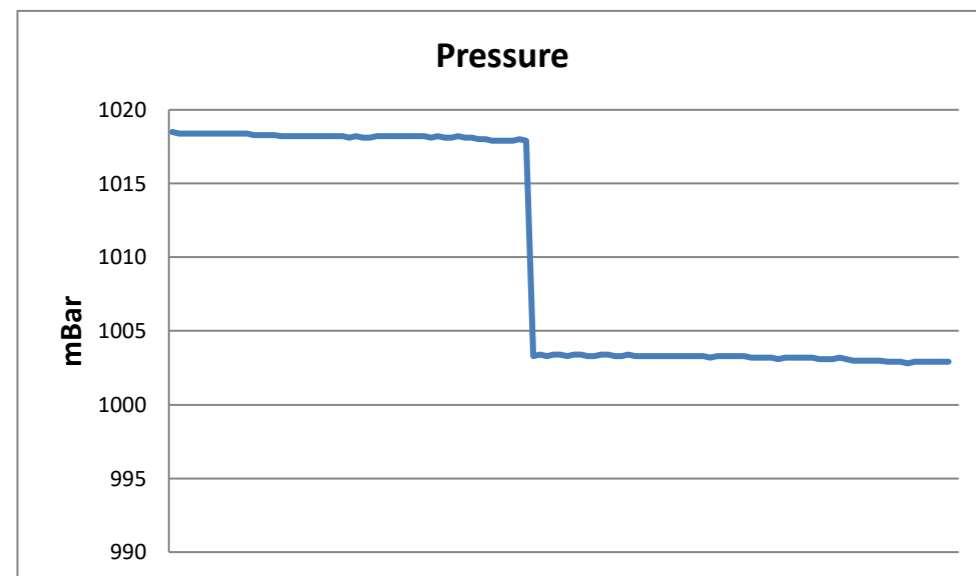
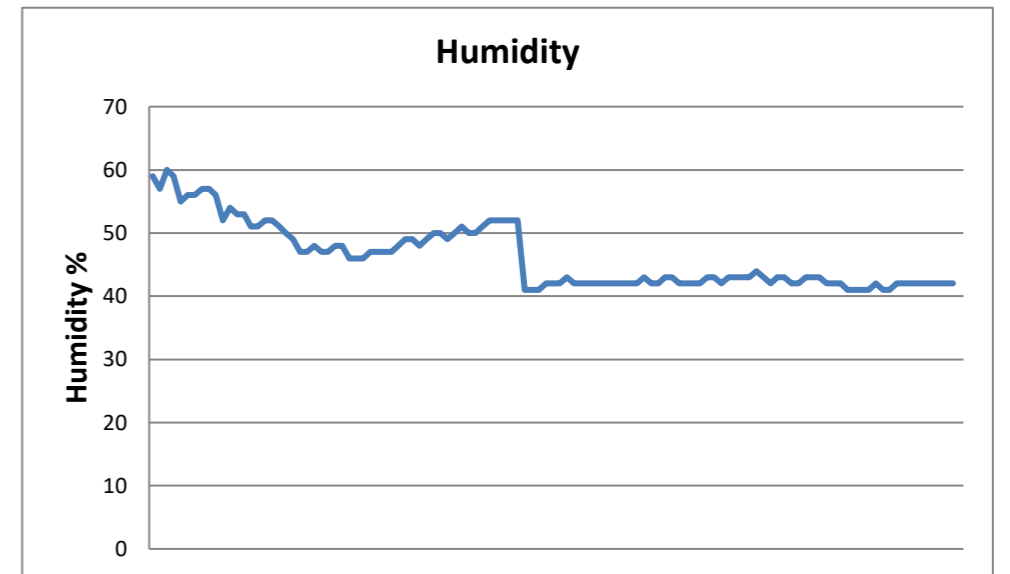
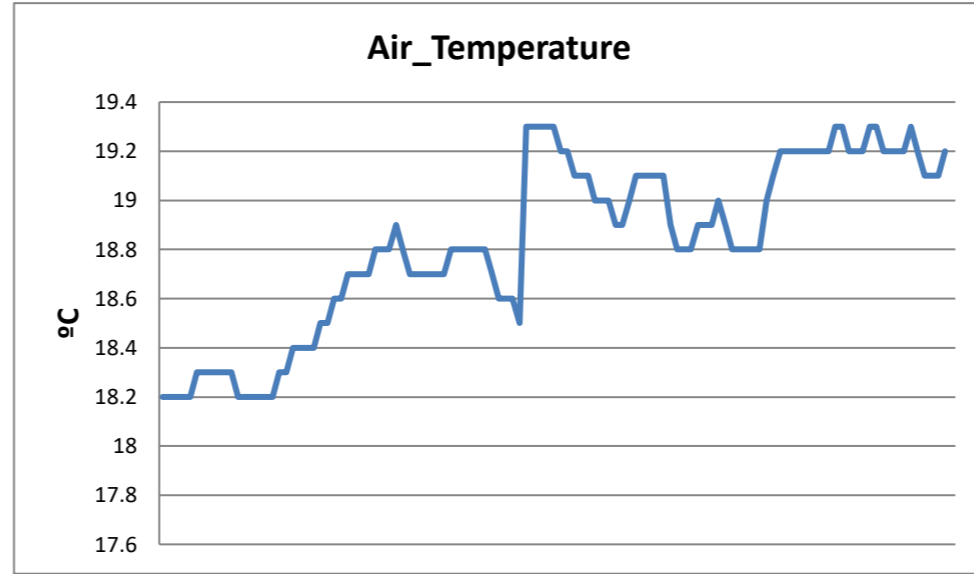
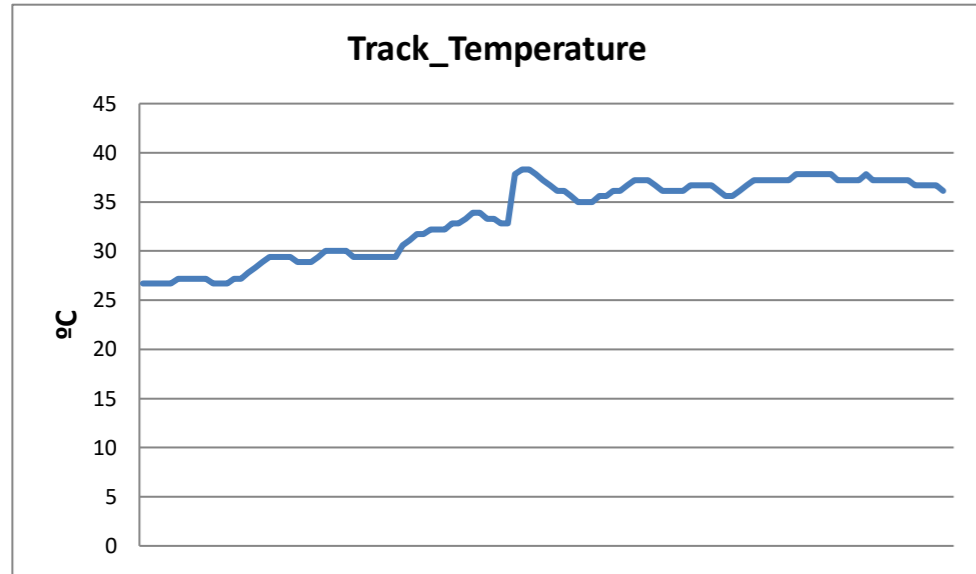


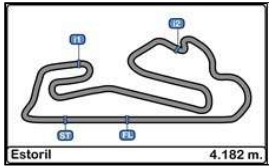
**Autodromo do Estoril
International GT Open
Private Test 2**

Weather Report

27/04/2017

Track Status DRY





Autodromo do Estoril International GT Open

PRIVATE TESTS 1&2 RESULTS

27/04/2017

Ord.	Nº	Entrant / Team	Nat.	Driver	Nat.	St.	Driver 2	Nat.	St.	Vehicle	Cat.	Cla.	Laps	Laps1	BL1	Time-1	Laps2	BL2	Time-2	Best	Km/h
1	22	Shaun Balfe / Balfe Motorsport	GBR	Shaun Balfe	GBR	Bronze	Rob Bell	GBR	Platinum	McLaren 650 S GT3 2015	PROAM	1º	46	23	9	1'37.608	23	19	1'39.337	1'37.608	154.241
2	54	Emil Frey Lexus Racing	CHE	Albert Costa	ESP	Gold	Philipp Frommenwiler	CHE	Silver	Lexus RC-F GT3	PRO	1º	55	29	13	1'38.344	26	15	1'39.314	1'38.344	153.087
3	16	Drivex School	ESP	Marcelo Hahn	BRA	Bronze	Allam Khodair	BRA	Gold	Mercedes AMG GT3	PROAM	2º	47	22	17	1'38.556	25	24	1'39.121	1'38.556	152.758
4	24	Garage 59	GBR	Michael Benham	GBR	Bronze	Duncan Tappy	GBR	Gold	McLaren 650 S GT3 2015	PROAM	3º	49	24	11	1'38.674	25	24	1'39.875	1'38.674	152.575
5	488	Spirit of Race	CHE	Miguel Ramos	PRT	Silver	Mikkel Mac Jensen	DNK	Gold	Ferrari 488 GT	PRO	2º	57	30	23	1'39.638	27	13	1'38.724	1'38.724	152.498
6	8	AF Corse	ITA	Piergiuseppe Perazzini	ITA	Bronze	Marco Cioci	ITA	Gold	Ferrari 488 GT	PROAM	4º	52	25	10	1'38.889	27	26	1'38.952	1'38.889	152.243
7	23	Imperiale Racing	ITA	Vito Postiglione	ITA	Gold	Andrea Fontana	ITA	Silver	Lamborghini Huracan GT3	PRO	3º	47	19	3	1'41.100	28	7	1'39.104	1'39.104	151.913
8	51	RACE / BMW Team Teo Martin	ESP	Lourenço Beirão da Veiga	PRT	Silver	António Félix da Costa	PRT	Gold	BMW M6 GT3	PRO	4º	50	25	22	1'39.158	25	7	1'40.122	1'39.158	151.830
9	1	Imperiale Racing	ITA	Thomas Biagi	ITA	Gold	Giovanni Venturini	ITA	Gold	Lamborghini Huracan GT3	PRO	5º	45	24	22	1'39.176	21	4	1'39.991	1'39.176	151.803
10	88	Garage 59	GBR	Alexander West	SWE	Bronze	Côme Ledogar	FRA	Platinum	McLaren 650 S GT3 2015	PROAM	5º	49	21	19	1'39.233	28	2	1'40.075	1'39.233	151.716
11	25	FF Corse	GBR	Ivor Dunbar	GBR	Bronze	Johnny Mowlem	GBR	Gold	Ferrari 488 GT3	PROAM	6º	50	25	15	1'39.243	25	12	1'46.914	1'39.243	151.700
12	11	Ratón Racing	ITA	Edoardo Liberati	ITA	Silver	Kang Ling	CHN	Silver	Lamborghini Huracan GT3	PRO	6º	41	18	6	1'40.893	23	9	1'39.341	1'39.341	151.551
13	555	FFF Racing Team by ACM	CHN	Hiroshi Hamaguchi	JPN	Bronze	Vitantonio Liuzzi	ITA	Platinum	Lamborghini Huracan GT3	PROAM	7º	45	16	14	1'39.960	29	10	1'39.382	1'39.382	151.488
14	99	Sports and You	PRT	António Coimbra	PRT	Bronze	Luis Silva	PRT	Bronze	Mercedes AMG GT3	AM	1º	24				24	6	1'39.419	1'39.419	151.432
15	20	SPS Automotive Performance	DEU	Valentin Pierburg	DEU		Tom Onslow-Cole	GBR	Gold	Mercedes AMG GT3	PROAM	8º	54	25	13	1'39.589	29	6	1'40.132	1'39.589	151.173
16	65	RACE / BMW Team Teo Martin	ESP	Victor Bouveng	SWE	Silver	Fran Rueda	ESP	Silver	BMW M6 GT3	PRO	7º	54	28	20	1'39.718	26	17	1'41.401	1'39.718	150.978
17	10	Jordan Racing	GBR	Jordan Witt	GBR	Bronze	Michael Meadows	GBR	Bronze	Bentley GT3	PROAM	9º	47	23	16	1'40.895	24	6	1'40.138	1'40.138	150.345
18	7	Solaris Motorsport	ITA	Francesco Sini	ITA	Gold	Mauro Calamia	CHE	Silver	Aston Martin Vantage GT3	PRO	8º	55	23	13	1'42.473	32	17	1'40.327	1'40.327	150.061
19	55	Farnbacher Racing	DEU	Dominik Farnbacher	DEU	Gold	Mario Farnbacher	DEU	Silver	Lexus RC-F GT3	PRO	9º	54	26	3	1'40.905	28	12	1'41.066	1'40.905	149.202
20	12	Sports and You	PRT	Marcio Basso	BRA	Bronze	Nonô Figueiredo	BRA	Gold	Mercedes AMG GT3	PROAM	10º	22	22	18	1'41.056				1'41.056	148.979

Published at:.....

Stewards: 	Race Director: 	Timekeeper: 
--------------------------	-------------------------------	---