

**Autodromo do Estoril
International GT Open
Private Test 1**

Results

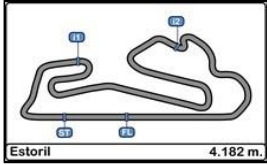
27/04/2017

Ord.	Nº	Entrant / Team	Nat.	Driver	Nat.	St.	Driver 2	Nat.	St.	Vehicle	Cat.	Cla.	Laps	Best	Time	Gap	Interval	Km/h
1	22	Shaun Balfie / Balfie Motorsport	GBR	Shaun Balfie	GBR	Bronze	Rob Bell	GBR	Platinum	McLaren 650 S GT3 2015	PROAM	1º	23	9	1'37.608			154.241
2	54	Emil Frey Lexus Racing	CHE	Albert Costa	ESP	Gold	Philipp Frommenwiler	CHE	Silver	Lexus RC-F GT3	PRO	1º	29	13	1'38.344	0"736	0"736	153.087
3	16	Drivex School	ESP	Marcelo Hahn	BRA	Bronze	Allam Khodair	BRA	Gold	Mercedes AMG GT3	PROAM	2º	22	17	1'38.556	0"948	0"212	152.758
4	24	Garage 59	GBR	Michael Benham	GBR	Bronze	Duncan Tappy	GBR	Gold	McLaren 650 S GT3 2015	PROAM	3º	24	11	1'38.674	1"066	0"118	152.575
5	8	AF Corse	ITA	Piergiuseppe Perazzini	ITA	Bronze	Marco Cioci	ITA	Gold	Ferrari 488 GT	PROAM	4º	25	10	1'38.889	1"281	0"215	152.243
6	51	RACE / BMW Team Teo Martin	ESP	Lourenço Beirão da Veiga	PRT	Silver	António Félix da Costa	PRT	Gold	BMW M6 GT3	PRO	2º	25	22	1'39.158	1"550	0"269	151.830
7	1	Imperiale Racing	ITA	Thomas Biagi	ITA	Gold	Giovanni Venturini	ITA	Gold	Lamborghini Huracan GT3	PRO	3º	24	22	1'39.176	1"568	0"018	151.803
8	88	Garage 59	GBR	Alexander West	SWE	Bronze	Côme Ledogar	FRA	Platinum	McLaren 650 S GT3 2015	PROAM	5º	21	19	1'39.233	1"625	0"057	151.716
9	25	FF Corse	GBR	Ivor Dunbar	GBR	Bronze	Johnny Mowlem	GBR	Gold	Ferrari 488 GT3	PROAM	6º	25	15	1'39.243	1"635	0"010	151.700
10	20	SPS Automotive Performance	DEU	Valentin Pierburg	DEU		Tom Onslow-Cole	GBR	Gold	Mercedes AMG GT3	PROAM	7º	25	13	1'39.589	1"981	0"346	151.173
11	488	Spirit of Race	CHE	Miguel Ramos	PRT	Silver	Mikkel Mac Jensen	DNK	Gold	Ferrari 488 GT	PRO	4º	30	23	1'39.638	2"030	0"049	151.099
12	65	RACE / BMW Team Teo Martin	ESP	Victor Bouveng	SWE	Silver	Fran Rueda	ESP	Silver	BMW M6 GT3	PRO	5º	28	20	1'39.718	2"110	0"080	150.978
13	555	FFF Racing Team by ACM	CHN	Hiroshi Hamaguchi	JPN	Bronze	Vitantonio Liuzzi	ITA	Platinum	Lamborghini Huracan GT3	PROAM	8º	16	14	1'39.960	2"352	0"242	150.612
14	11	Ratón Racing	ITA	Edoardo Liberati	ITA	Silver	Kang Ling	CHN	Silver	Lamborghini Huracan GT3	PRO	6º	18	6	1'40.893	3"285	0"933	149.219
15	10	Jordan Racing	GBR	Jordan Witt	GBR	Bronze	Michael Meadows	GBR	Bronze	Bentley GT3	PROAM	9º	23	16	1'40.895	3"287	0"002	149.217
16	55	Farnbacher Racing	DEU	Dominik Farnbacher	DEU	Gold	Mario Farnbacher	DEU	Silver	Lexus RC-F GT3	PRO	7º	26	3	1'40.905	3"297	0"010	149.202
17	12	Sports and You	PRT	Marcio Basso	BRA	Bronze	Nonô Figueiredo	BRA	Gold	Mercedes AMG GT3	PROAM	10º	22	18	1'41.056	3"448	0"151	148.979
18	23	Imperiale Racing	ITA	Vito Postiglione	ITA	Gold	Andrea Fontana	ITA	Silver	Lamborghini Huracan GT3	PRO	8º	19	3	1'41.100	3"492	0"044	148.914
19	7	Solaris Motorsport	ITA	Francesco Sini	ITA	Gold	Mauro Calamia	CHE	Silver	Aston Martin Vantage GT3	PRO	9º	23	13	1'42.473	4"865	1"373	146.919

Published at:.....

Track Status **DRY**

<p>Stewards:</p>	<p>Race Director:</p>	<p>Timekeeper:</p> 
-------------------------	------------------------------	---



**Autodromo do Estoril
International GT Open
Private Test 1**

LAP ANALYSIS

27/04/2017

Number	1			7			8			10			11		
	Lap Time	Partial	Speed	Lap Time	Partial	Speed	Lap Time	Partial	Speed	Lap Time	Partial	Speed	Lap Time	Partial	Speed
22 ^a - 1	0'20.071	0'20.071	258.993	0'20.855	0'20.855	259.616	0'20.379	0'20.379	260.241	0'22.933	0'22.933	236.324			
22 ^a - 2	1'08.379	0'48.308		1'12.608	0'51.753		1'09.120	0'48.741		1'14.435	0'51.502				
22 ^a - 3	1'39.638	0'31.259		1'52.920	0'40.312	PIT	1'40.824	0'31.704		1'56.749	0'42.314	PIT			
23 ^a - 1	0'23.474	0'23.474	258.993				0'20.525	0'20.525	259.616						
23 ^a - 2	1'13.720	0'50.246					1'09.883	0'49.358							
23 ^a - 3	1'53.743	0'40.023	PIT				1'41.897	0'32.014							
24 ^a - 1							0'20.833	0'20.833	257.757						
24 ^a - 2							1'10.033	0'49.200							
24 ^a - 3							1'48.503	0'38.470	PIT						
25 ^a - 1															
25 ^a - 2															
25 ^a - 3															
26 ^a - 1															
26 ^a - 2															
26 ^a - 3															
27 ^a - 1															
27 ^a - 2															
27 ^a - 3															
28 ^a - 1															
28 ^a - 2															
28 ^a - 3															
29 ^a - 1															
29 ^a - 2															
29 ^a - 3															

Ideal Lap	
0'20.071	0'20.071
1'08.174	0'48.103
1'39.150	0'30.976

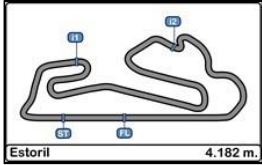
Ideal Lap	
0'20.458	0'20.458
1'10.218	0'49.760
1'42.143	0'31.925

Ideal Lap	
0'19.824	0'19.824
1'07.950	0'48.126
1'38.826	0'30.876

Ideal Lap	
0'20.246	0'20.246
1'09.384	0'49.138
1'40.659	0'31.275

Ideal Lap	
0'20.350	0'20.350
1'09.247	0'48.897
1'40.690	0'31.443

Ideal Best Lap	
0'19.651	0'19.651
1'06.930	0'47.279
1'37.305	0'30.375



**Autodromo do Estoril
International GT Open
Private Test 1**

LAP ANALYSIS

27/04/2017

Number	12			16			20			22			23		
	Lap Time	Partial	Speed	Lap Time	Partial	Speed	Lap Time	Partial	Speed	Lap Time	Partial	Speed	Lap Time	Partial	Speed
22 ^a - 1							0'21.901	0'21.901	248.276	0'21.116	0'21.116	261.502			
22 ^a - 2							1'12.940	0'51.039		1'11.948	0'50.832				
22 ^a - 3							1'46.181	0'33.241		1'50.423	0'38.475	PIT			
23 ^a - 1							0'21.999	0'21.999	253.522						
23 ^a - 2							1'12.976	0'50.977							
23 ^a - 3							1'45.706	0'32.730							
24 ^a - 1							0'21.102	0'21.102	250.000						
24 ^a - 2							1'12.158	0'51.056							
24 ^a - 3							1'54.511	0'42.353	PIT						
25 ^a - 1															
25 ^a - 2															
25 ^a - 3															
26 ^a - 1															
26 ^a - 2															
26 ^a - 3															
27 ^a - 1															
27 ^a - 2															
27 ^a - 3															
28 ^a - 1															
28 ^a - 2															
28 ^a - 3															
29 ^a - 1															
29 ^a - 2															
29 ^a - 3															

Ideal Lap	
0'20.548	0'20.548
1'09.560	0'49.012
1'40.844	0'31.284

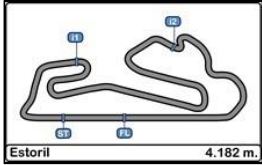
Ideal Lap	
0'19.948	0'19.948
1'07.910	0'47.962
1'38.556	0'30.646

Ideal Lap	
0'19.938	0'19.938
1'08.180	0'48.242
1'39.312	0'31.132

Ideal Lap	
0'19.651	0'19.651
1'06.930	0'47.279
1'37.305	0'30.375

Ideal Lap	
0'20.214	0'20.214
1'09.188	0'48.974
1'40.595	0'31.407

Ideal Best Lap	
0'19.651	0'19.651
1'06.930	0'47.279
1'37.305	0'30.375



**Autodromo do Estoril
International GT Open
Private Test 1**

LAP ANALYSIS

27/04/2017

Number	24			25			51			54			55		
	Lap Time	Partial	Speed	Lap Time	Partial	Speed	Lap Time	Partial	Speed	Lap Time	Partial	Speed	Lap Time	Partial	Speed
22 ^a - 1	0'20.571	0'20.571	258.374	0'21.705	0'21.705	254.717	0'19.905	0'19.905	262.136	0'20.052	0'20.052	257.757	0'20.561	0'20.561	256.533
22 ^a - 2	1'09.955	0'49.384		1'13.661	0'51.956		1'09.166	0'49.261		1'08.317	0'48.265		1'10.348	0'49.787	
22 ^a - 3	1'41.398	0'31.443		1'47.832	0'34.171		1'40.663	0'31.497		1'39.305	0'30.988		1'46.817	0'36.469	PIT
23 ^a - 1	0'20.766	0'20.766	260.241	0'21.401	0'21.401	253.522	0'20.143	0'20.143	259.616	0'20.074	0'20.074	258.374	3'53.572	3'53.572	
23 ^a - 2	1'10.016	0'49.250		1'13.888	0'52.487		1'08.609	0'48.466		1'08.781	0'48.707		4'43.475	0'49.903	
23 ^a - 3	1'48.877	0'38.861	PIT	1'47.253	0'33.365		1'39.561	0'30.952		1'39.844	0'31.063		5'15.485	0'32.010	
24 ^a - 1				0'22.370	0'22.370	247.140	0'20.548	0'20.548	260.870	0'20.241	0'20.241	257.143	0'20.704	0'20.704	256.533
24 ^a - 2				1'15.504	0'53.134		1'09.967	0'49.419		1'08.591	0'48.350		1'10.959	0'50.255	
24 ^a - 3				2'01.692	0'46.188	PIT	1'46.193	0'36.226	PIT	1'39.749	0'31.158		1'42.893	0'31.934	
25 ^a - 1										0'20.291	0'20.291	256.533	0'20.815	0'20.815	257.143
25 ^a - 2										1'08.757	0'48.466		1'11.426	0'50.611	
25 ^a - 3										1'40.003	0'31.246		1'53.048	0'41.622	PIT
26 ^a - 1										0'20.377	0'20.377	257.757			
26 ^a - 2										1'09.077	0'48.700				
26 ^a - 3										1'40.210	0'31.133				
27 ^a - 1										0'20.092	0'20.092	258.374			
27 ^a - 2										1'08.605	0'48.513				
27 ^a - 3										1'39.686	0'31.081				
28 ^a - 1										0'20.511	0'20.511	257.143			
28 ^a - 2										1'09.552	0'49.041				
28 ^a - 3										1'47.812	0'38.260	PIT			
29 ^a - 1															
29 ^a - 2															
29 ^a - 3															

Ideal Lap	
0'19.930	0'19.930
1'07.816	0'47.886
1'38.583	0'30.767

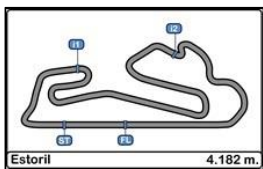
Ideal Lap	
0'19.955	0'19.955
1'08.083	0'48.128
1'39.220	0'31.137

Ideal Lap	
0'19.889	0'19.889
1'08.176	0'48.287
1'39.128	0'30.952

Ideal Lap	
0'19.979	0'19.979
1'07.798	0'47.819
1'38.202	0'30.404

Ideal Lap	
0'20.359	0'20.359
1'09.228	0'48.869
1'40.776	0'31.548

Ideal Best Lap	
0'19.651	0'19.651
1'06.930	0'47.279
1'37.305	0'30.375

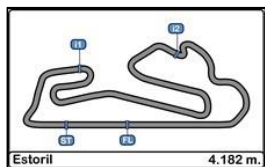


**Autodromo do Estoril
International GT Open
Private Test 1**

LAP ANALYSIS

27/04/2017

Number	65			88			488			555			
	Lap	Lap Time	Partial	Speed	Lap Time	Partial	Speed	Lap Time	Partial	Speed	Lap Time	Partial	Speed
1ª - 1	1ª - 1	0'21.167	0'21.167	257.757	3'30.424	3'30.424		0'23.053	0'23.053	220.859	21'01.626	21'01.626	
	1ª - 2	1'11.783	0'50.616		4'25.418	0'54.994		1'15.398	0'52.345		22'00.626	0'59.000	
	1ª - 3	1'44.119	0'32.336		4'58.319	0'32.901		1'49.664	0'34.266		22'37.168	0'36.542	
2ª - 1	2ª - 1	0'21.015	0'21.015	258.993	0'21.346	0'21.346	255.925	0'20.841	0'20.841	257.757	0'24.075	0'24.075	187.827
	2ª - 2	1'11.573	0'50.558		1'12.199	0'50.853		1'10.417	0'49.576		1'16.284	0'52.209	
	2ª - 3	1'43.589	0'32.016		1'45.751	0'33.552		1'41.917	0'31.500		1'48.612	0'32.328	
3ª - 1	3ª - 1	0'20.686	0'20.686	258.374	0'21.681	0'21.681	248.276	0'20.349	0'20.349	258.993	0'22.188	0'22.188	242.153
	3ª - 2	1'10.954	0'50.268		1'12.459	0'50.778		1'09.266	0'48.917		1'18.242	0'56.054	
	3ª - 3	1'43.134	0'32.180		1'46.878	0'34.419		1'40.339	0'31.073		1'54.624	0'36.382	
4ª - 1	4ª - 1	0'20.578	0'20.578	258.374	0'21.298	0'21.298	256.533	0'20.535	0'20.535	259.616	0'20.854	0'20.854	255.925
	4ª - 2	1'10.549	0'49.971		1'11.743	0'50.445		1'09.380	0'48.845		1'10.365	0'49.511	
	4ª - 3	1'42.206	0'31.657		1'44.264	0'32.521		1'40.893	0'31.513		1'41.829	0'31.464	
5ª - 1	5ª - 1	0'20.258	0'20.258	262.136	0'21.355	0'21.355	258.374	0'20.141	0'20.141	256.533	0'20.440	0'20.440	258.993
	5ª - 2	1'10.160	0'49.902		1'13.466	0'52.111		1'08.517	0'48.376		1'09.425	0'48.985	
	5ª - 3	1'42.644	0'32.484		1'46.010	0'32.544		1'40.192	0'31.675		1'40.617	0'31.192	
6ª - 1	6ª - 1	0'21.399	0'21.399	246.014	0'21.031	0'21.031	257.143	0'20.486	0'20.486	257.143	0'20.290	0'20.290	258.374
	6ª - 2	1'13.262	0'51.863		1'11.141	0'50.110		1'08.925	0'48.439		1'09.315	0'49.025	
	6ª - 3	1'53.522	0'40.260	PIT	1'44.171	0'33.030		1'40.243	0'31.318		1'41.522	0'32.207	
7ª - 1	7ª - 1	6'35.768	6'35.768		0'21.255	0'21.255	255.925	0'20.350	0'20.350	256.533	0'20.536	0'20.536	257.143
	7ª - 2	7'26.628	0'50.860		1'11.842	0'50.587		1'08.790	0'48.440		1'09.242	0'48.706	
	7ª - 3	7'58.817	0'32.189		1'49.655	0'37.813	PIT	1'40.016	0'31.226		1'40.348	0'31.106	
8ª - 1	8ª - 1	0'20.810	0'20.810	258.993	5'58.408	5'58.408		0'20.153	0'20.153	257.757	0'20.338	0'20.338	260.241
	8ª - 2	1'10.560	0'49.750		6'48.746	0'50.338		1'08.931	0'48.778		1'13.229	0'52.891	
	8ª - 3	1'42.427	0'31.867		7'20.731	0'31.985		1'40.184	0'31.253		1'56.234	0'43.005	PIT
9ª - 1	9ª - 1	0'20.578	0'20.578	257.757	0'20.720	0'20.720	257.143	0'20.500	0'20.500	259.616	5'44.801	5'44.801	
	9ª - 2	1'10.731	0'50.153		1'10.174	0'49.454		1'09.557	0'49.057		6'36.588	0'51.787	
	9ª - 3	1'42.538	0'31.807		1'41.551	0'31.377		1'41.059	0'31.502		7'08.425	0'31.837	
10ª - 1	10ª - 1	0'20.561	0'20.561	258.374	0'20.519	0'20.519	258.993	0'20.712	0'20.712	258.374	0'20.383	0'20.383	256.533
	10ª - 2	1'10.183	0'49.622		1'10.324	0'49.805		1'10.970	0'50.258		1'09.197	0'48.814	
	10ª - 3	1'41.802	0'31.619		1'42.301	0'31.977		1'53.330	0'42.360	PIT	1'40.382	0'31.185	
11ª - 1	11ª - 1	0'20.858	0'20.858	258.993	0'20.629	0'20.629	258.993	6'27.765	6'27.765		0'19.983	0'19.983	259.616
	11ª - 2	1'11.745	0'50.887		1'10.081	0'49.452		7'18.511	0'50.746		1'09.148	0'49.165	
	11ª - 3	1'43.758	0'32.013		1'42.119	0'32.038		7'50.615	0'32.104		1'40.241	0'31.093	
12ª - 1	12ª - 1	0'20.996	0'20.996	257.143	0'20.655	0'20.655	258.374	0'20.399	0'20.399	257.757	0'20.027	0'20.027	258.374
	12ª - 2	1'11.241	0'50.245		1'10.451	0'49.796		1'09.144	0'48.745		1'08.747	0'48.720	
	12ª - 3	1'49.172	0'37.931	PIT	1'47.699	0'37.248	PIT	1'40.444	0'31.300		1'40.074	0'31.327	
13ª - 1	13ª - 1	3'19.765	3'19.765		3'24.906	3'24.906		0'20.313	0'20.313	257.757	0'20.250	0'20.250	257.143
	13ª - 2	4'14.569	0'54.804		4'14.023	0'49.117		1'08.778	0'48.465		1'08.794	0'48.544	
	13ª - 3	4'46.835	0'32.266		4'45.684	0'31.661		1'40.305	0'31.527		1'39.960	0'31.166	
14ª - 1	14ª - 1	0'20.430	0'20.430	257.757	0'20.438	0'20.438	258.374	0'20.175	0'20.175	257.143	0'20.137	0'20.137	258.374
	14ª - 2	1'09.029	0'48.599		1'08.457	0'48.019		1'08.738	0'48.563		1'08.853	0'48.716	
	14ª - 3	1'40.120	0'31.091		1'46.190	0'37.733	PIT	1'40.158	0'31.420		1'40.337	0'31.484	
15ª - 1	15ª - 1	0'20.321	0'20.321	258.993	5'10.454	5'10.454		0'20.250	0'20.250	257.143	0'21.706	0'21.706	235.808
	15ª - 2	1'08.597	0'48.276		6'00.356	0'49.902		1'08.728	0'48.478		1'11.803	0'50.097	
	15ª - 3	1'39.731	0'31.134		6'37.993	0'37.637		1'39.980	0'31.252		1'50.853	0'39.050	PIT
16ª - 1	16ª - 1	0'21.115	0'21.115	257.757	0'20.975	0'20.975	257.143	0'20.439	0'20.439	257.757			
	16ª - 2	1'11.190	0'50.075		1'09.439	0'48.464		1'10.317	0'49.878				
	16ª - 3	1'48.936	0'37.746	PIT	1'40.381	0'30.942		1'50.133	0'39.816	PIT			
17ª - 1	17ª - 1	2'22.511	2'22.511		0'20.223	0'20.223	260.870	2'16.795	2'16.795				
	17ª - 2	3'13.449	0'50.938		1'08.783	0'48.560		3'06.962	0'50.167				
	17ª - 3	3'44.716	0'31.267		1'40.026	0'31.243		3'38.659	0'31.697				
18ª - 1	18ª - 1	0'20.291	0'20.291	259.616	0'20.108	0'20.108	258.993	0'20.339	0'20.339	259.616			
	18ª - 2	1'09.068	0'48.777		1'08.180	0'48.072		1'09.351	0'49.012				
	18ª - 3	1'40.525	0'31.457		1'39.233	0'31.053		1'40.884	0'31.533				
19ª - 1	19ª - 1	0'20.382	0'20.382	257.757	0'20.105	0'20.105	259.616	0'20.129	0'20.129	257.757			
	19ª - 2	1'08.776	0'48.394		1'08.464	0'48.359		1'08.783	0'48.654				
	19ª - 3	1'39.718	0'30.942		1'39.717	0'31.253		1'40.027	0'31.244				
20ª - 1	20ª - 1	0'20.262	0'20.262	258.993	0'20.170	0'20.170	260.870	0'20.072	0'20.072	257.143			
	20ª - 2	1'10.083	0'49.821		1'08.789	0'48.619		1'08.822	0'48.750				
	20ª - 3	1'41.914	0'31.831		1'44.929	0'36.140	PIT	1'40.032	0'31.210				
21ª - 1	21ª - 1	0'20.565	0'20.565	256.533				0'20.749	0'20.749	257.143			
	21ª - 2	1'09.636	0'49.071					1'10.983	0'50.234				
	21ª - 3	1'40.889	0'31.253					1'42.368	0'31.385				



**Autodromo do Estoril
International GT Open
Private Test 1**

LAP ANALYSIS

27/04/2017

Number	65			88			488			555		
	Lap Time	Partial	Speed	Lap Time	Partial	Speed	Lap Time	Partial	Speed	Lap Time	Partial	Speed
22 ^a - 1	0'20.428	0'20.428	258.993				0'20.192	0'20.192	257.143			
22 ^a - 2	1'09.395	0'48.967					1'08.689	0'48.497				
22 ^a - 3	1'50.248	0'40.853	PIT				1'39.638	0'30.949				
23 ^a - 1	3'04.177	3'04.177					0'20.211	0'20.211	258.374			
23 ^a - 2	3'53.480	0'49.303					1'09.078	0'48.867				
23 ^a - 3	4'27.007	0'33.527					1'40.329	0'31.251				
24 ^a - 1	0'20.398	0'20.398	257.757				0'20.202	0'20.202	258.993			
24 ^a - 2	1'09.098	0'48.700					1'10.390	0'50.188				
24 ^a - 3	1'40.488	0'31.390					1'43.428	0'33.038				
25 ^a - 1	0'20.403	0'20.403	258.374				0'20.259	0'20.259	257.143			
25 ^a - 2	1'09.077	0'48.674					1'08.750	0'48.491				
25 ^a - 3	1'40.322	0'31.245					1'40.184	0'31.434				
26 ^a - 1	0'20.257	0'20.257	260.870				0'20.209	0'20.209	257.757			
26 ^a - 2	1'09.112	0'48.855					1'08.726	0'48.517				
26 ^a - 3	1'40.466	0'31.354					1'40.314	0'31.588				
27 ^a - 1	0'20.603	0'20.603	262.136				0'20.074	0'20.074	257.143			
27 ^a - 2	1'11.005	0'50.402					1'08.742	0'48.668				
27 ^a - 3	1'57.254	0'46.249	PIT				1'40.365	0'31.623				
28 ^a - 1							0'20.747	0'20.747	258.374			
28 ^a - 2							1'09.468	0'48.721				
28 ^a - 3							1'40.631	0'31.163				
29 ^a - 1							0'21.852	0'21.852	177.925			
29 ^a - 2							1'10.778	0'48.926				
29 ^a - 3							1'50.100	0'39.322	PIT			

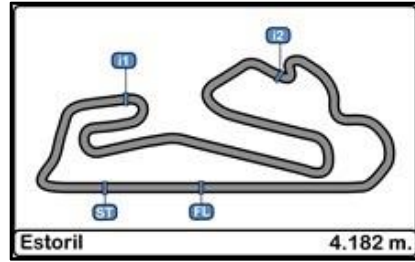
Ideal Lap	
0'20.257	0'20.257
1'08.533	0'48.276
1'39.475	0'30.942

Ideal Lap	
0'20.105	0'20.105
1'08.124	0'48.019
1'39.066	0'30.942

Ideal Lap	
0'20.072	0'20.072
1'08.448	0'48.376
1'39.397	0'30.949

Ideal Lap	
0'19.983	0'19.983
1'08.527	0'48.544
1'39.620	0'31.093

Ideal Best Lap	
0'19.651	0'19.651
1'06.930	0'47.279
1'37.305	0'30.375

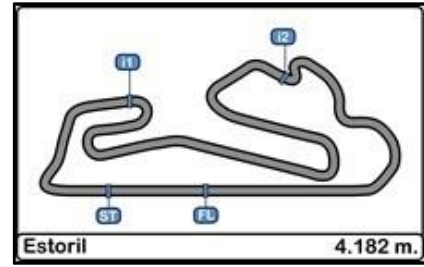


Autodromo do Estoril International GT Open Private Test 1

Best Sectors Results

27/04/2017

Sector - 1				Sector - 2				Sector - 3				Ideal Lap vs Best Lap			
Ord.	Nº	Driver	Time	Nº	Driver	Time	Nº	Driver	Time	Ord.	Nº	Driver	Ideal Lap	Best Lap	Ord.
1	22	Balfe - Bell	19.651	22	Balfe - Bell	47.279	22	Balfe - Bell	30.375	1	22	Balfe - Bell	1'37.305	1'37.608	1
2	8	Perazzini - Cioci	19.824	54	Costa - Frommenwiler	47.819	54	Costa - Frommenwiler	30.404	2	54	Costa - Frommenwiler	1'38.202	1'38.344	2
3	51	Beirão da Veiga - Félix da Costa	19.889	24	Benham - Tappy	47.886	16	Hahn - Khodair	30.646	3	16	Hahn - Khodair	1'38.556	1'38.556	3
4	24	Benham - Tappy	19.930	16	Hahn - Khodair	47.962	24	Benham - Tappy	30.767	4	24	Benham - Tappy	1'38.583	1'38.674	4
5	20	Pierburg - Onslow-Cole	19.938	88	West - Ledogar	48.019	8	Perazzini - Cioci	30.876	5	8	Perazzini - Cioci	1'38.826	1'38.889	5
6	16	Hahn - Khodair	19.948	1	Biagi - Venturini	48.103	65	Bouveng - Rueda	30.942	6	88	West - Ledogar	1'39.066	1'39.233	8
7	25	Dunbar - Mowlem	19.955	8	Perazzini - Cioci	48.126	88	West - Ledogar	30.942	7	51	Beirão da Veiga - Félix da Costa	1'39.128	1'39.158	6
8	54	Costa - Frommenwiler	19.979	25	Dunbar - Mowlem	48.128	488	Ramos - Mac Jensen	30.949	8	1	Biagi - Venturini	1'39.150	1'39.176	7
9	555	Hamaguchi - Liuzzi	19.983	20	Pierburg - Onslow-Cole	48.242	51	Beirão da Veiga - Félix da Costa	30.952	9	25	Dunbar - Mowlem	1'39.220	1'39.243	9
10	1	Biagi - Venturini	20.071	65	Bouveng - Rueda	48.276	1	Biagi - Venturini	30.976	10	20	Pierburg - Onslow-Cole	1'39.312	1'39.589	10
11	488	Ramos - Mac Jensen	20.072	51	Beirão da Veiga - Félix da Costa	48.287	555	Hamaguchi - Liuzzi	31.093	11	488	Ramos - Mac Jensen	1'39.397	1'39.638	11
12	88	West - Ledogar	20.105	488	Ramos - Mac Jensen	48.376	20	Pierburg - Onslow-Cole	31.132	12	65	Bouveng - Rueda	1'39.475	1'39.718	12
13	23	Postiglione - Fontana	20.214	555	Hamaguchi - Liuzzi	48.544	25	Dunbar - Mowlem	31.137	13	555	Hamaguchi - Liuzzi	1'39.620	1'39.960	13
14	10	Witt - Meadows	20.246	55	Farnbacher - Farnbacher	48.869	10	Witt - Meadows	31.275	14	23	Postiglione - Fontana	1'40.595	1'41.100	18
15	65	Bouveng - Rueda	20.257	11	Liberati - Ling	48.897	12	Basso - Figueiredo	31.284	15	10	Witt - Meadows	1'40.659	1'40.895	15
16	11	Liberati - Ling	20.350	23	Postiglione - Fontana	48.974	23	Postiglione - Fontana	31.407	16	11	Liberati - Ling	1'40.690	1'40.893	14
17	55	Farnbacher - Farnbacher	20.359	12	Basso - Figueiredo	49.012	11	Liberati - Ling	31.443	17	55	Farnbacher - Farnbacher	1'40.776	1'40.905	16
18	7	Sini - Calamia	20.458	10	Witt - Meadows	49.138	55	Farnbacher - Farnbacher	31.548	18	12	Basso - Figueiredo	1'40.844	1'41.056	17
19	12	Basso - Figueiredo	20.548	7	Sini - Calamia	49.760	7	Sini - Calamia	31.925	19	7	Sini - Calamia	1'42.143	1'42.473	19



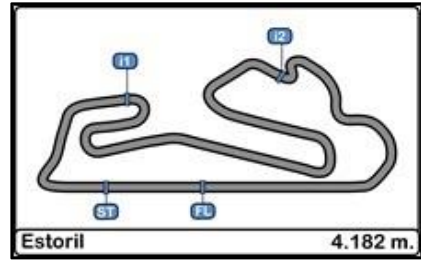
Autodromo do Estoril
International GT Open
Private Test 1

Best Top Speeds

27/04/2017

Ord.	Nº	Entrant / Team	Nat.	Driver	Nat.	St.	Driver 2	Nat.	St.	Vehicle	Cat.	Cla.	Top 1		Top 2		Top 3		Top 4		Top 5		Avg.
													Km/h	Lap	Km/h	Lap	Km/h	Lap	Km/h	Lap	Km/h	Lap	
1	22	Shaun Balfe / Balfe Motorsport	GBR	Shaun Balfe	GBR	Bronze	Rob Bell	GBR	Platinum	McLaren 650 S GT3 2015	PROAM	1º	265.356	18	264.059	6	264.059	7	263.415	10	262.774	4	263.932
2	8	AF Corse	ITA	Piergiuseppe Perazzini	ITA	Bronze	Marco Cioci	ITA	Gold	Ferrari 488 GT	PROAM	2º	262.136	14	261.501	7	261.501	21	260.870	11	260.870	22	261.375
3	24	Garage 59	GBR	Michael Benham	GBR	Bronze	Duncan Tappy	GBR	Gold	McLaren 650 S GT3 2015	PROAM	3º	262.136	6	260.870	11	260.870	16	260.241	5	260.241	13	260.871
4	51	RACE / BMW Team Teo Martin	ESP	Lourenço Beirão da Veiga	PRT	Silver	António Félix da Costa	PRT	Gold	BMW M6 GT3	PRO	1º	262.136	23	260.870	9	260.870	10	260.870	18	260.870	25	261.123
5	65	RACE / BMW Team Teo Martin	ESP	Victor Bouveng	SWE	Silver	Fran Rueda	ESP	Silver	BMW M6 GT3	PRO	2º	262.136	28	262.136	6	260.870	27	259.615	19	258.993	16	260.750
6	25	FF Corse	GBR	Ivor Dunbar	GBR	Bronze	Johnny Mowlem	GBR	Gold	Ferrari 488 GT3	PROAM	4º	261.501	16	260.241	5	259.615	4	259.615	14	259.615	9	260.118
7	1	Imperiale Racing	ITA	Thomas Biagi	ITA	Gold	Giovanni Venturini	ITA	Gold	Lamborghini Huracan GT3	PRO	3º	260.870	18	260.241	9	260.241	17	259.615	19	259.615	5	260.116
8	7	Solaris Motorsport	ITA	Francesco Sini	ITA	Gold	Mauro Calamia	CHE	Silver	Aston Martin Vantage GT3	PRO	4º	260.870	22	260.241	13	259.615	12	259.615	23	258.993	14	259.867
9	88	Garage 59	GBR	Alexander West	SWE	Bronze	Côme Ledogar	FRA	Platinum	McLaren 650 S GT3 2015	PROAM	5º	260.870	18	260.870	21	259.615	20	258.993	11	258.993	12	259.868
10	54	Emil Frey Lexus Racing	CHE	Albert Costa	ESP	Gold	Philipp Frommenwiler	CHE	Silver	Lexus RC-F GT3	PRO	5º	260.241	10	259.615	4	259.615	17	259.615	19	259.615	20	259.741
11	555	FFF Racing Team by ACM	CHN	Hiroshi Hamaguchi	JPN	Bronze	Vitantonio Liuzzi	ITA	Platinum	Lamborghini Huracan GT3	PROAM	6º	260.241	9	259.615	12	258.993	6	258.373	7	258.373	13	259.119
12	20	SPS Automotive Performance	DEU	Valentin Pierburg	DEU		Tom Onslow-Cole	GBR	Gold	Mercedes AMG GT3	PROAM	7º	259.615	13	258.993	14	257.756	8	257.756	15	257.143	9	258.253
13	23	Imperiale Racing	ITA	Vito Postiglione	ITA	Gold	Andrea Fontana	ITA	Silver	Lamborghini Huracan GT3	PRO	6º	259.615	18	258.993	3	258.373	8	257.143	10	255.924	11	258.010
14	488	Spirit of Race	CHE	Miguel Ramos	PRT	Silver	Mikkel Mac Jensen	DNK	Gold	Ferrari 488 GT	PRO	7º	259.615	19	259.615	5	259.615	10	258.993	4	258.993	25	259.366
15	12	Sports and You	PRT	Marcio Basso	BRA	Bronze	Nonô Figueiredo	BRA	Gold	Mercedes AMG GT3	PROAM	8º	258.993	19	257.143	18	256.532	20	254.118	21	247.706	22	254.898
16	16	Drivex School	ESP	Marcelo Hahn	BRA	Bronze	Allam Khodair	BRA	Gold	Mercedes AMG GT3	PROAM	9º	258.993	18	257.143	22	255.924	3	255.924	14	255.924	10	256.782
17	55	Farnbacher Racing	DEU	Dominik Farnbacher	DEU	Gold	Mario Farnbacher	DEU	Silver	Lexus RC-F GT3	PRO	8º	258.993	17	258.373	5	257.757	16	257.756	4	257.756	10	258.127
18	11	Ratón Racing	ITA	Edoardo Liberati	ITA	Silver	Kang Ling	CHN	Silver	Lamborghini Huracan GT3	PRO	9º	258.373	5	258.373	6	258.373	13	257.757	3	257.757	4	258.127
19	10	Jordan Racing	GBR	Jordan Witt	GBR	Bronze	Michael Meadows	GBR	Bronze	Bentley GT3	PROAM	10º	257.757	22	257.143	17	255.924	13	255.924	16	255.319	8	256.413



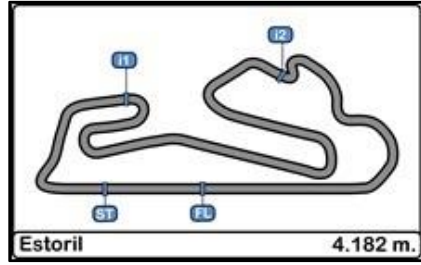


**Autodromo do Estoril
International GT Open
Private Test 1**

Fastest Lap Sequence

27/04/2017

<u>Time of Day</u>	<u>Session Time</u>	<u>Nº</u>	<u>Entrant / Team</u>	<u>Nat.</u>	<u>Driver</u>	<u>Nat.</u>	<u>St.</u>	<u>Driver_2</u>	<u>Nat.</u>	<u>St.</u>	<u>Vehicle</u>	<u>Cat.</u>	<u>Time</u>	<u>Km/h</u>	<u>Lap</u>
13:03'44.857	3'36.072	55	Farnbacher Racing	DEU	Dominik Farnbacher	DEU	Gold	Mario Farnbacher	DEU	Silver	Lexus RC-F GT3	PRO	1'44.922	143.489	2
13:03'48.363	3'39.610	54	Emil Frey Lexus Racing	CHE	Albert Costa	ESP	Gold	Philipp Frommenwiler	CHE	Silver	Lexus RC-F GT3	PRO	1'40.070	150.447	2
13:05'27.958	5'19.131	54	Emil Frey Lexus Racing	CHE	Albert Costa	ESP	Gold	Philipp Frommenwiler	CHE	Silver	Lexus RC-F GT3	PRO	1'39.521	151.277	3
13:20'51.393	20'42.587	22	Shaun Balfe / Balfe Motorsport	GBR	Shaun Balfe	GBR	Bronze	Rob Bell	GBR	Platinum	McLaren 650 S GT3 2015	PROAM	1'37.608	154.241	9



**Autodromo do Estoril
International GT Open
Private Test 1**

Weather Report

27/04/2017

Track Status DRY

