

SRO
MOTORSPORTS GROUP



Blancpain GT Series Asia

Rounds 1 & 2

Sepang International Circuit

5th – 9th April 2017



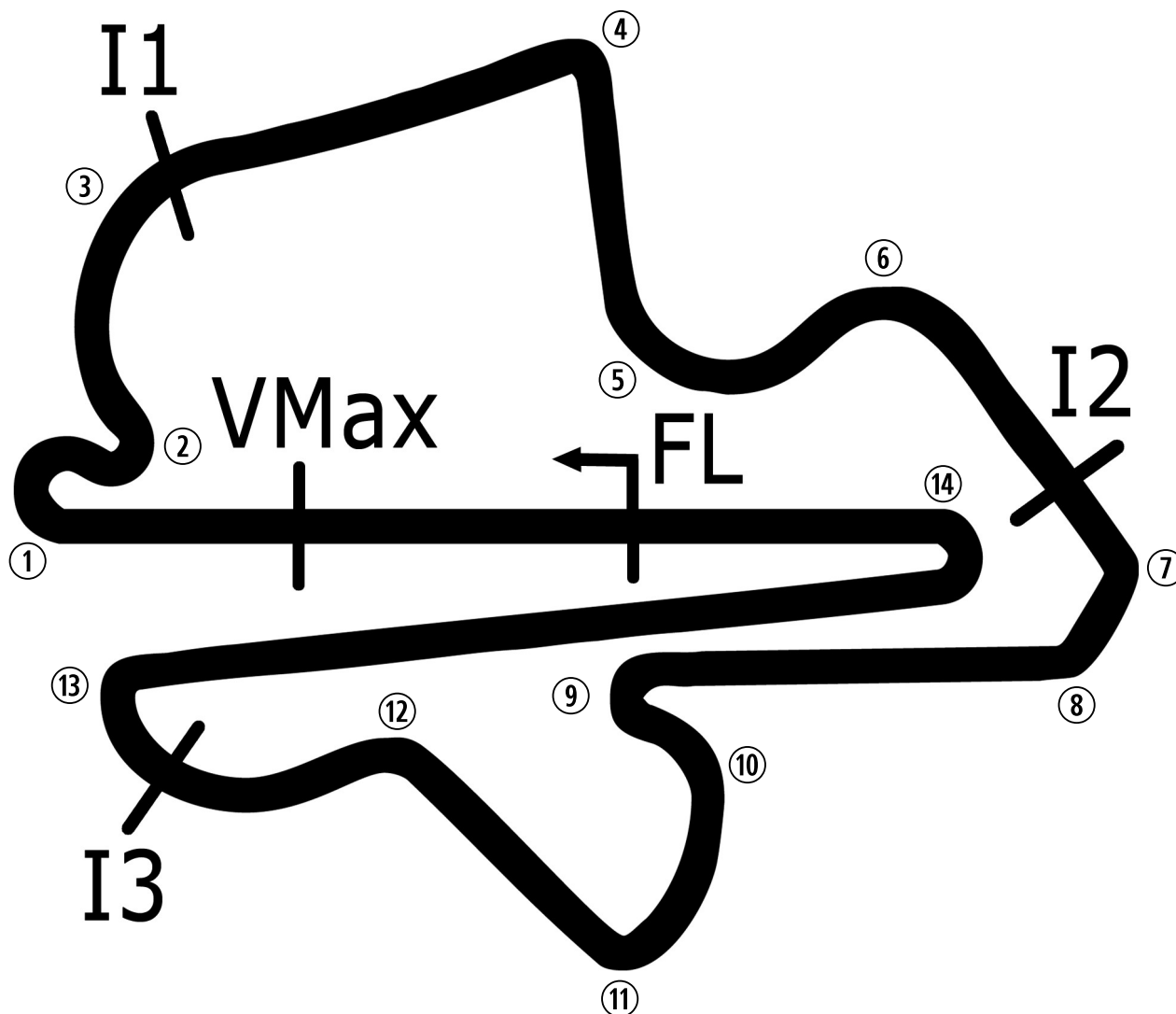
Results Provided by Timing Solutions Ltd
www.tsl-timing.com

Sepang International Circuit



SPORTS TIMING

TIMING SOLUTIONS LTD



Length	3.4442 miles	5543.0 m
FL		
VMax	368m	
I1	1080m	
I2	2465m	
I3	4038m	
Pit Entry	5501m	
Pit Exit	415m after FL	
Pit Entry-Pit Exit	420m, 25.2s @60kph	

All results available at www.tsl-timing.com

Blancpain GT Series Asia 2017

PAID PRACTICE - WEDNESDAY - TEST SESSION 1 - CLASSIFICATION

POS	NO	CL	PIC	TEAM / DRIVERS	CAR	TIME	ON	LAPS	GAP	DIFF	KPH
1	13	Pro/Am	1	Milestone Racing (HKG) Sun JINGZU / Franky Cheng CONGFU	Audi R8 LMS GT3	2:04.132	10	12			160.75
2	86	Silver	1	OD Racing Team (HKG) Mitchell GILBERT / Aditja PATEL	Audi R8 LMS GT3	2:04.451	13	13	0.319	0.319	160.34
3	37	Pro/Am	2	BBT (CHN) Anthony LIU / Davide RIZZO	Ferrari 488 GT3	2:04.524	11	13	0.392	0.073	160.24
4	39	Pro/Am	3	Spirit of Race (CHN) Jiang XIN / Massimiliano WISER	Ferrari 488 GT3	2:04.679	4	14	0.547	0.155	160.04
5	2	Pro/Am	4	FFF Racing Team By ACM (CHN) Zhu JUNHAN / Ho-Pin TUNG	Lamborghini Huracan GT3	2:05.851	6	14	1.719	1.172	158.55
6	19	Am/Am	1	KCMG (HKG) Naoto TAKEDA / Tatuya SHIRASAKA	Audi R8 LMS GT3	2:05.851	6	13	1.719	0.000	158.55
7	12	Pro/Am	5	Clearwater Racing (SGP) Richard WEE / Rob BELL	McLaren 650S GT3	2:06.162	8	16	2.030	0.311	158.16
8	18	Pro/Am	6	KCMG (HKG) Sanghwi Rick YOON / Martin RUMP	Audi R8 LMS GT3	2:06.401	4	4	2.269	0.239	157.86
9	5	Silver	2	Audi Hong Kong (HKG) Shaun Thing Wei FUNG / Marchy LEE	Audi R8 LMS GT3	2:06.465	9	12	2.333	0.064	157.78
10	66	Silver	3	Vincenzo Sospiri Racing (ITA) Martin KODRIC / Sandy STUVIK	Lamborghini Huracan GT3	2:06.476	5	6	2.344	0.011	157.77
11	1	Silver	4	FFF Racing Team By ACM (CHN) Aidan READ / Alberto DI FOLCO	Lamborghini Huracan GT3	2:07.018	5	16	2.886	0.542	157.10
12	99	Silver	5	Craft Bamboo Racing (HKG) Darryl O'YOUNG / Peter LI	Porsche 911 GT3R	2:08.032	15	17	3.900	1.014	155.85
13	117	INV	1	EKS (MYS) Swen HERBERGER / Nazim AZMAN	Porsche Cayman GT4 Clubspor	2:18.396	5	11	14.264	10.364	144.18
14	10	GT4	1	EKS (MYS) Eric LO / Byron TONG	Porsche Cayman GT4 Clubspor	2:22.065	10	14	17.933	3.669	140.46
15	6	Pro/Am	7	Team Audi R8 LMS Cup (HKG) Alex YOONG / Alex AU	Audi R8 LMS GT3	2:22.297	2	3	18.165	0.232	140.23
16	89	GT4	2	HubAuto Racing (TPE) Ringo CHONG / Alan YEO	Porsche Cayman GT4 Clubspor	2:23.730	10	12	19.598	1.433	138.83
17	11	GT4	3	TTR Team SARD (HKG) Tony FONG / Terrence TSE	Porsche Cayman GT4 Clubspor	2:28.829	3	13	24.697	5.099	134.07
18	69	Am/Am	2	CMRT (SGP) James CAI / Kenneth CHENG	Aston Martin Vantage GT3		0	5			

Weather / Track : Bright / Dry

These results are provisional until the conclusion of any judicial and technical matters.

Sepang International Circuit

Circuit Length = 5.543 km

Start: 12:10 Flag 13:05 End: 13:10

Clerk Of Course :

Timekeeper :

Blancpain GT Series Asia 2017

PAID PRACTICE - WEDNESDAY - TEST SESSION 1 - SECTOR ANALYSIS

SECTOR 1 = FL to I1, SECTOR 2 = I1 to I2 SECTOR 3 = I2 to I3, SECTOR 4 = I3 to FL, DIFF = Difference To Personal Best Lap, P = Crossed Finish Line in Pit Lane, D = Time Disallowed

P1 13 Pro/An Milestone Racing				Audi R8 LMS GT3					
IDEAL LAP TIME : 2:03.841		BEST LAP TIME : 2:04.132		DIFFERENCE : 0.291					
D1: Sun JINGZU		D2: Franky Cheng CONGFU							
LAP	SECTOR 1	SECTOR 2	SECTOR 3	SECTOR 4	SPEED TRAP	LAP TIME	KPH	DIFF	TIME OF DAY
1 - D1	OUTLAP	38.945	45.608	IN PIT				P	12:33:59.116
2 - D1	OUTLAP	32.527	40.898	35.985		4:31.415	73.52	2:27.283	12:38:30.531
3 - D1	26.449	30.750	39.130	34.773	232.7	2:11.102	152.20	6.970	12:40:41.633
4 - D1	25.872	30.018	37.851	34.078	234.2	2:07.819	156.11	3.687	12:42:49.452
5 - D1	27.412	33.617	40.050	34.984	213.0	2:16.063	146.65	11.931	12:45:05.515
6 - D1	26.768	31.149	39.881	IN PIT	235.8	2:17.138	P 145.50	13.006	12:47:22.653
7 - D1	OUTLAP	37.832	44.760	34.741		8:12.765	40.49	6:08.633	12:55:35.418
8 - D1	25.238	29.540	36.806	33.945	236.8	2:05.529	158.96	1.397	12:57:40.947
9 - D1	25.080	29.183	36.380	33.637	237.3	2:04.280	(3) 160.56	0.148	12:59:45.227
10 - D1	24.972	29.319	36.403	33.438	238.9	2:04.132	(1) 160.75		13:01:49.359
11 - D1	25.621	31.275	38.274	38.539	237.8	2:13.709	149.24	9.577	13:04:03.068
12 - D1	25.185	29.281	36.412	33.306	237.8	2:04.184	(2) 160.68	0.052	13:06:07.252

P2 86 Silver OD Racing Team				Audi R8 LMS GT3					
IDEAL LAP TIME : 2:04.233		BEST LAP TIME : 2:04.451		DIFFERENCE : 0.218					
D1: Mitchell GILBERT		D2: Aditja PATEL							
LAP	SECTOR 1	SECTOR 2	SECTOR 3	SECTOR 4	SPEED TRAP	LAP TIME	KPH	DIFF	TIME OF DAY
1 - D1	OUTLAP	37.645	46.635	IN PIT				P	12:33:23.394
2 - D1	OUTLAP	35.743	44.529	38.534		5:05.275	65.36	3:00.824	12:38:28.669
3 - D1	26.912	31.888	40.680	34.708	231.2	2:14.188	148.70	9.737	12:40:42.857
4 - D1	25.624	30.230	39.725	33.933	235.8	2:09.512	154.07	5.061	12:42:52.369
5 - D1	25.240	29.894	38.163	33.785	234.2	2:07.082	(3) 157.02	2.631	12:44:59.451
6 - D1	29.230	33.609	40.335	36.177	170.8	2:19.351	143.19	14.900	12:47:18.802
7 - D1	28.117	32.809	40.127	IN PIT	202.6	2:20.070	P 142.46	15.619	12:49:38.872
8 - D1	OUTLAP	33.206	39.042	35.121		5:39.230	58.82	3:34.779	12:55:18.102
9 - D1	25.123	29.332	36.686	33.528	236.3	2:04.669	(2) 160.06	0.218	12:57:22.771
10 - D1	25.036	29.165	36.711	40.637	237.3	2:11.549	151.69	7.098	12:59:34.320
11 - D1	24.987	30.086	42.010	34.073	237.8	2:11.156	152.14	6.705	13:01:45.476
12 - D1	24.998	29.598	38.561	34.744	238.4	2:07.901	156.01	3.450	13:03:53.377
13 - D1	24.915	29.262	36.807	33.467	237.3	2:04.451	(1) 160.34		13:05:57.828

P3 37 Pro/An BBT				Ferrari 488 GT3					
IDEAL LAP TIME : 2:04.492		BEST LAP TIME : 2:04.524		DIFFERENCE : 0.032					
D1: Anthony LIU		D2: Davide RIZZO							
LAP	SECTOR 1	SECTOR 2	SECTOR 3	SECTOR 4	SPEED TRAP	LAP TIME	KPH	DIFF	TIME OF DAY
1 - D2	OUTLAP	35.239	44.551	40.633					12:37:04.475
2 - D2	28.108	33.674	40.908	35.136	213.4	2:17.826	144.78	13.302	12:39:22.301
3 - D2	25.500	29.889	39.447	33.977	238.4	2:08.813	154.91	4.289	12:41:31.114
4 - D2	25.255	29.497	38.193	33.621	238.9	2:06.566	157.66	2.042	12:43:37.680
5 - D2	25.155	29.316	37.473	33.811	239.4	2:05.755	(2) 158.67	1.231	12:45:43.435
6 - D2	25.182	29.541	37.462	33.704	238.9	2:05.889	158.51	1.365	12:47:49.324
7 - D2	25.094	29.525	38.344	IN PIT	239.4	2:09.136	P 154.52	4.612	12:49:58.460
8 - D2	OUTLAP	29.462	37.838	33.588		4:05.771	81.19	2:01.247	12:54:04.231
9 - D2	25.184	29.779	39.630	IN PIT	240.0	2:10.578	P 152.81	6.054	12:56:14.809
10 - D2	OUTLAP	29.839	37.439	35.192		3:26.969	96.41	1:22.445	12:59:41.778
11 - D2	24.807	29.126	37.151	33.440	238.9	2:04.524	(1) 160.24		13:01:46.302
12 - D2	24.775	29.942	41.523	35.231	240.5	2:11.471	151.78	6.947	13:03:57.773
13 - D2	24.890	29.598	37.693	33.637	239.4	2:05.818	(3) 158.60	1.294	13:06:03.591

P4 39 Pro/An Spirit of Race				Ferrari 488 GT3					
IDEAL LAP TIME : 2:03.953		BEST LAP TIME : 2:04.679		DIFFERENCE : 0.726					
D1: Jiang XIN		D2: Massimiliano WISER							
LAP	SECTOR 1	SECTOR 2	SECTOR 3	SECTOR 4	SPEED TRAP	LAP TIME	KPH	DIFF	TIME OF DAY
1 - D2	OUTLAP	36.896	43.908	IN PIT				P	12:20:04.963
2 - D2	OUTLAP	35.802	42.591	39.042		16:58.646	19.58	14:53.967	12:37:03.609
3 - D2	25.324	29.218	38.170	33.253	237.3	2:05.965	(2) 158.41	1.286	12:39:09.574
4 - D2	24.796	29.045	37.655	33.183	237.8	2:04.679	(1) 160.04		12:41:14.253

Weather / Track : Bright / Dry

Sepang International Circuit

Circuit Length = 5.543 km

Start: 12:10 Flag 13:05 End: 13:10

Blancpain GT Series Asia 2017

PAID PRACTICE - WEDNESDAY - TEST SESSION 1 - SECTOR ANALYSIS

SECTOR 1 = FL to I1, SECTOR 2 = I1 to I2 SECTOR 3 = I2 to I3, SECTOR 4 = I3 to FL, DIFF = Difference To Personal Best Lap, P = Crossed Finish Line in Pit Lane, D = Time Disallowed

5 - D2	24.831	31.400	41.262	33.354	238.4	2:10.847	152.50	6.168	12:43:25.100
6 - D2	24.905	29.081	36.929	IN PIT	238.4	2:11.673	P 151.54	6.994	12:45:36.773
7 - D1	OUTLAP	31.073	38.590	34.776		5:16.519	63.04	3:11.840	12:50:53.292
8 - D1	25.285	29.551	38.885	33.911	238.9	2:07.632	156.34	2.953	12:53:00.924
9 - D1	25.262	32.519	38.070	34.398	240.0	2:10.249	153.20	5.570	12:55:11.173
10 - D1	25.224	29.481	37.463	34.056	240.0	2:06.224	(3) 158.09	1.545	12:57:17.397
11 - D1	25.613	30.202	37.520	34.131	239.4	2:07.466	156.54	2.787	12:59:24.863
12 - D1	25.392	30.851	38.190	34.015	238.9	2:08.448	155.35	3.769	13:01:33.311
13 - D1	25.364	34.173	43.860	37.810	240.0	2:21.207	141.31	16.528	13:03:54.518
14 - D1	25.337	30.751	37.675	34.023	241.0	2:07.786	156.15	3.107	13:06:02.304

P5 2 Pro/An FFF Racing Team By ACM

Lamborghini Huracan GT3

IDEAL LAP TIME : 2:05.822

BEST LAP TIME : 2:05.851

DIFFERENCE : 0.029

D1: Zhu JUNHAN

D2: Ho-Pin TUNG

LAP	SECTOR 1	SECTOR 2	SECTOR 3	SECTOR 4	SPEED TRAP	LAP TIME	KPH	DIFF	TIME OF DAY
1 - D1	OUTLAP	38.792	48.665	IN PIT			P		12:19:33.718
2 - D1	OUTLAP	34.064	42.147	38.074		9:25.424	35.29	7:19.573	12:28:59.142
3 - D1	26.952	31.220	40.639	36.764	233.2	2:15.575	147.18	9.724	12:31:14.717
4 - D1	25.669	29.583	39.836	34.378	236.8	2:09.466	(3) 154.13	3.615	12:33:24.183
5 - D1	25.158	29.826	38.087	33.823	238.4	2:06.894	(2) 157.25	1.043	12:35:31.077
6 - D1	24.982	29.356	37.954	33.559	238.4	2:05.851	(1) 158.55		12:37:36.928
7 - D1	25.069	29.327	38.001	IN PIT	239.4	2:09.257	P 154.38	3.406	12:39:46.185
8 - D1	OUTLAP	37.614	45.992	38.994		8:29.894	39.13	6:24.043	12:48:16.079
9 - D1	28.129	34.266	43.470	37.252	232.7	2:23.117	139.42	17.266	12:50:39.196
10 - D1	27.093	32.997	41.930	36.608	233.7	2:18.628	143.94	12.777	12:52:57.824
11 - D1	26.676	37.001	45.754	IN PIT	234.7	2:36.841	P 127.22	30.990	12:55:34.665
12 - D2	OUTLAP	32.963	41.531	36.762		5:19.788	62.40	3:13.937	13:00:54.453
13 - D2	26.712	31.989	42.596	36.775	235.8	2:18.072	144.52	12.221	13:03:12.525
14 - D2	26.736	31.824	40.701	35.852	235.2	2:15.113	147.68	9.262	13:05:27.638

P6 19 Am/Anr KCMG

Audi R8 LMS GT3

IDEAL LAP TIME : 2:05.513

BEST LAP TIME : 2:05.851

DIFFERENCE : 0.338

D1: Naoto TAKEDA

D2: Tatuya SHIRASAKA

LAP	SECTOR 1	SECTOR 2	SECTOR 3	SECTOR 4	SPEED TRAP	LAP TIME	KPH	DIFF	TIME OF DAY
1 - D0	OUTLAP	33.811	40.920	34.192					12:37:07.835
2 - D0	26.572	31.332	39.892	33.901	238.9	2:11.697	151.52	5.846	12:39:19.532
3 - D0	25.382	29.669	39.266	33.740	237.8	2:08.057	155.82	2.206	12:41:27.589
4 - D0	25.245	29.417	38.361	33.968	238.4	2:06.991	(3) 157.13	1.140	12:43:34.580
5 - D0	25.294	29.327	37.753	33.749	236.8	2:06.117	(2) 158.22	0.266	12:45:40.697
6 - D0	25.206	29.341	37.878	33.426	238.4	2:05.851	(1) 158.55		12:47:46.548
7 - D0	25.410	31.266	40.512	34.049	238.4	2:11.237	152.05	5.386	12:49:57.785
8 - D0	25.653	29.688	37.560	IN PIT	238.4	2:17.586	P 145.03	11.735	12:52:15.371
9 - D0	OUTLAP	33.819	41.437	34.860		5:01.302	66.22	2:55.451	12:57:16.673
10 - D0	26.013	31.452	39.290	35.087	237.3	2:11.842	151.35	5.991	12:59:28.515
11 - D0	26.051	30.958	39.120	34.373	237.3	2:10.502	152.90	4.651	13:01:39.017
12 - D0	26.023	30.560	38.645	34.452	238.9	2:09.680	153.87	3.829	13:03:48.697
13 - D0	25.696	30.351	38.539	33.933	237.3	2:08.519	155.26	2.668	13:05:57.216

P7 12 Pro/An Clearwater Racing

McLaren 650S GT3

IDEAL LAP TIME : 2:05.919

BEST LAP TIME : 2:06.162

DIFFERENCE : 0.243

D1: Richard WEE

D2: Rob BELL

LAP	SECTOR 1	SECTOR 2	SECTOR 3	SECTOR 4	SPEED TRAP	LAP TIME	KPH	DIFF	TIME OF DAY
1 - D1	OUTLAP	39.205	46.287	IN PIT			P		12:13:22.990
2 - D1	OUTLAP	32.185	42.577	36.529		15:32.667	21.39	13:26.505	12:28:55.657
3 - D1	27.333	32.178	42.253	IN PIT	227.8	2:23.984	P 138.59	17.822	12:31:19.641
4 - D1	OUTLAP	30.414	39.448	33.927		6:15.931	53.08	4:09.769	12:37:35.572
5 - D1	25.163	29.593	38.678	35.308	231.2	2:08.742	154.99	2.580	12:39:44.314
6 - D1	25.122	29.486	38.352	33.508	233.2	2:06.468	(3) 157.78	0.306	12:41:50.782
7 - D1	25.145	29.728	37.808	33.503	232.7	2:06.184	(2) 158.14	0.022	12:43:56.966
8 - D1	25.147	29.538	37.838	33.639	232.7	2:06.162	(1) 158.16		12:46:03.128
9 - D1	25.321	29.705	38.823	IN PIT	233.2	2:12.268	P 150.86	6.106	12:48:15.396
10 - D1	OUTLAP	31.398	43.153	35.430		5:46.271	57.62	3:40.109	12:54:01.667

Weather / Track : Bright / Dry

Sepang International Circuit

Circuit Length = 5.543 km

Start: 12:10 Flag 13:05 End: 13:10

Blancpain GT Series Asia 2017

PAID PRACTICE - WEDNESDAY - TEST SESSION 1 - SECTOR ANALYSIS

SECTOR 1 = FL to I1, SECTOR 2 = I1 to I2 SECTOR 3 = I2 to I3, SECTOR 4 = I3 to FL, DIFF = Difference To Personal Best Lap, P = Crossed Finish Line in Pit Lane, D = Time Disallowed

11 - D1	26.162	30.848	43.682	34.958	232.2	2:15.650	147.10	9.488	12:56:17.317
12 - D1	26.356	31.063	38.955	37.595	231.7	2:13.969	148.95	7.807	12:58:31.286
13 - D1	27.837	33.280	42.356	35.262	216.4	2:18.735	143.83	12.573	13:00:50.021
14 - D1	26.226	30.471	38.961	35.033	231.7	2:10.691	152.68	4.529	13:03:00.712
15 - D1	26.275	30.540	39.293	36.172	232.2	2:12.280	150.85	6.118	13:05:12.992
16 - D1	27.919	31.106	39.182	IN PIT	192.1	2:26.972	P 135.77	20.810	13:07:39.964

P8 18 Pro/An KCMG

Audi R8 LMS GT3

IDEAL LAP TIME : 2:06.219 BEST LAP TIME : 2:06.401 DIFFERENCE : 0.182
D1: Sanghwi Rick YOON D2: Martin RUMP

LAP	SECTOR 1	SECTOR 2	SECTOR 3	SECTOR 4	SPEED TRAP	LAP TIME	KPH	DIFF	TIME OF DAY
1 - D1	OUTLAP	33.530	44.240	IN PIT				P	12:25:43.875
2 - D1	OUTLAP	33.489	39.498	34.470		35:51.660	9.27	33:45.259	13:01:35.535
3 - D1	25.411	29.877	37.459	34.676	237.8	2:07.423	(2) 156.60	1.022	13:03:42.958
4 - D1	25.206	29.538	37.641	34.016	236.8	2:06.401	(1) 157.86		13:05:49.359

P9 5 Silver Audi Hong Kong

Audi R8 LMS GT3

IDEAL LAP TIME : 2:06.146 BEST LAP TIME : 2:06.465 DIFFERENCE : 0.319
D1: Shaun Thing Wei FUNG D2: Marchy LEE

LAP	SECTOR 1	SECTOR 2	SECTOR 3	SECTOR 4	SPEED TRAP	LAP TIME	KPH	DIFF	TIME OF DAY
1 - D1	OUTLAP	32.963	42.036	IN PIT				P	12:31:12.833
2 - D1	OUTLAP	31.537	40.126	34.557		7:37.861	43.58	5:31.396	12:38:50.694
3 - D1	25.536	29.695	38.331	33.945	235.8	2:07.507	156.49	1.042	12:40:58.201
4 - D1	25.461	29.550	38.353	33.870	236.3	2:07.234	156.83	0.769	12:43:05.435
5 - D1	25.371	29.847	37.825	34.119	237.3	2:07.162	(3) 156.92	0.697	12:45:12.597
6 - D1	25.287	29.784	37.846	34.393	236.3	2:07.310	156.74	0.845	12:47:19.907
7 - D1	25.461	29.749	38.338	IN PIT	236.3	2:10.443	P 152.97	3.978	12:49:30.350
8 - D1	OUTLAP	30.228	39.018	35.517		5:01.843	66.10	2:55.378	12:54:32.193
9 - D1	25.332	29.768	37.481	33.884	236.3	2:06.465	(1) 157.78		12:56:38.658
10 - D1	25.291	29.862	37.541	34.099	236.8	2:06.793	(2) 157.38	0.328	12:58:45.451
11 - D1	25.245	29.744	38.068	40.896	236.8	2:13.953	148.96	7.488	13:00:59.404
12 - D1	25.344	29.875	39.808	IN PIT	237.8	2:12.034	P 151.13	5.569	13:03:11.438

P10 66 Silver Vincenzo Sospiri Racing

Lamborghini Huracan GT3

IDEAL LAP TIME : 2:06.260 BEST LAP TIME : 2:06.476 DIFFERENCE : 0.216
D1: Martin KODRIC D2: Sandy STUVIK

LAP	SECTOR 1	SECTOR 2	SECTOR 3	SECTOR 4	SPEED TRAP	LAP TIME	KPH	DIFF	TIME OF DAY
1 - D2	OUTLAP	43.692	52.619	IN PIT				P	12:18:16.666
2 - D2	OUTLAP	34.458	44.277	35.432		19:24.501	17.13	17:18.025	12:37:41.167
3 - D2	26.224	30.576	38.851	34.237	236.8	2:09.888	(3) 153.63	3.412	12:39:51.055
4 - D2	25.276	29.840	38.119	34.013	237.8	2:07.248	(2) 156.81	0.772	12:41:58.303
5 - D2	25.172	29.619	37.940	33.745	238.4	2:06.476	(1) 157.77		12:44:04.779
6 - D2	25.484	29.730	37.724	IN PIT	238.4	2:10.561	P 152.83	4.085	12:46:15.340

P11 1 Silver FFF Racing Team By ACM

Lamborghini Huracan GT3

IDEAL LAP TIME : 2:06.638 BEST LAP TIME : 2:07.018 DIFFERENCE : 0.380
D1: Aidan READ D2: Alberto DI FOLCO

LAP	SECTOR 1	SECTOR 2	SECTOR 3	SECTOR 4	SPEED TRAP	LAP TIME	KPH	DIFF	TIME OF DAY
1 - D0	OUTLAP	32.768	49.540	43.181					12:29:23.537
2 - D0	26.746	29.877	39.429	34.798	235.8	2:10.850	152.50	3.832	12:31:34.387
3 - D0	25.699	30.176	39.356	IN PIT	238.9	2:12.486	P 150.61	5.468	12:33:46.873
4 - D0	OUTLAP	29.856	38.451	33.975		3:17.959	100.80	1:10.941	12:37:04.832
5 - D0	25.420	29.743	38.176	33.679	239.4	2:07.018	(1) 157.10		12:39:11.850
6 - D0	25.088	29.995	38.380	34.241	240.0	2:07.704	(2) 156.25	0.686	12:41:19.554
7 - D0	43.856	30.563	38.128	IN PIT	239.4	2:29.637	P 133.35	22.619	12:43:49.191
8 - D1	OUTLAP	32.639	42.677	35.666		6:12.510	53.56	4:05.492	12:50:01.701
9 - D1	26.403	30.292	39.613	35.082	238.9	2:11.390	151.87	4.372	12:52:13.091
10 - D1	25.827	30.304	39.145	34.687	238.9	2:09.963	153.54	2.945	12:54:23.054
11 - D1	25.856	30.040	38.806	34.661	238.4	2:09.363	154.25	2.345	12:56:32.417
12 - D1	25.896	30.133	39.765	35.262	239.4	2:11.056	152.26	4.038	12:58:43.473
13 - D1	25.863	30.312	38.520	35.097	239.4	2:09.792	153.74	2.774	13:00:53.265

Weather / Track : Bright / Dry

Sepang International Circuit

Circuit Length = 5.543 km

Start: 12:10 Flag 13:05 End: 13:10

Blancpain GT Series Asia 2017

PAID PRACTICE - WEDNESDAY - TEST SESSION 1 - SECTOR ANALYSIS

SECTOR 1 = FL to I1, SECTOR 2 = I1 to I2 SECTOR 3 = I2 to I3, SECTOR 4 = I3 to FL, DIFF = Difference To Personal Best Lap, P = Crossed Finish Line in Pit Lane, D = Time Disallowed

14 - D1	25.736	30.076	38.318	34.532	240.0	2:08.662	(3)	155.09	1.644	13:03:01.927
15 - D1	25.719	30.394	39.126	35.477	240.5	2:10.716		152.65	3.698	13:05:12.643
16 - D1	26.837	30.455	38.563	IN PIT	209.3	2:15.440	P	147.33	8.422	13:07:28.083

P12 99 Silver Craft Bamboo Racing

Porsche 911 GT3R

IDEAL LAP TIME : 2:07.657

BEST LAP TIME : 2:08.032

DIFFERENCE : 0.375

D1: Darryl O'YOUNG

D2: Peter LI

LAP	SECTOR 1	SECTOR 2	SECTOR 3	SECTOR 4	SPEED TRAP	LAP TIME	KPH	DIFF	TIME OF DAY
1 - D1	OUTLAP	45.367	52.056	43.959					12:15:22.500
2 - D1	33.521	41.351	52.600	IN PIT	164.8	3:00.434	P	110.59	12:18:22.934
3 - D1	OUTLAP	37.876	46.732	39.782		12:16.994	27.07	10:08.962	12:30:39.928
4 - D1	28.759	34.194	44.244	39.758	217.3	2:26.955	135.78	18.923	12:33:06.883
5 - D1	29.411	36.443	42.685	38.585	185.2	2:27.124	135.63	19.092	12:35:34.007
6 - D1	28.797	32.796	43.229	IN PIT	202.2	2:32.115	P	131.18	12:38:06.122
7 - D1	OUTLAP	32.511	41.391	36.990		7:08.613	46.55	5:00.581	12:45:14.735
8 - D1	26.352	30.569	39.406	35.463	237.8	2:11.790	151.41	3.758	12:47:26.525
9 - D1	26.247	30.538	39.332	34.321	237.8	2:10.438	152.98	2.406	12:49:36.963
10 - D1	25.934	31.820	39.833	35.027	238.4	2:12.614	150.47	4.582	12:51:49.577
11 - D1	25.998	29.851	38.830	34.183	236.8	2:08.862	(3)	154.85	12:53:58.439
12 - D1	25.946	30.339	50.270	36.761	238.4	2:23.316	139.23	15.284	12:56:21.755
13 - D1	25.844	29.845	39.645	34.491	238.4	2:09.825	153.70	1.793	12:58:31.580
14 - D1	25.739	29.707	38.765	34.707	237.8	2:08.918	154.78	0.886	13:00:40.498
15 - D1	25.711	30.038	38.196	34.087	238.9	2:08.032	(1)	155.85	13:02:48.530
16 - D1	25.890	30.027	38.193	34.046	238.4	2:08.156	(2)	155.70	13:04:56.686
17 - D1	26.050	30.099	40.246	IN PIT	237.8	2:15.302	P	147.48	13:07:11.988

P13 117 INV EKS

Porsche Cayman GT4 Clubsport MR

IDEAL LAP TIME : 2:18.279

BEST LAP TIME : 2:18.396

DIFFERENCE : 0.117

D1: Swen HERBERGER

D2: Nazim AZMAN

LAP	SECTOR 1	SECTOR 2	SECTOR 3	SECTOR 4	SPEED TRAP	LAP TIME	KPH	DIFF	TIME OF DAY
1 - D1	OUTLAP	38.274	48.661	40.821					12:33:30.910
2 - D1	30.167	36.507	46.541	39.711	211.7	2:32.926	130.48	14.530	12:36:03.836
3 - D1	29.739	36.197	46.550	IN PIT	212.1	2:42.442	P	122.84	12:38:46.278
4 - D1	OUTLAP	35.788	42.302	37.142		9:44.305	34.15	7:25.909	12:48:30.583
5 - D1	27.352	32.929	41.143	36.972	216.0	2:18.396	(1)	144.18	12:50:48.979
6 - D1	27.375	33.370	41.162	37.237	215.1	2:19.084	(3)	143.47	12:53:08.063
7 - D1	27.375	32.851	41.141	37.276	215.5	2:18.643	(2)	143.92	12:55:26.706
8 - D1	27.518	33.082	41.517	37.528	216.4	2:19.645	142.89	1.249	12:57:46.351
9 - D1	27.487	32.929	41.760	IN PIT	215.1	2:24.327	P	138.26	13:00:10.678
10 - D1	OUTLAP	37.056	44.637	38.657		5:03.283	65.79	2:44.887	13:05:13.961
11 - D1	30.530	35.206	44.495	IN PIT	214.7	2:34.954	P	128.77	13:07:48.915

P14 10 GT4 EKS

Porsche Cayman GT4 Clubsport MR

IDEAL LAP TIME : 2:21.254

BEST LAP TIME : 2:22.065

DIFFERENCE : 0.811

D1: Eric LO

D2: Byron TONG

LAP	SECTOR 1	SECTOR 2	SECTOR 3	SECTOR 4	SPEED TRAP	LAP TIME	KPH	DIFF	TIME OF DAY
1 - D1	OUTLAP	46.423	55.987	IN PIT					12:16:55.637
2 - D1	OUTLAP	40.286	50.102	IN PIT		3:26.220	P	96.76	12:20:21.857
3 - D1	OUTLAP	37.690	48.271	41.032		8:39.829	38.38	6:17.764	12:29:01.686
4 - D1	28.913	35.876	45.814	IN PIT	216.0	2:34.348	P	129.28	12:31:36.034
5 - D1	OUTLAP	35.108	44.138	37.861		2:47.682	119.00	25.617	12:34:23.716
6 - D1	27.871	34.066	44.208	38.198	216.0	2:24.343	138.24	2.278	12:36:48.059
7 - D1	28.048	34.001	43.329	38.605	215.5	2:23.983	138.59	1.918	12:39:12.042
8 - D1	28.163	34.213	45.724	IN PIT	216.4	2:28.098	P	134.74	12:41:40.140
9 - D1	OUTLAP	33.632	42.388	37.769		5:04.036	65.63	2:41.971	12:46:44.176
10 - D1	27.858	33.680	42.637	37.890	216.0	2:22.065	(1)	140.46	12:49:06.241
11 - D1	27.870	33.239	42.653	39.964	216.0	2:23.726	(3)	138.83	12:51:29.967
12 - D1	28.026	33.426	42.456	38.170	213.8	2:22.078	(2)	140.44	12:53:52.045
13 - D1	28.002	34.226	59.327	48.101	217.3	2:49.656	117.61	27.591	12:56:41.701
14 - D1	28.205	34.429	42.552	IN PIT	209.3	2:25.614	P	137.03	12:59:07.315

Weather / Track : Bright / Dry

Sepang International Circuit

Circuit Length = 5.543 km

Start: 12:10 Flag 13:05 End: 13:10

Blancpain GT Series Asia 2017

PAID PRACTICE - WEDNESDAY - TEST SESSION 1 - SECTOR ANALYSIS

SECTOR 1 = FL to I1, SECTOR 2 = I1 to I2 SECTOR 3 = I2 to I3, SECTOR 4 = I3 to FL, DIFF = Difference To Personal Best Lap, P = Crossed Finish Line in Pit Lane, D = Time Disallowed

P15		6 Pro/An Team Audi R8 LMS Cup			Audi R8 LMS GT3				
IDEAL LAP TIME : 2:17.910		BEST LAP TIME : 2:22.297			DIFFERENCE : 4.387				
D1: Alex YOONG		D2: Alex AU							
LAP	SECTOR 1	SECTOR 2	SECTOR 3	SECTOR 4	SPEED TRAP	LAP TIME	KPH	DIFF	TIME OF DAY
1 - D2	OUTLAP	44.977	44.089	37.573					12:31:25.571
2 - D2	27.604	35.637	42.771	36.285	232.2	2:22.297 (1)	140.23		12:33:47.868
3 - D2	26.784	32.070	47.166	IN PIT	232.7	2:31.504 P	131.71	9.207	12:36:19.372

P16		89 GT4 HubAuto Racing			Porsche Cayman GT4 Clubsport MR				
IDEAL LAP TIME : 2:23.589		BEST LAP TIME : 2:23.730			DIFFERENCE : 0.141				
D1: Ringo CHONG		D2: Alan YEO							
LAP	SECTOR 1	SECTOR 2	SECTOR 3	SECTOR 4	SPEED TRAP	LAP TIME	KPH	DIFF	TIME OF DAY
1 - D1	OUTLAP	38.185	46.872	39.777					12:34:15.143
2 - D1	29.455	35.409	45.240	39.395	213.4	2:29.499	133.47	5.769	12:36:44.642
3 - D1	28.986	34.829	44.521	IN PIT	213.4	2:32.750 P	130.63	9.020	12:39:17.392
4 - D1	OUTLAP	35.695	44.163	38.851		5:20.351	62.29	2:56.621	12:44:37.743
5 - D1	28.678	34.809	45.453	39.284	214.2	2:28.224	134.62	4.494	12:47:05.967
6 - D1	30.071	37.285	46.599	40.316	213.0	2:34.271	129.34	10.541	12:49:40.238
7 - D1	28.428	34.405	45.194	39.221	214.2	2:27.248 (3)	135.51	3.518	12:52:07.486
8 - D1	28.524	36.645	43.824	40.425	214.2	2:29.418	133.55	5.688	12:54:36.904
9 - D1	28.430	34.119	43.500	38.237	216.0	2:24.286 (2)	138.30	0.556	12:57:01.190
10 - D1	28.069	33.987	43.641	38.033	215.5	2:23.730 (1)	138.83		12:59:24.920
11 - D1	28.315	36.650	48.873	IN PIT	216.0	2:38.893 P	125.58	15.163	13:02:03.813
12 - D1	OUTLAP	37.035	45.853	IN PIT		4:36.286 P	72.22	2:12.556	13:06:40.099

P17		11 GT4 TTR Team SARD			Porsche Cayman GT4 Clubsport MR				
IDEAL LAP TIME : 2:28.189		BEST LAP TIME : 2:28.829			DIFFERENCE : 0.640				
D1: Tony FONG		D2: Terrence TSE							
LAP	SECTOR 1	SECTOR 2	SECTOR 3	SECTOR 4	SPEED TRAP	LAP TIME	KPH	DIFF	TIME OF DAY
1 - D2	OUTLAP	38.442	51.008	IN PIT					12:17:25.655
2 - D2	OUTLAP	37.588	51.288	38.996		11:38.115	28.58	9:09.286	12:29:03.770
3 - D2	29.360	34.378	46.001	39.090	216.0	2:28.829 (1)	134.07		12:31:32.599
4 - D2	30.561	35.441	47.025	IN PIT	215.1	2:40.532 P	124.30	11.703	12:34:13.131
5 - D1	OUTLAP	39.368	47.558	39.895		9:23.941	35.38	6:55.112	12:43:37.072
6 - D1	30.297	36.529	48.331	IN PIT	207.6	2:51.393 P	116.42	22.564	12:46:28.465
7 - D1	OUTLAP	36.493	46.018	40.195		4:41.144	70.97	2:12.315	12:51:09.609
8 - D1	30.666	36.441	46.122	40.717	204.9	2:33.946 (2)	129.62	5.117	12:53:43.555
9 - D1	30.630	36.385	46.664	40.636	210.5	2:34.315	129.31	5.486	12:56:17.870
10 - D1	30.121	36.513	45.913	41.492	213.0	2:34.039 (3)	129.54	5.210	12:58:51.909
11 - D1	30.274	35.765	46.633	48.827	209.7	2:41.499	123.55	12.670	13:01:33.408
12 - D1	30.766	36.134	46.479	41.726	196.0	2:35.105	128.65	6.276	13:04:08.513
13 - D1	30.715	36.187	45.455	41.828	206.1	2:34.185	129.42	5.356	13:06:42.698

P18		69 Am/Ar CMRT			Aston Martin Vantage GT3				
IDEAL LAP TIME : 2:13.497		BEST LAP TIME :			DIFFERENCE :				
D1: James CAI		D2: Kenneth CHENG							
LAP	SECTOR 1	SECTOR 2	SECTOR 3	SECTOR 4	SPEED TRAP	LAP TIME	KPH	DIFF	TIME OF DAY
1 - D2	OUTLAP	35.834	47.177	IN PIT					12:19:39.816
2 - D2	OUTLAP	37.261	51.080	IN PIT		9:52.365 P	33.68		12:29:32.181
3 - D2	OUTLAP	38.983	46.132	IN PIT		4:32.981 P	73.09		12:34:05.162
4 - D2	OUTLAP	31.654	42.482	36.018		15:19.898	21.69		12:49:25.060
5 - D2	27.029	30.842	39.608	IN PIT	234.7	2:20.479 P	142.04		12:51:45.539

Weather / Track : Bright / Dry

Blancpain GT Series Asia 2017

PAID PRACTICE - WEDNESDAY - TEST SESSION 1 - BEST SPEEDS

POS	NO	NAME	VMAX	KPH
1	39	Spirit of Race		241.0
2	1	FFF Racing Team By ACM		240.5
3	37	BBT		240.5
4	2	FFF Racing Team By ACM		239.4
5	13	Milestone Racing		238.9
6	19	KCMG		238.9
7	99	Craft Bamboo Racing		238.9
8	66	Vincenzo Sospiri Racing		238.4
9	86	OD Racing Team		238.4
10	5	Audi Hong Kong		237.8
11	18	KCMG		237.8
12	69	CMRT		234.7
13	12	Clearwater Racing		233.2
14	6	Team Audi R8 LMS Cup		232.7
15	10	EKS		217.3
16	117	EKS		216.4
17	11	TTR Team SARD		216.0
18	89	HubAuto Racing		216.0

Weather / Track : Bright / Dry

Results can be found at www.tsl-timing.com

Sepang International Circuit
Circuit Length = 5.543 km
Start: 12:10 Flag 13:05 End: 13:10

Printed - 13:12 Wednesday, 05 April 2017

Blancpain GT Series Asia 2017

PAID PRACTICE - WEDNESDAY - TEST SESSION 1 - BEST SECTORS

SECTOR 1			SECTOR 2			SECTOR 3			SECTOR 4			IDEAL / BEST COMPARISON						
POS	NO	NAME	TIME	NO	NAME	TIME	NO	NAME	TIME	NO	NAME	TIME	POS	NO	NAME	IDEAL	BEST	DIFF
															PERFECT LAP	2:03.383		
1	37	BBT	24.775	39	Spirit	29.045	13	Milesto	36.380	39	Spirit	33.183	1	13	Milestone Racing	2:03.841	2:04.132	0.291
2	39	Spirit	24.796	37	BBT	29.126	86	OD Raci	36.686	13	Milesto	33.306	2	39	Spirit of Race	2:03.953	2:04.679	0.726
3	86	OD Raci	24.915	86	OD Raci	29.165	39	Spirit	36.929	19	KCMG	33.426	3	86	OD Racing Team	2:04.233	2:04.451	0.218
4	13	Milesto	24.972	13	Milesto	29.183	37	BBT	37.151	37	BBT	33.440	4	37	BBT	2:04.492	2:04.524	0.032
5	2	FFF Rac	24.982	19	KCMG	29.321	18	KCMG	37.459	86	OD Raci	33.467	5	19	KCMG	2:05.513	2:05.851	0.338
6	1	FFF Rac	25.088	2	FFF Rac	29.327	5	Audi Ho	37.481	12	Clearwa	33.503	6	2	FFF Racing Team By ACM	2:05.822	2:05.851	0.029
7	12	Clearwa	25.122	12	Clearwa	29.486	19	KCMG	37.560	2	FFF Rac	33.559	7	12	Clearwater Racing	2:05.919	2:06.162	0.243
8	66	Vincenz	25.172	18	KCMG	29.538	66	Vincenz	37.724	1	FFF Rac	33.679	8	5	Audi Hong Kong	2:06.146	2:06.465	0.319
9	18	KCMG	25.206	5	Audi Ho	29.550	12	Clearwa	37.808	66	Vincenz	33.745	9	18	KCMG	2:06.219	2:06.401	0.182
10	19	KCMG	25.206	66	Vincenz	29.619	2	FFF Rac	37.954	5	Audi Ho	33.870	10	66	Vincenzo Sospiri Racing	2:06.260	2:06.476	0.216
11	5	Audi Ho	25.245	99	Craft B	29.707	1	FFF Rac	38.128	18	KCMG	34.016	11	1	FFF Racing Team By ACM	2:06.638	2:07.018	0.380
12	99	Craft B	25.711	1	FFF Rac	29.743	99	Craft B	38.193	99	Craft B	34.046	12	99	Craft Bamboo Racing	2:07.657	2:08.032	0.375
13	6	Team Au	26.784	69	CMRT	30.842	69	CMRT	39.608	69	CMRT	36.018	13	69	CMRT	2:13.497		
14	69	CMRT	27.029	6	Team Au	32.070	117	EKS	41.141	6	Team Au	36.285	14	6	Team Audi R8 LMS Cup	2:17.910	2:22.297	4.387
15	117	EKS	27.315	117	EKS	32.851	10	EKS	42.388	117	EKS	36.972	15	117	EKS	2:18.279	2:18.396	0.117
16	10	EKS	27.858	10	EKS	33.239	6	Team Au	42.771	10	EKS	37.769	16	10	EKS	2:21.254	2:22.065	0.811
17	89	HubAuto	28.069	89	HubAuto	33.987	89	HubAuto	43.500	89	HubAuto	38.033	17	89	HubAuto Racing	2:23.589	2:23.730	0.141
18	11	TTR Tea	29.360	11	TTR Tea	34.378	11	TTR Tea	45.455	11	TTR Tea	38.996	18	11	TTR Team SARD	2:28.189	2:28.829	0.640

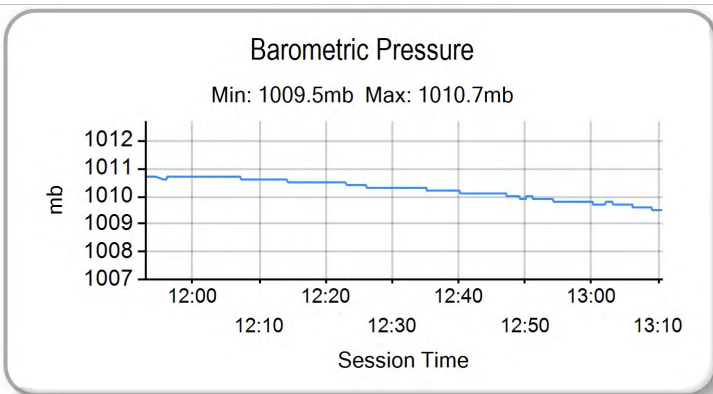
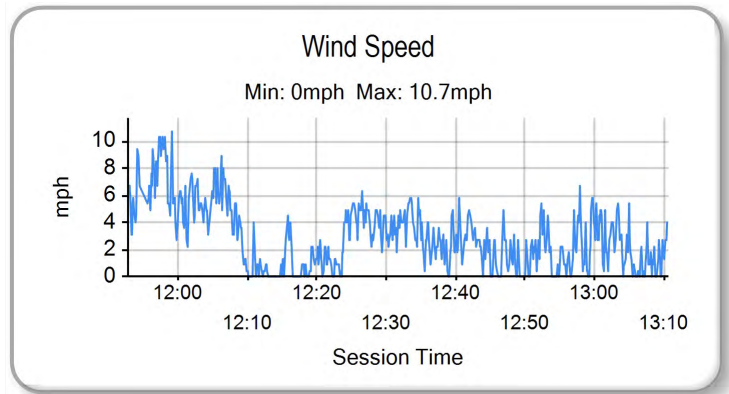
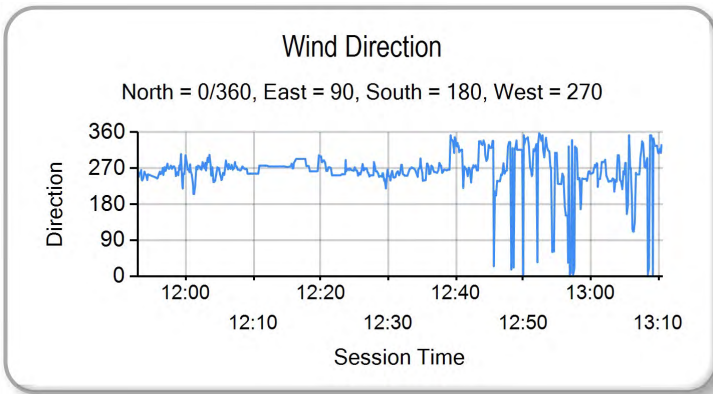
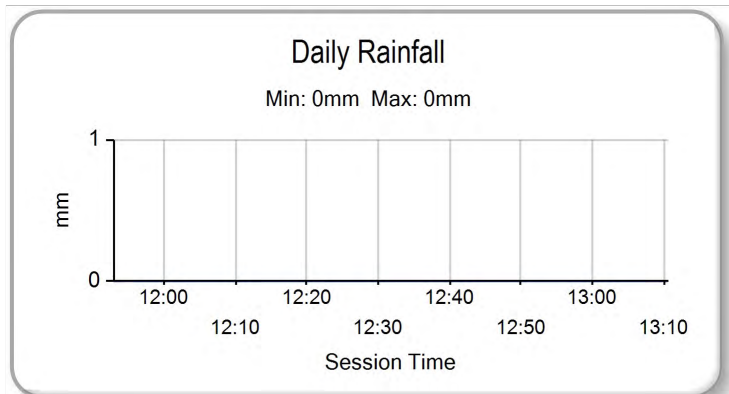
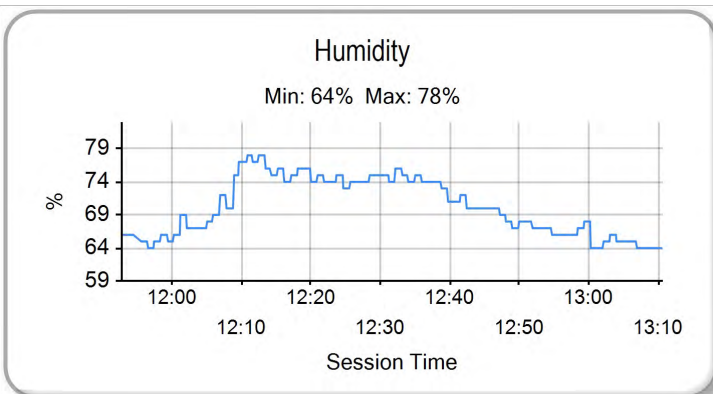
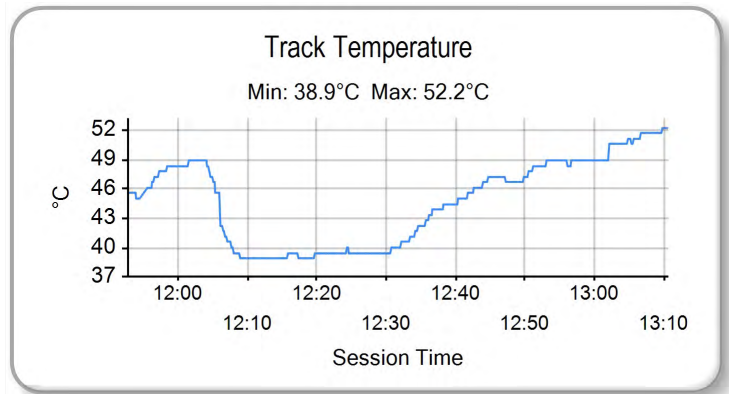
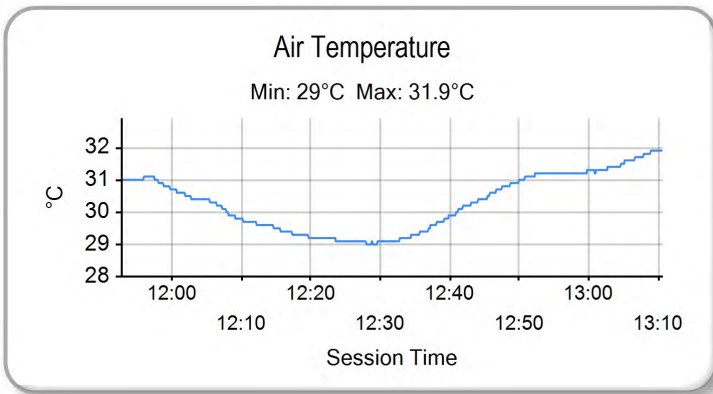
Weather / Track : Bright / Dry

Results can be found at www.tsl-timing.com

Sepang International Circuit
 Circuit Length = 5.543 km
 Start: 12:10 Flag 13:05 End: 13:10
 Printed - 13:11 Wednesday, 05 April 2017

Blancpain GT Series Asia 2017

PAID PRACTICE - WEDNESDAY - TEST SESSION 1 - WEATHER CONDITIONS



Weather / Track : Bright / Dry

Results can be found at www.tsl-timing.com

Sepang International Circuit
Circuit Length = 5.543 miles
Start: 12:10 Flag 13:05 End: 13:10

Printed - 13:21 Wednesday, 05 April 2017

Blancpain GT Series Asia 2017

PAID PRACTICE - WEDNESDAY - TEST SESSION 2 - CLASSIFICATION

POS	NO	CL	PIC	TEAM / DRIVERS	CAR	TIME	ON	LAPS	GAP	DIFF	KPH
1	13	Pro/Am	1	Milestone Racing (HKG) Sun JINGZU / Franky Cheng CONGFU	Audi R8 LMS GT3	2:04.260	13	13			160.58
2	86	Silver	1	OD Racing Team (HKG) Mitchell GILBERT / Aditja PATEL	Audi R8 LMS GT3	2:04.871	8	13	0.611	0.611	159.80
3	39	Pro/Am	2	Spirit of Race (CHN) Jiang XIN / Massimiliano WISER	Ferrari 488 GT3	2:05.165	7	11	0.905	0.294	159.42
4	37	Pro/Am	3	BBT (CHN) Anthony LIU / Davide RIZZO	Ferrari 488 GT3	2:05.345	15	15	1.085	0.180	159.19
5	18	Pro/Am	4	KCMG (HKG) Sanghwi Rick YOON / Martin RUMP	Audi R8 LMS GT3	2:05.862	11	15	1.602	0.517	158.54
6	1	Silver	2	FFF Racing Team By ACM (CHN) Aidan READ / Alberto DI FOLCO	Lamborghini Huracan GT3	2:05.982	12	13	1.722	0.120	158.39
7	999	Pro/Am	5	GruppeM (HKG) Hunter ABBOTT / Raffaele MARCIELLO	Mercedes AMG-GT3	2:06.214	8	11	1.954	0.232	158.10
8	12	Pro/Am	6	Clearwater Racing (SGP) Richard WEE / Rob BELL	McLaren 650S GT3	2:06.298	3	13	2.038	0.084	157.99
9	888	Silver	3	GruppeM (HKG) Tim SUGDEN / Jules SYMKOWIAK	Mercedes AMG-GT3	2:06.499	10	11	2.239	0.201	157.74
10	2	Pro/Am	7	FFF Racing Team By ACM (CHN) ZHU Junhan / Ho-Pin TUNG	Lamborghini Huracan GT3	2:06.550	3	10	2.290	0.051	157.68
11	19	Am/Am	1	KCMG (HKG) Naoto TAKEEDA / Tatuya SHIRASAKA	Audi R8 LMS GT3	2:06.749	13	13	2.489	0.199	157.43
12	99	Silver	4	Craft Bamboo Racing (HKG) Darryl O'YOUNG / Peter LI	Porsche 911 GT3R	2:06.855	13	13	2.595	0.106	157.30
13	66	Silver	5	Vincenzo Sospiri Racing (ITA) Martin KODRIC / Sandy STUVIK	Lamborghini Huracan GT3	2:07.173	4	13	2.913	0.318	156.91
14	5	Silver	6	Audi Hong Kong (HKG) Marchy LEE / Shaun Thong Wei FUNG	Audi R8 LMS GT3	2:07.828	2	12	3.568	0.655	156.10
15	27	Am/Am	2	X-One Racing Team (CHN) Vincent WONG / Andrew HARYANTO	Lamborghini Huracan GT3	2:08.541	7	9	4.281	0.713	155.24
16	69	Am/Am	3	CMRT (SGP) James CAI / Kenneth LIM	Aston Martin Vantage GT3	2:08.761	6	10	4.501	0.220	154.97
17	117	INV	1	EKS (MYS) Swen HERBERGER / Nazim AZMAN	Porsche Cayman GT4 Clubspor	2:18.692	11	11	14.432	9.931	143.87
18	10	GT4	1	EKS (MYS) Eric LO / Byron TONG	Porsche Cayman GT4 Clubspor	2:19.763	9	12	15.503	1.071	142.77
19	38	Pro/Am	8	Spirit of Race (CHN) Nasrat MUZAYYIN / Rui AGUAS	Ferrari 488 GT3	2:20.929	2	3	16.669	1.166	141.59
20	17	GT4	2	Tawain Top Speed Racing Team (TPE) Jeremy WANG / Keo CHANG	Porsche Cayman GT4 Clubspor	2:22.623	3	9	18.363	1.694	139.91
21	11	GT4	3	TTR Team SARD (HKG) Tony FONG / Terrence TSE	Porsche Cayman GT4 Clubspor	2:23.614	4	13	19.354	0.991	138.94
22	89	GT4	4	HubAuto Racing (TPE) Ringo CHONG / Alan YEO	Porsche Cayman GT4 Clubspor	2:26.088	4	10	21.828	2.474	136.59

Weather / Track : Sunny / Dry

These results are provisional until the conclusion of any judicial and technical matters.

Sepang International Circuit

Circuit Length = 5.543 km

Start: 16:32 Flag 17:27 End: 17:33

Clerk Of Course :

Timekeeper :

Blancpain GT Series Asia 2017

PAID PRACTICE - WEDNESDAY - COMBINED CLASSIFICATION

POS	NO	CL	PIC NAME	ENTRY	FIRST		SECOND		GAP	DIFF
					TIME	LAPS	TIME	LAPS		
1	13	Pro/Am	1 Milestone Racing	Audi R8 LMS GT3	2:04.132	12	2:04.260	13		
2	86	Silver	1 OD Racing Team	Audi R8 LMS GT3	2:04.451	13	2:04.871	13	0.319	0.319
3	37	Pro/Am	2 BBT	Ferrari 488 GT3	2:04.524	13	2:05.345	15	0.392	0.073
4	39	Pro/Am	3 Spirit of Race	Ferrari 488 GT3	2:04.679	14	2:05.165	11	0.547	0.155
5	2	Pro/Am	4 FFF Racing Team By ACM	Lamborghini Huracan GT3	2:05.851	14	2:06.550	10	1.719	1.172
6	19	Am/Am	1 KCMG	Audi R8 LMS GT3	2:05.851	13	2:06.749	13	1.719	0.000
7	18	Pro/Am	5 KCMG	Audi R8 LMS GT3	2:06.401	4	2:05.862	15	1.730	0.011
8	1	Silver	2 FFF Racing Team By ACM	Lamborghini Huracan GT3	2:07.018	16	2:05.982	13	1.850	0.120
9	12	Pro/Am	6 Clearwater Racing	McLaren 650S GT3	2:06.162	16	2:06.298	13	2.030	0.180
10	999	Pro/Am	7 GruppeM	Mercedes AMG-GT3		0	2:06.214	11	2.082	0.052
11	5	Silver	3 Audi Hong Kong	Audi R8 LMS GT3	2:06.465	12	2:07.828	12	2.333	0.251
12	66	Silver	4 Vincenzo Sospiri Racing	Lamborghini Huracan GT3	2:06.476	6	2:07.173	13	2.344	0.011
13	888	Silver	5 GruppeM	Mercedes AMG-GT3		0	2:06.499	11	2.367	0.023
14	99	Silver	6 Craft Bamboo Racing	Porsche 911 GT3R	2:08.032	17	2:06.855	13	2.723	0.356
15	27	Am/Am	2 X-One Racing Team	Lamborghini Huracan GT3		0	2:08.541	9	4.409	1.686
16	69	Am/Am	3 CMRT	Aston Martin Vantage GT3		5	2:08.761	10	4.629	0.220
17	117	INV	1 EKS	Porsche Cayman GT4 Clubsport MR	2:18.396	11	2:18.692	11	14.264	9.635
18	10	GT4	1 EKS	Porsche Cayman GT4 Clubsport MR	2:22.065	14	2:19.763	12	15.631	1.367
19	38	Pro/Am	8 Spirit of Race	Ferrari 488 GT3		0	2:20.929	3	16.797	1.166
20	6	Pro/Am	9 Team Audi R8 LMS Cup	Audi R8 LMS GT3	2:22.297	3		0	18.165	1.368
21	17	GT4	2 Tawain Top Speed Racing Team	Porsche Cayman GT4 Clubsport MR		0	2:22.623	9	18.491	0.326
22	11	GT4	3 TTR Team SARD	Porsche Cayman GT4 Clubsport MR	2:28.829	13	2:23.614	13	19.482	0.991
23	89	GT4	4 HubAuto Racing	Porsche Cayman GT4 Clubsport MR	2:23.730	12	2:26.088	10	19.598	0.116

Weather / Track : Sunny / Dry

These results are provisional until the conclusion of any judicial and technical matters.

Sepang International Circuit

Circuit Length = 5.543 km

Start: 16:32 Flag 17:27 End: 17:33

Clerk Of Course :

Timekeeper :

Blancpain GT Series Asia 2017

PAID PRACTICE - WEDNESDAY - TEST SESSION 2 - SECTOR ANALYSIS

SECTOR 1 = FL to I1, SECTOR 2 = I1 to I2 SECTOR 3 = I2 to I3, SECTOR 4 = I3 to FL, DIFF = Difference To Personal Best Lap, P = Crossed Finish Line in Pit Lane, D = Time Disallowed

P1 13 Pro/An Milestone Racing		Audi R8 LMS GT3							
IDEAL LAP TIME : 2:03.989		BEST LAP TIME : 2:04.260		DIFFERENCE : 0.271					
D1: Sun JINGZU		D2: Franky Cheng CONGFU							
LAP	SECTOR 1	SECTOR 2	SECTOR 3	SECTOR 4	SPEED TRAP	LAP TIME	KPH	DIFF	TIME OF DAY
1 - D1	OUTLAP	34.968	42.952	37.251					16:35:13.027
2 - D1	26.714	32.030	40.842	35.273				10.599	16:37:27.886
3 - D1	26.442	31.764	41.018	35.486	235.8	2:14.710	148.13	10.450	16:39:42.596
4 - D1	26.242	31.616	41.567	35.531	235.2	2:14.956	147.86	10.696	16:41:57.552
5 - D1	26.352	31.812	40.776	34.987	236.3	2:13.927	148.99	9.667	16:44:11.479
6 - D1	25.963	31.469	40.183	34.853	236.3	2:12.468 (3)	150.63	8.208	16:46:23.947
7 - D1	26.426	31.439	43.463	IN PIT	236.3	2:25.132 P	137.49	20.872	16:48:49.079
8 - D1	OUTLAP	32.225	45.927	35.814		4:14.045	78.54	2:09.785	16:53:03.124
9 - D2	OUTLAP	30.567	40.226	34.822		14:21.964	23.15	12:17.704	17:07:25.088
10 - D2	OUTLAP	30.423	37.849	33.947		9:40.141	34.39	7:35.881	17:17:05.229
11 - D2	25.300	29.165	36.539	33.375	235.2	2:04.379 (2)	160.43	0.119	17:19:09.608
12 - D2	OUTLAP	29.348	37.170	34.346		6:40.294	49.85	4:36.034	17:25:49.902
13 - D2	25.179	29.217	36.541	33.323	237.8	2:04.260 (1)	160.58		17:27:54.162

P2 86 Silver OD Racing Team		Audi R8 LMS GT3							
IDEAL LAP TIME : 2:04.451		BEST LAP TIME : 2:04.871		DIFFERENCE : 0.420					
D1: Mitchell GILBERT		D2: Aditja PATEL							
LAP	SECTOR 1	SECTOR 2	SECTOR 3	SECTOR 4	SPEED TRAP	LAP TIME	KPH	DIFF	TIME OF DAY
1 - D2	OUTLAP	31.872	39.326	34.113					16:36:26.286
2 - D2	26.784	29.824	37.555	33.894	235.8	2:08.057	155.82	3.186	16:38:34.343
3 - D2	24.988	29.610	39.801	33.901	236.8	2:08.300	155.53	3.429	16:40:42.643
4 - D2	25.086	29.612	38.236	34.562	236.8	2:07.496	156.51	2.625	16:42:50.139
5 - D2	25.265	29.640	37.110	33.683	236.8	2:05.698	158.75	0.827	16:44:55.837
6 - D2	24.979	29.390	37.105	33.676	237.8	2:05.150 (2)	159.44	0.279	16:47:00.987
7 - D2	24.963	30.159	41.891	34.416	237.8	2:11.429	151.82	6.558	16:49:12.416
8 - D2	25.154	29.176	37.001	33.540	236.8	2:04.871 (1)	159.80		16:51:17.287
9 - D2	25.907	30.947	39.975	IN PIT	237.8	2:16.330 P	146.37	11.459	16:53:33.617
10 - D2	OUTLAP	30.850	39.349	35.154		23:35.895	14.09	21:31.024	17:17:09.512
11 - D2	24.879	29.836	37.204	33.395	235.2	2:05.314 (3)	159.23	0.443	17:19:14.826
12 - D2	OUTLAP	30.201	39.134	40.142		6:46.808	49.05	4:41.937	17:26:01.634
13 - D2	24.909	31.224	37.783	36.123	236.3	2:10.039	153.45	5.168	17:28:11.673

P3 39 Pro/An Spirit of Race		Ferrari 488 GT3							
IDEAL LAP TIME : 2:04.777		BEST LAP TIME : 2:05.165		DIFFERENCE : 0.388					
D1: Jiang XIN		D2: Massimiliano WISER							
LAP	SECTOR 1	SECTOR 2	SECTOR 3	SECTOR 4	SPEED TRAP	LAP TIME	KPH	DIFF	TIME OF DAY
1 - D1	OUTLAP	32.392	43.079	34.260					16:35:08.022
2 - D1	25.138	31.857	38.181	34.675	240.5	2:09.851	153.67	4.686	16:37:17.873
3 - D1	25.128	30.026	37.767	34.336	238.9	2:07.257	156.80	2.092	16:39:25.130
4 - D1	25.217	30.046	37.552	33.750	240.0	2:06.565	157.66	1.400	16:41:31.695
5 - D1	25.269	30.888	39.860	IN PIT	240.5	2:16.301 P	146.40	11.136	16:43:47.996
6 - D1	OUTLAP	33.122	42.748	37.683		4:40.215	71.21	2:35.050	16:48:28.211
7 - D1	25.175	29.404	37.079	33.507	240.0	2:05.165 (1)	159.42		16:50:33.376
8 - D1	24.941	29.322	38.797	34.075	239.4	2:07.135	156.95	1.970	16:52:40.511
9 - D1	25.021	29.675	37.084	33.776	238.9	2:05.556 (2)	158.93	0.391	16:54:46.067
10 - D2	OUTLAP	30.035	37.497	33.435		31:17.863	10.62	29:12.698	17:26:03.930
11 - D2	25.127	29.415	37.315	33.901	238.9	2:05.758 (3)	158.67	0.593	17:28:09.688

P4 37 Pro/An BBT		Ferrari 488 GT3							
IDEAL LAP TIME : 2:04.942		BEST LAP TIME : 2:05.345		DIFFERENCE : 0.403					
D1: Anthony LIU		D2: Davide RIZZO							
LAP	SECTOR 1	SECTOR 2	SECTOR 3	SECTOR 4	SPEED TRAP	LAP TIME	KPH	DIFF	TIME OF DAY
1 - D2	OUTLAP	30.744	39.324	IN PIT			P		16:35:01.908
2 - D2	OUTLAP	30.136	37.769	33.681		4:34.383	72.72	2:29.038	16:39:36.291
3 - D2	24.944	29.671	37.565	33.498	238.4	2:05.678	158.77	0.333	16:41:41.969
4 - D2	24.981	29.462	37.594	33.569	237.8	2:05.606	158.86	0.261	16:43:47.575
5 - D2	24.959	29.430	37.638	33.559	237.3	2:05.586	158.89	0.241	16:45:53.161

Weather / Track : Sunny / Dry

Sepang International Circuit
Circuit Length = 5.543 km
Start: 16:32 Flag 17:27 End: 17:33

Blancpain GT Series Asia 2017

PAID PRACTICE - WEDNESDAY - TEST SESSION 2 - SECTOR ANALYSIS

SECTOR 1 = FL to I1, SECTOR 2 = I1 to I2 SECTOR 3 = I2 to I3, SECTOR 4 = I3 to FL, DIFF = Difference To Personal Best Lap, P = Crossed Finish Line in Pit Lane, D = Time Disallowed

6 - D2	24.888	29.550	37.467	33.597	237.3	2:05.502	(3)	158.99	0.157	16:47:58.663
7 - D2	25.010	29.651	37.634	33.550	237.8	2:05.845		158.56	0.500	16:50:04.508
8 - D2	25.130	29.609	37.592	33.570	237.8	2:05.901		158.49	0.556	16:52:10.409
9 - D2	25.188	29.580	37.406	33.814	236.8	2:05.988		158.38	0.643	16:54:16.397
10 - D2	OUTLAP	29.644	37.716	33.801		11:14.667		29.57	9:09.322	17:05:31.064
11 - D2	25.090	29.558	37.624	33.478	237.8	2:05.750		158.68	0.405	17:07:36.814
12 - D2	OUTLAP	29.985	37.574	33.498		9:34.856		34.71	7:29.511	17:17:11.670
13 - D2	25.162	29.463	37.271	33.455	237.8	2:05.351	(2)	159.19	0.006	17:19:17.021
14 - D2	OUTLAP	29.805	37.974	33.469		7:01.253		47.37	4:55.908	17:26:18.274
15 - D2	25.249	29.472	37.196	33.428	238.9	2:05.345	(1)	159.19		17:28:23.619

P5 18 Pro/An KCMG

Audi R8 LMS GT3

IDEAL LAP TIME : 2:05.227

BEST LAP TIME : 2:05.862

DIFFERENCE : 0.635

D1: Sanghwi Rick YOON

D2: Martin RUMP

LAP	SECTOR 1	SECTOR 2	SECTOR 3	SECTOR 4	SPEED TRAP	LAP TIME	KPH	DIFF	TIME OF DAY	
1 - D2	OUTLAP	30.555	38.601	34.776					16:35:05.947	
2 - D2	25.629	30.017	37.878	34.621	235.8	2:08.145	155.72	2.283	16:37:14.092	
3 - D2	25.260	29.807	38.083	34.301	236.3	2:07.451	(3)	156.56	1.589	16:39:21.543
4 - D2	25.468	29.735	38.691	34.346	236.8	2:08.240		155.60	2.378	16:41:29.783
5 - D2	25.472	30.224	38.150	34.120	236.3	2:07.966		155.93	2.104	16:43:37.749
6 - D2	25.483	30.017	37.636	34.011	236.8	2:07.147	(2)	156.94	1.285	16:45:44.896
7 - D2	25.338	29.657	38.733	IN PIT	236.8	2:11.590	P	151.64	5.728	16:47:56.486
8 - D2	OUTLAP	31.863	39.052	34.175		4:06.032		81.10	2:00.170	16:52:02.518
9 - D2	25.758	30.176	38.719	33.741	236.3	2:08.394		155.41	2.532	16:54:10.912
10 - D2	OUTLAP	30.465	38.493	33.758		11:13.417		29.63	9:07.555	17:05:24.329
11 - D2	25.193	29.656	37.550	33.463	235.8	2:05.862	(1)	158.54		17:07:30.191
12 - D2	OUTLAP	30.583	38.107	34.384		9:58.317		33.35	7:52.455	17:17:28.508
13 - D2	25.500	29.805	38.279	34.334	236.8	2:07.918		155.99	2.056	17:19:36.426
14 - D2	OUTLAP	30.064	37.692	34.363		6:12.975		53.50	4:07.113	17:25:49.401
15 - D2	25.386	31.446	37.868	33.897	236.8	2:08.597		155.17	2.735	17:27:57.998

P6 1 Silver FFF Racing Team By ACM

Lamborghini Huracan GT3

IDEAL LAP TIME : 2:05.931

BEST LAP TIME : 2:05.982

DIFFERENCE : 0.051

D1: Aidan READ

D2: Alberto DI FOLCO

LAP	SECTOR 1	SECTOR 2	SECTOR 3	SECTOR 4	SPEED TRAP	LAP TIME	KPH	DIFF	TIME OF DAY	
1 - D2	OUTLAP	31.348	39.627	34.939					16:36:14.999	
2 - D2	26.021	30.506	38.457	34.690	238.4	2:09.674	153.88	3.692	16:38:24.673	
3 - D2	25.880	30.057	38.326	34.609	239.4	2:08.872	(3)	154.84	2.890	16:40:33.545
4 - D2	25.602	30.223	38.768	34.302	239.4	2:08.895		154.81	2.913	16:42:42.440
5 - D2	25.634	29.747	38.024	34.197	238.9	2:07.602	(2)	156.38	1.620	16:44:50.042
6 - D2	25.631	30.112	38.540	IN PIT	239.4	2:11.734	P	151.47	5.752	16:47:01.776
7 - D1	OUTLAP	31.558	38.986	34.333		6:21.865		52.25	4:15.883	16:53:23.641
8 - D1	OUTLAP	30.894	39.947	34.628		12:23.451		26.84	10:17.469	17:05:47.092
9 - D1	25.609	30.029	39.240	34.259	237.8	2:09.137		154.52	3.155	17:07:56.229
10 - D2	OUTLAP	31.576	37.731	34.722		9:58.162		33.36	7:52.180	17:17:54.391
11 - D2	OUTLAP	29.596	38.251	33.638		7:49.603		42.49	5:43.621	17:25:43.994
12 - D2	25.227	29.647	37.470	33.638	240.5	2:05.982	(1)	158.39		17:27:49.976
13 - D2	25.320	29.638	39.466	IN PIT	240.0	2:15.867	P	146.87	9.885	17:30:05.843

P7 999 Pro/An GruppeM

Mercedes AMG-GT3

IDEAL LAP TIME : 2:05.766

BEST LAP TIME : 2:06.214

DIFFERENCE : 0.448

D1: Hunter ABBOTT

D2: Raffaele MARCIELLO

LAP	SECTOR 1	SECTOR 2	SECTOR 3	SECTOR 4	SPEED TRAP	LAP TIME	KPH	DIFF	TIME OF DAY	
1 - D1	OUTLAP	33.785	41.055	37.362					16:39:34.048	
2 - D1	29.175	32.073	40.725	37.855	224.0	2:19.828	(3)	142.70	13.614	16:41:53.876
3 - D1	28.634	35.021	41.561	38.038	205.3	2:23.254		139.29	17.040	16:44:17.130
4 - D1	26.875	31.795	43.466	36.749	230.7	2:18.885	(2)	143.67	12.671	16:46:36.015
5 - D1	27.620	31.427	39.030	IN PIT	206.1	2:17.415	P	145.21	11.201	16:48:53.430
6 - D1	OUTLAP	30.561	38.847	34.235		4:55.164		67.60	2:48.950	16:53:48.594
7 - D1	OUTLAP	30.712	40.305	33.997		12:26.709		26.72	10:20.495	17:06:15.303
8 - D1	25.605	29.121	37.656	33.832	236.3	2:06.214	(1)	158.10		17:08:21.517
9 - D1	OUTLAP	36.031	43.654	37.551		9:44.741		34.12	7:38.527	17:18:06.258

Weather / Track : Sunny / Dry

Sepang International Circuit

Circuit Length = 5.543 km

Start: 16:32 Flag 17:27 End: 17:33

Blancpain GT Series Asia 2017

PAID PRACTICE - WEDNESDAY - TEST SESSION 2 - SECTOR ANALYSIS

SECTOR 1 = FL to I1, SECTOR 2 = I1 to I2 SECTOR 3 = I2 to I3, SECTOR 4 = I3 to FL, DIFF = Difference To Personal Best Lap, P = Crossed Finish Line in Pit Lane, D = Time Disallowed

10 - D1	32.039	32.443	50.278	IN PIT	110.6	5:15.558	P	63.23	3:09.344	17:23:21.816
11 - D1	OUTLAP	34.690	42.045	34.978		4:53.510		67.98	2:47.296	17:28:15.326

P8 12 Pro/An Clearwater Racing		McLaren 650S GT3								
IDEAL LAP TIME : 2:06.182		BEST LAP TIME : 2:06.298			DIFFERENCE : 0.116					
D1: Richard WEE		D2: Rob BELL								
LAP	SECTOR 1	SECTOR 2	SECTOR 3	SECTOR 4	SPEED TRAP	LAP TIME	KPH	DIFF	TIME OF DAY	
1 - D1	OUTLAP	30.401	40.246	34.734						16:35:49.587
2 - D1	25.254	29.874	38.134	38.525	233.2	2:11.787	151.41	5.489		16:38:01.374
3 - D1	25.177	29.764	37.642	33.715	233.7	2:06.298 (1)	157.99			16:40:07.672
4 - D1	25.297	30.294	37.824	33.874	232.7	2:07.289	156.76	0.991		16:42:14.961
5 - D1	25.390	29.651	37.952	33.908	233.7	2:06.901 (3)	157.24	0.603		16:44:21.862
6 - D1	25.273	30.251	37.942	IN PIT	234.2	2:15.840	P 146.89	9.542		16:46:37.702
7 - D1	OUTLAP	30.116	38.141	33.910		5:52.392	56.62	3:46.094		16:52:30.094
8 - D1	25.347	29.648	37.709	33.884	230.7	2:06.588 (2)	157.63	0.290		16:54:36.682
9 - D1	OUTLAP	31.197	40.513	36.006		11:49.380	28.12	9:43.082		17:06:26.062
10 - D1	26.067	31.396	39.788	35.009	231.2	2:12.260	150.87	5.962		17:08:38.322
11 - D1	OUTLAP	32.876	41.141	35.956		9:14.456	35.98	7:08.158		17:17:52.778
12 - D1	OUTLAP	37.343	43.218	36.459		8:42.098	38.22	6:35.800		17:26:34.876
13 - D1	26.172	30.106	38.698	34.130	230.2	2:09.106	154.56	2.808		17:28:43.982

P9 888 Silver GruppeM		Mercedes AMG-GT3								
IDEAL LAP TIME : 2:05.442		BEST LAP TIME : 2:06.499			DIFFERENCE : 1.057					
D1: Tim SUGDEN		D2: Jules SYMKOWIAK								
LAP	SECTOR 1	SECTOR 2	SECTOR 3	SECTOR 4	SPEED TRAP	LAP TIME	KPH	DIFF	TIME OF DAY	
1 - D1	OUTLAP	31.954	40.395	38.484						16:42:02.620
2 - D1	27.667	33.690	39.763	35.613	200.3	2:16.733	145.93	10.234		16:44:19.353
3 - D1	26.669	32.023	39.690	37.096	216.4	2:15.478	147.29	8.979		16:46:34.831
4 - D1	27.738	30.806	38.846	35.829	208.4	2:13.219	149.78	6.720		16:48:48.050
5 - D1	26.463	30.049	38.112	35.631	217.7	2:10.255	153.19	3.756		16:50:58.305
6 - D1	26.379	30.027	37.842	35.045	213.8	2:09.293 (3)	154.33	2.794		16:53:07.598
7 - D1	OUTLAP	32.076	37.332	34.030		13:47.776	24.10	11:41.277		17:06:55.374
8 - D1	25.657	31.163	37.140	33.715	235.8	2:07.675 (2)	156.29	1.176		17:09:03.049
9 - D1	OUTLAP	30.217	43.428	34.011		8:44.071	38.07	6:37.572		17:17:47.120
10 - D1	25.731	29.438	37.313	34.017	237.8	2:06.499 (1)	157.74			17:19:53.619
11 - D1	OUTLAP	35.418	39.864	34.872		9:07.546	36.44	7:01.047		17:29:01.165

P10 2 Pro/An FFF Racing Team By ACM		Lamborghini Huracan GT3								
IDEAL LAP TIME : 2:06.489		BEST LAP TIME : 2:06.550			DIFFERENCE : 0.061					
D1: ZHU Junhan		D2: Ho-Pin TUNG								
LAP	SECTOR 1	SECTOR 2	SECTOR 3	SECTOR 4	SPEED TRAP	LAP TIME	KPH	DIFF	TIME OF DAY	
1 - D2	OUTLAP	31.397	40.844	35.642						16:35:44.031
2 - D2	25.463	29.985	37.586	34.033	236.8	2:07.067 (2)	157.04	0.517		16:37:51.098
3 - D2	25.401	29.469	37.617	34.063	237.8	2:06.550 (1)	157.68			16:39:57.648
4 - D2	26.076	29.932	38.265	IN PIT	238.9	2:12.042	P 151.12	5.492		16:42:09.690
5 - D2	OUTLAP	29.882	37.977	34.287		7:47.043	42.72	5:40.493		16:49:56.733
6 - D2	25.626	30.475	38.552	34.770	237.3	2:09.423	154.18	2.873		16:52:06.156
7 - D2	25.558	29.696	37.836	34.254	238.4	2:07.344 (3)	156.69	0.794		16:54:13.500
8 - D1	OUTLAP	33.566	42.241	36.128		11:42.782	28.39	9:36.232		17:05:56.282
9 - D1	26.722	31.673	40.539	36.271	234.2	2:15.205	147.58	8.655		17:08:11.487
10 - D1	OUTLAP	34.802	41.534	35.827		9:50.236	33.80	7:43.686		17:18:01.723

P11 19 Am/An KCMG		Audi R8 LMS GT3								
IDEAL LAP TIME : 2:06.746		BEST LAP TIME : 2:06.749			DIFFERENCE : 0.003					
D1: Naoto TAKEDA		D2: Tatyua SHIRASAKA								
LAP	SECTOR 1	SECTOR 2	SECTOR 3	SECTOR 4	SPEED TRAP	LAP TIME	KPH	DIFF	TIME OF DAY	
1 - D1	OUTLAP	32.123	40.565	35.388						16:35:45.749
2 - D1	26.265	30.647	38.362	34.419	236.3	2:09.693	153.86	2.944		16:37:55.442
3 - D1	25.974	30.618	38.595	44.814	236.3	2:20.001	142.53	13.252		16:40:15.443
4 - D1	26.250	30.141	38.845	34.857	236.3	2:10.093	153.38	3.344		16:42:25.536
5 - D1	26.007	30.176	38.610	34.292	236.8	2:09.085 (3)	154.58	2.336		16:44:34.621

Weather / Track : Sunny / Dry

Sepang International Circuit
Circuit Length = 5.543 km
Start: 16:32 Flag 17:27 End: 17:33

Blancpain GT Series Asia 2017

PAID PRACTICE - WEDNESDAY - TEST SESSION 2 - SECTOR ANALYSIS

SECTOR 1 = FL to I1, SECTOR 2 = I1 to I2 SECTOR 3 = I2 to I3, SECTOR 4 = I3 to FL, DIFF = Difference To Personal Best Lap, P = Crossed Finish Line in Pit Lane, D = Time Disallowed

6 - D1	25.938	30.533	38.627	34.654	236.8	2:09.752	153.79	3.003	16:46:44.373
7 - D1	26.047	30.867	38.014	34.429	237.8	2:09.357	154.26	2.608	16:48:53.730
8 - D1	26.000	30.428	38.410	34.644	236.8	2:09.482	154.11	2.733	16:51:03.212
9 - D1	26.432	30.824	38.567	34.270	236.3	2:10.093	153.38	3.344	16:53:13.305
10 - D1	OUTLAP	30.715	38.711	34.464		24:02.175	13.83	21:55.426	17:17:15.480
11 - D1	25.898	29.838	37.847	34.062	236.3	2:07.645 (2)	156.33	0.896	17:19:23.125
12 - D1	OUTLAP	30.710	38.932	34.248		6:47.129	49.01	4:40.380	17:26:10.254
13 - D1	25.573	29.841	37.720	33.615	236.8	2:06.749 (1)	157.43		17:28:17.003

P12 99 Silver Craft Bamboo Racing

Porsche 911 GT3R

IDEAL LAP TIME : 2:06.636

BEST LAP TIME : 2:06.855

DIFFERENCE : 0.219

D1: Darryl O'YOUNG D2: Peter LI

LAP	SECTOR 1	SECTOR 2	SECTOR 3	SECTOR 4	SPEED TRAP	LAP TIME	KPH	DIFF	TIME OF DAY
1 - D2	OUTLAP	34.947	43.481	35.226					16:35:26.274
2 - D2	26.060	30.278	38.214	34.258	234.7	2:08.810	154.91	1.955	16:37:35.084
3 - D2	25.714	30.051	37.944	34.301	235.2	2:08.010 (2)	155.88	1.155	16:39:43.094
4 - D2	26.354	31.296	39.867	34.619	238.4	2:12.136	151.01	5.281	16:41:55.230
5 - D2	26.457	29.992	42.453	IN PIT	236.8	2:17.120 P	145.52	10.265	16:44:12.350
6 - D2	OUTLAP	31.672	39.722	34.597		5:34.303	59.69	3:27.448	16:49:46.653
7 - D2	25.922	30.067	37.661	34.473	235.2	2:08.123 (3)	155.74	1.268	16:51:54.776
8 - D2	25.953	30.200	39.095	35.683	236.8	2:10.931	152.40	4.076	16:54:05.707
9 - D2	OUTLAP	32.494	50.024	35.906		12:28.750	26.65	10:21.895	17:06:34.457
10 - D2	25.834	34.835	39.502	34.556	235.8	2:14.727	148.11	7.872	17:08:49.184
11 - D2	OUTLAP	31.634	40.255	36.998		8:54.576	37.32	6:47.721	17:17:43.760
12 - D2	OUTLAP	34.790	43.659	36.290		8:31.458	39.01	6:24.603	17:26:15.218
13 - D2	25.848	29.696	37.550	33.761	231.2	2:06.855 (1)	157.30		17:28:22.073

P13 66 Silver Vincenzo Sospiri Racing

Lamborghini Huracan GT3

IDEAL LAP TIME : 2:06.814

BEST LAP TIME : 2:07.173

DIFFERENCE : 0.359

D1: Martin KODRIC D2: Sandy STUVIK

LAP	SECTOR 1	SECTOR 2	SECTOR 3	SECTOR 4	SPEED TRAP	LAP TIME	KPH	DIFF	TIME OF DAY
1 - D2	OUTLAP	32.388	38.954	34.152					16:35:40.276
2 - D2	25.956	30.309	38.407	IN PIT	237.3	2:11.381 P	151.88	4.208	16:37:51.657
3 - D2	OUTLAP	30.864	39.200	34.689		6:35.151	50.49	4:27.978	16:44:26.808
4 - D2	25.581	29.879	37.689	34.024	238.9	2:07.173 (1)	156.91		16:46:33.981
5 - D2	25.694	30.016	38.079	34.302	237.3	2:08.091	155.78	0.918	16:48:42.072
6 - D2	25.528	29.955	37.989	33.808	237.8	2:07.280 (2)	156.77	0.107	16:50:49.352
7 - D2	25.739	30.091	38.233	33.960	237.8	2:08.023	155.86	0.850	16:52:57.375
8 - D2	25.616	30.130	40.316	IN PIT	237.8	2:15.225 P	147.56	8.052	16:55:12.600
9 - D2	OUTLAP	30.310	38.303	33.815		10:13.351	32.53	8:06.178	17:05:25.951
10 - D2	25.445	30.317	37.809	33.969	237.8	2:07.540	156.45	0.367	17:07:33.491
11 - D2	OUTLAP	30.314	38.178	33.928		10:49.335	30.73	8:42.162	17:18:22.826
12 - D2	OUTLAP	30.423	40.379	38.710		8:17.394	40.11	6:10.221	17:26:40.220
13 - D2	25.540	30.107	37.817	34.026	237.8	2:07.490 (3)	156.52	0.317	17:28:47.710

P14 5 Silver Audi Hong Kong

Audi R8 LMS GT3

IDEAL LAP TIME : 2:07.493

BEST LAP TIME : 2:07.828

DIFFERENCE : 0.335

D1: Marchy LEE D2: Shaun Thong Wei FUNG

LAP	SECTOR 1	SECTOR 2	SECTOR 3	SECTOR 4	SPEED TRAP	LAP TIME	KPH	DIFF	TIME OF DAY
1 - D1	OUTLAP	31.251	39.276	34.582					16:35:04.960
2 - D1	25.587	30.027	37.924	34.290	233.7	2:07.828 (1)	156.10		16:37:12.788
3 - D1	25.619	35.396	38.461	IN PIT	234.7	2:16.806 P	145.86	8.978	16:39:29.594
4 - D1	OUTLAP	30.692	38.785	34.681		7:42.721	43.12	5:34.893	16:47:12.315
5 - D1	25.428	30.490	38.475	34.114	235.8	2:08.507 (2)	155.28	0.679	16:49:20.822
6 - D1	25.691	30.175	38.392	IN PIT	236.3	2:11.360 P	151.90	3.532	16:51:32.182
7 - D1	OUTLAP	32.668	42.978	35.726		14:17.173	23.27	12:09.345	17:05:49.355
8 - D1	26.274	31.026	39.094	35.514	234.7	2:11.908	151.27	4.080	17:08:01.263
9 - D1	OUTLAP	32.641	41.931	37.681		9:25.904	35.26	7:18.076	17:17:27.167
10 - D1	25.675	32.694	40.141	35.402	234.2	2:13.912	149.01	6.084	17:19:41.079
11 - D1	OUTLAP	32.436	42.715	34.669		6:40.842	49.78	4:33.014	17:26:21.921
12 - D1	25.699	30.722	38.296	34.365	235.8	2:09.082 (3)	154.59	1.254	17:28:31.003

Weather / Track : Sunny / Dry

Sepang International Circuit

Circuit Length = 5.543 km

Start: 16:32 Flag 17:27 End: 17:33

Blancpain GT Series Asia 2017

PAID PRACTICE - WEDNESDAY - TEST SESSION 2 - SECTOR ANALYSIS

SECTOR 1 = FL to I1, SECTOR 2 = I1 to I2 SECTOR 3 = I2 to I3, SECTOR 4 = I3 to FL, DIFF = Difference To Personal Best Lap, P = Crossed Finish Line in Pit Lane, D = Time Disallowed

P15 27 Am/Arr X-One Racing Team				Lamborghini Huracan GT3					
IDEAL LAP TIME : 2:07.855				BEST LAP TIME : 2:08.541		DIFFERENCE : 0.686			
D1: Vincent WONG				D2: Andrew HARYANTO					
LAP	SECTOR 1	SECTOR 2	SECTOR 3	SECTOR 4	SPEED TRAP	LAP TIME	KPH	DIFF	TIME OF DAY
1 - D1	OUTLAP	34.800	40.323	34.434					16:35:29.752
2 - D1	25.480	30.622	39.787	34.794	235.8	2:10.683	152.69	2.142	16:37:40.435
3 - D1	25.651	30.810	39.030	34.244	234.7	2:09.735 (3)	153.81	1.194	16:39:50.170
4 - D1	25.692	30.615	38.669	34.316	237.3	2:09.292 (2)	154.33	0.751	16:41:59.462
5 - D1	26.212	30.571	40.716	IN PIT	237.8	2:16.864 P	145.80	8.323	16:44:16.326
6 - D1	OUTLAP	31.968	39.176	34.273		4:06.622	80.91	1:58.081	16:48:22.948
7 - D1	25.847	30.384	38.221	34.089	237.3	2:08.541 (1)	155.24		16:50:31.489
8 - D1	25.844	30.065	40.575	35.359	237.3	2:11.843	151.35	3.302	16:52:43.332
9 - D1	25.867	30.700		IN PIT	236.8	13:41.369 P	24.29	11:32.828	17:06:24.701

P16 69 Am/Arr CMRT				Aston Martin Vantage GT3					
IDEAL LAP TIME : 2:08.577				BEST LAP TIME : 2:08.761		DIFFERENCE : 0.184			
D1: James CAI				D2: Kenneth LIM					
LAP	SECTOR 1	SECTOR 2	SECTOR 3	SECTOR 4	SPEED TRAP	LAP TIME	KPH	DIFF	TIME OF DAY
1 - D2	OUTLAP	31.293	39.705	37.700					16:35:37.698
2 - D2	26.030	30.497	38.821	34.650	234.7	2:09.998	153.50	1.237	16:37:47.696
3 - D2	25.956	30.229	38.550	34.625	235.8	2:09.360 (3)	154.25	0.599	16:39:57.056
4 - D2	25.868	30.352	38.273	34.627	237.3	2:09.120 (2)	154.54	0.359	16:42:06.176
5 - D2	26.271	30.559	38.433	34.375	237.3	2:09.638	153.92	0.877	16:44:15.814
6 - D2	25.748	30.282	38.404	34.327	237.3	2:08.761 (1)	154.97		16:46:24.575
7 - D2	26.024	31.382	39.179	IN PIT	236.8	2:15.944 P	146.78	7.183	16:48:40.519
8 - D1	OUTLAP	34.951	40.460	36.140		5:44.525	57.91	3:35.764	16:54:25.044
9 - D1	OUTLAP	33.566	42.289	35.956		11:52.520	28.00	9:43.759	17:06:17.564
10 - D1	26.550			IN PIT	235.2	8:55.045 P	37.29	6:46.284	17:15:12.609

P17 117 INV EKS				Porsche Cayman GT4 Clubsport MR					
IDEAL LAP TIME : 2:18.421				BEST LAP TIME : 2:18.692		DIFFERENCE : 0.271			
D1: Swen HERBERGER				D2: Nazim AZMAN					
LAP	SECTOR 1	SECTOR 2	SECTOR 3	SECTOR 4	SPEED TRAP	LAP TIME	KPH	DIFF	TIME OF DAY
1 - D2	OUTLAP	35.112	44.170	38.402					16:35:50.022
2 - D2	27.995	33.660	42.625	37.966	216.0	2:22.246 (3)	140.28	3.554	16:38:12.268
3 - D2	28.148	33.689	42.074	38.513	214.7	2:22.424	140.10	3.732	16:40:34.692
4 - D2	28.114	33.940	43.398	IN PIT	216.8	2:32.353 P	130.97	13.661	16:43:07.045
5 - D2	OUTLAP	35.674	43.549	39.163		7:11.862	46.20	4:53.170	16:50:18.907
6 - D2	28.612	33.754	46.091	39.263	211.7	2:27.720	135.08	9.028	16:52:46.627
7 - D2	OUTLAP	33.880	42.606	39.500		13:41.235	24.29	11:22.543	17:06:27.862
8 - D2	27.778	33.124	42.225	37.439	214.2	2:20.566 (2)	141.96	1.874	17:08:48.428
9 - D2	OUTLAP	35.404	44.133	38.347		9:07.641	36.43	6:48.949	17:17:56.069
10 - D2	OUTLAP	32.953	41.495	37.020		9:02.185	36.80	6:43.493	17:26:58.254
11 - D2	27.798	32.819	41.070	37.005	216.0	2:18.692 (1)	143.87		17:29:16.946

P18 10 GT4 EKS				Porsche Cayman GT4 Clubsport MR					
IDEAL LAP TIME : 2:19.599				BEST LAP TIME : 2:19.763		DIFFERENCE : 0.164			
D1: Eric LO				D2: Byron TONG					
LAP	SECTOR 1	SECTOR 2	SECTOR 3	SECTOR 4	SPEED TRAP	LAP TIME	KPH	DIFF	TIME OF DAY
1 - D1	OUTLAP	35.720	43.761	38.870					16:35:46.837
2 - D1	27.556	33.704	42.221	37.633	218.1	2:21.114 (2)	141.40	1.351	16:38:07.951
3 - D1	28.683	33.260	42.156	37.395	214.7	2:21.494 (3)	141.02	1.731	16:40:29.445
4 - D1	27.840	33.680	41.961	38.302	214.2	2:21.783	140.74	2.020	16:42:51.228
5 - D1	28.342	34.030	42.429	IN PIT	216.4	2:25.926 P	136.74	6.163	16:45:17.154
6 - D1	OUTLAP	35.343	43.553	IN PIT		4:11.443 P	79.36	1:51.680	16:49:28.597
7 - D1	OUTLAP	34.010	44.758	IN PIT		4:34.599 P	72.66	2:14.836	16:54:03.196
8 - D1	OUTLAP	35.240	45.991	37.907		11:30.443	28.90	9:10.680	17:05:33.639
9 - D1	27.720	33.166	41.731	37.146	215.5	2:19.763 (1)	142.77		17:07:53.402
10 - D2	OUTLAP	34.974	44.176	39.522		9:52.493	33.67	7:32.730	17:17:45.895
11 - D2	OUTLAP	33.366	42.746	39.395		8:05.525	41.09	5:45.762	17:25:51.420
12 - D2	28.066	33.554	42.275	38.733	214.2	2:22.628	139.90	2.865	17:28:14.048

Weather / Track : Sunny / Dry

Sepang International Circuit
Circuit Length = 5.543 km
Start: 16:32 Flag 17:27 End: 17:33

Blancpain GT Series Asia 2017

PAID PRACTICE - WEDNESDAY - TEST SESSION 2 - SECTOR ANALYSIS

SECTOR 1 = FL to I1, SECTOR 2 = I1 to I2 SECTOR 3 = I2 to I3, SECTOR 4 = I3 to FL, DIFF = Difference To Personal Best Lap, P = Crossed Finish Line in Pit Lane, D = Time Disallowed

P19 38 Pro/An Spirit of Race		Ferrari 488 GT3							
IDEAL LAP TIME : 2:14.086		BEST LAP TIME : 2:20.929		DIFFERENCE : 6.843					
D1: Nasrat MUZAYYIN		D2: Rui AGUAS							
LAP	SECTOR 1	SECTOR 2	SECTOR 3	SECTOR 4	SPEED TRAP	LAP TIME	KPH	DIFF	TIME OF DAY
1 - D1	OUTLAP	33.124	42.372	36.523					17:17:23.564
2 - D1	27.346	30.865	45.100	37.618	225.9	2:20.929 (1)	141.59		17:19:44.493
3 - D1	OUTLAP	30.454	42.695	IN PIT		7:42.348	P 43.15	5:21.419	17:27:26.841

P20 17 GT4 Tawain Top Speed Racing Team		Porsche Cayman GT4 Clubsport MR							
IDEAL LAP TIME : 2:22.040		BEST LAP TIME : 2:22.623		DIFFERENCE : 0.583					
D1: Jeremy WANG		D2: Keo CHANG							
LAP	SECTOR 1	SECTOR 2	SECTOR 3	SECTOR 4	SPEED TRAP	LAP TIME	KPH	DIFF	TIME OF DAY
1 - D2	OUTLAP	37.059	45.159	39.125					16:36:17.970
2 - D2	28.465	34.842	43.390	38.162				2.236	16:38:42.829
3 - D2	27.899	34.164	42.647	37.913	213.4	2:22.623 (1)	139.97		16:41:05.452
4 - D2	27.814	33.666	45.299	IN PIT	213.8	2:33.008	P 130.41	10.385	16:43:38.460
5 - D2	OUTLAP	39.333	50.482	45.697		7:27.242	44.61	5:04.619	16:51:05.702
6 - D2	28.571	34.974	46.091	40.990	215.5	2:30.626	132.47	8.003	16:53:36.328
7 - D2	OUTLAP	36.137	47.289	39.277		12:49.996	25.91	10:27.373	17:06:26.324
8 - D2	28.680	35.006	43.707	38.804	215.1	2:26.197	(3) 136.49	3.574	17:08:52.521
9 - D2	OUTLAP	36.410	50.046	38.958		9:05.748	36.56	6:43.125	17:17:58.269

P21 11 GT4 TTR Team SARD		Porsche Cayman GT4 Clubsport MR							
IDEAL LAP TIME : 2:22.841		BEST LAP TIME : 2:23.614		DIFFERENCE : 0.773					
D1: Tony FONG		D2: Terrence TSE							
LAP	SECTOR 1	SECTOR 2	SECTOR 3	SECTOR 4	SPEED TRAP	LAP TIME	KPH	DIFF	TIME OF DAY
1 - D2	OUTLAP	36.772	43.553	IN PIT			P		16:36:02.097
2 - D2	OUTLAP	39.547	43.261	50.073		3:05.420	107.61	41.806	16:39:07.517
3 - D2	28.476	34.462	43.368	38.110	214.7	2:24.416	(2) 138.17	0.802	16:41:31.933
4 - D2	28.825	34.057	42.776	37.956	214.7	2:23.614 (1)	138.94		16:43:55.547
5 - D2	28.282	33.827	1:06.509	38.550	216.0	2:47.168	119.36	23.554	16:46:42.715
6 - D2	29.779	43.778	44.900	39.036	215.1	2:37.493	126.70	13.879	16:49:20.208
7 - D2	29.469	34.384	43.365	IN PIT	214.7	2:35.208	P 128.56	11.594	16:51:55.416
8 - D1	OUTLAP	38.048	48.873	41.800		14:32.764	22.86	12:09.150	17:06:28.180
9 - D1	29.839	36.594	45.394	40.026	209.7	2:31.853	(3) 131.40	8.239	17:09:00.033
10 - D1	OUTLAP	36.118	45.188	41.394		8:46.949	37.86	6:23.335	17:17:46.982
11 - D1	35.210	38.010	50.387	IN PIT	171.4	5:33.553	P 59.82	3:09.939	17:23:20.535
12 - D1	OUTLAP	37.810	47.514	41.916		3:13.457	103.14	49.843	17:26:33.992
13 - D1	29.353	35.425	45.224	41.872	213.4	2:31.874	131.39	8.260	17:29:05.866

P22 89 GT4 HubAuto Racing		Porsche Cayman GT4 Clubsport MR							
IDEAL LAP TIME : 2:25.355		BEST LAP TIME : 2:26.088		DIFFERENCE : 0.733					
D1: Ringo CHONG		D2: Alan YEO							
LAP	SECTOR 1	SECTOR 2	SECTOR 3	SECTOR 4	SPEED TRAP	LAP TIME	KPH	DIFF	TIME OF DAY
1 - D1	OUTLAP	36.782	48.683	IN PIT			P		16:42:56.777
2 - D2	OUTLAP	37.045	44.952	38.397		3:59.843	83.19	1:33.755	16:46:56.620
3 - D2	28.857	35.265	44.122	38.848	213.4	2:27.092	(2) 135.66	1.004	16:49:23.712
4 - D2	28.656	35.149	43.945	38.338	213.8	2:26.088 (1)	136.59		16:51:49.800
5 - D2	28.799	35.105	44.726	38.592	212.5	2:27.222	(3) 135.54	1.134	16:54:17.022
6 - D2	OUTLAP	36.665	45.857	41.005		12:11.850	27.26	9:45.762	17:06:28.872
7 - D2	29.521	36.960	45.048	38.857	215.1	2:30.386	132.69	4.298	17:08:59.258
8 - D2	OUTLAP	35.810	44.706	38.755		8:48.432	37.76	6:22.344	17:17:47.690
9 - D2	OUTLAP	39.767	45.948	IN PIT		8:46.595	P 37.89	6:20.507	17:26:34.285
10 - D2	OUTLAP	35.244	44.380	IN PIT		2:54.375	P 114.43	28.287	17:29:28.660

Weather / Track : Sunny / Dry

Results can be found at www.tsl-timing.com

Page 6 of 6

Sepang International Circuit
Circuit Length = 5.543 km
Start: 16:32 Flag 17:27 End: 17:33

Printed - 17:44 Wednesday, 05 April 2017

Blancpain GT Series Asia 2017

PAID PRACTICE - WEDNESDAY - TEST SESSION 2 - BEST SPEEDS

POS	NO	NAME	VMAX	KPH
1	1	FFF Racing Team By ACM		240.5
2	39	Spirit of Race		240.5
3	2	FFF Racing Team By ACM		238.9
4	37	BBT		238.9
5	66	Vincenzo Sospiri Racing		238.9
6	99	Craft Bamboo Racing		238.4
7	888	GruppeM		238.4
8	13	Milestone Racing		237.8
9	19	KCMG		237.8
10	27	X-One Racing Team		237.8
11	86	OD Racing Team		237.8
12	18	KCMG		237.3
13	69	CMRT		237.3
14	999	GruppeM		237.3
15	5	Audi Hong Kong		236.3
16	12	Clearwater Racing		234.2
17	38	Spirit of Race		225.9
18	10	EKS		218.1
19	117	EKS		216.8
20	17	Tawain Top Speed Racing Team		216.4
21	11	TTR Team SARD		216.0
22	89	HubAuto Racing		215.1

Weather / Track : Sunny / Dry

Results can be found at www.tsl-timing.com

Sepang International Circuit
Circuit Length = 5.543 km
Start: 16:32 Flag 17:27 End: 17:33

Printed - 17:43 Wednesday, 05 April 2017

Blancpain GT Series Asia 2017

PAID PRACTICE - WEDNESDAY - TEST SESSION 2 - BEST SECTORS

SECTOR 1				SECTOR 2			SECTOR 3			SECTOR 4			IDEAL / BEST COMPARISON					
POS	NO	NAME	TIME	NO	NAME	TIME	NO	NAME	TIME	NO	NAME	TIME	POS	NO	NAME	IDEAL	BEST	DIFF
															PERFECT LAP	2:03.862		
1	86	OD Raci	24.879	999	GruppeM	29.121	13	Milesto	36.539	13	Milesto	33.323	1	13	Milestone Racing	2:03.989	2:04.260	0.271
2	37	BBT	24.888	13	Milesto	29.165	86	OD Raci	37.001	86	OD Raci	33.395	2	86	OD Racing Team	2:04.451	2:04.871	0.420
3	39	Spirit	24.941	86	OD Raci	29.176	39	Spirit	37.079	37	BBT	33.428	3	39	Spirit of Race	2:04.777	2:05.165	0.388
4	13	Milesto	24.962	39	Spirit	29.322	888	GruppeM	37.140	39	Spirit	33.435	4	37	BBT	2:04.942	2:05.345	0.403
5	18	KCMG	25.096	888	GruppeM	29.361	37	BBT	37.196	18	KCMG	33.463	5	18	KCMG	2:05.227	2:05.862	0.635
6	12	Clearwa	25.177	37	BBT	29.430	18	KCMG	37.234	19	KCMG	33.615	6	888	GruppeM	2:05.442	2:06.499	1.057
7	888	GruppeM	25.226	18	KCMG	29.434	1	FFF Rac	37.470	1	FFF Rac	33.638	7	999	GruppeM	2:05.766	2:06.214	0.448
8	1	FFF Rac	25.227	2	FFF Rac	29.469	99	Craft B	37.550	12	Clearwa	33.715	8	1	FFF Racing Team By ACM	2:05.931	2:05.982	0.051
9	999	GruppeM	25.253	1	FFF Rac	29.596	999	GruppeM	37.560	888	GruppeM	33.715	9	12	Clearwater Racing	2:06.182	2:06.298	0.116
10	2	FFF Rac	25.401	12	Clearwa	29.648	2	FFF Rac	37.586	99	Craft B	33.761	10	2	FFF Racing Team By ACM	2:06.489	2:06.550	0.061
11	5	Audi Ho	25.428	99	Craft B	29.696	12	Clearwa	37.642	66	Vincenz	33.808	11	99	Craft Bamboo Racing	2:06.636	2:06.855	0.219
12	66	Vincenz	25.438	19	KCMG	29.838	66	Vincenz	37.689	999	GruppeM	33.832	12	19	KCMG	2:06.746	2:06.749	0.003
13	27	X-One R	25.480	66	Vincenz	29.879	19	KCMG	37.720	2	FFF Rac	34.033	13	66	Vincenzo Sospiri Racing	2:06.814	2:07.173	0.359
14	19	KCMG	25.573	5	Audi Ho	30.027	5	Audi Ho	37.924	27	X-One R	34.089	14	5	Audi Hong Kong	2:07.493	2:07.828	0.335
15	99	Craft B	25.629	27	X-One R	30.065	27	X-One R	38.221	5	Audi Ho	34.114	15	27	X-One Racing Team	2:07.855	2:08.541	0.686
16	69	CMRT	25.748	69	CMRT	30.229	69	CMRT	38.273	69	CMRT	34.327	16	69	CMRT	2:08.577	2:08.761	0.184
17	38	Spirit	27.346	38	Spirit	30.454	38	Spirit	39.763	38	Spirit	36.523	17	38	Spirit of Race	2:14.086	2:20.929	6.843
18	117	EKS	27.527	117	EKS	32.819	117	EKS	41.070	117	EKS	37.005	18	117	EKS	2:18.421	2:18.692	0.271
19	10	EKS	27.556	10	EKS	33.166	10	EKS	41.731	10	EKS	37.146	19	10	EKS	2:19.599	2:19.763	0.164
20	17	Tawain	27.814	17	Tawain	33.666	17	Tawain	42.647	17	Tawain	37.913	20	17	Tawain Top Speed Racing Te	2:22.040	2:22.623	0.583
21	11	TTR Tea	28.282	11	TTR Tea	33.827	11	TTR Tea	42.776	11	TTR Tea	37.956	21	11	TTR Team SARD	2:22.841	2:23.614	0.773
22	89	HubAuto	28.550	89	HubAuto	35.105	89	HubAuto	43.362	89	HubAuto	38.338	22	89	HubAuto Racing	2:25.355	2:26.088	0.733

Weather / Track : Sunny / Dry

Results can be found at www.tsl-timing.com

Sepang International Circuit
Circuit Length = 5.543 km
Start: 16:32 Flag 17:27 End: 17:33

Printed - 17:43 Wednesday, 05 April 2017

Blancpain GT Series Asia 2017

PAID PRACTICE - WEDNESDAY - TEST SESSION 2 - DRIVER STATISTICS

POS	NO	CL	PIC	TEAM / DRIVERS	CAR	LAPS	RACE TIME	%	BEST	ON	KPH
1	13	Pro/Am	1	Milestone Racing (HKG) Sun JINGZU Franky Cheng CONGFU	Audi R8 LMS GT3	13	55:01.371				
						7	14:02.291	25.51	2:12.468	6	150.63
						5	14:52.225	27.03	2:04.260	13	160.58
2	86	Silver	1	OD Racing Team (HKG) Mitchell GILBERT Adilja PATEL	Audi R8 LMS GT3	13	53:57.303				
						0	0.000	0.00		0	
						12	32:35.756	60.41	2:04.871	8	159.80
3	39	Pro/Am	2	Spirit of Race (CHN) Jiang XIN Massimiliano WISER	Ferrari 488 GT3	11	55:14.989				
						8	8:29.996	15.38	2:05.165	7	159.42
						2	8:46.127	15.87	2:05.758	11	158.67
4	37	Pro/Am	3	BBT (CHN) Anthony LIU Davide RIZZO	Ferrari 488 GT3	15	55:32.555				
						0	0.000	0.00		0	
						14	38:08.614	68.67	2:05.345	15	159.19
5	18	Pro/Am	4	KCMG (HKG) Sanghwi Rick YOON Martin RUMP	Audi R8 LMS GT3	15	55:01.896				
						0	0.000	0.00		0	
						14	38:47.866	70.50	2:05.862	11	158.54
6	1	Silver	2	FFF Racing Team By ACM (CHN) Aidan READ Alberto DI FOLCO	Lamborghini Huracan GT3	13	56:01.361				
						3	-12:07.968	-21.66	2:09.137	9	154.52
						9	25:54.616	46.25	2:05.982	12	158.39
7	999	Pro/Am	5	GruppeM (HKG) Hunter ABBOTT Raffaele MARCIELLO	Mercedes AMG-GT3	11	51:00.517				
						10	32:47.717	64.29	2:06.214	8	158.10
						0	0.000	0.00		0	
8	12	Pro/Am	6	Clearwater Racing (SGP) Richard WEE Rob BELL	McLaren 650S GT3	13	55:04.777				
						12	37:58.253	68.94	2:06.298	3	157.99
						0	0.000	0.00		0	
9	888	Silver	3	GruppeM (HKG) Tim SUGDEN Jules SYMKOWIAK	Mercedes AMG-GT3	11	49:18.826				
						10	33:44.030	68.41	2:06.499	10	157.74
						0	0.000	0.00		0	
10	2	Pro/Am	7	FFF Racing Team By ACM (CHN) ZHU Junhan Ho-Pin TUNG	Lamborghini Huracan GT3	10	44:30.542				
						3	11:32.921	25.95	2:15.205	9	147.58
						6	2:56.793	6.62	2:06.550	3	157.68
11	19	Am/Am	1	KCMG (HKG) Naoto TAKEDA Tatuya SHIRASAKA	Audi R8 LMS GT3	13	54:46.939				
						12	35:49.609	65.40	2:06.749	13	157.43
						0	0.000	0.00		0	
12	99	Silver	4	Craft Bamboo Racing (HKG) Darryl O'YOUNG Peter LI	Porsche 911 GT3R	13	55:19.721				
						0	0.000	0.00		0	
						12	35:51.832	64.82	2:06.855	13	157.30
13	66	Silver	5	Vincenzo Sospiri Racing (ITA) Martin KODRIC Sandy STUVIK	Lamborghini Huracan GT3	13	55:19.678				
						0	0.000	0.00		0	
						12	32:50.250	59.35	2:07.173	4	156.91
14	5	Silver	6	Audi Hong Kong (HKG) Marchy LEE Shaun Thong Wei FUNG	Audi R8 LMS GT3	12	55:36.684				
						11	33:48.319	60.79	2:07.828	2	156.10
						0	0.000	0.00		0	
15	27	Am/Am	2	X-One Racing Team (CHN) Vincent WONG Andrew HARYANTO	Lamborghini Huracan GT3	9	33:12.467				
						8	31:16.694	94.19	2:08.541	7	155.24
						0	0.000	0.00		0	
16	69	Am/Am	3	CMRT (SGP) James CAI Kenneth LIM	Aston Martin Vantage GT3	10	41:47.769				
						3	16:01.880	38.36		0	
						6	15:15.679	36.51	2:08.761	6	154.97
17	117	INV	1	EKS (MYS) Swen HERBERGER Nazim AZMAN	Porsche Cayman GT4 Clubsport MR	11	55:50.317				
						0	0.000	0.00		0	
						10	36:10.859	64.80	2:18.692	11	143.87
18	10	GT4	1	EKS (MYS) Eric LO Byron TONG	Porsche Cayman GT4 Clubsport MR	12	54:51.887				
						8	7:51.114	14.31	2:19.763	9	142.77
						3	12:13.020	22.27	2:22.628	12	139.90
19	38	Pro/Am	8	Spirit of Race (CHN) Nasrat MUZAYYIN Rui AGUAS	Ferrari 488 GT3	3	18:46.490				
						2	12:17.842	65.50	2:20.929	2	141.59
						0	0.000	0.00		0	

Sepang International Circuit

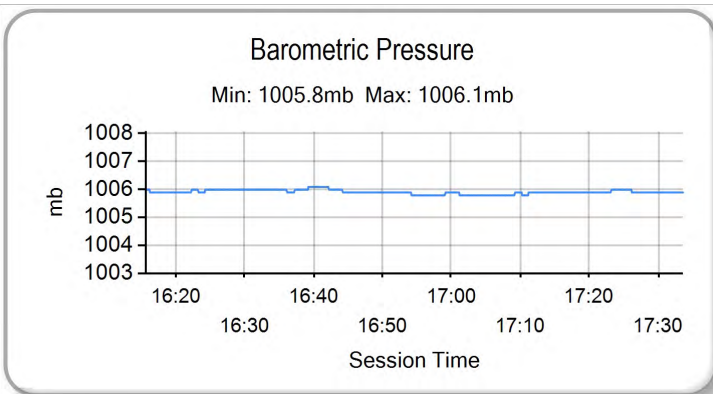
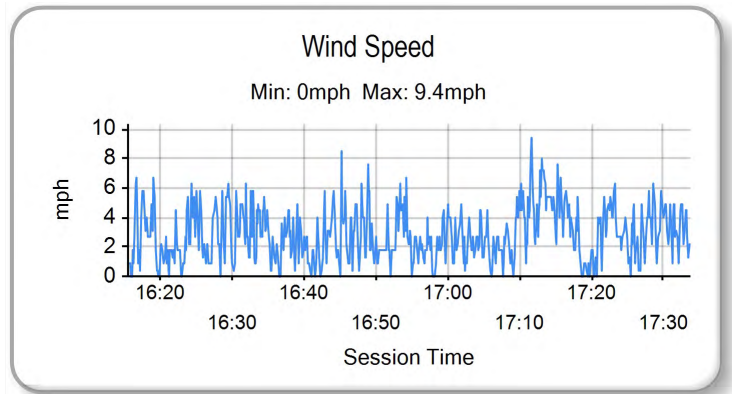
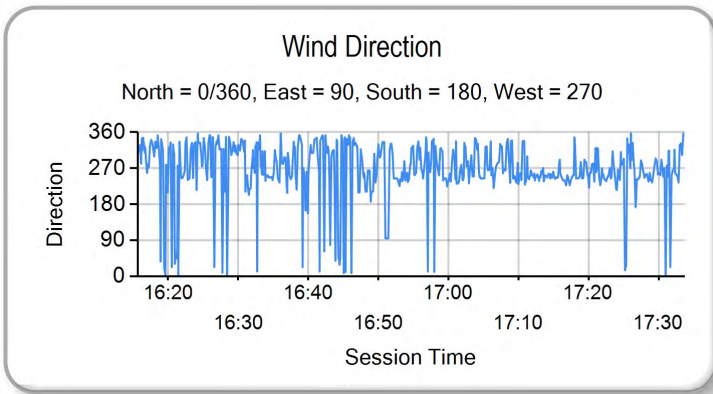
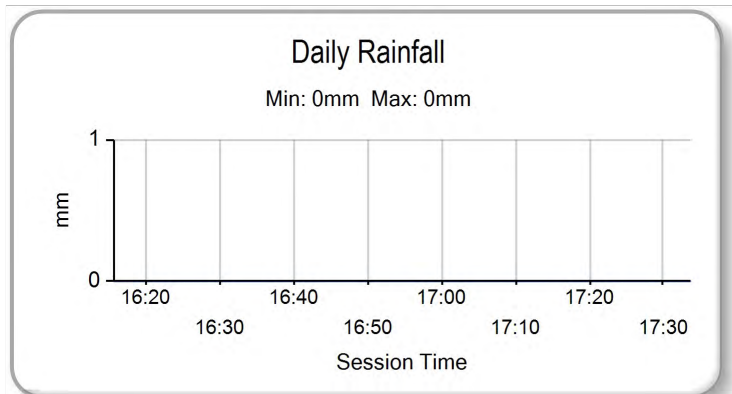
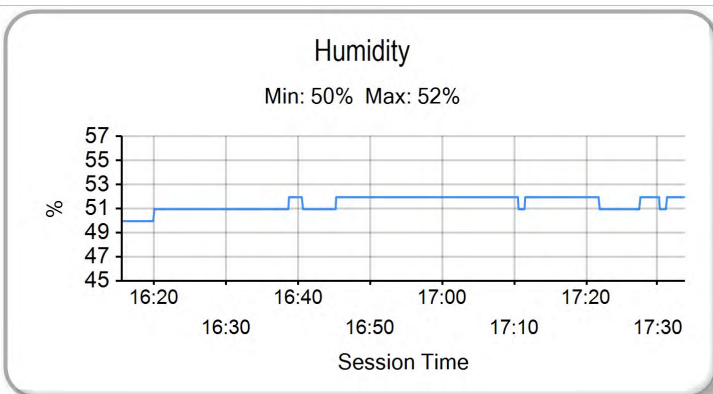
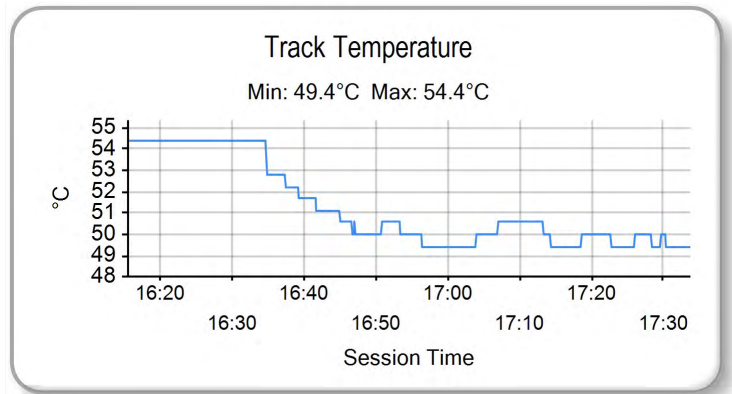
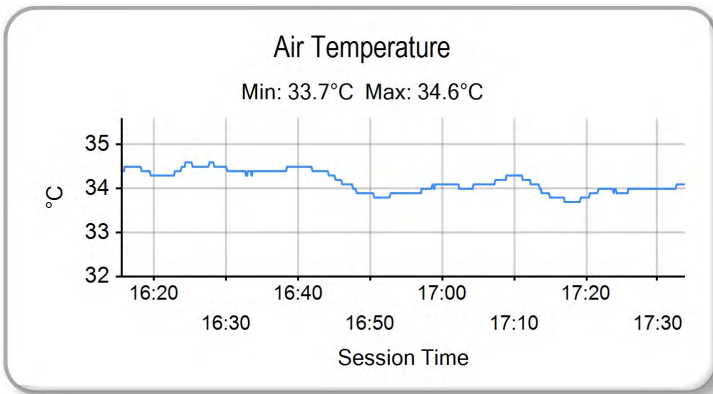
Circuit Length = 5.543 km

Start: 16:32 Flag 17:27 End: 17:33

Weather / Track : Sunny / Dry

Blancpain GT Series Asia 2017

PAID PRACTICE - WEDNESDAY - TEST SESSION 2 - WEATHER CONDITIONS



Weather / Track : Sunny / Dry

Results can be found at www.tsl-timing.com

Sepang International Circuit
Circuit Length = 5.543 miles
Start: 16:32 Flag 17:27 End: 17:33

Printed - 17:46 Wednesday, 05 April 2017

Blancpain GT Series Asia 2017

PAID PRACTICE - THURSDAY - TEST SESSION 1 - CLASSIFICATION

POS	NO	CL	PIC	TEAM / DRIVERS	CAR	TIME	ON	LAPS	GAP	DIFF	KPH
1	888	Silver	1	GruppeM (HKG) Tim SUGDEN / Jules SYMKOWIAK	Mercedes AMG-GT3	2:12.051	10	10			151.11
2	13	Pro/Am	1	Milestone Racing (HKG) Sun JINGZU / Franky Cheng CONGFU	Audi R8 LMS GT3	2:12.350	18	18	0.299	0.299	150.77
3	66	Silver	2	Vincenzo Sospiri Racing (ITA) Martin KODRIC / Sandy STUVIK	Lamborghini Huracan GT3	2:12.976	18	18	0.925	0.626	150.06
4	6	Pro/Am	2	Team Audi R8 LMS Cup (HKG) Alex AU / Alex YOONG	Audi R8 LMS GT3	2:17.111	20	20	5.060	4.135	145.53
5	86	Silver	3	OD Racing Team (HKG) Mitchell GILBERT / Aditja PATEL	Audi R8 LMS GT3	2:17.461	15	19	5.410	0.350	145.16
6	39	Pro/Am	3	Spirit of Race (CHN) Jiang XIN / Massimiliano WISER	Ferrari 488 GT3	2:17.525	3	16	5.474	0.064	145.09
7	999	Pro/Am	4	GruppeM (HKG) Hunter ABBOTT / Raffaele MARCIELLO	Mercedes AMG-GT3	2:17.538	3	14	5.487	0.013	145.08
8	5	Silver	4	Audi Hong Kong (HKG) Marchy LEE / Shaun Thong Wei FUNG	Audi R8 LMS GT3	2:17.632	19	20	5.581	0.094	144.98
9	37	Pro/Am	5	BBT (CHN) Anthony LIU / Davide RIZZO	Ferrari 488 GT3	2:18.228	14	15	6.177	0.596	144.36
10	38	Pro/Am	6	Spirit of Race (CHN) Nasrat MUZAYYIN / Rui AGUAS	Ferrari 488 GT3	2:18.480	3	15	6.429	0.252	144.09
11	1	Silver	5	FFF Racing Team By ACM (CHN) Aidan READ / Alberto DI FOLCO	Lamborghini Huracan GT3	2:18.601	19	20	6.550	0.121	143.97
12	12	Pro/Am	7	Clearwater Racing (SGP) Richard WEE / Rob BELL	McLaren 650S GT3	2:18.898	16	17	6.847	0.297	143.66
13	18	Pro/Am	8	KCMG (HKG) Sanghwi Rick YOON / Martin RUMP	Audi R8 LMS GT3	2:19.032	9	18	6.981	0.134	143.52
14	2	Pro/Am	9	FFF Racing Team By ACM (CHN) ZHU Junhan / Ho-Pin TUNG	Lamborghini Huracan GT3	2:19.351	5	18	7.300	0.319	143.19
15	99	Silver	6	Craft Bamboo Racing (HKG) Darryl O'YOUNG / Peter LI	Porsche 911 GT3R	2:19.784	13	14	7.733	0.433	142.75
16	88	Silver	7	Craft Bamboo Racing (HKG) Jules GOUNON / Joel CAMATHIAS	Porsche 911 GT3R	2:19.875	8	12	7.824	0.091	142.66
17	19	Am/Am	1	KCMG (HKG) Naoto TAKEDA / Tatuya SHIRASAKA	Audi R8 LMS GT3	2:20.310	8	17	8.259	0.435	142.21
18	27	Am/Am	2	X-One Racing Team (CHN) Vincent WONG / Andrew HARYANTO	Lamborghini Huracan GT3	2:20.744	18	19	8.693	0.434	141.78
19	91	Silver	8	FIST - Team AAI (TPE) Ollie MILLROY / Jesse KROHN	BMW M6 GT3	2:20.830	13	14	8.779	0.086	141.69
20	90	Am/Am	3	FIST - Team AAI (TPE) Jun San CHEN / Lam YU	BMW M6 GT3	2:21.713	7	16	9.662	0.883	140.81
21	69	Am/Am	4	CMRT (SGP) James CAI / Kenneth LIM	Aston Martin Vantage GT3	2:23.551	4	17	11.500	1.838	139.00
22	117	INV	1	EKS (MYS) Swen HERBERGER / Nazim AZMAN	Porsche Cayman GT4 Clubspor	2:26.445	7	7	14.394	2.894	136.26
23	17	GT4	1	Tawain Top Speed Racing Team (TPE) Jeremy WANG / Keo CHANG	Porsche Cayman GT4 Clubspor	2:32.794	5	15	20.743	6.349	130.59
24	10	GT4	2	EKS (MYS) Eric LO / Byron TONG	Porsche Cayman GT4 Clubspor	2:32.979	5	8	20.928	0.185	130.44
25	89	GT4	3	HubAuto Racing (TPE) Ringo CHONG / Alan YEO	Porsche Cayman GT4 Clubspor	2:33.317	2	9	21.266	0.338	130.15
26	11	GT4	4	TTR Team SARD (HKG) Tony FONG / Terrence TSE	Porsche Cayman GT4 Clubspor	2:34.224	2	13	22.173	0.907	129.38

Weather / Track : Cloudy / Drying

These results are provisional until the conclusion of any judicial and technical matters.

Sepang International Circuit
Circuit Length = 5.543 km
Start: 12:15 Flag 13:10 End: 13:15

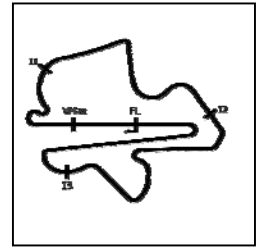
Clerk Of Course :	Timekeeper :
-------------------	--------------

Results can be found at www.tsl-timing.com

Printed - 13:17 Thursday, 06 April 2017

Blancpain GT Series Asia 2017

PAID PRACTICE - THURSDAY - TEST SESSION 1 - SECTOR ANALYSIS



SECTOR 1 = FL to I1, SECTOR 2 = I1 to I2 SECTOR 3 = I2 to I3, SECTOR 4 = I3 to FL, DIFF = Difference To Personal Best Lap, P = Crossed Finish Line in Pit Lane, D = Time Disallowed

P1 888 Silver GruppeM		Mercedes AMG-GT3							
IDEAL LAP TIME : 2:12.051		BEST LAP TIME : 2:12.051		DIFFERENCE : 0.000					
D1: Tim SUGDEN		D2: Jules SYMKOWIAK							
LAP	SECTOR 1	SECTOR 2	SECTOR 3	SECTOR 4	SPEED TRAP	LAP TIME	KPH	DIFF	TIME OF DAY
1 - D1	OUTLAP	35.985	45.278	37.701					12:26:36.180
2 - D1	28.708	34.942	43.001	36.713					12:28:59.544
3 - D1	28.121	32.942	42.147	36.595	232.7	2:19.805	142.73	7.754	12:31:19.349
4 - D1	28.067	33.001	42.213	36.984	233.2	2:20.265	142.26	8.214	12:33:39.614
5 - D1	OUTLAP	36.545	45.659	38.569		26:14.018	12.67	24:01.967	12:59:53.632
6 - D1	28.915	34.948	44.221	37.338	234.7	2:25.422	137.21	13.371	13:02:19.054
7 - D1	27.809	33.576	42.609	36.590	236.3	2:20.584	141.94	8.533	13:04:39.638
8 - D1	27.608	32.644	41.066	36.432	237.3	2:17.750 (3)	144.86	5.699	13:06:57.388
9 - D1	27.733	31.928	40.242	35.513	236.8	2:15.416 (2)	147.35	3.365	13:09:12.804
10 - D1	26.702	31.542	38.811	34.996	238.4	2:12.051 (1)	151.11		13:11:24.855

P2 13 Pro/An Milestone Racing		Audi R8 LMS GT3							
IDEAL LAP TIME : 2:12.350		BEST LAP TIME : 2:12.350		DIFFERENCE : 0.000					
D1: Sun JINGZU		D2: Franky Cheng CONGFU							
LAP	SECTOR 1	SECTOR 2	SECTOR 3	SECTOR 4	SPEED TRAP	LAP TIME	KPH	DIFF	TIME OF DAY
1 - D2	OUTLAP	34.312	43.394	36.818					12:19:51.920
2 - D2	27.588	32.848	42.951	36.464	231.7	2:19.851	142.68	7.501	12:22:11.771
3 - D2	27.319	32.861	41.826	36.512	233.7	2:18.518 (3)	144.05	6.168	12:24:30.289
4 - D2	27.180	32.832	41.867	36.293	233.7	2:18.172 (2)	144.41	5.822	12:26:48.461
5 - D2	29.347	35.547	43.292	IN PIT	235.2	2:27.933 P	134.89	15.583	12:29:16.394
6 - D2	OUTLAP	35.638	45.403	38.459		6:11.993	53.64	3:59.643	12:35:28.387
7 - D2	28.046	33.980	43.253	37.390	233.2	2:22.669	139.86	10.319	12:37:51.056
8 - D2	27.982	33.902	54.718	IN PIT	234.2	2:45.508 P	120.56	33.158	12:40:36.564
9 - D2	OUTLAP	33.806	52.672	38.264		4:36.177	72.25	2:23.827	12:45:12.741
10 - D2	28.013	33.819	43.267	36.776	234.2	2:21.875	140.65	9.525	12:47:34.616
11 - D2	27.627	33.513	46.119	37.016	235.8	2:24.275	138.31	11.925	12:49:58.891
12 - D2	28.035	34.628	44.074	37.065	235.8	2:23.802	138.76	11.452	12:52:22.693
13 - D2	27.737	33.444	42.857	37.503	236.3	2:21.541	140.98	9.191	12:54:44.234
14 - D2	27.683	33.457	43.380	IN PIT	235.2	2:25.543 P	137.10	13.193	12:57:09.777
15 - D2	OUTLAP	36.468	46.393	39.299		5:01.268	66.23	2:48.918	13:02:11.045
16 - D2	28.946	39.193	50.086	IN PIT	234.7	2:42.318 P	122.93	29.968	13:04:53.363
17 - D2	OUTLAP	33.837	41.526	35.960		5:07.654	64.86	2:55.304	13:10:01.017
18 - D2	26.829	31.290	39.270	34.961	237.8	2:12.350 (1)	150.77		13:12:13.367

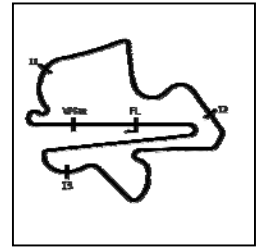
P3 66 Silver Vincenzo Sospiri Racing		Lamborghini Huracan GT3							
IDEAL LAP TIME : 2:12.976		BEST LAP TIME : 2:12.976		DIFFERENCE : 0.000					
D1: Martin KODRIC		D2: Sandy STUVIK							
LAP	SECTOR 1	SECTOR 2	SECTOR 3	SECTOR 4	SPEED TRAP	LAP TIME	KPH	DIFF	TIME OF DAY
1 - D2	OUTLAP	38.837	44.572	36.775					12:18:36.836
2 - D2	27.946	33.105	43.118	36.669	233.2	2:20.838	141.68	7.862	12:20:57.674
3 - D2	27.662	33.058	42.140	36.235	234.2	2:19.095	143.46	6.119	12:23:16.769
4 - D2	27.443	33.131	42.183	37.341	235.2	2:20.098	142.43	7.122	12:25:36.867
5 - D2	27.661	32.980	41.989	36.334	234.2	2:18.964 (3)	143.59	5.988	12:27:55.831
6 - D2	27.569	33.063	42.358	36.836	235.8	2:19.826	142.71	6.850	12:30:15.657
7 - D2	27.927	33.667	43.120	IN PIT	234.7	2:26.605 P	136.11	13.629	12:32:42.262
8 - D2	OUTLAP	33.030	42.243	36.965		11:57.356	27.81	9:44.380	12:44:39.618
9 - D2	27.691	33.126	42.190	36.813	233.2	2:19.820	142.71	6.844	12:46:59.438
10 - D2	27.547	32.879	42.184	36.552	234.7	2:19.162	143.39	6.186	12:49:18.600
11 - D2	27.500	32.914	42.268	IN PIT	234.7	2:23.099 P	139.44	10.123	12:51:41.699
12 - D2	OUTLAP	33.921	42.592	36.762		4:21.445	76.32	2:08.469	12:56:03.144
13 - D2	27.719	33.136	42.318	36.594	234.2	2:19.767	142.77	6.791	12:58:22.911
14 - D2	27.628	32.979	42.170	IN PIT	235.8	2:21.881 P	140.63	8.911	13:00:44.798
15 - D2	OUTLAP	36.514	45.362	38.061		4:15.141	78.21	2:02.165	13:04:59.939
16 - D2	28.611	34.505	42.889	36.951	236.3	2:22.956	139.58	9.980	13:07:22.895
17 - D2	27.805	32.472	41.227	35.958	236.3	2:17.462 (2)	145.16	4.486	13:09:40.357
18 - D2	27.052	31.458	39.434	35.032	237.8	2:12.976 (1)	150.06		13:11:53.333

Weather / Track : Cloudy / Drying

Sepang International Circuit
Circuit Length = 5.543 km
Start: 12:15 Flag 13:10 End: 13:15

Blancpain GT Series Asia 2017

PAID PRACTICE - THURSDAY - TEST SESSION 1 - SECTOR ANALYSIS



SECTOR 1 = FL to I1, SECTOR 2 = I1 to I2 SECTOR 3 = I2 to I3, SECTOR 4 = I3 to FL, DIFF = Difference To Personal Best Lap, P = Crossed Finish Line in Pit Lane, D = Time Disallowed

P4		6 Pro/An Team Audi R8 LMS Cup			Audi R8 LMS GT3				
IDEAL LAP TIME : 2:16.745		BEST LAP TIME : 2:17.111			DIFFERENCE : 0.366				
D1: Alex AU		D2: Alex YOONG							
LAP	SECTOR 1	SECTOR 2	SECTOR 3	SECTOR 4	SPEED TRAP	LAP TIME	KPH	DIFF	TIME OF DAY
1 - D1	OUTLAP	36.155	45.038	42.061					12:19:09.491
2 - D1	28.585	33.919	44.244	37.252					12:21:33.491
3 - D1	28.049	33.987	43.792	37.610	230.7	2:24.000	138.57	6.889	12:23:56.929
4 - D1	27.878	33.501	42.924	36.866	232.2	2:21.169	141.35	4.058	12:26:18.098
5 - D1	27.693	35.861	44.020	36.680	232.7	2:24.254	138.33	7.143	12:28:42.352
6 - D1	27.671	33.466	42.416	36.529	233.7	2:20.082	142.45	2.971	12:31:02.434
7 - D1	27.599	33.163	42.973	36.404	234.2	2:20.139	142.39	3.028	12:33:22.573
8 - D1	27.545	33.215	42.301	37.000	234.7	2:20.061	142.47	2.950	12:35:42.634
9 - D1	27.749	33.489	43.788	IN PIT	234.7	2:28.977	P 133.94	11.866	12:38:11.611
10 - D1	OUTLAP	32.694	42.030	36.323		5:09.438	64.48	2:52.327	12:43:21.049
11 - D1	27.047	32.738	41.744	36.531	234.7	2:18.060	(3) 144.53	0.949	12:45:39.109
12 - D1	27.011	32.988	41.824	36.120	235.2	2:17.943	(2) 144.65	0.832	12:47:57.052
13 - D1	27.108	32.782	42.193	IN PIT	235.8	2:20.005	P 142.52	2.894	12:50:17.057
14 - D1	OUTLAP	32.379	42.248	36.250		4:54.779	67.69	2:37.668	12:55:11.836
15 - D1	26.926	32.627	42.304	IN PIT	235.8	2:19.734	P 142.80	2.623	12:57:31.570
16 - D1	OUTLAP	34.584	42.984	39.082		4:31.852	73.40	2:14.741	13:02:03.422
17 - D1	27.555	32.709	42.446	37.036	236.3	2:19.746	142.79	2.635	13:04:23.168
18 - D1	27.687	33.290	42.568	36.984	235.8	2:20.529	141.99	3.418	13:06:43.697
19 - D1	27.738	32.644	41.523	36.391	235.8	2:18.296	144.29	1.185	13:09:01.993
20 - D1	27.218	32.415	41.320	36.158	236.8	2:17.111	(1) 145.53		13:11:19.104

P5		86 Silver OD Racing Team			Audi R8 LMS GT3				
IDEAL LAP TIME : 2:16.003		BEST LAP TIME : 2:17.461			DIFFERENCE : 1.458				
D1: Mitchell GILBERT		D2: Aditja PATEL							
LAP	SECTOR 1	SECTOR 2	SECTOR 3	SECTOR 4	SPEED TRAP	LAP TIME	KPH	DIFF	TIME OF DAY
1 - D2	OUTLAP	35.559	44.073	36.594					12:18:35.218
2 - D2	28.120	33.459	43.339	36.656	229.7	2:21.574	140.94	4.113	12:20:56.792
3 - D2	27.674	33.027	42.317	36.380	232.2	2:19.398	143.14	1.937	12:23:16.190
4 - D2	27.478	32.934	42.213	36.332	233.2	2:18.957	143.60	1.496	12:25:35.147
5 - D2	28.083	32.747	41.884	36.330	234.7	2:19.044	143.51	1.583	12:27:54.191
6 - D2	27.452	33.038	41.921	IN PIT	233.2	2:20.420	P 142.10	2.959	12:30:14.611
7 - D2	OUTLAP	35.641	42.088	37.880		8:37.512	38.55	6:20.051	12:38:52.123
8 - D2	27.619	33.132	41.985	37.173	234.7	2:19.909	142.62	2.448	12:41:12.032
9 - D2	27.088	33.425	42.226	36.001	234.7	2:18.740	143.82	1.279	12:43:30.772
10 - D2	27.393	32.625	41.863	36.567	235.8	2:18.448	144.13	0.987	12:45:49.220
11 - D2	27.246	32.810	41.879	36.620	235.2	2:18.555	144.02	1.094	12:48:07.775
12 - D2	27.127	32.988	41.761	36.671	235.8	2:18.547	144.02	1.086	12:50:26.322
13 - D2	27.299	32.743	45.479	IN PIT	235.2	2:28.394	P 134.47	10.933	12:52:54.716
14 - D1	OUTLAP	32.830	41.822	36.336		3:47.273	87.80	1:29.812	12:56:41.989
15 - D1	27.290	32.692	41.537	35.942	234.7	2:17.461	(1) 145.16		12:58:59.450
16 - D1	27.254	32.588	41.550	36.229	234.7	2:17.621	(2) 144.99	0.160	13:01:17.071
17 - D1	27.090	32.818	41.374	IN PIT	235.8	2:19.770	P 142.76	2.309	13:03:36.841
18 - D2	OUTLAP	36.097	43.319	36.531		4:19.596	76.86	2:02.135	13:07:56.437
19 - D2	27.954	33.514	40.781	35.546	237.3	2:17.795	(3) 144.81	0.334	13:10:14.232

P6		39 Pro/An Spirit of Race			Ferrari 488 GT3				
IDEAL LAP TIME : 2:17.413		BEST LAP TIME : 2:17.525			DIFFERENCE : 0.112				
D1: Jiang XIN		D2: Massimiliano WISER							
LAP	SECTOR 1	SECTOR 2	SECTOR 3	SECTOR 4	SPEED TRAP	LAP TIME	KPH	DIFF	TIME OF DAY
1 - D2	OUTLAP	34.538	43.170	36.803					12:17:45.119
2 - D2	27.397	33.606	42.058	36.210	233.7	2:19.271	(2) 143.28	1.746	12:20:04.390
3 - D2	27.135	32.656	41.735	35.999	235.8	2:17.525	(1) 145.09		12:22:21.915
4 - D2	28.450	33.135	43.314	IN PIT	236.3	2:27.560	P 135.23	10.035	12:24:49.475
5 - D1	OUTLAP	40.661	48.331	39.592		5:39.266	58.81	3:21.741	12:30:28.741
6 - D1	27.023	33.963	43.380	36.947	236.8	2:21.313	141.20	3.788	12:32:50.054
7 - D1	27.244	33.482	43.545	36.546	235.8	2:20.817	141.70	3.292	12:35:10.871
8 - D1	27.761	33.332	42.826	36.417	235.2	2:20.336	142.19	2.811	12:37:31.207
9 - D1	27.174	33.188	42.688	36.726	236.3	2:19.776	142.76	2.251	12:39:50.983

Weather / Track : Cloudy / Drying

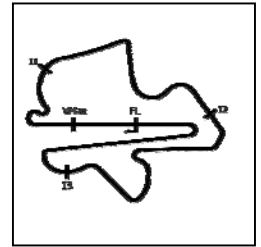
Sepang International Circuit

Circuit Length = 5.543 km

Start: 12:15 Flag 13:10 End: 13:15

Blancpain GT Series Asia 2017

PAID PRACTICE - THURSDAY - TEST SESSION 1 - SECTOR ANALYSIS



SECTOR 1 = FL to I1, SECTOR 2 = I1 to I2 SECTOR 3 = I2 to I3, SECTOR 4 = I3 to FL, DIFF = Difference To Personal Best Lap, P = Crossed Finish Line in Pit Lane, D = Time Disallowed

LAP	SECTOR 1	SECTOR 2	SECTOR 3	SECTOR 4	SPEED TRAP	LAP TIME	KPH	DIFF	TIME OF DAY	
10 - D1	27.356	33.553	43.361	IN PIT	236.3	2:25.272	P	137.36	7.747	12:42:16.255
11 - D1	OUTLAP	34.341	44.054	36.606		5:21.096		62.14	3:03.571	12:47:37.351
12 - D1	27.184	33.293	42.851	36.356	237.3	2:19.684	(3)	142.85	2.159	12:49:57.035
13 - D1	28.524	33.375	43.918	36.622	236.3	2:22.439		140.09	4.914	12:52:19.474
14 - D1	27.833	33.791	42.800	36.885	236.8	2:21.309		141.21	3.784	12:54:40.783
15 - D1	27.248	33.532	43.233	36.312	237.8	2:20.325		142.20	2.800	12:57:01.108
16 - D1	29.736	34.320	43.546	IN PIT	203.7	2:29.270	P	133.68	11.745	12:59:30.378

P7 999 Pro/An GruppeM

Mercedes AMG-GT3

IDEAL LAP TIME : 2:16.926

BEST LAP TIME : 2:17.538

DIFFERENCE : 0.612

D1: Hunter ABBOTT

D2: Raffaele MARCIELLO

LAP	SECTOR 1	SECTOR 2	SECTOR 3	SECTOR 4	SPEED TRAP	LAP TIME	KPH	DIFF	TIME OF DAY	
1 - D2	OUTLAP	33.895	44.097	36.583					12:20:17.267	
2 - D2	27.547	32.562	41.607	36.218	234.2	2:17.934	144.66	0.396	12:22:35.201	
3 - D2	27.359	32.523	41.528	36.128	235.8	2:17.538	(1)	145.08	12:24:52.739	
4 - D2	27.161	32.621	41.855	36.294	235.2	2:17.931	(3)	144.67	0.393	12:27:10.670
5 - D2	27.330	32.898	42.048	IN PIT	235.8	2:22.494	P	140.03	4.956	12:29:33.164
6 - D1	OUTLAP	36.747	45.399	IN PIT		8:53.190	P	37.42	6:35.652	12:38:26.354
7 - D1	OUTLAP	36.202	44.130	37.011		8:32.532		38.93	6:14.994	12:46:58.886
8 - D1	29.324	33.358	42.883	36.868	234.7	2:22.433	140.09	4.895	12:49:21.319	
9 - D1	28.373	33.294	42.941	37.125	235.8	2:21.733	140.79	4.195	12:51:43.052	
10 - D1	28.070	33.237	42.783	36.880	235.2	2:20.970	141.55	3.432	12:54:04.022	
11 - D1	27.938	33.060	42.557	IN PIT	235.2	2:26.509	P	136.20	8.971	12:56:30.531
12 - D1	OUTLAP	33.853	42.117	36.653		9:34.084		34.75	7:16.546	13:06:04.615
13 - D1	27.960	33.815	43.333	36.654	232.7	2:21.762	140.76	4.224	13:08:26.377	
14 - D1	27.498	32.354	41.283	36.541	233.7	2:17.676	(2)	144.94	0.138	13:10:44.053

P8 5 Silver Audi Hong Kong

Audi R8 LMS GT3

IDEAL LAP TIME : 2:17.062

BEST LAP TIME : 2:17.632

DIFFERENCE : 0.570

D1: Marchy LEE

D2: Shaun Thong Wei FUNG

LAP	SECTOR 1	SECTOR 2	SECTOR 3	SECTOR 4	SPEED TRAP	LAP TIME	KPH	DIFF	TIME OF DAY	
1 - D2	OUTLAP	35.597	44.715	37.416					12:18:25.936	
2 - D2	27.818	33.814	43.093	36.706	230.2	2:21.431	141.09	3.799	12:20:47.367	
3 - D2	27.562	33.208	42.699	36.413	231.2	2:19.882	142.65	2.250	12:23:07.249	
4 - D2	29.035	34.391	44.269	36.986	231.2	2:24.681	137.92	7.049	12:25:31.930	
5 - D2	27.438	33.434	42.329	36.539	232.7	2:19.740	142.79	2.108	12:27:51.670	
6 - D2	27.314	34.346	47.248	IN PIT	232.7	2:28.781	P	134.12	11.149	12:30:20.451
7 - D2	OUTLAP	33.399	42.492	36.691		4:05.338	81.33	1:47.706	12:34:25.789	
8 - D2	27.251	33.336	42.193	36.880	233.7	2:19.660	142.88	2.028	12:36:45.449	
9 - D2	27.485	32.868	42.780	37.092	234.7	2:20.225	142.30	2.593	12:39:05.674	
10 - D2	27.521	33.427	42.160	36.882	234.2	2:19.990	142.54	2.358	12:41:25.664	
11 - D2	27.380	33.297	42.624	36.993	234.7	2:20.294	142.23	2.662	12:43:45.958	
12 - D2	27.575	33.163	42.273	IN PIT	234.7	2:22.859	P	139.68	5.227	12:46:08.817
13 - D2	OUTLAP	33.355	42.100	37.339		6:45.440	49.21	4:27.808	12:52:54.257	
14 - D2	27.395	32.580	41.836	36.527	233.7	2:18.338	144.24	0.706	12:55:12.595	
15 - D2	27.062	32.838	42.527	IN PIT	235.2	2:21.263	P	141.25	3.631	12:57:33.858
16 - D2	OUTLAP	37.477	50.821	49.059		4:44.205	70.21	2:26.573	13:02:18.063	
17 - D2	27.088	33.202	41.587	36.268	234.2	2:18.145	(2)	144.44	0.513	13:04:36.208
18 - D2	27.178	32.711	41.805	36.585	234.7	2:18.279	(3)	144.30	0.647	13:06:54.487
19 - D2	26.862	32.765	41.380	36.625	233.2	2:17.632	(1)	144.98	13:09:12.119	
20 - D2	26.834	33.826	43.468	IN PIT	234.7	2:24.239	P	138.34	6.607	13:11:36.358

P9 37 Pro/An BBT

Ferrari 488 GT3

IDEAL LAP TIME : 2:18.074

BEST LAP TIME : 2:18.228

DIFFERENCE : 0.154

D1: Anthony LIU

D2: Davide RIZZO

LAP	SECTOR 1	SECTOR 2	SECTOR 3	SECTOR 4	SPEED TRAP	LAP TIME	KPH	DIFF	TIME OF DAY
1 - D2	OUTLAP	36.258	46.020	37.823					12:18:00.025
2 - D2	27.676	33.203	43.121	36.557	232.2	2:20.557	141.96	2.329	12:20:20.582
3 - D2	27.442	32.748	42.048	36.388	232.7	2:18.626	143.94	0.398	12:22:39.208
4 - D2	27.144	32.929	42.053	36.431	232.7	2:18.557	144.01	0.329	12:24:57.765
5 - D2	27.645	32.958	42.697	38.457	233.7	2:21.757	140.76	3.529	12:27:19.522
6 - D2	27.475	32.985	42.564	36.557	232.7	2:19.581	142.96	1.353	12:29:39.103

Weather / Track : Cloudy / Drying

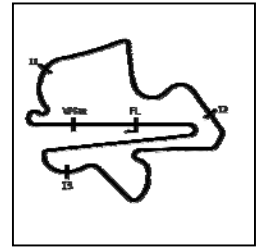
Sepang International Circuit

Circuit Length = 5.543 km

Start: 12:15 Flag 13:10 End: 13:15

Blancpain GT Series Asia 2017

PAID PRACTICE - THURSDAY - TEST SESSION 1 - SECTOR ANALYSIS



SECTOR 1 = FL to I1, SECTOR 2 = I1 to I2 SECTOR 3 = I2 to I3, SECTOR 4 = I3 to FL, DIFF = Difference To Personal Best Lap, P = Crossed Finish Line in Pit Lane, D = Time Disallowed

7 - D2	27.263	32.945	42.292	36.527	234.7	2:19.027	143.53	0.799	12:31:58.130
8 - D2	27.627	33.640	44.151	IN PIT	234.2	2:27.827	134.98	9.599	12:34:25.957
9 - D2	OUTLAP	33.042	42.798	36.290		6:51.371	48.50	4:33.143	12:41:17.328
10 - D2	27.371	32.743	42.698	36.352	235.8	2:19.164	143.39	0.936	12:43:36.492
11 - D2	27.224	32.723	42.036	36.269	235.2	2:18.252	(2) 144.33	0.024	12:45:54.744
12 - D2	27.173	32.892	42.134	36.353	233.7	2:18.552	(3) 144.02	0.324	12:48:13.296
13 - D2	27.222	32.688	42.122	36.557	235.2	2:18.589	143.98	0.361	12:50:31.885
14 - D2	27.081	32.763	42.045	36.339	235.2	2:18.228	(1) 144.36		12:52:50.113
15 - D2	27.182	33.151	44.511	IN PIT	235.8	2:27.292	P 135.47	9.064	12:55:17.405

P10 38 Pro/An Spirit of Race

Ferrari 488 GT3

IDEAL LAP TIME : 2:18.268

BEST LAP TIME : 2:18.480

DIFFERENCE : 0.212

D1: Nasrat MUZAYYIN

D2: Rui AGUAS

LAP	SECTOR 1	SECTOR 2	SECTOR 3	SECTOR 4	SPEED TRAP	LAP TIME	KPH	DIFF	TIME OF DAY
1 - D2	OUTLAP	33.854	45.255	36.903					12:30:55.751
2 - D2	27.865	33.098	42.516	36.374	235.8	2:19.853	(3) 142.68	1.373	12:33:15.604
3 - D2	27.262	32.738	42.002	36.478	236.8	2:18.480	(1) 144.09		12:35:34.084
4 - D2	27.154	32.912	42.050	36.421	235.8	2:18.537	(2) 144.03	0.057	12:37:52.621
5 - D2	28.137	34.586	44.825	IN PIT	236.8	2:30.508	P 132.58	12.028	12:40:23.129
6 - D1	OUTLAP	34.391	43.902	37.441		7:02.709	47.20	4:44.229	12:47:25.838
7 - D1	28.368	34.019	44.666	37.793	236.3	2:24.846	137.76	6.366	12:49:50.684
8 - D1	28.144	33.834	44.338	37.151	235.8	2:23.467	139.08	4.987	12:52:14.151
9 - D1	28.158	34.001	43.822	37.122	236.8	2:23.103	139.44	4.623	12:54:37.254
10 - D1	28.374	34.192	43.934	37.124	236.8	2:23.624	138.93	5.144	12:57:00.878
11 - D1	28.741	33.937	44.159	37.566	237.3	2:24.403	138.18	5.923	12:59:25.281
12 - D1	28.517	34.275	43.946	37.133	236.3	2:23.871	138.69	5.391	13:01:49.152
13 - D1	29.132	34.828	44.562	IN PIT	229.2	2:30.941	P 132.20	12.461	13:04:20.093
14 - D1	OUTLAP	34.607	43.512	36.703		4:55.307	67.57	2:36.827	13:09:15.400
15 - D1	28.049	33.519	54.705	37.773	238.4	2:34.046	129.53	15.566	13:11:49.446

P11 1 Silver FFF Racing Team By ACM

Lamborghini Huracan GT3

IDEAL LAP TIME : 2:18.053

BEST LAP TIME : 2:18.601

DIFFERENCE : 0.548

D1: Aidan READ

D2: Alberto DI FOLCO

LAP	SECTOR 1	SECTOR 2	SECTOR 3	SECTOR 4	SPEED TRAP	LAP TIME	KPH	DIFF	TIME OF DAY
1 - D2	OUTLAP	35.253	43.425	37.139					12:19:06.380
2 - D2	27.590	33.260	42.397	36.594	235.2	2:19.841	142.69	1.240	12:21:26.221
3 - D2	27.470	33.259	42.191	36.790	235.8	2:19.710	142.83	1.109	12:23:45.931
4 - D2	27.400	33.645	42.640	50.096	234.7	2:33.781	129.76	15.180	12:26:19.712
5 - D2	27.059	33.266	42.069	36.965	235.8	2:19.359	143.18	0.758	12:28:39.071
6 - D2	27.135	33.271	42.163	36.567	236.3	2:19.136	(3) 143.41	0.535	12:30:58.207
7 - D2	27.263	33.464	42.227	36.416	237.8	2:19.370	143.17	0.769	12:33:17.577
8 - D2	27.500	33.484	42.251	IN PIT	237.8	2:23.271	P 139.28	4.670	12:35:40.848
9 - D2	OUTLAP	33.195	42.146	36.657		5:23.727	61.64	3:05.126	12:41:04.575
10 - D2	27.317	33.377	42.921	36.969	237.3	2:20.584	141.94	1.983	12:43:25.159
11 - D2	27.264	33.846	41.869	36.537	238.4	2:19.516	143.02	0.915	12:45:44.675
12 - D2	27.330	33.112	41.977	36.586	237.3	2:19.005	(2) 143.55	0.404	12:48:03.680
13 - D2	27.426	34.195	45.802	IN PIT	238.4	2:27.229	P 135.53	8.628	12:50:30.909
14 - D1	OUTLAP	34.192	43.839	37.452		7:51.596	42.31	5:32.995	12:58:22.505
15 - D1	29.238	33.513	42.810	36.827	236.8	2:22.388	140.14	3.787	13:00:44.893
16 - D1	27.514	33.119	42.568	36.645	237.8	2:19.846	142.69	1.245	13:03:04.739
17 - D1	27.676	33.215	42.957	36.841	238.9	2:20.689	141.83	2.088	13:05:25.428
18 - D1	27.814	33.177	42.316	36.639	238.4	2:19.946	142.58	1.345	13:07:45.374
19 - D1	27.383	32.985	41.780	36.453	237.8	2:18.601	(1) 143.97		13:10:03.975
20 - D1	27.474	33.079	42.424	36.229	238.4	2:19.206	143.34	0.605	13:12:23.181

P12 12 Pro/An Clearwater Racing

McLaren 650S GT3

IDEAL LAP TIME : 2:18.191

BEST LAP TIME : 2:18.898

DIFFERENCE : 0.707

D1: Richard WEE

D2: Rob BELL

LAP	SECTOR 1	SECTOR 2	SECTOR 3	SECTOR 4	SPEED TRAP	LAP TIME	KPH	DIFF	TIME OF DAY
1 - D2	OUTLAP	34.642	43.341	39.476					12:27:00.205
2 - D2	27.697	33.475	42.553	36.441	230.7	2:20.166	142.36	1.268	12:29:20.371
3 - D2	27.179	33.233	42.391	36.566	231.2	2:19.369	143.17	0.471	12:31:39.740

Weather / Track : Cloudy / Drying

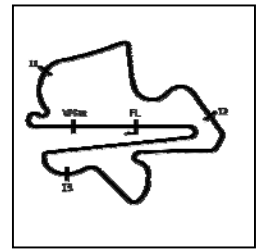
Sepang International Circuit

Circuit Length = 5.543 km

Start: 12:15 Flag 13:10 End: 13:15

Blancpain GT Series Asia 2017

PAID PRACTICE - THURSDAY - TEST SESSION 1 - SECTOR ANALYSIS



SECTOR 1 = FL to I1, SECTOR 2 = I1 to I2 SECTOR 3 = I2 to I3, SECTOR 4 = I3 to FL, DIFF = Difference To Personal Best Lap, P = Crossed Finish Line in Pit Lane, D = Time Disallowed

4 - D2	27.369	33.285	42.218	36.309	231.2	2:19.181	(2)	143.37	0.283	12:33:58.921
5 - D2	27.536	33.250	42.173	IN PIT	232.2	2:22.341	P	140.19	3.443	12:36:21.262
6 - D2	OUTLAP	33.564	42.591	36.576		6:06.480		54.44	3:47.582	12:42:27.742
7 - D2	27.282	33.310	42.327	36.292	231.2	2:19.211	(3)	143.34	0.313	12:44:46.953
8 - D2	27.341	33.389	43.186	IN PIT	232.2	2:23.728	P	138.83	4.830	12:47:10.681
9 - D2	OUTLAP	33.655	42.709	IN PIT		3:49.937	P	86.78	1:31.039	12:51:00.618
10 - D1	OUTLAP	35.593	44.500	37.672		4:52.941		68.11	2:34.043	12:55:53.559
11 - D1	28.739	34.668	44.117	37.455	231.2	2:24.979		137.63	6.081	12:58:18.538
12 - D1	28.586	33.737	43.333	37.011	231.7	2:22.667		139.86	3.769	13:00:41.205
13 - D1	28.181	33.631	42.917	36.952	231.7	2:21.681		140.84	2.783	13:03:02.886
14 - D1	27.995	33.098	43.404	37.393	231.7	2:21.890		140.63	2.992	13:05:24.776
15 - D1	29.367	33.829	42.793	36.393	231.2	2:22.382		140.14	3.484	13:07:47.158
16 - D1	27.591	32.547	42.410	36.350	232.7	2:18.898	(1)	143.66		13:10:06.056
17 - D1	28.593	33.322	42.684	IN PIT	225.4	2:24.569	P	138.02	5.671	13:12:30.625

P13 18 Pro/An KCMG

Audi R8 LMS GT3

IDEAL LAP TIME : 2:19.032

BEST LAP TIME : 2:19.032

DIFFERENCE : 0.000

D1: Sanghwi Rick YOON

D2: Martin RUMP

LAP	SECTOR 1	SECTOR 2	SECTOR 3	SECTOR 4	SPEED TRAP	LAP TIME	KPH	DIFF	TIME OF DAY	
1 - D2	OUTLAP	41.786	48.773	IN PIT			P		12:20:27.112	
2 - D2	OUTLAP	35.255	43.459	38.271		3:54.625	85.04	1:35.593	12:24:21.737	
3 - D2	29.403	33.883	43.248	37.916	205.7	2:24.450	138.14	5.418	12:26:46.187	
4 - D2	27.636	33.500	43.133	37.490	233.2	2:21.759	140.76	2.727	12:29:07.946	
5 - D2	27.355	33.414	43.204	36.592	234.2	2:20.565	(3)	141.96	1.533	12:31:28.511
6 - D2	32.719	39.682	48.359	44.540	146.1	2:45.300	120.71	26.268	12:34:13.811	
7 - D2	27.302	33.049	42.644	36.550	234.7	2:19.545	(2)	142.99	0.513	12:36:33.356
8 - D2	30.594	41.166	48.068	38.711	179.1	2:38.539	125.86	19.507	12:39:11.895	
9 - D2	27.123	32.996	42.509	36.404	235.8	2:19.032	(1)	143.52		12:41:30.927
10 - D2	31.429	39.747	48.758	IN PIT	170.8	2:45.160	P	120.82	26.128	12:44:16.087
11 - D2	OUTLAP	35.429	44.159	37.900		8:10.055	40.71	5:51.023	12:52:26.142	
12 - D2	28.711	34.386	43.211	36.933	233.7	2:23.241	139.30	4.209	12:54:49.383	
13 - D2	27.606	33.666	43.730	37.401	234.7	2:22.403	140.12	3.371	12:57:11.786	
14 - D2	27.540	33.898	44.067	37.540	235.2	2:23.045	139.50	4.013	12:59:34.831	
15 - D2	28.117	34.028	44.499	IN PIT	235.2	2:30.424	P	132.65	11.392	13:02:05.255
16 - D2	OUTLAP	37.821	48.892	42.687		4:24.665	75.39	2:05.633	13:06:29.920	
17 - D2	29.207	34.643	45.180	37.313	236.3	2:26.343	136.35	7.311	13:08:56.263	
18 - D2	28.591	33.955	42.725	36.858	237.3	2:22.129	140.39	3.097	13:11:18.392	

P14 2 Pro/An FFF Racing Team By ACM

Lamborghini Huracan GT3

IDEAL LAP TIME : 2:18.844

BEST LAP TIME : 2:19.351

DIFFERENCE : 0.507

D1: ZHU Junhan

D2: Ho-Pin TUNG

LAP	SECTOR 1	SECTOR 2	SECTOR 3	SECTOR 4	SPEED TRAP	LAP TIME	KPH	DIFF	TIME OF DAY	
1 - D2	OUTLAP	37.451	48.463	40.442					12:19:05.376	
2 - D2	27.896	33.108	42.714	38.549	231.7	2:22.267	140.26	2.916	12:21:27.643	
3 - D2	27.763	32.892	42.665	37.116	235.2	2:20.436	(3)	142.09	1.085	12:23:48.079
4 - D2	27.726	32.982	42.130	36.761	234.7	2:19.599	(2)	142.94	0.248	12:26:07.678
5 - D2	27.685	33.252	41.983	36.431	235.2	2:19.351	(1)	143.19		12:28:27.029
6 - D2	27.538	33.579	42.474	IN PIT	235.2	2:24.124	P	138.45	4.773	12:30:51.153
7 - D1	OUTLAP	36.865	45.597	38.417		6:15.338	53.16	3:55.987	12:37:06.491	
8 - D1	27.861	34.639	43.223	37.479	233.2	2:23.202	139.34	3.851	12:39:29.693	
9 - D1	27.799	33.911	42.997	37.400	234.2	2:22.107	140.42	2.756	12:41:51.800	
10 - D1	28.029	33.684	43.550	37.290	233.2	2:22.553	139.98	3.202	12:44:14.353	
11 - D1	27.875	33.644	55.769	38.992	233.7	2:36.280	127.68	16.929	12:46:50.633	
12 - D1	28.051	34.459	43.949	IN PIT	233.2	2:28.937	P	133.98	9.586	12:49:19.570
13 - D1	OUTLAP	34.869	50.945	46.238		10:17.521	32.31	7:58.170	12:59:37.091	
14 - D1	28.295	34.482	43.597	37.525	233.2	2:23.899	138.67	4.548	13:02:00.990	
15 - D1	27.765	33.896	42.891	37.316	233.7	2:21.868	140.65	2.517	13:04:22.858	
16 - D1	29.088	33.942	43.641	37.218	234.2	2:23.889	138.68	4.538	13:06:46.747	
17 - D1	27.566	33.344	42.434	37.197	234.7	2:20.541	141.98	1.190	13:09:07.288	
18 - D1	27.844	33.176	43.000	36.836	234.2	2:20.856	141.66	1.505	13:11:28.144	

Weather / Track : Cloudy / Drying

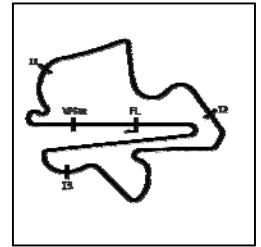
Sepang International Circuit

Circuit Length = 5.543 km

Start: 12:15 Flag 13:10 End: 13:15

Blancpain GT Series Asia 2017

PAID PRACTICE - THURSDAY - TEST SESSION 1 - SECTOR ANALYSIS



SECTOR 1 = FL to I1, SECTOR 2 = I1 to I2 SECTOR 3 = I2 to I3, SECTOR 4 = I3 to FL, DIFF = Difference To Personal Best Lap, P = Crossed Finish Line in Pit Lane, D = Time Disallowed

P15 99 Silver Craft Bamboo Racing		Porsche 911 GT3R							
IDEAL LAP TIME : 2:19.481		BEST LAP TIME : 2:19.784		DIFFERENCE : 0.303					
D1: Darryl O'YOUNG		D2: Peter LI							
LAP	SECTOR 1	SECTOR 2	SECTOR 3	SECTOR 4	SPEED TRAP	LAP TIME	KPH	DIFF	TIME OF DAY
1 - D1	OUTLAP	36.145	44.181	37.302					12:37:38.927
2 - D1	28.598	33.739	42.836	36.853	234.2	2:22.026	140.50	2.242	12:40:00.953
3 - D1	28.170	33.859	42.951	37.234	234.2	2:22.214	140.31	2.430	12:42:23.167
4 - D1	27.943	33.732	42.795	36.621	234.2	2:21.091 (2)	141.43	1.307	12:44:44.258
5 - D1	28.091	34.620	43.366	36.805	234.7	2:22.882	139.65	3.098	12:47:07.140
6 - D1	28.482	33.672	42.922	37.348	235.2	2:22.424	140.10	2.640	12:49:29.564
7 - D1	28.631	34.048	42.629	37.609	235.8	2:22.917	139.62	3.133	12:51:52.481
8 - D1	28.507	33.554	43.068	37.075	235.8	2:22.204	140.32	2.420	12:54:14.685
9 - D1	28.522	34.006	43.650	IN PIT	234.7	2:27.044 P	135.70	7.260	12:56:41.729
10 - D1	OUTLAP	35.930	46.273	37.778		5:31.948	60.11	3:12.164	13:02:13.677
11 - D1	27.936	33.762	43.435	36.956	234.7	2:22.089	140.43	2.305	13:04:35.766
12 - D1	28.460	33.409	42.728	37.400	235.2	2:21.997 (3)	140.52	2.213	13:06:57.763
13 - D1	27.865	33.197	41.996	36.726	235.2	2:19.784 (1)	142.75		13:09:17.547
14 - D1	27.667	33.757	42.332	IN PIT	236.8	2:29.391 P	133.57	9.607	13:11:46.938

P16 88 Silver Craft Bamboo Racing		Porsche 911 GT3R							
IDEAL LAP TIME : 2:19.378		BEST LAP TIME : 2:19.875		DIFFERENCE : 0.497					
D1: Jules GOUNON		D2: Joel CAMATHIAS							
LAP	SECTOR 1	SECTOR 2	SECTOR 3	SECTOR 4	SPEED TRAP	LAP TIME	KPH	DIFF	TIME OF DAY
1 - D2	OUTLAP	35.370	44.760	37.467					12:38:04.343
2 - D2	28.382	33.732	43.097	37.024	234.2	2:22.235	140.29	2.360	12:40:26.578
3 - D2	27.932	33.648	42.840	36.906	233.7	2:21.326 (3)	141.19	1.451	12:42:47.904
4 - D2	27.868	33.671	43.105	36.969	235.8	2:21.613	140.91	1.738	12:45:09.517
5 - D2	27.377	33.394	42.794	36.779	235.2	2:20.344 (2)	142.18	0.469	12:47:29.861
6 - D2	27.791	33.610	42.832	IN PIT	236.8	2:26.339 P	136.36	6.464	12:49:56.200
7 - D2	OUTLAP	33.367	42.966	37.074		5:45.789	57.70	3:25.914	12:55:41.989
8 - D2	27.667	33.080	42.530	36.598	235.2	2:19.875 (1)	142.66		12:58:01.864
9 - D2	27.598	33.262	42.909	IN PIT	235.8	2:24.099 P	138.47	4.224	13:00:25.963
10 - D2	OUTLAP	38.082	47.128	38.184		5:35.698	59.44	3:15.823	13:06:01.661
11 - D2	29.919	34.930	45.328	37.284	234.7	2:27.461	135.32	7.586	13:08:29.122
12 - D2	28.924	34.018	44.069	36.391	236.3	2:23.402	139.15	3.527	13:10:52.524

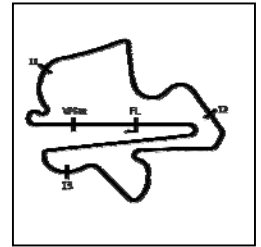
P17 19 Am/Ar KCMG		Audi R8 LMS GT3							
IDEAL LAP TIME : 2:20.310		BEST LAP TIME : 2:20.310		DIFFERENCE : 0.000					
D1: Naoto TAKEDA		D2: Tatumya SHIRASAKA							
LAP	SECTOR 1	SECTOR 2	SECTOR 3	SECTOR 4	SPEED TRAP	LAP TIME	KPH	DIFF	TIME OF DAY
1 - D2	OUTLAP	37.129	46.446	38.759					12:24:37.642
2 - D2	30.408	34.867	44.796	37.438	195.6	2:27.509	135.27	7.199	12:27:05.151
3 - D2	28.493	34.075	43.222	37.096	233.2	2:22.886	139.65	2.576	12:29:28.037
4 - D2	28.281	33.357	43.194	36.831	235.8	2:21.663 (2)	140.86	1.353	12:31:49.700
5 - D2	28.364	33.322	43.106	37.224	234.2	2:22.016 (3)	140.51	1.706	12:34:11.716
6 - D2	28.050	33.505	49.891	40.768	234.2	2:32.214	131.09	11.904	12:36:43.930
7 - D2	31.700	36.316	46.194	37.259	169.5	2:31.469	131.74	11.159	12:39:15.399
8 - D2	27.616	33.140	42.858	36.696	236.3	2:20.310 (1)	142.21		12:41:35.709
9 - D2	28.957	34.430	43.842	IN PIT	236.3	2:30.515 P	132.57	10.205	12:44:06.224
10 - D2	OUTLAP	35.375	43.753	37.828		5:49.262	57.13	3:28.952	12:49:55.486
11 - D2	28.353	33.834	43.380	37.211	235.8	2:22.778	139.76	2.468	12:52:18.264
12 - D2	28.526	33.780	42.911	38.141	234.2	2:23.358	139.19	3.048	12:54:41.622
13 - D2	28.309	34.002	43.010	39.154	234.2	2:24.475	138.11	4.165	12:57:06.097
14 - D2	28.731	34.170	44.202	37.899	233.7	2:25.002	137.61	4.692	12:59:31.099
15 - D2	28.555	34.031	44.767	IN PIT	233.2	2:31.184 P	131.99	10.874	13:02:02.283
16 - D2	OUTLAP	38.966	48.769	39.626		6:29.828	51.18	4:09.518	13:08:32.111
17 - D2	29.984	34.818	43.123	37.990	235.8	2:25.915	136.75	5.605	13:10:58.026

Weather / Track : Cloudy / Drying

Sepang International Circuit
 Circuit Length = 5.543 km
 Start: 12:15 Flag 13:10 End: 13:15

Blancpain GT Series Asia 2017

PAID PRACTICE - THURSDAY - TEST SESSION 1 - SECTOR ANALYSIS



SECTOR 1 = FL to I1, SECTOR 2 = I1 to I2 SECTOR 3 = I2 to I3, SECTOR 4 = I3 to FL, DIFF = Difference To Personal Best Lap, P = Crossed Finish Line in Pit Lane, D = Time Disallowed

P18 27 Am/Arr X-One Racing Team		Lamborghini Huracan GT3							
IDEAL LAP TIME : 2:19.525		BEST LAP TIME : 2:20.744		DIFFERENCE : 1.219					
D1: Vincent WONG		D2: Andrew HARYANTO							
LAP	SECTOR 1	SECTOR 2	SECTOR 3	SECTOR 4	SPEED TRAP	LAP TIME	KPH	DIFF	TIME OF DAY
1 - D1	OUTLAP	37.575	2:25.494	39.398					12:21:51.952
2 - D1	28.792	34.853	44.575	40.386	228.8	2:28.606	134.27	7.862	12:24:20.558
3 - D1	28.826	34.472	43.575	37.474	212.1	2:24.347	138.24	3.603	12:26:44.905
4 - D1	28.408	33.349	43.439	37.082	233.7	2:22.278	140.25	1.534	12:29:07.183
5 - D1	27.545	33.303	44.970	IN PIT	233.2	2:29.169	P 133.77	8.425	12:31:36.352
6 - D1	OUTLAP	33.341	42.832	36.941		4:48.841	69.08	2:28.097	12:36:25.193
7 - D1	27.676	33.345	43.664	37.294	233.2	2:21.979	(3) 140.54	1.235	12:38:47.172
8 - D1	27.421	34.330	43.041	37.202	234.2	2:21.994	140.53	1.250	12:41:09.166
9 - D1	27.868	33.951	42.973	55.969	233.7	2:40.761	124.12	20.017	12:43:49.927
10 - D1	27.916	34.480	43.194	IN PIT	235.2	2:30.306	P 132.76	9.562	12:46:20.233
11 - D1	OUTLAP	36.973	45.198	IN PIT		5:04.860	P 65.45	2:44.116	12:51:25.093
12 - D1	OUTLAP	35.066	45.142	37.030		3:41.104	90.25	1:20.360	12:55:06.197
13 - D1	28.202	34.792	45.390	40.099	234.2	2:28.483	134.39	7.739	12:57:34.680
14 - D1	27.695	34.407	43.354	36.871	234.2	2:22.327	140.20	1.583	12:59:57.007
15 - D1	27.727	34.161	43.984	39.664	234.7	2:25.536	137.11	4.792	13:02:22.543
16 - D1	27.958	33.766	43.394	IN PIT	235.2	2:27.034	P 135.71	6.290	13:04:49.577
17 - D1	OUTLAP	33.814	43.150	37.734		2:45.574	120.51	24.830	13:07:35.151
18 - D1	27.934	33.561	42.331	36.918	234.7	2:20.744	(1) 141.78		13:09:55.895
19 - D1	27.611	33.278	43.860	36.495	233.2	2:21.244	(2) 141.27	0.500	13:12:17.139

P19 91 Silver FIST - Team AAI		BMW M6 GT3							
IDEAL LAP TIME : 2:20.332		BEST LAP TIME : 2:20.830		DIFFERENCE : 0.498					
D1: Ollie MILLROY		D2: Jesse KROHN							
LAP	SECTOR 1	SECTOR 2	SECTOR 3	SECTOR 4	SPEED TRAP	LAP TIME	KPH	DIFF	TIME OF DAY
1 - D1	OUTLAP	36.026	45.508	38.557					12:20:28.571
2 - D1	29.576	35.378	44.516	39.856	219.0	2:29.326	133.63	8.496	12:22:57.897
3 - D1	29.167	34.197	43.354	37.478	227.3	2:24.196	138.38	3.366	12:25:22.093
4 - D1	28.590	33.726	49.377	44.209	230.2	2:35.902	127.99	15.072	12:27:57.995
5 - D1	28.650	33.333	42.921	IN PIT	230.7	2:25.183	P 137.44	4.353	12:30:23.178
6 - D2	OUTLAP	33.665	43.013	IN PIT		10:43.047	P 31.03	8:22.217	12:41:06.225
7 - D2	OUTLAP	33.237	42.979	37.316		11:42.179	28.41	9:21.349	12:52:48.404
8 - D2	28.191	33.206	42.727	37.289	229.7	2:21.413	(3) 141.11	0.583	12:55:09.817
9 - D2	27.918	33.400	44.271	IN PIT	231.7	2:25.269	P 137.36	4.439	12:57:35.086
10 - D1	OUTLAP	33.878	43.025	37.589		3:51.552	86.17	1:30.722	13:01:26.638
11 - D1	28.227	33.499	42.713	37.513	232.7	2:21.952	140.57	1.122	13:03:48.590
12 - D1	27.857	33.462	42.554	37.355	231.7	2:21.228	(2) 141.29	0.398	13:06:09.818
13 - D1	27.745	33.172	42.160	37.753	232.2	2:20.830	(1) 141.69		13:08:30.648
14 - D1	27.727	33.894	43.292	37.273	233.2	2:22.186	140.34	1.356	13:10:52.834

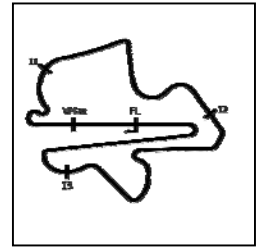
P20 90 Am/Arr FIST - Team AAI		BMW M6 GT3							
IDEAL LAP TIME : 2:21.509		BEST LAP TIME : 2:21.713		DIFFERENCE : 0.204					
D1: Jun San CHEN		D2: Lam YU							
LAP	SECTOR 1	SECTOR 2	SECTOR 3	SECTOR 4	SPEED TRAP	LAP TIME	KPH	DIFF	TIME OF DAY
1 - D2	OUTLAP	42.881	51.072	IN PIT					12:18:54.028
2 - D2	OUTLAP	37.028	43.843	37.947		2:59.518	111.15	37.805	12:21:53.546
3 - D2	29.268	34.236	43.807	38.820	197.8	2:26.131	136.55	4.418	12:24:19.677
4 - D2	28.165	34.583	8:12.751	IN PIT	212.5	10:04.212	P 33.02	7:42.499	12:34:23.889
5 - D2	OUTLAP	35.469	45.228	37.906		6:55.779	47.99	4:34.066	12:41:19.668
6 - D2	27.890	33.443	43.040	39.023	225.0	2:23.396	(3) 139.15	1.683	12:43:43.064
7 - D2	27.575	33.592	43.050	37.496	233.7	2:21.713	(1) 140.81		12:46:04.777
8 - D2	27.653	33.514	43.519	37.451	233.7	2:22.137	(2) 140.39	0.424	12:48:26.914
9 - D2	27.624	33.781	43.461	IN PIT	234.7	2:28.501	P 134.37	6.788	12:50:55.415
10 - D2	OUTLAP	37.940	45.750	39.671		6:23.998	51.96	4:02.285	12:57:19.413
11 - D2	29.051	35.019	45.350	38.883	232.7	2:28.303	134.55	6.590	12:59:47.716
12 - D2	28.441	35.009	45.491	39.171	233.7	2:28.112	134.72	6.399	13:02:15.828
13 - D2	28.536	35.891	45.543	38.505	233.7	2:28.475	134.39	6.762	13:04:44.303
14 - D2	28.284	34.692	45.072	38.719	233.7	2:26.767	135.96	5.054	13:07:11.070
15 - D2	28.696	34.594	44.164	38.440	234.7	2:25.894	136.77	4.181	13:09:36.964

Weather / Track : Cloudy / Drying

Sepang International Circuit
Circuit Length = 5.543 km
Start: 12:15 Flag 13:10 End: 13:15

Blancpain GT Series Asia 2017

PAID PRACTICE - THURSDAY - TEST SESSION 1 - SECTOR ANALYSIS



SECTOR 1 = FL to I1, SECTOR 2 = I1 to I2 SECTOR 3 = I2 to I3, SECTOR 4 = I3 to FL, DIFF = Difference To Personal Best Lap, P = Crossed Finish Line in Pit Lane, D = Time Disallowed
 16 - D2 28.609 35.111 44.129 IN PIT 234.7 2:34.321 P 129.30 12.608 13:12:11.285

P21 69 Am/Ar CMRT		Aston Martin Vantage GT3							
IDEAL LAP TIME : 2:23.192		BEST LAP TIME : 2:23.551		DIFFERENCE : 0.359					
D1: James CAI		D2: Kenneth LIM							
LAP	SECTOR 1	SECTOR 2	SECTOR 3	SECTOR 4	SPEED TRAP	LAP TIME	KPH	DIFF	TIME OF DAY
1 - D2	OUTLAP	35.268	46.545	IN PIT			P		12:20:47.299
2 - D2	OUTLAP	34.483	44.394	38.014		6:09.889	53.94	3:46.338	12:26:57.188
3 - D2	28.399	34.184	45.750	37.299	233.7	2:25.632	137.02	2.081	12:29:22.820
4 - D2	28.011	34.012	43.992	37.536	234.2	2:23.551 (1)	139.00		12:31:46.371
5 - D2	28.053	34.021	44.369	37.871	234.2	2:24.314	(2) 138.27	0.763	12:34:10.685
6 - D2	27.889	34.110	49.385	37.450	234.2	2:28.834	134.07	5.283	12:36:39.519
7 - D2	28.105	34.927	44.004	37.484	234.7	2:24.520	(3) 138.07	0.969	12:39:04.039
8 - D2	28.116	34.464	44.845	IN PIT	234.7	2:29.664	P 133.33	6.113	12:41:33.703
9 - D1	OUTLAP	36.235	46.341	39.345		5:38.189	59.00	3:14.638	12:47:11.892
10 - D1	29.070	34.730	45.608	38.054	233.7	2:27.462	135.32	3.911	12:49:39.354
11 - D1	29.013	34.953	45.319	38.399	233.2	2:27.684	135.11	4.133	12:52:07.038
12 - D1	28.606	35.346	44.962	38.796	232.7	2:27.710	135.09	4.159	12:54:34.748
13 - D1	29.044	34.777	47.407	38.995	232.7	2:30.223	132.83	6.672	12:57:04.971
14 - D1	28.463	34.521	44.638	38.934	233.2	2:26.556	136.15	3.005	12:59:31.527
15 - D1	28.909	34.506	44.624	IN PIT	234.2	4:13.129	P 78.83	1:49.578	13:03:44.656
16 - D1	OUTLAP	34.454	45.877	38.994		4:29.961	73.91	2:06.410	13:08:14.617
17 - D1	28.957	34.360	44.700	38.036	232.7	2:26.053	136.62	2.502	13:10:40.670

P22 117 INV EKS		Porsche Cayman GT4 Clubsport MR							
IDEAL LAP TIME : 2:26.445		BEST LAP TIME : 2:26.445		DIFFERENCE : 0.000					
D1: Swen HERBERGER		D2: Nazim AZMAN							
LAP	SECTOR 1	SECTOR 2	SECTOR 3	SECTOR 4	SPEED TRAP	LAP TIME	KPH	DIFF	TIME OF DAY
1 - D2	OUTLAP	41.702	58.468	41.869					12:41:00.612
2 - D2	32.759	39.512	48.438	42.765	215.1	2:43.474	122.06	17.029	12:43:44.086
3 - D2	31.453	38.168	48.140	40.957	212.5	2:38.718	(2) 125.72	12.273	12:46:22.804
4 - D2	30.473	37.926	48.578	42.643	214.7	2:39.620	(3) 125.01	13.175	12:49:02.424
5 - D2	31.636	38.540	51.562	IN PIT	214.2	2:50.471	P 117.05	24.026	12:51:52.895
6 - D2	OUTLAP	38.620	46.324	39.561		16:10.194	20.56	13:43.749	13:08:03.089
7 - D2	29.280	34.936	43.791	38.438	217.3	2:26.445 (1)	136.26		13:10:29.534

P23 17 GT4 Tawain Top Speed Racing Team		Porsche Cayman GT4 Clubsport MR							
IDEAL LAP TIME : 2:32.462		BEST LAP TIME : 2:32.794		DIFFERENCE : 0.332					
D1: Jeremy WANG		D2: Keo CHANG							
LAP	SECTOR 1	SECTOR 2	SECTOR 3	SECTOR 4	SPEED TRAP	LAP TIME	KPH	DIFF	TIME OF DAY
1 - D2	OUTLAP	38.189	47.750	41.108					12:19:41.584
2 - D2	30.369	37.176	49.463	40.535	213.8	2:37.543	126.66	4.749	12:22:19.127
3 - D2	30.110	38.145	46.220	41.948	215.5	2:36.423	127.56	3.629	12:24:55.550
4 - D2	31.340	37.481	49.085	40.270	215.5	2:38.176	126.15	5.382	12:27:33.726
5 - D2	29.679	36.603	46.290	40.222	215.5	2:32.794 (1)	130.59		12:30:06.520
6 - D2	31.372	44.820	53.017	40.635	214.7	2:49.844	117.48	17.050	12:32:56.364
7 - D2	30.188	37.639	49.313	51.434	215.1	2:48.574	118.37	15.780	12:35:44.938
8 - D2	30.025	37.038	47.939	41.665	214.7	2:36.667	127.37	3.873	12:38:21.605
9 - D2	30.094	36.932	47.820	41.083	215.1	2:35.929	(3) 127.97	3.135	12:40:57.534
10 - D2	36.797	40.155	48.840	41.542	187.1	2:47.334	119.25	14.540	12:43:44.868
11 - D2	31.367	38.449	48.376	41.721	214.2	2:39.913	124.78	7.119	12:46:24.781
12 - D2	30.265	37.696	49.165	IN PIT	215.5	2:49.222	P 117.92	16.428	12:49:14.003
13 - D2	OUTLAP	43.705	58.454	39.960		6:03.517	54.89	3:30.723	12:55:17.520
14 - D2	29.763	36.769	46.810	40.268	216.0	2:33.610	(2) 129.90	0.816	12:57:51.130
15 - D2	34.222	47.249	56.574	IN PIT	206.5	3:14.845	P 102.41	42.051	13:01:05.975

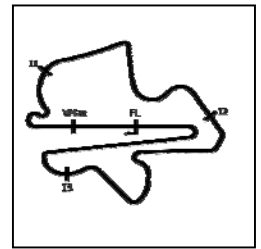
P24 10 GT4 EKS		Porsche Cayman GT4 Clubsport MR							
IDEAL LAP TIME : 2:31.962		BEST LAP TIME : 2:32.979		DIFFERENCE : 1.017					
D1: Eric LO		D2: Byron TONG							
LAP	SECTOR 1	SECTOR 2	SECTOR 3	SECTOR 4	SPEED TRAP	LAP TIME	KPH	DIFF	TIME OF DAY
1 - D1	OUTLAP	42.565	52.833	44.594					12:18:39.893

Weather / Track : Cloudy / Drying

Sepang International Circuit
 Circuit Length = 5.543 km
 Start: 12:15 Flag 13:10 End: 13:15

Blancpain GT Series Asia 2017

PAID PRACTICE - THURSDAY - TEST SESSION 1 - SECTOR ANALYSIS



SECTOR 1 = FL to I1, SECTOR 2 = I1 to I2 SECTOR 3 = I2 to I3, SECTOR 4 = I3 to FL, DIFF = Difference To Personal Best Lap, P = Crossed Finish Line in Pit Lane, D = Time Disallowed

2 - D1	31.332	38.260	49.203	40.156	210.1	2:38.951	(2)	125.54	5.972	12:21:18.844
3 - D1	30.226	38.428	49.372	IN PIT	215.1	2:44.090	P	121.60	11.111	12:24:02.934
4 - D2	OUTLAP	37.354	47.443	39.934		6:07.834		54.24	3:34.855	12:30:10.768
5 - D2	29.213	37.335	47.003	39.428	215.5	2:32.979	(1)	130.44		12:32:43.747
6 - D2	30.096	36.867	46.609	IN PIT	215.5	2:36.161	P	127.78	3.182	12:35:19.908
7 - D2	OUTLAP	36.733	46.866	40.042		13:40.689		24.31	11:07.710	12:49:00.597
8 - D2	29.706	36.712	47.168	IN PIT	214.2	2:36.708	P	127.33	3.729	12:51:37.305

P25 89 GT4 HubAuto Racing

Porsche Cayman GT4 Clubsport MR

IDEAL LAP TIME : 2:32.904 BEST LAP TIME : 2:33.317 DIFFERENCE : 0.413

D1: Ringo CHONG D2: Alan YEO

LAP	SECTOR 1	SECTOR 2	SECTOR 3	SECTOR 4	SPEED TRAP	LAP TIME	KPH	DIFF	TIME OF DAY	
1 - D2	OUTLAP	38.015	47.008	40.106					12:22:11.609	
2 - D2	29.971	36.508	46.657	40.181	209.7	2:33.317	(1)	130.15	12:24:44.926	
3 - D2	29.882	36.795	46.785	40.143	216.4	2:33.605	(2)	129.90	0.288	12:27:18.531
4 - D2	30.055	37.075	47.056	40.283	214.2	2:34.469	(3)	129.18	1.152	12:29:53.000
5 - D2	29.849	37.320	46.748	IN PIT	214.7	2:38.398	P	125.97	5.081	12:32:31.398
6 - D2	OUTLAP	40.147	47.821	40.604		10:10.141		32.70	7:36.824	12:42:41.539
7 - D2	29.633	36.975	48.596	40.574	215.5	2:35.778		128.09	2.461	12:45:17.317
8 - D2	29.996	37.244	48.120	40.600	215.5	2:35.960		127.94	2.643	12:47:53.277
9 - D2	29.696	37.496	47.441	IN PIT	215.1	2:42.848	P	122.53	9.531	12:50:36.125

P26 11 GT4 TTR Team SARD

Porsche Cayman GT4 Clubsport MR

IDEAL LAP TIME : 2:33.071 BEST LAP TIME : 2:34.224 DIFFERENCE : 1.153

D1: Tony FONG D2: Terrence TSE

LAP	SECTOR 1	SECTOR 2	SECTOR 3	SECTOR 4	SPEED TRAP	LAP TIME	KPH	DIFF	TIME OF DAY	
1 - D2	OUTLAP	44.289	48.838	40.727					12:18:46.325	
2 - D2	30.270	36.380	47.524	40.050	214.2	2:34.224	(1)	129.38	12:21:20.549	
3 - D2	30.417	37.112	49.377	41.183	213.8	2:38.089		126.22	3.865	12:23:58.638
4 - D2	29.796	36.192	49.557	39.909	214.2	2:35.454	(2)	128.36	1.230	12:26:34.092
5 - D2	32.212	36.270	47.174	41.604	214.2	2:37.260		126.89	3.036	12:29:11.352
6 - D2	30.775	36.625	48.746	43.195	214.7	2:39.341		125.23	5.117	12:31:50.693
7 - D2	30.331	37.429	48.540	40.728	214.7	2:37.028	(3)	127.07	2.804	12:34:27.721
8 - D2	30.416	36.709	49.287	IN PIT	214.7	2:44.444	P	121.34	10.220	12:37:12.165
9 - D1	OUTLAP	41.133	53.217	43.508		7:15.170		45.85	4:40.946	12:44:27.335
10 - D1	33.829	39.226	49.189	44.117	188.4	2:46.361		119.94	12.137	12:47:13.696
11 - D1	31.838	37.903	48.573	42.263	206.8	2:40.577		124.26	6.353	12:49:54.273
12 - D1	32.364	38.552	48.042	40.645	214.2	2:39.603		125.02	5.379	12:52:33.876
13 - D1	32.311	37.825	55.189	IN PIT	206.5	3:03.713	P	108.61	29.489	12:55:37.589

Weather / Track : Cloudy / Drying

Sepang International Circuit

Circuit Length = 5.543 km

Start: 12:15 Flag 13:10 End: 13:15

Blancpain GT Series Asia 2017

PAID PRACTICE - THURSDAY - TEST SESSION 1 - BEST SPEEDS

POS	NO	NAME	VMAX	KPH
1	1	FFF Racing Team By ACM		238.9
2	888	GruppeM		238.4
3	38	Spirit of Race		238.4
4	13	Milestone Racing		237.8
5	66	Vincenzo Sospiri Racing		237.8
6	39	Spirit of Race		237.8
7	86	OD Racing Team		237.3
8	18	KCMG		237.3
9	6	Team Audi R8 LMS Cup		236.8
10	99	Craft Bamboo Racing		236.8
11	88	Craft Bamboo Racing		236.8
12	19	KCMG		236.3
13	999	GruppeM		235.8
14	37	BBT		235.8
15	5	Audi Hong Kong		235.2
16	2	FFF Racing Team By ACM		235.2
17	27	X-One Racing Team		235.2
18	90	FIST - Team AAI		234.7
19	69	CMRT		234.7
20	91	FIST - Team AAI		233.2
21	12	Clearwater Racing		232.7
22	117	EKS		217.3
23	89	HubAuto Racing		216.4
24	17	Tawain Top Speed Racing Team		216.0
25	10	EKS		215.5
26	11	TTR Team SARD		214.7

Weather / Track : Cloudy / Drying

Results can be found at www.tsl-timing.com

Sepang International Circuit
Circuit Length = 5.543 km
Start: 12:15 Flag 13:10 End: 13:15

Printed - 13:18 Thursday, 06 April 2017

Blancpain GT Series Asia 2017

PAID PRACTICE - THURSDAY - TEST SESSION 1 - BEST SECTORS

SECTOR 1				SECTOR 2				SECTOR 3				SECTOR 4				IDEAL / BEST COMPARISON		
POS	NO	NAME	TIME	NO	NAME	TIME	NO	NAME	TIME	NO	NAME	TIME	NO	NAME	IDEAL	BEST	DIFF	
1	888	GruppeM	26.702	13	Milesto	31.290	888	GruppeM	38.811	13	Milesto	34.961	1	888	GruppeM	2:12.051	2:12.051	0.000
2	13	Milesto	26.829	66	Vincenz	31.458	13	Milesto	39.270	888	GruppeM	34.996	2	13	Milestone Racing	2:12.350	2:12.350	0.000
3	5	Audi Ho	26.834	888	GruppeM	31.542	66	Vincenz	39.434	66	Vincenz	35.032	3	66	Vincenzo Sospiri Racing	2:12.976	2:12.976	0.000
4	6	Team Au	26.926	999	GruppeM	32.354	86	OD Raci	40.781	86	OD Raci	35.546	4	86	OD Racing Team	2:16.003	2:17.461	1.458
5	39	Spirit	27.023	6	Team Au	32.379	999	GruppeM	41.283	39	Spirit	35.999	5	6	Team Audi R8 LMS Cup	2:16.745	2:17.111	0.366
6	66	Vincenz	27.052	12	Clearwa	32.547	6	Team Au	41.320	6	Team Au	36.120	6	999	GruppeM	2:16.926	2:17.538	0.612
7	1	FFF Rac	27.059	5	Audi Ho	32.580	5	Audi Ho	41.380	999	GruppeM	36.128	7	5	Audi Hong Kong	2:17.062	2:17.632	0.570
8	37	BBT	27.081	86	OD Raci	32.588	39	Spirit	41.735	1	FFF Rac	36.229	8	39	Spirit of Race	2:17.413	2:17.525	0.112
9	86	OD Raci	27.088	39	Spirit	32.656	1	FFF Rac	41.780	5	Audi Ho	36.268	9	1	FFF Racing Team By ACM	2:18.053	2:18.601	0.548
10	18	KCMG	27.123	37	BBT	32.688	2	FFF Rac	41.983	37	BBT	36.269	10	37	BBT	2:18.074	2:18.228	0.154
11	38	Spirit	27.154	38	Spirit	32.738	99	Craft B	41.996	12	Clearwa	36.292	11	12	Clearwater Racing	2:18.191	2:18.898	0.707
12	999	GruppeM	27.161	2	FFF Rac	32.892	38	Spirit	42.002	38	Spirit	36.374	12	38	Spirit of Race	2:18.268	2:18.480	0.212
13	12	Clearwa	27.179	1	FFF Rac	32.985	37	BBT	42.036	88	Craft B	36.391	13	2	FFF Racing Team By ACM	2:18.844	2:19.351	0.507
14	88	Craft B	27.377	18	KCMG	32.996	91	FIST -	42.160	18	KCMG	36.404	14	18	KCMG	2:19.032	2:19.032	0.000
15	27	X-One R	27.421	88	Craft B	33.080	12	Clearwa	42.173	2	FFF Rac	36.431	15	88	Craft Bamboo Racing	2:19.378	2:19.875	0.497
16	2	FFF Rac	27.538	19	KCMG	33.140	27	X-One R	42.331	27	X-One R	36.495	16	99	Craft Bamboo Racing	2:19.481	2:19.784	0.303
17	90	FIST -	27.575	91	FIST -	33.172	18	KCMG	42.509	99	Craft B	36.621	17	27	X-One Racing Team	2:19.525	2:20.744	1.219
18	19	KCMG	27.616	99	Craft B	33.197	88	Craft B	42.530	19	KCMG	36.696	18	19	KCMG	2:20.310	2:20.310	0.000
19	99	Craft B	27.667	27	X-One R	33.278	19	KCMG	42.858	91	FIST -	37.273	19	91	FIST - Team AAI	2:20.332	2:20.830	0.498
20	91	FIST -	27.727	90	FIST -	33.443	90	FIST -	43.040	69	CMRT	37.299	20	90	FIST - Team AAI	2:21.509	2:21.713	0.204
21	69	CMRT	27.889	69	CMRT	34.012	117	EKS	43.791	90	FIST -	37.451	21	69	CMRT	2:23.192	2:23.551	0.359
22	10	EKS	29.213	117	EKS	34.936	69	CMRT	43.992	117	EKS	38.438	22	117	EKS	2:26.445	2:26.445	0.000
23	117	EKS	29.280	11	TTR Tea	36.192	17	Tawain	46.220	10	EKS	39.428	23	10	EKS	2:31.962	2:32.979	1.017
24	89	HubAuto	29.633	89	HubAuto	36.508	10	EKS	46.609	11	TTR Tea	39.909	24	17	Tawain Top Speed Racing Te	2:32.462	2:32.794	0.332
25	17	Tawain	29.679	17	Tawain	36.603	89	HubAuto	46.657	17	Tawain	39.960	25	89	HubAuto Racing	2:32.904	2:33.317	0.413
26	11	TTR Tea	29.796	10	EKS	36.712	11	TTR Tea	47.174	89	HubAuto	40.106	26	11	TTR Team SARD	2:33.071	2:34.224	1.153

Weather / Track : Cloudy / Drying

Results can be found at www.tsl-timing.com

Sepang International Circuit
Circuit Length = 5.543 km
Start: 12:15 Flag 13:10 End: 13:15

Printed - 13:17 Thursday, 06 April 2017

Blancpain GT Series Asia 2017

PAID PRACTICE - THURSDAY - TEST SESSION 1 - DRIVER STATISTICS

POS	NO	CL	PIC	TEAM / DRIVERS	CAR	LAPS	RACE TIME	%	BEST	ON	KPH
1	888	Silver	1	GruppeM (HKG) Tim SUGDEN Jules SYMKOWIAK	Mercedes AMG-GT3	10 9 0	47:16.047 23:30.158 0.000	49.72 0.00	2:12.051	10	151.11 0
2	13	Pro/Am	1	Milestone Racing (HKG) Sun JINGZU Franky Cheng CONGFU	Audi R8 LMS GT3	18 0 17	54:42.570 0.000 43:28.937	0.00 79.48	2:12.350	18	150.77 0
3	66	Silver	2	Vincenzo Sospiri Racing (ITA) Martin KODRIC Sandy STUVIK	Lamborghini Huracan GT3	18 0 17	55:46.059 0.000 42:14.167	0.00 75.74	2:12.976	18	150.06 0
4	6	Pro/Am	2	Team Audi R8 LMS Cup (HKG) Alex AU Alex YOONG	Audi R8 LMS GT3	20 19 0	54:40.748 47:02.651 0.000	86.04 0.00	2:17.111	20	145.53 0
5	86	Silver	3	OD Racing Team (HKG) Mitchell GILBERT Aditja PATEL	Audi R8 LMS GT3	19 4 14	54:01.489 45:51.533 45:49.801	84.88 84.83	2:17.461	15	145.16 144.81
6	39	Pro/Am	3	Spirit of Race (CHN) Jiang XIN Massimiliano WISER	Ferrari 488 GT3	16 12 3	44:06.907 28:40.800 9:26.004	65.01 21.38	2:19.684	12	142.85 145.09
7	999	Pro/Am	4	GruppeM (HKG) Hunter ABBOTT Raffaele MARCIELLO	Mercedes AMG-GT3	14 9 4	52:47.272 33:11.416 11:36.383	62.87 21.99	2:17.676	14	144.94 145.08
8	5	Silver	4	Audi Hong Kong (HKG) Marchy LEE Shaun Thong Wei FUNG	Audi R8 LMS GT3	20 0 19	55:37.133 0.000 47:23.321	0.00 85.20	2:17.632	19	144.98 0
9	37	Pro/Am	5	BBT (CHN) Anthony LIU Davide RIZZO	Ferrari 488 GT3	15 0 14	39:46.741 0.000 35:12.132	0.00 88.49	2:18.228	14	144.36 0
10	38	Pro/Am	6	Spirit of Race (CHN) Nasrat MUZAYYIN Rui AGUAS	Ferrari 488 GT3	15 10 4	43:16.479 24:10.863 11:50.162	55.88 27.35	2:23.103	9	139.44 144.09
11	1	Silver	5	FFF Racing Team By ACM (CHN) Aidan READ Alberto DI FOLCO	Lamborghini Huracan GT3	20 7 12	55:37.672 16:22.298 30:36.854	29.43 55.03	2:18.601	19	143.97 143.55
12	12	Pro/Am	7	Clearwater Racing (SGP) Richard WEE Rob BELL	McLaren 650S GT3	17 8 8	47:52.705 45:24.658 21:02.264	94.85 43.94	2:18.898	16	143.66 143.37
13	18	Pro/Am	8	KCMG (HKG) Sanghwi Rick YOON Martin RUMP	Audi R8 LMS GT3	18 0 17	53:41.599 0.000 44:37.229	0.00 83.10	2:19.032	9	143.52 0
14	2	Pro/Am	9	FFF Racing Team By ACM (CHN) ZHU Junhan Ho-Pin TUNG	Lamborghini Huracan GT3	18 12 5	54:59.347 29:09.183 14:22.356	53.02 26.14	2:20.541	17	141.98 143.19
15	99	Silver	6	Craft Bamboo Racing (HKG) Darryl O'YOUNG Peter LI	Porsche 911 GT3R	14 13 0	36:36.208 33:32.122 0.000	91.62 0.00	2:19.784	13	142.75 0
16	88	Silver	7	Craft Bamboo Racing (HKG) Jules GOUNON Joel CAMATHIAS	Porsche 911 GT3R	12 0 11	35:11.733 0.000 28:37.665	0.00 81.34	2:19.875	8	142.66 0
17	19	Am/Am	1	KCMG (HKG) Naoto TAKEDA Tatuya SHIRASAKA	Audi R8 LMS GT3	17 0 16	48:52.626 0.000 41:34.441	0.00 85.06	2:20.310	8	142.21 0
18	27	Am/Am	2	X-One Racing Team (CHN) Vincent WONG Andrew HARYANTO	Lamborghini Huracan GT3	19 18 0	54:36.756 47:50.825 0.000	87.61 0.00	2:20.744	18	141.78 0
19	91	Silver	8	FIST - Team AAI (TPE) Ollie MILLROY Jesse KROHN	BMW M6 GT3	14 9 4	52:51.577 24:07.379 9:28.676	45.64 17.93	2:20.830	13	141.69 141.11

Sepang International Circuit

Circuit Length = 5.543 km

Start: 12:15 Flag 13:10 End: 13:15

Weather / Track : Cloudy / Drying

Blancpain GT Series Asia 2017

PAID PRACTICE - THURSDAY - TEST SESSION 1 - DRIVER STATISTICS

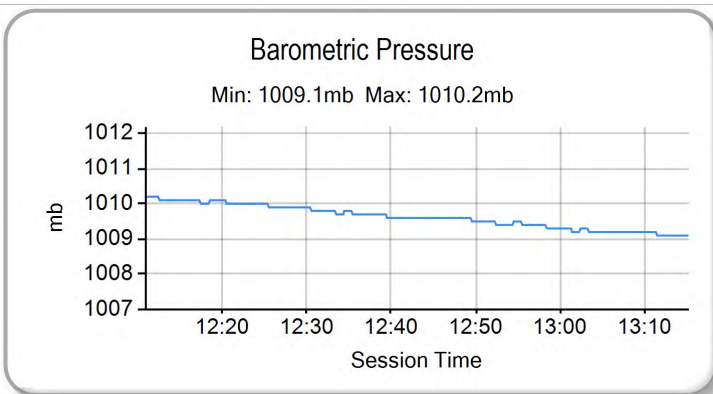
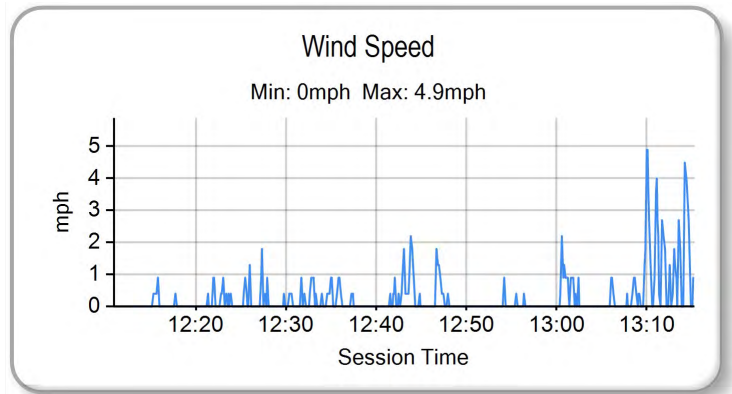
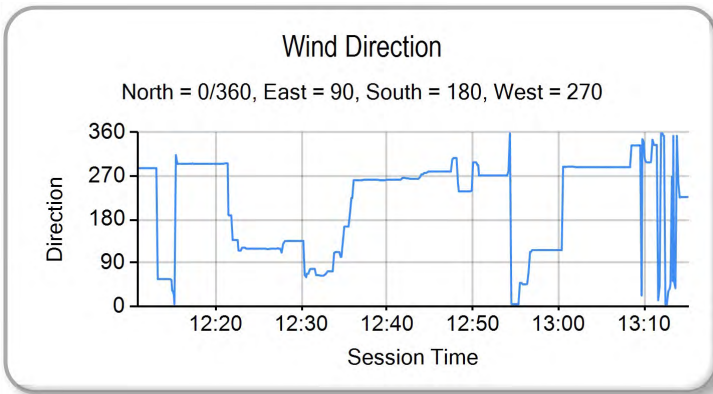
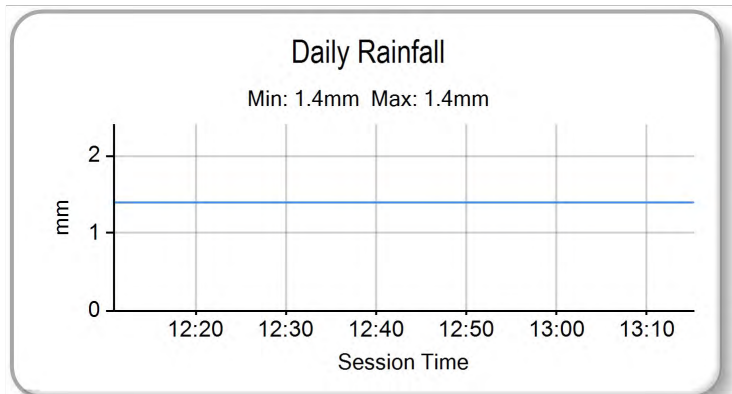
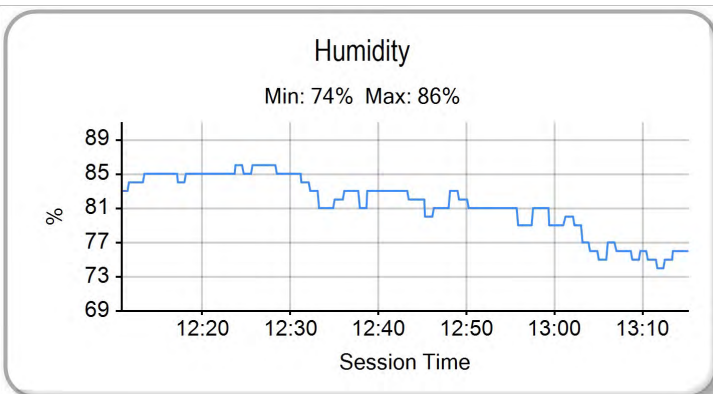
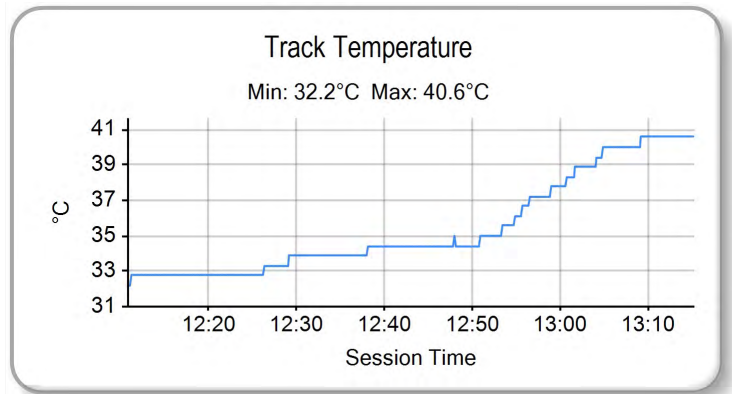
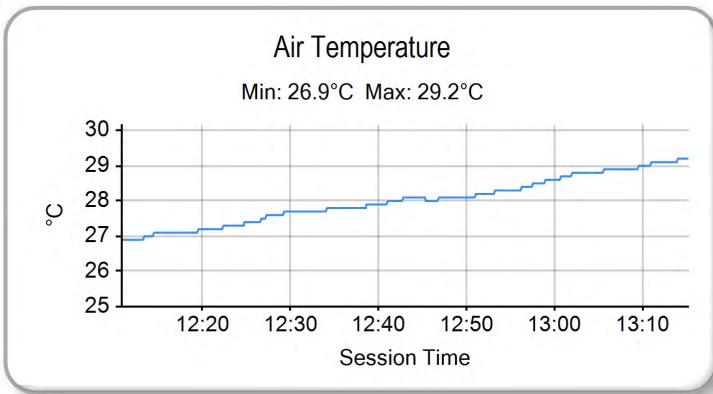
POS	NO	CL	PIC	TEAM / DRIVERS	CAR	LAPS	RACE TIME	%	BEST	ON	KPH
20	90	Am/Am	3	FIST - Team AAI (TPE) Jun San CHEN Lam YU	BMW M6 GT3	16	56:15.356				
						0	0.000	0.00		0	
						15	47:20.228	84.15	2:21.713	7	140.81
21	69	Am/Am	4	CMRT (SGP) James CAI Kenneth LIM	Aston Martin Vantage GT3	17	52:27.515				
						9	23:55.353	45.60	2:26.053	17	136.62
						7	19:32.480	37.25	2:23.551	4	139.00
22	117	INV	1	EKS (MYS) Swen HERBERGER Nazim AZMAN	Porsche Cayman GT4 Clubsport MR	7	32:22.048				
						0	0.000	0.00		0	
						6	18:43.212	57.84	2:26.445	7	136.26
23	17	GT4	1	Tawain Top Speed Racing Team (TPE) Jeremy WANG Keo CHANG	Porsche Cayman GT4 Clubsport MR	15	44:02.117				
						0	0.000	0.00		0	
						14	40:56.840	92.99	2:32.794	5	130.59
24	10	GT4	2	EKS (MYS) Eric LO Byron TONG	Porsche Cayman GT4 Clubsport MR	8	35:48.888				
						2	8:14.517	23.01	2:38.951	2	125.54
						5	12:54.906	36.06	2:32.979	5	130.44
25	89	GT4	3	HubAuto Racing (TPE) Ringo CHONG Alan YEO	Porsche Cayman GT4 Clubsport MR	9	30:58.182				
						0	0.000	0.00		0	
						8	23:27.737	75.76	2:33.317	2	130.15
26	11	GT4	4	TTR Team SARD (HKG) Tony FONG Terrence TSE	Porsche Cayman GT4 Clubsport MR	13	39:34.245				
						5	14:04.710	35.58	2:39.603	12	125.02
						7	21:08.821	53.44	2:34.224	2	129.38

Weather / Track : Cloudy / Drying

Sepang International Circuit
Circuit Length = 5.543 km
Start: 12:15 Flag 13:10 End: 13:15

Blancpain GT Series Asia 2017

PAID PRACTICE - THURSDAY - TEST SESSION 1 - WEATHER CONDITIONS



Weather / Track : Cloudy / Drying

Results can be found at www.tsl-timing.com

Sepang International Circuit
Circuit Length = 5.543 miles
Start: 12:15 Flag 13:10 End: 13:15

Printed - 13:19 Thursday, 06 April 2017

Blancpain GT Series Asia 2017

PAID PRACTICE - THURSDAY - TEST SESSION 2 - CLASSIFICATION

POS	NO	CL	PIC	TEAM / DRIVERS	CAR	TIME	ON	LAPS	GAP	DIFF	KPH
1	6	Pro/Am	1	Team Audi R8 LMS Cup (HKG) Alex AU / Alex YOONG	Audi R8 LMS GT3	2:04.306	22	22			160.52
2	86	Silver	1	OD Racing Team (HKG) Mitchell GILBERT / Adilja PATEL	Audi R8 LMS GT3	2:04.800	13	20	0.494	0.494	159.89
3	13	Pro/Am	2	Milestone Racing (HKG) Sun JINGZU / Franky Cheng CONGFU	Audi R8 LMS GT3	2:04.814	16	19	0.508	0.014	159.87
4	39	Pro/Am	3	Spirit of Race (CHN) Jiang XIN / Massimiliano WISER	Ferrari 488 GT3	2:04.834	3	18	0.528	0.020	159.85
5	18	Pro/Am	4	KCMG (HKG) Sanghwi Rick YOON / Martin RUMP	Audi R8 LMS GT3	2:04.881	9	22	0.575	0.047	159.79
6	888	Silver	2	GruppeM (HKG) Tim SUGDEN / Jules SYMKOWIAK	Mercedes AMG-GT3	2:04.970	7	21	0.664	0.089	159.67
7	37	Pro/Am	5	BBT (CHN) Anthony LIU / Davide RIZZO	Ferrari 488 GT3	2:04.984	7	16	0.678	0.014	159.65
8	999	Pro/Am	6	GruppeM (HKG) Hunter ABBOTT / Raffaele MARCIELLO (ITA)	Mercedes AMG-GT3	2:05.056	3	17	0.750	0.072	159.56
9	5	Silver	3	Audi Hong Kong (HKG) Marchy LEE / Shaun Thong Wei FUNG	Audi R8 LMS GT3	2:05.259	19	21	0.953	0.203	159.30
10	38	Pro/Am	7	Spirit of Race (CHN) Nasrat MUZAYYIN / Rui AGUAS	Ferrari 488 GT3	2:05.793	13	20	1.487	0.534	158.63
11	2	Pro/Am	8	FFF Racing Team By ACM (CHN) ZHU Junhan / Ho-Pin TUNG	Lamborghini Huracan GT3	2:05.835	3	19	1.529	0.042	158.57
12	99	Silver	4	Craft Bamboo Racing (HKG) Darryl O'YOUNG / Peter LI	Porsche 911 GT3R	2:06.013	15	22	1.707	0.178	158.35
13	1	Silver	5	FFF Racing Team By ACM (CHN) Aidan READ / Alberto DI FOLCO	Lamborghini Huracan GT3	2:06.065	19	20	1.759	0.052	158.28
14	66	Silver	6	Vincenzo Sospiri Racing (ITA) Martin KODRIC / Sandy STUVIK	Lamborghini Huracan GT3	2:06.223	12	19	1.917	0.158	158.09
15	88	Silver	7	Craft Bamboo Racing (HKG) Jules GOUNON / Joel CAMATHIAS	Porsche 911 GT3R	2:06.871	8	19	2.565	0.648	157.28
16	91	Silver	8	FIST - Team AAI (TPE) Ollie MILLROY / Jesse KROHN	BMW M6 GT3	2:07.087	7	20	2.781	0.216	157.01
17	19	Am/Am	1	KCMG (HKG) Naoto TAKEDA / Tatuya SHIRASAKA	Audi R8 LMS GT3	2:07.091	21	21	2.785	0.004	157.01
18	98	Pro/Am	9	Arrows Racing (HKG) Phillip MA / Fairuz FAUZY	Porsche 911 GT3R	2:07.961	8	19	3.655	0.870	155.94
19	12	Pro/Am	10	Clearwater Racing (SGP) Richard WEE / Rob BELL	McLaren 650S GT3	2:08.210	9	15	3.904	0.249	155.64
20	27	Am/Am	2	X-One Racing Team (CHN) Vincent WONG / Andrew HARYANTO	Lamborghini Huracan GT3	2:09.044	9	24	4.738	0.834	154.63
21	90	Am/Am	3	FIST - Team AAI (TPE) Jun San CHEN / Lam YU	BMW M6 GT3	2:09.429	2	20	5.123	0.385	154.17
22	69	Am/Am	4	CMRT (SGP) James CAI / Kenneth LIM	Aston Martin Vantage GT3	2:09.460	19	20	5.154	0.031	154.13
23	89	GT4	1	HubAuto Racing (TPE) Ringo CHONG / Alan YEO	Porsche Cayman GT4 Clubspor	2:19.039	4	15	14.733	9.579	143.51
24	117	INV	1	EKS (MYS) Swen HERBERGER / Nazim AZMAN	Porsche Cayman GT4 Clubspor	2:19.901	8	13	15.595	0.862	142.63
25	10	GT4	2	EKS (MYS) Eric LO / Byron TONG	Porsche Cayman GT4 Clubspor	2:20.848	9	20	16.542	0.947	141.67
26	17	GT4	3	Tawain Top Speed Racing Team (TPE) Jeremy WANG / Keo CHANG	Porsche Cayman GT4 Clubspor	2:21.767	7	19	17.461	0.919	140.75
27	11	GT4	4	TTR Team SARD (HKG) Tony FONG / Terrence TSE	Porsche Cayman GT4 Clubspor	2:24.083	5	17	19.777	2.316	138.49

Sepang International Circuit
Circuit Length = 5.543 km
Start: 16:15 Flag 17:10 End: 17:15

Weather / Track : Sunny / Dry

These results are provisional until the conclusion of any judicial and technical matters.

Clerk Of Course :

Timekeeper :

Blancpain GT Series Asia 2017

PAID PRACTICE - THURSDAY - COMBINED CLASSIFICATION

POS	NO	CL	PIC	NAME	ENTRY	FIRST		SECOND		GAP	DIFF
						TIME	LAPS	TIME	LAPS		
1	6	Pro/Am	1	Team Audi R8 LMS Cup	Audi R8 LMS GT3	2:17.111	20	2:04.306	22		
2	86	Silver	1	OD Racing Team	Audi R8 LMS GT3	2:17.461	19	2:04.800	20	0.494	0.494
3	13	Pro/Am	2	Milestone Racing	Audi R8 LMS GT3	2:12.350	18	2:04.814	19	0.508	0.014
4	39	Pro/Am	3	Spirit of Race	Ferrari 488 GT3	2:17.525	16	2:04.834	18	0.528	0.020
5	18	Pro/Am	4	KCMG	Audi R8 LMS GT3	2:19.032	18	2:04.881	22	0.575	0.047
6	888	Silver	2	GruppeM	Mercedes AMG-GT3	2:12.051	10	2:04.970	21	0.664	0.089
7	37	Pro/Am	5	BBT	Ferrari 488 GT3	2:18.228	15	2:04.984	16	0.678	0.014
8	999	Pro/Am	6	GruppeM	Mercedes AMG-GT3	2:17.538	14	2:05.056	17	0.750	0.072
9	5	Silver	3	Audi Hong Kong	Audi R8 LMS GT3	2:17.632	20	2:05.259	21	0.953	0.203
10	38	Pro/Am	7	Spirit of Race	Ferrari 488 GT3	2:18.480	15	2:05.793	20	1.487	0.534
11	2	Pro/Am	8	FFF Racing Team By ACM	Lamborghini Huracan GT3	2:19.351	18	2:05.835	19	1.529	0.042
12	99	Silver	4	Craft Bamboo Racing	Porsche 911 GT3R	2:19.784	14	2:06.013	22	1.707	0.178
13	1	Silver	5	FFF Racing Team By ACM	Lamborghini Huracan GT3	2:18.601	20	2:06.065	20	1.759	0.052
14	66	Silver	6	Vincenzo Sospiri Racing	Lamborghini Huracan GT3	2:12.976	18	2:06.223	19	1.917	0.158
15	88	Silver	7	Craft Bamboo Racing	Porsche 911 GT3R	2:19.875	12	2:06.871	19	2.565	0.648
16	91	Silver	8	FIST - Team AAI	BMW M6 GT3	2:20.830	14	2:07.087	20	2.781	0.216
17	19	Am/Am	1	KCMG	Audi R8 LMS GT3	2:20.310	17	2:07.091	21	2.785	0.004
18	98	Pro/Am	9	Arrows Racing	Porsche 911 GT3R		0	2:07.961	19	3.655	0.870
19	12	Pro/Am	10	Clearwater Racing	McLaren 650S GT3	2:18.898	17	2:08.210	15	3.904	0.249
20	27	Am/Am	2	X-One Racing Team	Lamborghini Huracan GT3	2:20.744	19	2:09.044	24	4.738	0.834
21	90	Am/Am	3	FIST - Team AAI	BMW M6 GT3	2:21.713	16	2:09.429	20	5.123	0.385
22	69	Am/Am	4	CMRT	Aston Martin Vantage GT3	2:23.551	17	2:09.460	20	5.154	0.031
23	89	GT4	1	HubAuto Racing	Porsche Cayman GT4 Clubsport MR	2:33.317	9	2:19.039	15	14.733	9.579
24	117	INV	1	EKS	Porsche Cayman GT4 Clubsport MR	2:26.445	7	2:19.901	13	15.595	0.862
25	10	GT4	2	EKS	Porsche Cayman GT4 Clubsport MR	2:32.979	8	2:20.848	20	16.542	0.947
26	17	GT4	3	Tawain Top Speed Racing Team	Porsche Cayman GT4 Clubsport MR	2:32.794	15	2:21.767	19	17.461	0.919
27	11	GT4	4	TTR Team SARD	Porsche Cayman GT4 Clubsport MR	2:34.224	13	2:24.083	17	19.777	2.316

Weather / Track : Sunny / Dry

These results are provisional until the conclusion of any judicial and technical matters.

Sepang International Circuit

Circuit Length = 5.543 km

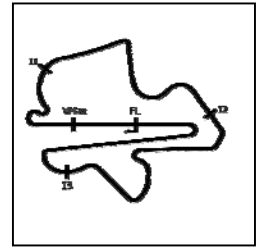
Start: 16:15 Flag 17:10 End: 17:15

Clerk Of Course :

Timekeeper :

Blancpain GT Series Asia 2017

PAID PRACTICE - THURSDAY - TEST SESSION 2 - SECTOR ANALYSIS



SECTOR 1 = FL to I1, SECTOR 2 = I1 to I2, SECTOR 3 = I2 to I3, SECTOR 4 = I3 to FL, DIFF = Difference To Personal Best Lap, P = Crossed Finish Line in Pit Lane, D = Time Disallowed

P1		6 Pro/An Team Audi R8 LMS Cup			Audi R8 LMS GT3				
IDEAL LAP TIME : 2:04.187		BEST LAP TIME : 2:04.306			DIFFERENCE : 0.119				
D1: Alex AU		D2: Alex YOONG							
LAP	SECTOR 1	SECTOR 2	SECTOR 3	SECTOR 4	SPEED TRAP	LAP TIME	KPH	DIFF	TIME OF DAY
1 - D2	OUTLAP	30.802	39.698	34.160					16:19:01.928
2 - D2	25.240	29.635	37.137	33.547				1.253	16:21:07.487
3 - D2	24.913	29.823	36.976	33.488	238.4	2:05.200 (3)	159.38	0.894	16:23:12.687
4 - D2	24.989	29.446	37.741	34.637	237.3	2:06.813	157.35	2.507	16:25:19.500
5 - D2	25.088	29.416	37.481	IN PIT	236.3	2:13.736 P	149.21	9.430	16:27:33.236
6 - D2	OUTLAP	34.530	39.878	35.076		5:23.006	61.77	3:18.700	16:32:56.242
7 - D2	25.856	31.654	39.328	38.729	236.8	2:15.567	147.19	11.261	16:35:11.809
8 - D2	25.685	30.051	38.654	34.452	237.3	2:08.842	154.87	4.536	16:37:20.651
9 - D2	25.878	29.966	40.033	35.143	238.4	2:11.020	152.30	6.714	16:39:31.671
10 - D2	25.733	29.998	38.120	34.306	236.8	2:08.157	155.70	3.851	16:41:39.828
11 - D2	25.691	29.509	38.506	40.261	237.8	2:13.967	148.95	9.661	16:43:53.795
12 - D2	25.496	30.721	39.423	35.188	237.3	2:10.828	152.52	6.522	16:46:04.623
13 - D2	25.442	30.248	38.571	IN PIT	237.3	2:12.506 P	150.59	8.200	16:48:17.129
14 - D2	OUTLAP	31.590	39.051	39.719		3:47.946	87.54	1:43.640	16:52:05.075
15 - D2	25.445	30.568	40.268	34.892	236.8	2:11.173	152.12	6.867	16:54:16.248
16 - D2	25.279	29.696	37.713	33.980	237.8	2:06.668	157.53	2.362	16:56:22.916
17 - D2	27.743	33.467	38.392	34.399	237.8	2:14.001	148.91	9.695	16:58:36.917
18 - D2	25.372	30.326	39.681	34.291	238.4	2:09.670	153.88	5.364	17:00:46.587
19 - D2	25.541	29.484	37.483	IN PIT	238.4	2:10.098 P	153.38	5.792	17:02:56.685
20 - D2	OUTLAP	30.998	37.389	33.932		4:19.262	76.96	2:14.956	17:07:15.947
21 - D2	24.856	29.227	36.870	33.580	238.4	2:04.533 (2)	160.23	0.227	17:09:20.480
22 - D2	24.722	29.114	36.863	33.607	237.8	2:04.306 (1)	160.52		17:11:24.786

P2		86 Silver OD Racing Team			Audi R8 LMS GT3				
IDEAL LAP TIME : 2:04.580		BEST LAP TIME : 2:04.800			DIFFERENCE : 0.220				
D1: Mitchell GILBERT		D2: Aditija PATEL							
LAP	SECTOR 1	SECTOR 2	SECTOR 3	SECTOR 4	SPEED TRAP	LAP TIME	KPH	DIFF	TIME OF DAY
1 - D1	OUTLAP	34.297	42.111	37.266					16:18:56.630
2 - D1	28.224	35.276	42.809	36.255	197.4	2:22.564	139.97	17.764	16:21:19.194
3 - D1	26.250	30.293	40.135	34.524	234.7	2:11.202	152.09	6.402	16:23:30.396
4 - D1	25.292	29.612	38.795	34.075	236.8	2:07.774	156.17	2.974	16:25:38.170
5 - D1	27.742	32.210	39.737	36.143	203.0	2:15.832	146.90	11.032	16:27:54.002
6 - D1	28.374	32.396	39.559	IN PIT	204.9	2:19.465 P	143.08	14.665	16:30:13.467
7 - D1	OUTLAP	31.936	40.104	IN PIT		3:11.100 P	104.42	1:06.300	16:33:24.567
8 - D1	OUTLAP	30.351	37.545	33.817		3:37.222	91.86	1:32.422	16:37:01.789
9 - D1	25.116	29.487	37.156	IN PIT	237.8	2:07.822 P	156.11	3.022	16:39:09.611
10 - D1	OUTLAP	29.675	37.400	33.739		3:03.570	108.70	58.770	16:42:13.181
11 - D1	25.508	30.158	37.183	IN PIT	237.3	2:07.989 P	155.91	3.189	16:44:21.170
12 - D1	OUTLAP	32.101	38.239	34.409		7:31.732	44.17	5:26.932	16:51:52.902
13 - D1	25.104	29.356	36.802	33.538	235.8	2:04.800 (1)	159.89		16:53:57.702
14 - D1	25.126	29.317	37.182	IN PIT	236.8	2:06.648 P	157.56	1.848	16:56:04.350
15 - D1	OUTLAP	30.997	39.041	33.983		5:03.808	65.68	2:59.008	17:01:08.158
16 - D1	25.278	29.942	37.161	33.903	238.4	2:06.284 (2)	158.01	1.484	17:03:14.442
17 - D1	24.923	29.868	37.806	33.947	238.4	2:06.544 (3)	157.69	1.744	17:05:20.986
18 - D1	26.346	30.362	37.199	36.284	237.3	2:10.191	153.27	5.391	17:07:31.177
19 - D1	25.023	29.554	39.127	34.131	237.3	2:07.835	156.09	3.035	17:09:39.012
20 - D1	25.048	29.507	37.679	IN PIT	238.4	2:08.602 P	155.16	3.802	17:11:47.614

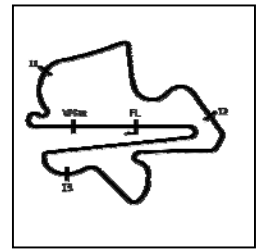
P3		13 Pro/An Milestone Racing			Audi R8 LMS GT3				
IDEAL LAP TIME : 2:04.538		BEST LAP TIME : 2:04.814			DIFFERENCE : 0.276				
D1: Sun JINGZU		D2: Franky Cheng CONGFU							
LAP	SECTOR 1	SECTOR 2	SECTOR 3	SECTOR 4	SPEED TRAP	LAP TIME	KPH	DIFF	TIME OF DAY
1 - D2	OUTLAP	36.614	49.705	43.234					16:19:17.762
2 - D2	28.576	32.859	42.972	IN PIT	217.3	2:35.351 P	128.44	30.537	16:21:53.113
3 - D1	OUTLAP	34.003	42.067	35.757		6:30.140	51.14	4:25.326	16:28:23.253
4 - D1	26.326	32.016	40.649	35.715	233.2	2:14.706	148.13	9.892	16:30:37.959
5 - D1	27.342	33.146	40.540	35.417	236.3	2:16.445	146.24	11.631	16:32:54.404
6 - D1	26.321	31.165	39.578	35.681	234.7	2:12.745	150.32	7.931	16:35:07.149

Weather / Track : Sunny / Dry

Sepang International Circuit
Circuit Length = 5.543 km
Start: 16:15 Flag 17:10 End: 17:15

Blancpain GT Series Asia 2017

PAID PRACTICE - THURSDAY - TEST SESSION 2 - SECTOR ANALYSIS



SECTOR 1 = FL to I1, SECTOR 2 = I1 to I2 SECTOR 3 = I2 to I3, SECTOR 4 = I3 to FL, DIFF = Difference To Personal Best Lap, P = Crossed Finish Line in Pit Lane, D = Time Disallowed

7 - D1	25.997	31.065	39.780	34.726	237.8	2:11.568	151.66	6.754	16:37:18.717
8 - D1	26.118	31.341	43.089	35.335	237.8	2:15.883	146.85	11.069	16:39:34.600
9 - D1	25.911	30.655	39.453	34.663	236.8	2:10.682	152.69	5.868	16:41:45.282
10 - D1	26.848	31.485	40.485	IN PIT	236.8	2:19.667	P 142.87	14.853	16:44:04.949
11 - D2	OUTLAP	30.577	37.850	41.580		5:21.720	62.02	3:16.906	16:49:26.669
12 - D2	25.401	29.808	37.286	33.915	236.3	2:06.410	157.85	1.596	16:51:33.079
13 - D2	25.223	29.579	37.032	33.586	236.3	2:05.420	(3) 159.10	0.606	16:53:38.499
14 - D2	25.340	31.171	38.269	IN PIT	237.8	2:12.738	P 150.33	7.924	16:55:51.237
15 - D2	OUTLAP	30.438	38.291	38.460		6:39.546	49.94	4:34.732	17:02:30.783
16 - D2	24.833	29.432	36.925	33.624	237.3	2:04.814	(1) 159.87		17:04:35.597
17 - D2	24.957	29.194	36.973	41.139	237.3	2:12.263	150.87	7.449	17:06:47.860
18 - D2	25.137	29.350	37.026	33.677	237.8	2:05.190	(2) 159.39	0.376	17:08:53.050
19 - D2	25.426	29.614	37.862	IN PIT	238.9	2:10.018	P 153.47	5.204	17:11:03.068

P4		39 Pro/An Spirit of Race			Ferrari 488 GT3				
IDEAL LAP TIME : 2:04.286		BEST LAP TIME : 2:04.834			DIFFERENCE : 0.548				
D1: Jiang XIN		D2: Massimiliano WISER							
LAP	SECTOR 1	SECTOR 2	SECTOR 3	SECTOR 4	SPEED TRAP	LAP TIME	KPH	DIFF	TIME OF DAY
1 - D2	OUTLAP	32.627	39.662	33.697					16:17:53.300
2 - D2	24.965	29.350	37.077	33.583	237.8	2:04.975	(3) 159.67	0.141	16:19:58.275
3 - D2	25.046	29.284	37.060	33.444	239.4	2:04.834	(1) 159.85		16:22:03.109
4 - D2	25.139	29.301	37.014	IN PIT	239.4	2:09.201	P 154.44	4.367	16:24:12.310
5 - D1	OUTLAP	31.561	39.311	34.248		4:28.159	74.41	2:23.325	16:28:40.469
6 - D1	25.372	30.341	38.609	34.354	238.4	2:08.676	155.07	3.842	16:30:49.145
7 - D1	25.332	29.836	39.336	33.912	239.4	2:08.416	155.39	3.582	16:32:57.561
8 - D1	25.430	30.138	38.640	34.566	239.4	2:08.774	154.95	3.940	16:35:06.335
9 - D1	25.314	29.952	38.597	IN PIT	239.4	2:12.293	P 150.83	7.459	16:37:18.628
10 - D1	OUTLAP	36.831	45.672	45.296		4:23.528	75.72	2:18.694	16:41:42.156
11 - D1	25.165	29.668	38.157	34.086	239.4	2:07.076	157.03	2.242	16:43:49.232
12 - D1	25.213	30.793	39.419	47.112	241.0	2:22.537	139.99	17.703	16:46:11.769
13 - D1	30.128	33.320	43.214	IN PIT	168.7	2:27.401	P 135.37	22.567	16:48:39.170
14 - D2	OUTLAP	30.819	37.732	33.475		7:05.081	46.94	5:00.247	16:55:44.251
15 - D2	25.106	29.118	36.847	33.766	239.4	2:04.837	(2) 159.84	0.003	16:57:49.088
16 - D2	25.624	29.172	36.759	33.910	236.8	2:05.465	159.04	0.631	16:59:54.553
17 - D2	25.481	29.987	37.320	33.832	241.0	2:06.620	157.59	1.786	17:02:01.173
18 - D2	25.262	32.022	38.464	IN PIT	240.5	2:14.593	P 148.26	9.759	17:04:15.766

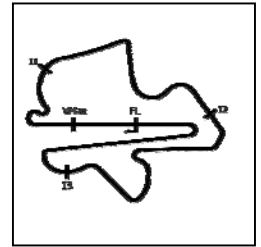
P5		18 Pro/An KCMG			Audi R8 LMS GT3				
IDEAL LAP TIME : 2:04.481		BEST LAP TIME : 2:04.881			DIFFERENCE : 0.400				
D1: Sanghwi Rick YOON		D2: Martin RUMP							
LAP	SECTOR 1	SECTOR 2	SECTOR 3	SECTOR 4	SPEED TRAP	LAP TIME	KPH	DIFF	TIME OF DAY
1 - D2	OUTLAP	31.544	37.646	33.411					16:18:07.562
2 - D2	25.577	29.371	37.106	34.028	236.8	2:06.082	158.26	1.201	16:20:13.644
3 - D2	25.553	29.476	37.434	IN PIT	236.8	2:08.351	P 155.47	3.470	16:22:21.995
4 - D2	OUTLAP	33.811	39.870	34.577		3:31.817	94.20	1:26.936	16:25:53.812
5 - D2	25.458	29.486	40.756	34.745	236.8	2:10.445	152.97	5.564	16:28:04.257
6 - D2	24.913	29.722	37.021	33.808	237.3	2:05.464	159.04	0.583	16:30:09.721
7 - D2	25.125	29.617	37.126	33.594	237.3	2:05.462	(3) 159.05	0.581	16:32:15.183
8 - D2	25.140	29.209	36.951	33.639	237.3	2:04.939	(2) 159.71	0.058	16:34:20.122
9 - D2	25.141	29.206	36.999	33.535	237.8	2:04.881	(1) 159.79		16:36:25.003
10 - D2	25.179	29.368	37.005	IN PIT	238.4	2:07.902	P 156.01	3.021	16:38:32.905
11 - D2	OUTLAP	34.256	39.472	IN PIT		2:47.606	P 119.05	42.725	16:41:20.511
12 - D2	OUTLAP	30.513	38.304	34.429		5:47.792	57.37	3:42.911	16:47:08.303
13 - D2	25.686	30.523	38.404	34.284	236.3	2:08.897	154.81	4.016	16:49:17.200
14 - D2	25.540	30.262	38.096	IN PIT	234.2	2:11.943	P 151.23	7.062	16:51:29.143
15 - D2	OUTLAP	33.099	40.069	34.624		4:21.320	76.36	2:16.439	16:55:50.463
16 - D2	25.270	30.523	37.487	34.286	236.8	2:07.566	156.42	2.685	16:57:58.029
17 - D2	25.436	29.746	37.469	33.990	237.3	2:06.641	157.56	1.760	17:00:04.670
18 - D2	26.304	30.195	37.985	34.138	237.8	2:08.622	155.14	3.741	17:02:13.292
19 - D2	25.436	29.854	37.493	33.967	237.3	2:06.750	157.43	1.869	17:04:20.042
20 - D2	25.298	29.615	37.561	34.362	237.3	2:06.836	157.32	1.955	17:06:26.878
21 - D2	25.312	29.721	39.736	34.342	237.3	2:09.111	154.55	4.230	17:08:35.989
22 - D2	25.372	29.793	37.925	34.226	237.3	2:07.316	156.73	2.435	17:10:43.305

Weather / Track : Sunny / Dry

Sepang International Circuit
Circuit Length = 5.543 km
Start: 16:15 Flag 17:10 End: 17:15

Blancpain GT Series Asia 2017

PAID PRACTICE - THURSDAY - TEST SESSION 2 - SECTOR ANALYSIS



SECTOR 1 = FL to I1, SECTOR 2 = I1 to I2, SECTOR 3 = I2 to I3, SECTOR 4 = I3 to FL, DIFF = Difference To Personal Best Lap, P = Crossed Finish Line in Pit Lane, D = Time Disallowed

P6 888 Silver GruppeM				Mercedes AMG-GT3					
IDEAL LAP TIME : 2:04.509		BEST LAP TIME : 2:04.970		DIFFERENCE : 0.461					
D1: Tim SUGDEN		D2: Jules SYMKOWIAK							
LAP	SECTOR 1	SECTOR 2	SECTOR 3	SECTOR 4	SPEED TRAP	LAP TIME	KPH	DIFF	TIME OF DAY
1 - D1	OUTLAP	30.615	37.267	33.999					16:21:10.074
2 - D1	24.972	30.621	36.893	33.530	237.3	2:06.016	158.35	1.046	16:23:16.090
3 - D1	24.928	29.649	46.278	33.968	237.3	2:14.823	148.00	9.853	16:25:30.913
4 - D1	25.463	29.329	37.003	33.711	235.8	2:05.506 (3)	158.99	0.536	16:27:36.419
5 - D1	25.333	29.391	37.311	33.683	236.3	2:05.718	158.72	0.748	16:29:42.137
6 - D1	25.127	30.177	37.218	33.777	236.3	2:06.299	157.99	1.329	16:31:48.436
7 - D1	25.082	29.241	36.820	33.827	236.3	2:04.970 (1)	159.67		16:33:53.406
8 - D1	25.046	29.443	36.919	33.939	236.3	2:05.347 (2)	159.19	0.377	16:35:58.753
9 - D1	25.452	29.404	37.241	33.973	237.8	2:06.070	158.28	1.100	16:38:04.823
10 - D1	25.066	29.237	37.345	IN PIT	237.8	2:09.438 P	154.16	4.468	16:40:14.261
11 - D1	OUTLAP	42.074	39.257	34.743		5:34.152	59.71	3:29.182	16:45:48.413
12 - D1	26.323	30.325	1:02.951	IN PIT	235.2	3:12.930 P	103.43	1:07.960	16:49:01.343
13 - D1	OUTLAP	30.566	38.799	34.127		5:17.867	62.77	3:12.897	16:54:19.210
14 - D1	25.832	29.972	37.925	33.870	236.3	2:07.599	156.38	2.629	16:56:26.809
15 - D1	25.542	29.893	37.794	33.986	237.8	2:07.215	156.85	2.245	16:58:34.024
16 - D1	25.867	30.443	38.373	34.417	238.9	2:09.100	154.56	4.130	17:00:43.124
17 - D1	25.640	29.812	37.938	33.861	236.8	2:07.251	156.81	2.281	17:02:50.375
18 - D1	25.695	29.727	37.985	33.629	238.4	2:07.036	157.07	2.066	17:04:57.411
19 - D1	25.737	29.670	37.962	33.524	236.8	2:06.893	157.25	1.923	17:07:04.304
20 - D1	25.735	29.764	37.816	33.768	237.8	2:07.083	157.02	2.113	17:09:11.387
21 - D1	25.680	29.577	37.737	33.845	237.8	2:06.839	157.32	1.869	17:11:18.226

P7 37 Pro/An BBT				Ferrari 488 GT3					
IDEAL LAP TIME : 2:04.775		BEST LAP TIME : 2:04.984		DIFFERENCE : 0.209					
D1: Anthony LIU		D2: Davide RIZZO							
LAP	SECTOR 1	SECTOR 2	SECTOR 3	SECTOR 4	SPEED TRAP	LAP TIME	KPH	DIFF	TIME OF DAY
1 - D2	OUTLAP	30.772	38.205	33.829					16:30:33.658
2 - D2	24.856	29.516	37.205	33.528	236.8	2:05.105 (2)	159.50	0.121	16:32:38.763
3 - D2	24.931	29.435	37.330	33.526	237.8	2:05.222	159.35	0.238	16:34:43.985
4 - D2	25.121	29.511	37.285	33.762	238.4	2:05.679	158.77	0.695	16:36:49.664
5 - D2	25.979	30.368	40.856	IN PIT	239.4	2:16.255 P	146.45	11.271	16:39:05.919
6 - D2	OUTLAP	29.921	37.872	33.928		5:29.439	60.57	3:24.455	16:44:35.358
7 - D2	24.925	29.480	37.061	33.518	237.8	2:04.984 (1)	159.65		16:46:40.342
8 - D2	24.978	30.413	37.833	33.982	238.4	2:07.206	156.86	2.222	16:48:47.548
9 - D2	25.047	29.905	38.751	IN PIT	238.9	2:10.772 P	152.59	5.788	16:50:58.320
10 - D2	OUTLAP	29.722	37.259	33.673		3:58.250	83.75	1:53.266	16:54:56.570
11 - D2	25.049	29.495	37.438	33.539	239.4	2:05.521	158.97	0.537	16:57:02.091
12 - D2	25.049	29.340	37.301	33.523	238.4	2:05.213 (3)	159.36	0.229	16:59:07.304
13 - D2	25.436	29.797	37.534	IN PIT	239.4	2:09.592 P	153.98	4.608	17:01:16.896
14 - D2	OUTLAP	30.281	39.211	33.738		3:41.207	90.20	1:36.223	17:04:58.103
15 - D2	25.325	29.880	38.318	33.656	241.0	2:07.179	156.90	2.195	17:07:05.282
16 - D2	25.235	29.754	38.930	IN PIT	240.0	2:10.258 P	153.19	5.274	17:09:15.540

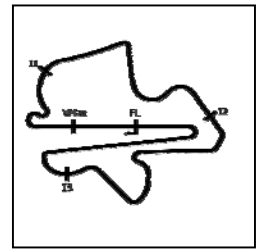
P8 999 Pro/An GruppeM				Mercedes AMG-GT3					
IDEAL LAP TIME : 2:04.900		BEST LAP TIME : 2:05.056		DIFFERENCE : 0.156					
D1: Hunter ABBOTT		D2: Raffaele MARCIELLO							
LAP	SECTOR 1	SECTOR 2	SECTOR 3	SECTOR 4	SPEED TRAP	LAP TIME	KPH	DIFF	TIME OF DAY
1 - D2	OUTLAP	30.710	39.675	35.527					16:24:42.663
2 - D2	25.591	29.647	37.545	33.817	234.2	2:06.600 (2)	157.62	1.544	16:26:49.263
3 - D2	25.476	29.161	36.898	33.521	237.8	2:05.056 (1)	159.56		16:28:54.319
4 - D2	25.320	29.448	37.051	IN PIT	237.3	2:08.408 P	155.40	3.352	16:31:02.727
5 - D1	OUTLAP	30.824	38.608	34.423		6:41.122	49.74	4:36.066	16:37:43.849
6 - D1	26.020	30.146	38.243	34.254	236.8	2:08.663	155.09	3.607	16:39:52.512
7 - D1	25.966	29.842	37.935	34.028	237.3	2:07.771	156.17	2.715	16:42:00.283
8 - D1	26.127	30.163	38.189	IN PIT	237.3	2:12.065 P	151.09	7.009	16:44:12.348
9 - D1	OUTLAP	30.673	38.659	34.090		11:02.535	30.11	8:57.479	16:55:14.883
10 - D1	26.016	29.939	37.988	34.826	236.3	2:08.769	154.96	3.713	16:57:23.652

Weather / Track : Sunny / Dry

Sepang International Circuit
Circuit Length = 5.543 km
Start: 16:15 Flag 17:10 End: 17:15

Blancpain GT Series Asia 2017

PAID PRACTICE - THURSDAY - TEST SESSION 2 - SECTOR ANALYSIS



SECTOR 1 = FL to I1, SECTOR 2 = I1 to I2 SECTOR 3 = I2 to I3, SECTOR 4 = I3 to FL, DIFF = Difference To Personal Best Lap, P = Crossed Finish Line in Pit Lane, D = Time Disallowed

Lap	Driver	S1	S2	S3	S4	Speed	Lap Time	KPH	Diff	Time of Day
11 - D1		25.744	29.951	37.834	33.980	237.8	2:07.509	156.49	2.453	16:59:31.161
12 - D1		25.771	29.818	37.935	34.092	238.4	2:07.616	156.36	2.560	17:01:38.777
13 - D1		25.751	29.773	40.453	36.183	238.4	2:12.160	150.98	7.104	17:03:50.937
14 - D1		25.683	29.698	37.568	33.945	237.8	2:06.894	(3) 157.25	1.838	17:05:57.831
15 - D1		25.783	29.872	37.621	34.133	238.4	2:07.409	156.62	2.353	17:08:05.240
16 - D1		25.781	29.917	38.252	35.208	237.8	2:09.158	154.49	4.102	17:10:14.398
17 - D1		27.244	29.660	37.959	IN PIT	197.4	2:13.267	P 149.73	8.211	17:12:27.665

P9	5 Silver	Audi Hong Kong	Audi R8 LMS GT3		
IDEAL LAP TIME : 2:04.944		BEST LAP TIME : 2:05.259		DIFFERENCE : 0.315	
D1: Marchy LEE		D2: Shaun Thong Wei FUNG			

LAP	SECTOR 1	SECTOR 2	SECTOR 3	SECTOR 4	SPEED TRAP	LAP TIME	KPH	DIFF	TIME OF DAY
1 - D2	OUTLAP	30.283	39.630	36.080					16:19:04.469
2 - D2	25.092	30.158	37.707	33.965	236.8	2:06.922	157.22	1.663	16:21:11.391
3 - D2	25.191	29.521	37.416	33.673	237.8	2:05.801	(2) 158.62	0.542	16:23:17.192
4 - D2	25.124	29.619	39.791	34.197	238.4	2:08.731	155.01	3.472	16:25:25.923
5 - D2	25.205	29.270	37.716	33.794	236.3	2:05.985	(3) 158.39	0.726	16:27:31.908
6 - D2	25.378	30.029	37.775	IN PIT	235.8	2:09.370	P 154.24	4.111	16:29:41.278
7 - D2	OUTLAP	30.081	37.762	34.301		5:07.214	64.95	3:01.955	16:34:48.492
8 - D2	25.364	29.523	40.442	34.963	237.3	2:10.292	153.15	5.033	16:36:58.784
9 - D2	25.304	29.594	37.413	33.987	236.3	2:06.298	157.99	1.039	16:39:05.082
10 - D2	25.583	29.434	37.324	33.942	237.8	2:06.283	158.01	1.024	16:41:11.365
11 - D2	25.720	29.930	37.400	IN PIT	237.8	2:09.213	P 154.43	3.954	16:43:20.578
12 - D2	OUTLAP	30.579	38.015	33.949		5:29.791	60.50	3:24.532	16:48:50.369
13 - D2	25.357	29.671	37.419	33.894	236.3	2:06.341	157.94	1.082	16:50:56.710
14 - D2	25.241	29.711	37.891	33.864	235.8	2:06.707	157.48	1.448	16:53:03.417
15 - D2	25.405	29.537	37.462	33.948	236.8	2:06.352	157.93	1.093	16:55:09.769
16 - D2	26.349	31.257	39.851	IN PIT	236.8	2:15.171	P 147.62	9.912	16:57:24.940
17 - D2	OUTLAP	34.719	41.603	36.816		4:56.192	67.37	2:50.933	17:02:21.132
18 - D2	25.128	29.998	37.289	33.729	237.3	2:06.144	158.19	0.885	17:04:27.276
19 - D2	25.009	29.506	37.199	33.545	236.8	2:05.259	(1) 159.30		17:06:32.535
20 - D2	24.930	29.360	38.708	39.820	237.3	2:12.818	150.24	7.559	17:08:45.353
21 - D2	26.894	31.937	39.336	IN PIT	236.8	2:16.048	P 146.67	10.789	17:11:01.401

P10	38 Pro/An	Spirit of Race	Ferrari 488 GT3		
IDEAL LAP TIME : 2:05.455		BEST LAP TIME : 2:05.793		DIFFERENCE : 0.338	
D1: Nasrat MUZAYYIN		D2: Rui AGUAS			

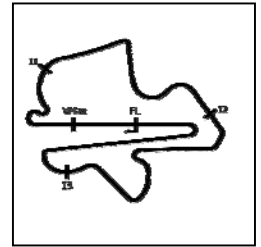
LAP	SECTOR 1	SECTOR 2	SECTOR 3	SECTOR 4	SPEED TRAP	LAP TIME	KPH	DIFF	TIME OF DAY
1 - D1	OUTLAP	33.049	47.819	36.841					16:19:11.696
2 - D1	26.393	30.839	39.794	34.607	237.8	2:11.633	151.59	5.840	16:21:23.329
3 - D1	26.075	30.613	39.258	34.535	238.4	2:10.481	152.93	4.688	16:23:33.810
4 - D1	25.981	30.513	39.536	34.879	237.8	2:10.909	152.43	5.116	16:25:44.719
5 - D1	26.083	30.671	39.444	34.536	237.3	2:10.734	152.63	4.941	16:27:55.453
6 - D1	26.342	30.645	39.626	IN PIT	238.9	2:15.757	P 146.98	9.964	16:30:11.210
7 - D2	OUTLAP	30.198	38.238	33.943		5:34.749	59.61	3:28.956	16:35:45.959
8 - D2	25.453	29.784	37.973	33.543	238.4	2:06.753	(3) 157.43	0.960	16:37:52.712
9 - D2	25.221	29.982	58.971	41.865	240.0	2:36.039	127.88	30.246	16:40:28.751
10 - D2	25.469	29.620	37.405	33.467	238.9	2:05.961	(2) 158.42	0.168	16:42:34.712
11 - D2	25.202	29.790	37.380	IN PIT	240.0	2:09.065	P 154.61	3.272	16:44:43.777
12 - D2	OUTLAP	29.970	37.498	33.631		7:00.377	47.46	4:54.584	16:51:44.154
13 - D2	25.186	29.502	37.516	33.589	238.9	2:05.793	(1) 158.63		16:53:49.947
14 - D2	25.106	29.515	37.933	IN PIT	240.5	2:09.715	P 153.83	3.922	16:55:59.662
15 - D1	OUTLAP	30.619	39.809	34.629		4:58.227	66.91	2:52.434	17:00:57.889
16 - D1	26.091	31.127	40.775	34.373	240.5	2:12.366	150.75	6.573	17:03:10.255
17 - D1	26.108	32.251	40.055	35.063	238.9	2:13.477	149.49	7.684	17:05:23.732
18 - D1	26.465	31.478	40.158	34.601	238.9	2:12.702	150.37	6.909	17:07:36.434
19 - D1	26.137	31.073	39.889	34.756	239.4	2:11.855	151.33	6.062	17:09:48.289
20 - D1	26.321	31.755	39.697	35.383	240.5	2:13.156	149.86	7.363	17:12:01.445

Weather / Track : Sunny / Dry

Sepang International Circuit
Circuit Length = 5.543 km
Start: 16:15 Flag 17:10 End: 17:15

Blancpain GT Series Asia 2017

PAID PRACTICE - THURSDAY - TEST SESSION 2 - SECTOR ANALYSIS



SECTOR 1 = FL to I1, SECTOR 2 = I1 to I2 SECTOR 3 = I2 to I3, SECTOR 4 = I3 to FL, DIFF = Difference To Personal Best Lap, P = Crossed Finish Line in Pit Lane, D = Time Disallowed

P11		2 Pro/An FFF Racing Team By ACM			Lamborghini Huracan GT3				
IDEAL LAP TIME : 2:05.417		BEST LAP TIME : 2:05.835			DIFFERENCE : 0.418				
D1: ZHU Junhan		D2: Ho-Pin TUNG							
LAP	SECTOR 1	SECTOR 2	SECTOR 3	SECTOR 4	SPEED TRAP	LAP TIME	KPH	DIFF	TIME OF DAY
1 - D2	OUTLAP	31.231	42.581	35.938					16:19:44.752
2 - D2	25.556	30.059	37.240	33.720				0.740	16:21:51.327
3 - D2	25.270	29.540	37.295	33.730	237.8	2:05.835 (1)	158.57		16:23:57.162
4 - D2	25.328	29.528	37.668	33.774	238.4	2:06.298	157.99	0.463	16:26:03.460
5 - D2	25.364	29.364	37.368	IN PIT	239.4	2:09.503	P 154.08	3.668	16:28:12.963
6 - D1	OUTLAP	33.964	41.675	35.872		8:33.545	38.85	6:27.710	16:36:46.508
7 - D1	26.731	32.053	41.524	36.732	235.2	2:17.040	145.61	11.205	16:39:03.548
8 - D1	27.798	32.211	42.091	36.139	235.8	2:19.239	143.31	13.404	16:41:22.787
9 - D1	26.492	32.208	41.539	35.825	234.7	2:16.064	146.65	10.229	16:43:38.851
10 - D1	26.415	31.760	40.505	35.649	235.2	2:14.329	148.55	8.494	16:45:53.180
11 - D1	26.370	32.378	41.404	35.993	236.3	2:16.145	146.57	10.310	16:48:09.325
12 - D1	26.309	31.246	39.817	35.570	235.8	2:12.942	150.10	7.107	16:50:22.267
13 - D1	26.165	33.060	42.574	IN PIT	236.3	2:25.033	P 137.58	19.198	16:52:47.300
14 - D1	OUTLAP	31.392	38.382	36.907		7:42.020	43.19	5:36.185	17:00:29.320
15 - D1	25.458	29.659	37.433	33.719	238.4	2:06.269	(3) 158.03	0.434	17:02:35.589
16 - D1	25.094	29.797	42.331	35.990	240.0	2:13.212	149.79	7.377	17:04:48.801
17 - D1	25.412	31.164	41.063	36.216	238.9	2:13.855	149.07	8.020	17:07:02.656
18 - D1	25.384	29.726	37.457	33.960	237.3	2:06.527	157.71	0.692	17:09:09.183
19 - D1	25.157	29.643	37.318	33.847	240.0	2:05.965	(2) 158.41	0.130	17:11:15.148

P12		99 Silver Craft Bamboo Racing			Porsche 911 GT3R				
IDEAL LAP TIME : 2:05.938		BEST LAP TIME : 2:06.013			DIFFERENCE : 0.075				
D1: Darryl O'YOUNG		D2: Peter LI							
LAP	SECTOR 1	SECTOR 2	SECTOR 3	SECTOR 4	SPEED TRAP	LAP TIME	KPH	DIFF	TIME OF DAY
1 - D2	OUTLAP	39.724	46.989	37.646					16:19:07.812
2 - D2	25.633	30.039	38.842	34.350	237.8	2:08.864	154.85	2.851	16:21:16.676
3 - D2	25.364	29.953	38.481	34.678	237.3	2:08.476	155.31	2.463	16:23:25.152
4 - D2	25.589	30.129	38.421	34.250	237.3	2:08.389	155.42	2.376	16:25:33.541
5 - D2	25.530	29.973	38.421	34.313	236.8	2:08.237	155.60	2.224	16:27:41.778
6 - D2	26.142	30.291	38.627	IN PIT	237.8	2:12.069	P 151.09	6.056	16:29:53.847
7 - D1	OUTLAP	30.639	39.383	34.560		4:32.881	73.12	2:26.868	16:34:26.728
8 - D1	25.761	30.309	38.637	34.294	236.3	2:09.001	154.68	2.988	16:36:35.729
9 - D1	25.571	30.031	38.003	34.379	237.3	2:07.984	155.91	1.971	16:38:43.713
10 - D1	25.653	30.110	37.925	33.987	237.8	2:07.675	156.29	1.662	16:40:51.388
11 - D1	25.470	29.898	37.892	34.201	236.8	2:07.461	(3) 156.55	1.448	16:42:58.849
12 - D1	25.807	30.314	39.253	IN PIT	236.3	2:11.846	P 151.34	5.833	16:45:10.695
13 - D1	OUTLAP	34.515	47.254	41.504		4:22.938	75.89	2:16.925	16:49:33.633
14 - D1	25.288	29.639	37.260	33.996	235.8	2:06.183	(2) 158.14	0.170	16:51:39.816
15 - D1	25.315	29.673	37.274	33.751	236.8	2:06.013 (1)	158.35		16:53:45.829
16 - D1	25.403	29.945	40.559	IN PIT	237.8	2:15.113	P 147.68	9.100	16:56:00.942
17 - D2	OUTLAP	29.865	37.799	33.859		4:05.744	81.20	1:59.731	17:00:06.686
18 - D2	25.504	29.948	37.969	35.237	238.9	2:08.658	155.09	2.645	17:02:15.344
19 - D2	25.794	29.895	38.002	33.900	238.4	2:07.591	156.39	1.578	17:04:22.935
20 - D2	25.377	29.953	38.179	34.025	238.9	2:07.534	156.46	1.521	17:06:30.469
21 - D2	25.540	29.895	38.931	34.993	238.4	2:09.359	154.25	3.346	17:08:39.828
22 - D2	25.530	30.102	38.333	34.338	239.4	2:08.303	155.52	2.290	17:10:48.131

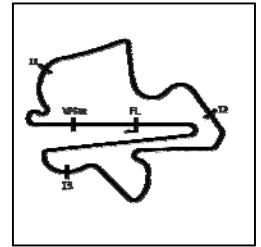
P13		1 Silver FFF Racing Team By ACM			Lamborghini Huracan GT3				
IDEAL LAP TIME : 2:05.489		BEST LAP TIME : 2:06.065			DIFFERENCE : 0.576				
D1: Aidan READ		D2: Alberto DI FOLCO							
LAP	SECTOR 1	SECTOR 2	SECTOR 3	SECTOR 4	SPEED TRAP	LAP TIME	KPH	DIFF	TIME OF DAY
1 - D1	OUTLAP	33.376	43.047	35.641					16:19:06.305
2 - D1	25.653	30.139	39.407	34.339	238.4	2:09.538	154.04	3.473	16:21:15.843
3 - D1	25.648	29.867	38.465	34.528	238.4	2:08.508	155.28	2.443	16:23:24.351
4 - D1	25.632	29.840	38.612	34.332	238.9	2:08.416	155.39	2.351	16:25:32.767
5 - D1	25.533	29.951	38.242	34.094	239.4	2:07.820	156.11	1.755	16:27:40.587
6 - D1	25.400	30.241	38.450	IN PIT	238.4	2:10.792	P 152.56	4.727	16:29:51.379
7 - D1	OUTLAP	31.099	39.752	39.010		6:11.706	53.68	4:05.641	16:36:03.085

Weather / Track : Sunny / Dry

Sepang International Circuit
Circuit Length = 5.543 km
Start: 16:15 Flag 17:10 End: 17:15

Blancpain GT Series Asia 2017

PAID PRACTICE - THURSDAY - TEST SESSION 2 - SECTOR ANALYSIS



SECTOR 1 = FL to I1, SECTOR 2 = I1 to I2 SECTOR 3 = I2 to I3, SECTOR 4 = I3 to FL, DIFF = Difference To Personal Best Lap, P = Crossed Finish Line in Pit Lane, D = Time Disallowed

8 - D1	25.306	29.614	37.753	33.850	239.4	2:06.523	157.71	0.458	16:38:09.608
9 - D1	25.381	29.805	39.877	35.240	238.9	2:10.303	153.14	4.238	16:40:19.911
10 - D1	25.486	29.790	37.635	34.084	238.9	2:06.995	157.13	0.930	16:42:26.906
11 - D1	25.420	30.279	39.799	IN PIT	238.4	2:13.285	P 149.71	7.220	16:44:40.191
12 - D1	OUTLAP	31.026	38.208	33.782		6:42.476	49.58	4:36.411	16:51:22.667
13 - D1	25.497	29.865	37.580	34.513	237.3	2:07.455	156.56	1.390	16:53:30.122
14 - D1	25.288	29.634	37.168	34.332	237.3	2:06.422	157.84	0.357	16:55:36.544
15 - D1	25.374	29.481	37.467	33.869	238.9	2:06.191	(2) 158.13	0.126	16:57:42.735
16 - D1	25.120	29.655	37.597	33.969	238.9	2:06.341	(3) 157.94	0.276	16:59:49.076
17 - D1	25.253	29.655	37.835	IN PIT	240.0	2:09.408	P 154.20	3.343	17:01:58.484
18 - D1	OUTLAP	31.919	40.273	34.145		6:00.366	55.37	3:54.301	17:07:58.850
19 - D1	25.225	29.623	37.497	33.720	237.8	2:06.065	(1) 158.28		17:10:04.915
20 - D1	25.234	29.742	40.118	IN PIT	239.4	2:12.377	P 150.74	6.312	17:12:17.292

P14 66 Silver Vincenzo Sospiri Racing

Lamborghini Huracan GT3

IDEAL LAP TIME : 2:05.840

BEST LAP TIME : 2:06.223

DIFFERENCE : 0.383

D1: Martin KODRIC

D2: Sandy STUVIK

LAP	SECTOR 1	SECTOR 2	SECTOR 3	SECTOR 4	SPEED TRAP	LAP TIME	KPH	DIFF	TIME OF DAY
1 - D1	OUTLAP	30.867	38.656	34.338					16:17:24.901
2 - D1	25.852	30.309	38.331	34.077	236.3	2:08.569	155.20	2.346	16:19:33.470
3 - D1	25.495	30.009	38.076	34.202	237.3	2:07.782	156.16	1.559	16:21:41.252
4 - D1	25.594	30.030	37.898	34.122	236.8	2:07.644	156.33	1.421	16:23:48.896
5 - D1	25.610	30.171	38.140	34.067	237.8	2:07.988	155.91	1.765	16:25:56.884
6 - D1	25.643	30.581	39.487	IN PIT	238.9	2:13.611	P 149.34	7.388	16:28:10.495
7 - D1	OUTLAP	30.498	38.600	34.231		6:33.345	50.73	4:27.122	16:34:43.840
8 - D1	26.069	30.452	38.124	34.081	238.9	2:08.726	155.01	2.503	16:36:52.566
9 - D1	25.641	30.366	38.901	35.179	239.4	2:10.087	153.39	3.864	16:39:02.653
10 - D1	25.629	30.354	38.546	IN PIT	237.8	2:12.203	P 150.94	5.980	16:41:14.856
11 - D1	OUTLAP	34.642	43.387	35.319		6:40.993	49.76	4:34.770	16:47:55.849
12 - D1	25.224	29.740	37.500	33.759	236.8	2:06.223	(1) 158.09		16:50:02.072
13 - D1	25.076	29.505	37.952	33.952	238.4	2:06.485	(2) 157.76	0.262	16:52:08.557
14 - D1	26.702	34.171	42.595	34.853	226.4	2:18.321	144.26	12.098	16:54:26.878
15 - D1	25.548	29.871	37.567	33.859	237.3	2:06.845	157.31	0.622	16:56:33.723
16 - D1	25.287	29.610	37.632	34.084	239.4	2:06.613	(3) 157.60	0.390	16:58:40.336
17 - D1	25.271	32.500	37.757	IN PIT	240.0	2:15.028	P 147.78	8.805	17:00:55.364
18 - D1	OUTLAP	31.330	39.004	38.447		7:13.098	46.07	5:06.875	17:08:08.462
19 - D1	25.665	30.032	38.003	IN PIT	238.9	2:10.552	P 152.84	4.329	17:10:19.014

P15 88 Silver Craft Bamboo Racing

Porsche 911 GT3R

IDEAL LAP TIME : 2:06.792

BEST LAP TIME : 2:06.871

DIFFERENCE : 0.079

D1: Jules GOUNON

D2: Joel CAMATHIAS

LAP	SECTOR 1	SECTOR 2	SECTOR 3	SECTOR 4	SPEED TRAP	LAP TIME	KPH	DIFF	TIME OF DAY
1 - D1	OUTLAP	31.044	38.516	38.201					16:18:44.284
2 - D1	25.475	30.695	38.027	34.029	236.3	2:08.226	155.62	1.355	16:20:52.510
3 - D1	25.571	30.175	38.209	34.207	236.8	2:08.162	155.69	1.291	16:23:00.672
4 - D1	25.435	30.264	38.614	IN PIT	236.8	2:11.199	P 152.09	4.328	16:25:11.871
5 - D1	OUTLAP	35.089	42.907	34.991		5:53.451	56.45	3:46.580	16:31:05.322
6 - D1	25.545	30.131	37.842	33.990	235.8	2:07.508	(3) 156.49	0.637	16:33:12.830
7 - D1	25.319	29.950	38.012	34.142	237.3	2:07.423	(2) 156.60	0.552	16:35:20.253
8 - D1	25.398	29.781	37.797	33.895	237.3	2:06.871	(1) 157.28		16:37:27.124
9 - D1	25.339	29.921	38.388	IN PIT	237.3	2:10.875	P 152.47	4.004	16:39:37.999
10 - D1	OUTLAP	30.703	38.665	34.183		4:06.182	81.05	1:59.311	16:43:44.181
11 - D1	25.419	30.131	38.253	IN PIT	237.8	2:11.033	P 152.28	4.162	16:45:55.214
12 - D1	OUTLAP	30.201	38.061	34.062		7:48.716	42.57	5:41.845	16:53:43.930
13 - D1	25.409	30.184	39.214	34.189	237.3	2:08.996	154.69	2.125	16:55:52.926
14 - D1	26.144	29.944	37.919	IN PIT	240.5	2:10.556	P 152.84	3.685	16:58:03.482
15 - D2	OUTLAP	31.032	39.314	34.273		3:45.579	88.46	1:38.708	17:01:49.061
16 - D2	26.360	30.668	38.978	34.450	240.0	2:10.456	152.96	3.585	17:03:59.517
17 - D2	26.374	30.484	38.876	34.596	238.4	2:10.330	153.10	3.459	17:06:09.847
18 - D2	25.977	30.354	38.626	34.234	239.4	2:09.191	154.45	2.320	17:08:19.038
19 - D2	25.757	30.412	38.697	34.143	239.4	2:09.009	154.67	2.138	17:10:28.047

Weather / Track : Sunny / Dry

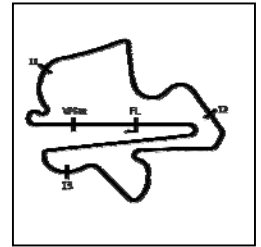
Sepang International Circuit

Circuit Length = 5.543 km

Start: 16:15 Flag 17:10 End: 17:15

Blancpain GT Series Asia 2017

PAID PRACTICE - THURSDAY - TEST SESSION 2 - SECTOR ANALYSIS



SECTOR 1 = FL to I1, SECTOR 2 = I1 to I2 SECTOR 3 = I2 to I3, SECTOR 4 = I3 to FL, DIFF = Difference To Personal Best Lap, P = Crossed Finish Line in Pit Lane, D = Time Disallowed

P16 91 Silver FIST - Team AAI		BMW M6 GT3							
IDEAL LAP TIME : 2:06.649		BEST LAP TIME : 2:07.087		DIFFERENCE : 0.438					
D1: Ollie MILLROY		D2: Jesse KROHN							
LAP	SECTOR 1	SECTOR 2	SECTOR 3	SECTOR 4	SPEED TRAP	LAP TIME	KPH	DIFF	TIME OF DAY
1 - D2	OUTLAP	34.104	39.599	34.686					16:18:39.936
2 - D2	27.133	30.855	38.114	34.923				3.938	16:20:50.961
3 - D2	25.821	30.089	37.364	34.299	234.2	2:07.573	156.41	0.486	16:22:58.534
4 - D2	25.519	29.822	37.646	34.391	234.7	2:07.378 (3)	156.65	0.291	16:25:05.912
5 - D2	25.389	30.077	38.206	IN PIT	236.3	2:09.874 P	153.64	2.787	16:27:15.786
6 - D2	OUTLAP	29.879	37.541	34.296		7:15.927	45.77	5:08.840	16:34:31.713
7 - D2	25.382	29.995	37.551	34.159	235.2	2:07.087 (1)	157.01		16:36:38.800
8 - D2	25.369	29.977	37.929	34.347	237.8	2:07.622	156.35	0.535	16:38:46.422
9 - D2	25.630	29.893	37.767	34.141	238.4	2:07.431	156.59	0.344	16:40:53.853
10 - D2	25.622	29.904	37.859	IN PIT	237.8	2:09.081 P	154.59	1.994	16:43:02.934
11 - D1	OUTLAP	30.483	38.296	34.902		5:12.177	63.92	3:05.090	16:48:15.111
12 - D1	25.937	29.775	37.941	34.370	236.8	2:08.023	155.86	0.936	16:50:23.134
13 - D1	25.696	29.987	37.827	34.273	238.4	2:07.783	156.16	0.696	16:52:30.917
14 - D1	25.715	29.856	38.412	34.444	239.4	2:08.427	155.37	1.340	16:54:39.344
15 - D1	25.630	30.027	37.724	IN PIT	240.5	2:09.897 P	153.62	2.810	16:56:49.241
16 - D1	OUTLAP	30.144	38.098	34.404		4:58.764	66.79	2:51.677	17:01:48.005
17 - D1	25.693	29.883	37.718	34.244	238.9	2:07.538	156.46	0.451	17:03:55.543
18 - D1	25.519	29.812	37.572	34.199	241.0	2:07.102 (2)	156.99	0.015	17:06:02.645
19 - D1	25.645	29.781	37.765	34.375	241.0	2:07.566	156.42	0.479	17:08:10.211
20 - D1	25.667	32.376	40.398	IN PIT	241.0	2:16.527 P	146.16	9.440	17:10:26.738

P17 19 Am/Ar KCMG		Audi R8 LMS GT3							
IDEAL LAP TIME : 2:07.012		BEST LAP TIME : 2:07.091		DIFFERENCE : 0.079					
D1: Naoto TAKEDA		D2: Tatuya SHIRASAKA							
LAP	SECTOR 1	SECTOR 2	SECTOR 3	SECTOR 4	SPEED TRAP	LAP TIME	KPH	DIFF	TIME OF DAY
1 - D1	OUTLAP	31.413	41.599	IN PIT					16:19:24.234
2 - D1	OUTLAP	31.250	39.933	35.377		3:02.516	109.33	55.425	16:22:26.750
3 - D1	26.330	30.569	39.986	IN PIT	234.7	2:29.280 P	133.67	22.189	16:24:56.030
4 - D1	OUTLAP	31.427	39.183	34.676		4:27.993	74.46	2:20.902	16:29:24.023
5 - D1	25.883	30.685	38.051	34.151	235.2	2:08.770	154.96	1.679	16:31:32.793
6 - D1	26.013	30.375	37.969	34.656	236.3	2:09.013	154.67	1.922	16:33:41.806
7 - D1	25.774	30.268	38.275	34.255	236.8	2:08.572 (3)	155.20	1.481	16:35:50.378
8 - D1	26.015	30.396	38.880	34.353	238.4	2:09.644	153.91	2.553	16:38:00.022
9 - D1	25.941	30.690	39.416	34.857	237.3	2:10.904	152.43	3.813	16:40:10.926
10 - D1	25.933	30.703	38.535	34.969	237.8	2:10.140	153.33	3.049	16:42:21.066
11 - D1	25.793	30.202	38.284	34.518	236.8	2:08.797	154.93	1.706	16:44:29.863
12 - D1	25.686	30.400	38.458	34.272	237.8	2:08.816	154.90	1.725	16:46:38.679
13 - D1	26.231	30.669	43.910	35.427	236.8	2:16.237	146.47	9.146	16:48:54.916
14 - D1	26.368	30.344	38.411	35.076	236.8	2:10.199	153.26	3.108	16:51:05.115
15 - D1	26.017	31.008	39.232	IN PIT	235.8	2:15.720 P	147.02	8.629	16:53:20.835
16 - D2	OUTLAP	30.785	39.213	34.565		6:19.684	52.55	4:12.593	16:59:40.519
17 - D2	25.840	30.289	38.401	34.526	236.8	2:09.056	154.62	1.965	17:01:49.575
18 - D2	29.017	32.293	38.044	34.365	213.4	2:13.719	149.22	6.628	17:04:03.294
19 - D2	25.620	29.955	37.636	34.065	237.8	2:07.276 (2)	156.78	0.185	17:06:10.570
20 - D2	27.947	34.624	40.850	33.973	237.8	2:17.394	145.23	10.303	17:08:27.964
21 - D2	25.595	29.919	37.715	33.862	237.8	2:07.091 (1)	157.01		17:10:35.055

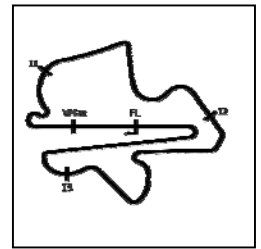
P18 98 Pro/An Arrows Racing		Porsche 911 GT3R							
IDEAL LAP TIME : 2:07.699		BEST LAP TIME : 2:07.961		DIFFERENCE : 0.262					
D1: Philip MA		D2: Fairuz FAUZY							
LAP	SECTOR 1	SECTOR 2	SECTOR 3	SECTOR 4	SPEED TRAP	LAP TIME	KPH	DIFF	TIME OF DAY
1 - D2	OUTLAP	34.348	40.875	34.357					16:18:38.839
2 - D2	25.776	30.630	38.144	34.465	235.8	2:09.015	154.67	1.054	16:20:47.854
3 - D2	25.717	30.426	38.188	34.587	237.3	2:08.918	154.78	0.957	16:22:56.772
4 - D2	25.646	30.246	38.448	34.292	235.8	2:08.632	155.13	0.671	16:25:05.404
5 - D2	25.575	30.165	39.159	IN PIT	236.8	2:15.420 P	147.35	7.459	16:27:20.824
6 - D2	OUTLAP	31.672	38.935	35.075		6:47.973	48.91	4:40.012	16:34:08.797
7 - D2	25.513	30.359	38.493	34.383	236.3	2:08.748	154.99	0.787	16:36:17.545

Weather / Track : Sunny / Dry

Sepang International Circuit
Circuit Length = 5.543 km
Start: 16:15 Flag 17:10 End: 17:15

Blancpain GT Series Asia 2017

PAID PRACTICE - THURSDAY - TEST SESSION 2 - SECTOR ANALYSIS



SECTOR 1 = FL to I1, SECTOR 2 = I1 to I2 SECTOR 3 = I2 to I3, SECTOR 4 = I3 to FL, DIFF = Difference To Personal Best Lap, P = Crossed Finish Line in Pit Lane, D = Time Disallowed

8 - D2	25.545	30.007	38.190	34.219	237.3	2:07.961 (1)	155.94			16:38:25.506
9 - D2	25.608	30.173	38.252	34.381	237.8	2:08.414	155.39	0.453		16:40:33.920
10 - D2	25.655	30.447	38.275	34.378	238.4	2:08.755	154.98	0.794		16:42:42.675
11 - D2	25.472	30.022	38.511	34.203	237.8	2:08.208 (2)	155.64	0.247		16:44:50.883
12 - D2	25.513	30.089	38.600	34.767	237.8	2:08.969	154.72	1.008		16:46:59.852
13 - D2	25.620	30.326	39.835	IN PIT	238.4	2:14.824 P	148.00	6.863		16:49:14.676
14 - D2	OUTLAP	30.485	38.702	34.414		10:14.928	32.45	8:06.967		16:59:29.604
15 - D2	25.863	30.121	38.225	34.076	238.4	2:08.285 (3)	155.55	0.324		17:01:37.889
16 - D2	25.510	30.581	38.235	34.967	238.9	2:09.293	154.33	1.332		17:03:47.182
17 - D2	25.500	30.354	42.083	44.155	238.4	2:22.092	140.43	14.131		17:06:09.274
18 - D2	25.560	30.238	38.669	34.363	238.4	2:08.830	154.89	0.869		17:08:18.104
19 - D2	25.700	30.442	38.368	34.318	238.9	2:08.828	154.89	0.867		17:10:26.932

P19 12 Pro/An Clearwater Racing

McLaren 650S GT3

IDEAL LAP TIME : 2:07.453

BEST LAP TIME : 2:08.210

DIFFERENCE : 0.757

D1: Richard WEE D2: Rob BELL

LAP	SECTOR 1	SECTOR 2	SECTOR 3	SECTOR 4	SPEED TRAP	LAP TIME	KPH	DIFF	TIME OF DAY
1 - D1	OUTLAP	32.495	39.006	38.841					16:18:46.451
2 - D1	25.362	30.087		IN PIT	234.7	8:45.365 P	37.98	6:37.155	16:27:31.816
3 - D1	OUTLAP	32.719	40.488	34.537		13:35.456	24.47	11:27.246	16:41:07.272
4 - D1	25.765	30.631	38.498	34.847	232.7	2:09.741	153.80	1.531	16:43:17.013
5 - D1	26.098	30.379	38.973	34.640	233.2	2:10.090	153.39	1.880	16:45:27.103
6 - D1	26.015	30.059	38.389	34.436	232.7	2:08.899	154.80	0.689	16:47:36.002
7 - D1	25.877	30.117	38.155	34.899	233.2	2:09.048	154.63	0.838	16:49:45.050
8 - D1	25.745	30.469	38.787	35.705	233.7	2:10.706	152.66	2.496	16:51:55.756
9 - D1	25.375	29.998	38.142	34.695	234.2	2:08.210 (1)	155.64		16:54:03.966
10 - D1	25.698	29.912	38.523	34.256	233.2	2:08.389 (3)	155.42	0.179	16:56:12.355
11 - D1	25.584	30.249	39.346	34.462	235.2	2:09.641	153.92	1.431	16:58:21.996
12 - D1	25.546	30.102	38.121	35.880	234.7	2:09.649	153.91	1.439	17:00:31.645
13 - D1	25.619	30.237	38.264	34.236	234.7	2:08.356 (2)	155.46	0.146	17:02:40.001
14 - D1	25.559	29.955	40.831	IN PIT	235.8	2:14.843 P	147.98	6.633	17:04:54.844
15 - D2	OUTLAP	30.497	38.015	34.164		6:13.827	53.37	4:05.617	17:11:08.671

P20 27 Am/Arr X-One Racing Team

Lamborghini Huracan GT3

IDEAL LAP TIME : 2:08.574

BEST LAP TIME : 2:09.044

DIFFERENCE : 0.470

D1: Vincent WONG D2: Andrew HARYANTO

LAP	SECTOR 1	SECTOR 2	SECTOR 3	SECTOR 4	SPEED TRAP	LAP TIME	KPH	DIFF	TIME OF DAY
1 - D1	OUTLAP	33.506	41.012	35.396					16:18:18.964
2 - D1	26.242	30.887	39.207	34.248	233.7	2:10.584	152.81	1.540	16:20:29.548
3 - D1	26.163	30.153	39.833	34.641	236.3	2:10.790	152.57	1.746	16:22:40.338
4 - D1	25.977	30.537	38.986	34.875	237.3	2:10.375	153.05	1.331	16:24:50.713
5 - D1	26.101	30.491	39.199	34.614	237.3	2:10.405	153.02	1.361	16:27:01.118
6 - D1	26.220	30.314	38.605	34.576	236.3	2:09.715	153.83	0.671	16:29:10.833
7 - D1	25.974	30.682	39.463	34.341	236.3	2:10.460	152.95	1.416	16:31:21.293
8 - D1	26.145	30.428	39.852	34.263	237.8	2:10.688	152.69	1.644	16:33:31.981
9 - D1	25.894	30.422	38.565	34.163	236.8	2:09.044 (1)	154.63		16:35:41.025
10 - D1	26.056	30.354	39.792	34.251	238.4	2:10.453	152.96	1.409	16:37:51.478
11 - D1	25.891	30.529	40.166	34.475	237.8	2:11.061	152.25	2.017	16:40:02.539
12 - D1	26.091	30.432	38.773	34.240	237.8	2:09.536 (3)	154.04	0.492	16:42:12.075
13 - D1	25.992	31.264	39.146	IN PIT	237.8	2:16.031 P	146.69	6.987	16:44:28.106
14 - D1	OUTLAP	31.625	39.604	34.597		4:11.181	79.44	2:02.137	16:48:39.287
15 - D1	26.777	31.415	40.067	35.118	237.3	2:13.377	149.61	4.333	16:50:52.664
16 - D1	25.816	58.304	40.456	34.496	236.3	2:39.072	125.44	30.028	16:53:31.736
17 - D1	29.532	38.148	44.144	35.879	215.1	2:27.703	135.10	18.659	16:55:59.439
18 - D1	25.952	31.081	39.240	35.997	236.3	2:12.270	150.86	3.226	16:58:11.709
19 - D1	25.901	30.836	39.835	34.541	237.8	2:11.113	152.19	2.069	17:00:22.822
20 - D1	25.842	30.587	38.677	34.358	237.3	2:09.464 (2)	154.13	0.420	17:02:32.286
21 - D1	25.975	30.867	38.500	34.531	238.9	2:09.873	153.64	0.829	17:04:42.159
22 - D1	25.758	30.585	38.532	35.160	237.3	2:10.035	153.45	0.991	17:06:52.194
23 - D1	26.088	30.590	38.754	34.906	237.8	2:10.338	153.10	1.294	17:09:02.532
24 - D1	25.873	30.553	39.186	35.148	236.8	2:10.760	152.60	1.716	17:11:13.292

Weather / Track : Sunny / Dry

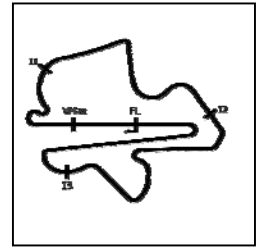
Sepang International Circuit

Circuit Length = 5.543 km

Start: 16:15 Flag 17:10 End: 17:15

Blancpain GT Series Asia 2017

PAID PRACTICE - THURSDAY - TEST SESSION 2 - SECTOR ANALYSIS



SECTOR 1 = FL to I1, SECTOR 2 = I1 to I2 SECTOR 3 = I2 to I3, SECTOR 4 = I3 to FL, DIFF = Difference To Personal Best Lap, P = Crossed Finish Line in Pit Lane, D = Time Disallowed

P21 90 Am/Arr FIST - Team AAI		BMW M6 GT3							
IDEAL LAP TIME : 2:08.813		BEST LAP TIME : 2:09.429		DIFFERENCE : 0.616					
D1: Jun San CHEN		D2: Lam YU							
LAP	SECTOR 1	SECTOR 2	SECTOR 3	SECTOR 4	SPEED TRAP	LAP TIME	KPH	DIFF	TIME OF DAY
1 - D1	OUTLAP	34.752	47.550	35.691					16:19:09.028
2 - D1	25.905	30.481	38.386	34.657	234.7	2:09.429 (1)	154.17		16:21:18.457
3 - D1	25.620	30.150	38.934	34.997	236.3	2:09.701 (3)	153.85	0.272	16:23:28.158
4 - D1	25.726	30.357	39.012	34.807	238.4	2:09.902	153.61	0.473	16:25:38.060
5 - D1	25.907	30.240	38.677	34.747	235.8	2:09.571 (2)	154.00	0.142	16:27:47.631
6 - D1	27.294	31.812	41.711	IN PIT	235.8	2:20.185 P	142.34	10.756	16:30:07.816
7 - D1	OUTLAP	31.336	39.471	38.669		8:58.123	37.08	6:48.694	16:39:05.939
8 - D1	26.875	31.783	39.537	35.116	235.2	2:13.311	149.68	3.882	16:41:19.250
9 - D1	26.038	30.716	38.828	34.913	235.2	2:10.495	152.91	1.066	16:43:29.745
10 - D1	25.887	30.429	39.256	34.944	235.8	2:10.516	152.89	1.087	16:45:40.261
11 - D1	26.110	30.532	38.829	34.744	236.3	2:10.215	153.24	0.786	16:47:50.476
12 - D1	27.442	32.785	40.734	IN PIT	235.8	2:21.599 P	140.92	12.170	16:50:12.075
13 - D2	OUTLAP	31.775	40.928	39.791		4:25.282	75.22	2:15.853	16:54:37.357
14 - D2	26.773	32.745	40.142	36.003	234.2	2:15.663	147.09	6.234	16:56:53.020
15 - D2	26.445	31.303	39.574	35.871	235.2	2:13.193	149.81	3.764	16:59:06.213
16 - D2	26.595	31.618	40.041	35.912	235.2	2:14.166	148.73	4.737	17:01:20.379
17 - D2	26.173	31.338	40.206	35.360	236.8	2:13.077	149.94	3.648	17:03:33.456
18 - D2	26.287	31.277	39.879	35.138	236.8	2:12.581	150.51	3.152	17:05:46.037
19 - D2	26.255	32.210	42.289	36.037	236.3	2:16.791	145.87	7.362	17:08:02.828
20 - D2	26.419	31.417	42.506	IN PIT	236.3	2:22.044 P	140.48	12.615	17:10:24.872

P22 69 Am/Arr CMRT		Aston Martin Vantage GT3							
IDEAL LAP TIME : 2:09.177		BEST LAP TIME : 2:09.460		DIFFERENCE : 0.283					
D1: James CAI		D2: Kenneth LIM							
LAP	SECTOR 1	SECTOR 2	SECTOR 3	SECTOR 4	SPEED TRAP	LAP TIME	KPH	DIFF	TIME OF DAY
1 - D1	OUTLAP	34.769	43.904	IN PIT				P	16:20:44.163
2 - D1	OUTLAP	32.305	42.259	37.751		6:03.536	54.89	3:54.076	16:26:47.699
3 - D1	27.953	32.441	41.359	35.766	233.7	2:17.519	145.10	8.059	16:29:05.218
4 - D1	27.121	31.555	40.016	35.281	234.7	2:13.973	148.94	4.513	16:31:19.191
5 - D1	26.914	31.094	41.581	35.602	235.2	2:15.191	147.60	5.731	16:33:34.382
6 - D1	26.808	31.611	40.770	35.260	236.3	2:14.449	148.41	4.989	16:35:48.831
7 - D1	26.886	30.701	40.429	35.446	237.3	2:13.462	149.51	4.002	16:38:02.293
8 - D1	26.651	35.228	44.140	IN PIT	235.8	2:29.052 P	133.87	19.592	16:40:31.345
9 - D1	OUTLAP	31.159	40.211	36.391		4:05.019	81.44	1:55.559	16:44:36.364
10 - D1	27.078	31.045	40.025	35.264	235.8	2:13.412	149.57	3.952	16:46:49.776
11 - D1	26.740	30.834	40.040	35.887	236.3	2:13.501	149.47	4.041	16:49:03.277
12 - D1	26.962	31.590	40.000	35.436	236.3	2:13.988	148.92	4.528	16:51:17.265
13 - D1	26.634	31.365	39.166	36.060	234.7	2:13.225	149.78	3.765	16:53:30.490
14 - D1	28.149	32.770	43.610	37.187	230.2	2:21.716	140.80	12.256	16:55:52.206
15 - D1	27.529	32.383	42.664	IN PIT	235.8	2:26.159 P	136.52	16.699	16:58:18.365
16 - D2	OUTLAP	31.099	38.700	34.704		4:26.623	74.84	2:17.163	17:02:44.988
17 - D2	49.810	31.688	38.867	35.048	237.8	2:35.413	128.39	25.953	17:05:20.401
18 - D2	26.384	31.652	39.780	34.672	237.3	2:12.488 (3)	150.61	3.028	17:07:32.889
19 - D2	25.902	30.636	38.397	34.525	238.4	2:09.460 (1)	154.13		17:09:42.349
20 - D2	26.339	30.353	38.650	34.559	238.9	2:09.901 (2)	153.61	0.441	17:11:52.250

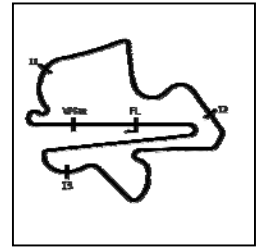
P23 89 GT4 HubAuto Racing		Porsche Cayman GT4 Clubsport MR							
IDEAL LAP TIME : 2:19.039		BEST LAP TIME : 2:19.039		DIFFERENCE : 0.000					
D1: Ringo CHONG		D2: Alan YEO							
LAP	SECTOR 1	SECTOR 2	SECTOR 3	SECTOR 4	SPEED TRAP	LAP TIME	KPH	DIFF	TIME OF DAY
1 - D1	OUTLAP	35.755	44.269	37.990					16:22:12.384
2 - D1	27.584	32.936	41.755	37.266	217.7	2:19.541 (3)	143.00	0.502	16:24:31.925
3 - D1	27.425	32.908	41.966	37.088	216.8	2:19.387 (2)	143.16	0.348	16:26:51.312
4 - D1	27.402	32.869	41.736	37.032	217.7	2:19.039 (1)	143.51		16:29:10.351
5 - D1	28.059	34.058	42.288	IN PIT	216.8	2:25.289 P	137.34	6.250	16:31:35.640
6 - D1	OUTLAP	37.256	44.400	38.772		9:33.802	34.77	7:14.763	16:41:09.442
7 - D1	27.837	33.539	41.815	38.134	216.8	2:21.325	141.19	2.286	16:43:30.767
8 - D1	27.809	33.782	44.359	IN PIT	216.4	2:27.452 P	135.33	8.413	16:45:58.219

Weather / Track : Sunny / Dry

Sepang International Circuit
Circuit Length = 5.543 km
Start: 16:15 Flag 17:10 End: 17:15

Blancpain GT Series Asia 2017

PAID PRACTICE - THURSDAY - TEST SESSION 2 - SECTOR ANALYSIS



SECTOR 1 = FL to I1, SECTOR 2 = I1 to I2 SECTOR 3 = I2 to I3, SECTOR 4 = I3 to FL, DIFF = Difference To Personal Best Lap, P = Crossed Finish Line in Pit Lane, D = Time Disallowed

Lap	Driver	Sector 1	Sector 2	Sector 3	Sector 4	Speed Trap	Lap Time	KPH	Diff	Time of Day
9 - D2	OUTLAP	41.379	47.888	39.426			6:15.940	53.07	3:56.901	16:52:14.159
10 - D2	29.371	39.472	47.188	39.310	215.1	2:35.341	128.45	16.302	16:54:49.500	
11 - D2	29.028	36.298	45.297	39.247	214.2	2:29.870	133.14	10.831	16:57:19.370	
12 - D2	28.827	36.544	44.914	38.641	215.1	2:28.926	133.99	9.887	16:59:48.296	
13 - D2	28.613	36.063	44.328	38.334	216.0	2:27.338	135.43	8.299	17:02:15.634	
14 - D2	28.481	35.572	44.020	38.041	217.7	2:26.114	136.57	7.075	17:04:41.748	
15 - D2	29.402	37.776	48.940	IN PIT	208.8	2:41.154	P 123.82	22.115	17:07:22.902	

P24 117 INV EKS

Porsche Cayman GT4 Clubsport MR

IDEAL LAP TIME : 2:19.571 BEST LAP TIME : 2:19.901 DIFFERENCE : 0.330
 D1: Swen HERBERGER D2: Nazim AZMAN

LAP	SECTOR 1	SECTOR 2	SECTOR 3	SECTOR 4	SPEED TRAP	LAP TIME	KPH	DIFF	TIME OF DAY
1 - D2	OUTLAP	36.663	43.630	39.188					16:21:03.774
2 - D2	28.317	33.692	42.780	38.463	216.4	2:23.252	139.29	3.351	16:23:27.026
3 - D2	28.217	33.184	43.044	38.897	215.5	2:23.342	139.21	3.441	16:25:50.368
4 - D2	28.375	33.358	42.410	39.609	215.5	2:23.752	138.81	3.851	16:28:14.120
5 - D2	28.343	33.447	42.360	38.484	215.5	2:22.634	(3) 139.90	2.733	16:30:36.754
6 - D2	28.344	36.771	42.958	IN PIT	215.5	2:31.122	P 132.04	11.221	16:33:07.876
7 - D1	OUTLAP	36.061	42.467	37.628		8:19.880	39.91	5:59.979	16:41:27.756
8 - D1	27.763	32.974	41.911	37.253	216.4	2:19.901	(1) 142.63		16:43:47.657
9 - D1	28.246	33.635	41.926	37.293	216.8	2:21.100	(2) 141.42	1.199	16:46:08.757
10 - D1	27.433	33.128	43.055	IN PIT	216.8	2:24.296	P 138.29	4.395	16:48:33.053
11 - D2	OUTLAP	40.661	44.889	41.459		7:28.591	44.48	5:08.690	16:56:01.644
12 - D2	28.708	34.281	44.350	IN PIT	208.4	2:32.295	P 131.02	12.394	16:58:33.939
13 - D1	OUTLAP	34.124	44.092	IN PIT		11:10.397	P 29.76	8:50.496	17:09:44.336

P25 10 GT4 EKS

Porsche Cayman GT4 Clubsport MR

IDEAL LAP TIME : 2:20.057 BEST LAP TIME : 2:20.848 DIFFERENCE : 0.791
 D1: Eric LO D2: Byron TONG

LAP	SECTOR 1	SECTOR 2	SECTOR 3	SECTOR 4	SPEED TRAP	LAP TIME	KPH	DIFF	TIME OF DAY
1 - D2	OUTLAP	39.824	54.713	42.982					16:19:55.650
2 - D2	29.946	34.659	45.543	40.751	192.8	2:30.899	132.23	10.051	16:22:26.549
3 - D2	28.223	35.692	44.449	38.624	215.1	2:26.988	135.75	6.140	16:24:53.537
4 - D2	28.013	33.671	43.067	38.371	216.8	2:23.122	139.42	2.274	16:27:16.659
5 - D2	28.288	33.678	42.504	38.266	214.7	2:22.736	139.80	1.888	16:29:39.395
6 - D2	28.098	33.665	41.869	IN PIT	216.0	2:24.473	P 138.12	3.625	16:32:03.868
7 - D1	OUTLAP	33.874	42.558	37.839		5:10.001	64.37	2:49.153	16:37:13.869
8 - D1	27.909	33.301	43.751	37.809	215.1	2:22.770	139.76	1.922	16:39:36.639
9 - D1	27.832	33.196	42.355	37.465	216.8	2:20.848	(1) 141.67		16:41:57.487
10 - D1	27.582	34.469	41.881	37.410	215.1	2:21.342	141.18	0.494	16:44:18.829
11 - D1	27.732	33.220	42.304	37.759	215.5	2:21.015	(2) 141.50	0.167	16:46:39.844
12 - D1	28.126	33.558	42.012	37.475	217.7	2:21.171	(3) 141.35	0.323	16:49:01.015
13 - D1	27.677	34.448	43.091	IN PIT	216.0	2:25.762	P 136.89	4.914	16:51:26.777
14 - D2	OUTLAP	34.697	45.824	41.122		4:39.013	71.51	2:18.165	16:56:05.790
15 - D2	28.081	33.444	43.356	37.890	216.0	2:22.771	139.76	1.923	16:58:28.561
16 - D2	28.247	33.817	43.166	38.116	217.3	2:23.346	139.20	2.498	17:00:51.907
17 - D2	27.886	33.508	43.201	37.813	216.0	2:22.408	140.12	1.560	17:03:14.315
18 - D2	27.897	33.415	42.237	38.190	217.3	2:21.739	140.78	0.891	17:05:36.054
19 - D2	28.146	33.268	41.958	38.410	215.5	2:21.782	140.74	0.934	17:07:57.836
20 - D2	28.632	34.654	49.072	IN PIT	216.0	2:38.817	P 125.64	17.969	17:10:36.653

P26 17 GT4 Tawain Top Speed Racing Team

Porsche Cayman GT4 Clubsport MR

IDEAL LAP TIME : 2:21.413 BEST LAP TIME : 2:21.767 DIFFERENCE : 0.354
 D1: Jeremy WANG D2: Keo CHANG

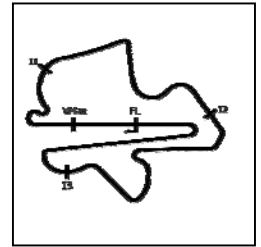
LAP	SECTOR 1	SECTOR 2	SECTOR 3	SECTOR 4	SPEED TRAP	LAP TIME	KPH	DIFF	TIME OF DAY
1 - D2	OUTLAP	35.199	48.746	43.707					16:20:15.379
2 - D2	28.156	33.373	42.669	38.139	218.1	2:22.337	(3) 140.19	0.570	16:22:37.716
3 - D2	28.151	33.741	43.219	38.119	216.0	2:23.230	139.31	1.463	16:25:00.946
4 - D2	28.978	36.792	43.015	39.010	216.4	2:27.795	135.01	6.028	16:27:28.741
5 - D2	27.997	33.740	42.511	37.687	215.1	2:21.935	(2) 140.59	0.168	16:29:50.676
6 - D2	31.587	35.933	45.301	38.635	178.5	2:31.456	131.75	9.689	16:32:22.132
7 - D2	28.130	33.594	42.364	37.679	216.0	2:21.767	(1) 140.75		16:34:43.899

Weather / Track : Sunny / Dry

Sepang International Circuit
 Circuit Length = 5.543 km
 Start: 16:15 Flag 17:10 End: 17:15

Blancpain GT Series Asia 2017

PAID PRACTICE - THURSDAY - TEST SESSION 2 - SECTOR ANALYSIS



SECTOR 1 = FL to I1, SECTOR 2 = I1 to I2 SECTOR 3 = I2 to I3, SECTOR 4 = I3 to FL, DIFF = Difference To Personal Best Lap, P = Crossed Finish Line in Pit Lane, D = Time Disallowed

Lap	Time	S1	S2	S3	S4	IN PIT	Speed	Lap Time	KPH	DIFF	Time of Day
8 - D2	31.712	41.910	51.202	IN PIT	193.8	2:55.337	P	113.80	33.570	16:37:39.236	
9 - D2	OUTLAP	37.529	45.735	37.761		6:05.476		54.59	3:43.709	16:43:44.712	
10 - D2	28.126	37.379	43.593	38.460	215.5	2:27.558		135.23	5.791	16:46:12.270	
11 - D2	28.162	34.528	44.773	38.279	215.1	2:25.742		136.91	3.975	16:48:38.012	
12 - D2	29.853	34.223	44.623	38.778	215.5	2:27.477		135.30	5.710	16:51:05.489	
13 - D2	28.427	34.252	43.455	38.363	214.2	2:24.497		138.09	2.730	16:53:29.986	
14 - D2	29.942	35.724	45.529	38.875	208.4	2:30.070		132.96	8.303	16:56:00.056	
15 - D2	28.955	37.273	46.867	39.080	214.7	2:32.175		131.13	10.408	16:58:32.231	
16 - D2	30.159	36.690	45.341	38.585	216.4	2:30.775		132.34	9.008	17:01:03.006	
17 - D2	28.094	35.506	43.082	37.703	217.3	2:24.385		138.20	2.618	17:03:27.391	
18 - D2	28.266	34.188	43.547	38.240	215.1	2:24.241		138.34	2.474	17:05:51.632	
19 - D2	30.361	34.840	43.580	IN PIT	216.4	2:34.555	P	129.11	12.788	17:08:26.187	

P27 11 GT4 TTR Team SARD

Porsche Cayman GT4 Clubsport MR

IDEAL LAP TIME : 2:23.933

BEST LAP TIME : 2:24.083

DIFFERENCE : 0.150

D1: Tony FONG

D2: Terrence TSE

LAP	SECTOR 1	SECTOR 2	SECTOR 3	SECTOR 4	SPEED TRAP	LAP TIME	KPH	DIFF	TIME OF DAY	
1 - D2	OUTLAP	35.054	43.454	38.322					16:20:41.467	
2 - D2	28.989	35.004	43.611	38.025	214.2	2:25.629	(2)	137.02	1.546	16:23:07.096
3 - D2	28.664	35.418	54.365	40.034	215.1	2:38.481		125.91	14.398	16:25:45.577
4 - D2	28.850	33.979	43.395	39.629	214.2	2:25.853	(3)	136.81	1.770	16:28:11.430
5 - D2	28.628	33.905	43.472	38.078	211.3	2:24.083	(1)	138.49		16:30:35.513
6 - D2	28.608	38.006	44.203	38.385	214.2	2:29.202		133.74	5.119	16:33:04.715
7 - D2	28.645	34.699	44.428	38.579	213.0	2:26.351		136.34	2.268	16:35:31.066
8 - D2	30.595	34.581	45.791	IN PIT	213.8	2:40.831	P	124.07	16.748	16:38:11.897
9 - D1	OUTLAP	35.284	44.981	39.824		7:35.044		43.85	5:10.961	16:45:46.941
10 - D1	29.592	35.386	44.571	39.326	214.7	2:28.875		134.03	4.792	16:48:15.816
11 - D1	29.157	34.680	44.098	38.987	214.2	2:26.922		135.81	2.839	16:50:42.738
12 - D1	29.285	34.387	45.994	39.714	213.4	2:29.380		133.58	5.297	16:53:12.118
13 - D1	30.132	34.961	43.803	38.584	214.2	2:27.480		135.30	3.397	16:55:39.598
14 - D1	30.152	47.876	58.440	IN PIT	215.1	3:18.822	P	100.36	54.739	16:58:58.420
15 - D1	OUTLAP	38.458	46.108	40.815		6:39.730		49.92	4:15.647	17:05:38.150
16 - D1	29.249	34.649	44.035	39.269	216.0	2:27.202		135.56	3.119	17:08:05.352
17 - D1	29.120	1:05.128	58.309	IN PIT	216.8	3:30.124	P	94.96	1:06.041	17:11:35.476

Weather / Track : Sunny / Dry

Sepang International Circuit

Circuit Length = 5.543 km

Start: 16:15 Flag 17:10 End: 17:15

Blancpain GT Series Asia 2017

PAID PRACTICE - THURSDAY - TEST SESSION 2 - BEST SPEEDS

POS	NO	NAME	VMAX	KPH
1	39	Spirit of Race		241.0
2	37	BBT		241.0
3	91	FIST - Team AAI		241.0
4	38	Spirit of Race		240.5
5	88	Craft Bamboo Racing		240.5
6	2	FFF Racing Team By ACM		240.0
7	1	FFF Racing Team By ACM		240.0
8	66	Vincenzo Sospiri Racing		240.0
9	99	Craft Bamboo Racing		239.4
10	13	Milestone Racing		238.9
11	888	GruppeM		238.9
12	98	Arrows Racing		238.9
13	27	X-One Racing Team		238.9
14	69	CMRT		238.9
15	6	Team Audi R8 LMS Cup		238.4
16	86	OD Racing Team		238.4
17	18	KCMG		238.4
18	999	GruppeM		238.4
19	5	Audi Hong Kong		238.4
20	19	KCMG		238.4
21	90	FIST - Team AAI		238.4
22	12	Clearwater Racing		235.8
23	17	Tawain Top Speed Racing Team		218.1
24	89	HubAuto Racing		217.7
25	10	EKS		217.7
26	117	EKS		216.8
27	11	TTR Team SARD		216.8

Weather / Track : Sunny / Dry

Results can be found at www.tsl-timing.com

Sepang International Circuit
Circuit Length = 5.543 km
Start: 16:15 Flag 17:10 End: 17:15

Printed - 17:17 Thursday, 06 April 2017

Blancpain GT Series Asia 2017

PAID PRACTICE - THURSDAY - TEST SESSION 2 - BEST SECTORS

SECTOR 1				SECTOR 2				SECTOR 3				SECTOR 4				IDEAL / BEST COMPARISON		
POS	NO	NAME	TIME	NO	NAME	TIME	NO	NAME	TIME	NO	NAME	TIME	NO	NAME	IDEAL	BEST	DIFF	
															PERFECT LAP		2:04.006	
1	6	Team Au	24.722	6	Team Au	29.114	39	Spirit	36.759	18	KCMG	33.411	1	6	Team Audi R8 LMS Cup	2:04.187	2:04.306	0.119
2	13	Milesto	24.833	39	Spirit	29.118	86	OD Raci	36.802	39	Spirit	33.444	2	39	Spirit of Race	2:04.286	2:04.834	0.548
3	37	BBT	24.856	999	GruppeM	29.161	888	GruppeM	36.820	38	Spirit	33.467	3	18	KCMG	2:04.481	2:04.881	0.400
4	18	KCMG	24.913	13	Milesto	29.194	6	Team Au	36.863	6	Team Au	33.488	4	888	GruppeM	2:04.509	2:04.970	0.461
5	86	OD Raci	24.923	18	KCMG	29.206	999	GruppeM	36.898	37	BBT	33.518	5	13	Milestone Racing	2:04.538	2:04.814	0.276
6	888	GruppeM	24.928	888	GruppeM	29.237	13	Milesto	36.925	999	GruppeM	33.521	6	86	OD Racing Team	2:04.580	2:04.800	0.220
7	5	Audi Ho	24.930	5	Audi Ho	29.270	18	KCMG	36.951	888	GruppeM	33.524	7	37	BBT	2:04.775	2:04.984	0.209
8	39	Spirit	24.965	86	OD Raci	29.317	37	BBT	37.061	86	OD Raci	33.538	8	999	GruppeM	2:04.900	2:05.056	0.156
9	66	Vincenz	25.076	37	BBT	29.340	1	FFF Rac	37.168	5	Audi Ho	33.545	9	5	Audi Hong Kong	2:04.944	2:05.259	0.315
10	2	FFF Rac	25.094	2	FFF Rac	29.364	5	Audi Ho	37.199	13	Milesto	33.586	10	2	FFF Racing Team By ACM	2:05.417	2:05.835	0.418
11	38	Spirit	25.106	1	FFF Rac	29.481	2	FFF Rac	37.240	2	FFF Rac	33.719	11	38	Spirit of Race	2:05.455	2:05.793	0.338
12	1	FFF Rac	25.120	38	Spirit	29.502	99	Craft B	37.260	1	FFF Rac	33.720	12	1	FFF Racing Team By ACM	2:05.489	2:06.065	0.576
13	99	Craft B	25.288	66	Vincenz	29.505	91	FIST -	37.364	99	Craft B	33.751	13	66	Vincenzo Sospiri Racing	2:05.840	2:06.223	0.383
14	88	Craft B	25.319	99	Craft B	29.639	38	Spirit	37.380	66	Vincenz	33.759	14	99	Craft Bamboo Racing	2:05.938	2:06.013	0.075
15	999	GruppeM	25.320	91	FIST -	29.775	66	Vincenz	37.500	19	KCMG	33.862	15	91	FIST - Team AAI	2:06.649	2:07.087	0.438
16	12	Clearwa	25.362	88	Craft B	29.781	19	KCMG	37.636	88	Craft B	33.895	16	88	Craft Bamboo Racing	2:06.792	2:06.871	0.079
17	91	FIST -	25.369	12	Clearwa	29.912	88	Craft B	37.797	98	Arrows	34.076	17	19	KCMG	2:07.012	2:07.091	0.079
18	98	Arrows	25.472	19	KCMG	29.919	12	Clearwa	38.015	91	FIST -	34.141	18	12	Clearwater Racing	2:07.453	2:08.210	0.757
19	19	KCMG	25.595	98	Arrows	30.007	98	Arrows	38.144	27	X-One R	34.163	19	98	Arrows Racing	2:07.699	2:07.961	0.262
20	90	FIST -	25.620	90	FIST -	30.150	90	FIST -	38.386	12	Clearwa	34.164	20	27	X-One Racing Team	2:08.574	2:09.044	0.470
21	27	X-One R	25.758	27	X-One R	30.153	69	CMRT	38.397	69	CMRT	34.525	21	90	FIST - Team AAI	2:08.813	2:09.429	0.616
22	69	CMRT	25.902	69	CMRT	30.353	27	X-One R	38.500	90	FIST -	34.657	22	69	CMRT	2:09.177	2:09.460	0.283
23	89	HubAuto	27.402	89	HubAuto	32.869	89	HubAuto	41.736	89	HubAuto	37.032	23	89	HubAuto Racing	2:19.039	2:19.039	0.000
24	117	EKS	27.433	117	EKS	32.974	10	EKS	41.869	117	EKS	37.253	24	117	EKS	2:19.571	2:19.901	0.330
25	10	EKS	27.582	10	EKS	33.196	117	EKS	41.911	10	EKS	37.410	25	10	EKS	2:20.057	2:20.848	0.791
26	17	Tawain	27.997	17	Tawain	33.373	17	Tawain	42.364	17	Tawain	37.679	26	17	Tawain Top Speed Racing Te	2:21.413	2:21.767	0.354
27	11	TTR Tea	28.608	11	TTR Tea	33.905	11	TTR Tea	43.395	11	TTR Tea	38.025	27	11	TTR Team SARD	2:23.933	2:24.083	0.150

Weather / Track : Sunny / Dry

Results can be found at www.tsl-timing.com

Sepang International Circuit
Circuit Length = 5.543 km
Start: 16:15 Flag 17:10 End: 17:15

Printed - 17:16 Thursday, 06 April 2017

Blancpain GT Series Asia 2017

PAID PRACTICE - THURSDAY - TEST SESSION 2 - DRIVER STATISTICS

POS	NO	CL	PIC	TEAM / DRIVERS	CAR	LAPS	RACE TIME	%	BEST	ON	KPH
1	6	Pro/Am	1	Team Audi R8 LMS Cup (HKG) Alex AU Alex YOONG	Audi R8 LMS GT3	22	54:32.270				
						0	0.000	0.00		0	
						21	47:38.747	87.36	2:04.306	22	160.52
2	86	Silver	1	OD Racing Team (HKG) Mitchell GILBERT Adilja PATEL	Audi R8 LMS GT3	20	55:10.449				
						19	43:15.161	78.39	2:04.800	13	159.89
						0	0.000	0.00		0	
3	13	Pro/Am	2	Milestone Racing (HKG) Sun JINGZU Franky Cheng CONGFU	Audi R8 LMS GT3	19	54:22.623				
						8	17:59.344	33.08	2:10.682	9	152.69
						10	24:34.077	45.18	2:04.814	16	159.87
4	39	Pro/Am	3	Spirit of Race (CHN) Jiang XIN Massimiliano WISER	Ferrari 488 GT3	18	48:33.851				
						9	20:20.241	41.88	2:07.076	11	157.03
						8	19:10.700	39.49	2:04.834	3	159.85
5	18	Pro/Am	4	KCMG (HKG) Sanghwi Rick YOON Martin RUMP	Audi R8 LMS GT3	22	54:44.493				
						0	0.000	0.00		0	
						21	47:11.574	86.21	2:04.881	9	159.79
6	888	Silver	2	GruppeM (HKG) Tim SUGDEN Jules SYMKOWIAK	Mercedes AMG-GT3	21	52:13.606				
						20	45:59.715	88.07	2:04.970	7	159.67
						0	0.000	0.00		0	
7	37	Pro/Am	5	BBT (CHN) Anthony LIU Davide RIZZO	Ferrari 488 GT3	16	40:48.763				
						0	0.000	0.00		0	
						15	33:58.870	83.26	2:04.984	7	159.65
8	999	Pro/Am	6	GruppeM (HKG) Hunter ABBOTT Raffaele MARCIELLO (ITA)	Mercedes AMG-GT3	17	49:55.312				
						13	36:26.297	72.99	2:06.894	14	157.25
						3	8:30.374	17.04	2:05.056	3	159.56
9	5	Silver	3	Audi Hong Kong (HKG) Marchy LEE Shaun Thong Wei FUNG	Audi R8 LMS GT3	21	54:06.273				
						0	0.000	0.00		0	
						20	45:03.116	83.27	2:05.259	19	159.30
10	38	Pro/Am	7	Spirit of Race (CHN) Nasrat MUZAYYIN Rui AGUAS	Ferrari 488 GT3	20	55:14.101				
						11	26:36.721	48.18	2:10.481	3	152.93
						8	17:24.385	31.51	2:05.793	13	158.63
11	2	Pro/Am	8	FFF Racing Team By ACM (CHN) ZHU Junhan Ho-Pin TUNG	Lamborghini Huracan GT3	19	53:44.796				
						14	31:20.232	58.31	2:05.965	19	158.41
						4	10:42.611	19.93	2:05.835	3	158.57
12	99	Silver	4	Craft Bamboo Racing (HKG) Darryl O'YOUNG Peter LI	Porsche 911 GT3R	22	54:12.637				
						10	21:50.573	40.29	2:06.013	15	158.35
						11	26:06.780	48.17	2:07.534	20	156.46
13	1	Silver	5	FFF Racing Team By ACM (CHN) Aidan READ Alberto DI FOLCO	Lamborghini Huracan GT3	20	55:27.903				
						19	43:02.593	77.60	2:06.065	19	158.28
						0	0.000	0.00		0	
14	66	Silver	6	Vincenzo Sospiri Racing (ITA) Martin KODRIC Sandy STUVIK	Lamborghini Huracan GT3	19	55:02.344				
						18	41:09.815	74.79	2:06.223	12	158.09
						0	0.000	0.00		0	
15	88	Silver	7	Craft Bamboo Racing (HKG) Jules GOUNON Joel CAMATHIAS	Porsche 911 GT3R	19	53:55.977				
						13	30:12.607	56.01	2:06.871	8	157.28
						5	10:47.043	20.00	2:09.009	19	154.67
16	91	Silver	8	FIST - Team AAI (TPE) Ollie MILLROY Jesse KROHN	BMW M6 GT3	20	54:01.080				
						10	21:24.861	39.64	2:07.102	18	156.99
						9	21:26.941	39.71	2:07.087	7	157.01
17	19	Am/Am	1	KCMG (HKG) Naoto TAKEDA Tatuya SHIRASAKA	Audi R8 LMS GT3	21	53:37.383				
						14	33:13.812	61.97	2:08.572	7	155.20
						6	13:03.640	24.36	2:07.091	21	157.01
18	98	Pro/Am	9	Arrows Racing (HKG) Philip MA Fairuz FAUZY	Porsche 911 GT3R	19	54:06.227				
						0	0.000	0.00		0	
						18	41:18.516	76.35	2:07.961	8	155.94
19	12	Pro/Am	10	Clearwater Racing (SGP) Richard WEE Rob BELL	McLaren 650S GT3	15	54:38.912				
						13	37:01.494	67.75	2:08.210	9	155.64
						1	2:04.613	3.80		0	

Sepang International Circuit

Circuit Length = 5.543 km

Start: 16:15 Flag 17:10 End: 17:15

Weather / Track : Sunny / Dry

Blancpain GT Series Asia 2017

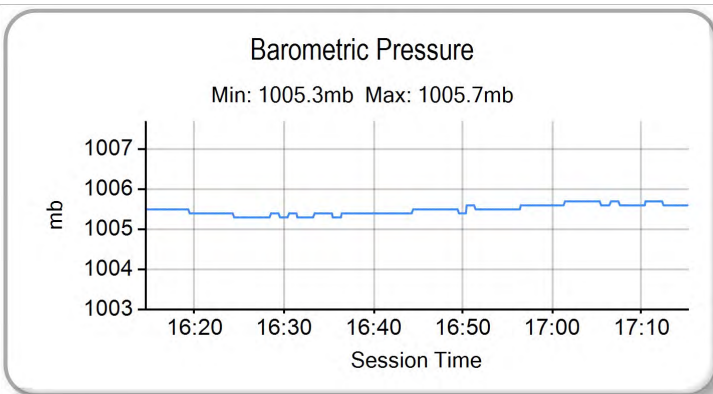
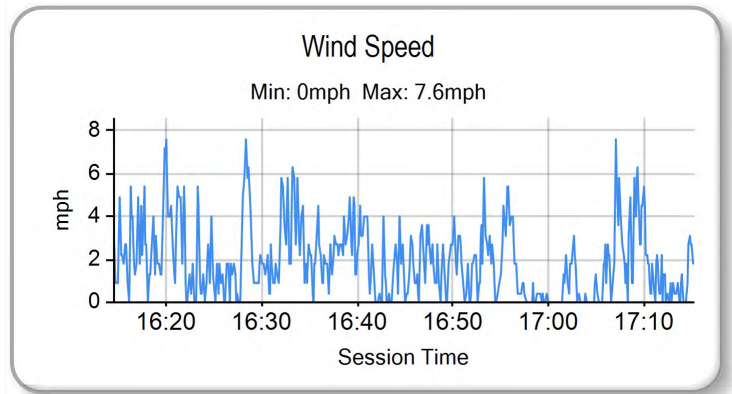
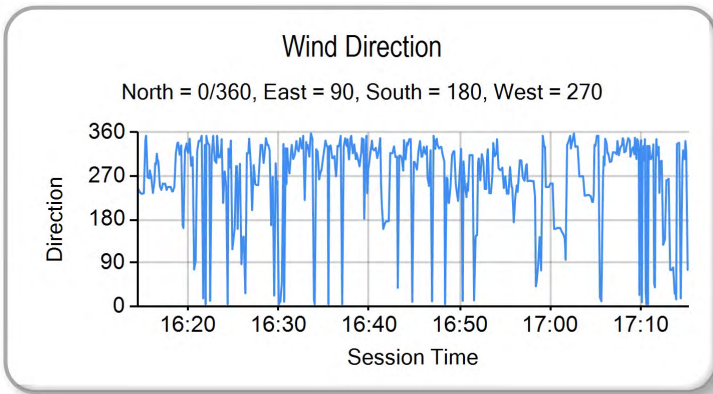
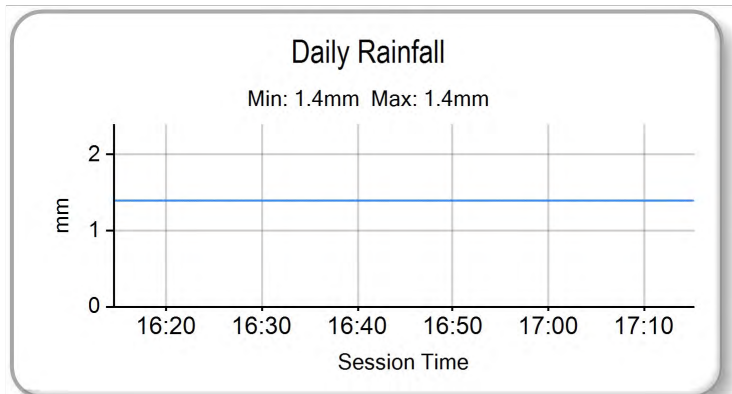
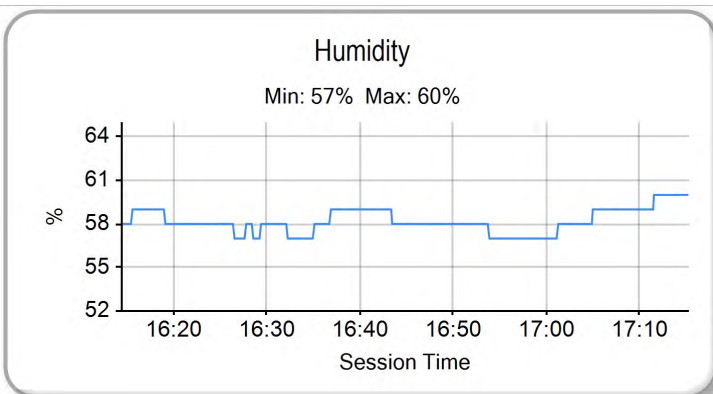
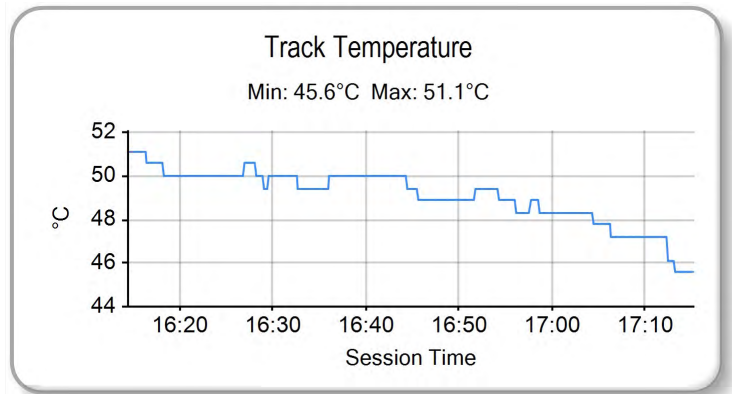
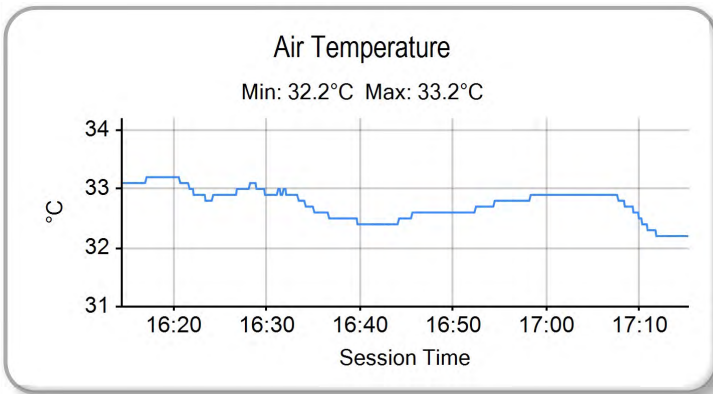
PAID PRACTICE - THURSDAY - TEST SESSION 2 - DRIVER STATISTICS

POS	NO	CL	PIC	TEAM / DRIVERS	CAR	LAPS	RACE TIME	%	BEST	ON	KPH
20	27	Am/Am	2	X-One Racing Team (CHN) Vincent WONG Andrew HARYANTO	Lamborghini Huracan GT3	24	55:09.902				
						23	53:09.453	96.36	2:09.044	9	154.63
						0	0.000	0.00		0	
21	90	Am/Am	3	FIST - Team AAI (TPE) Jun San CHEN Lam YU	BMW M6 GT3	20	53:39.831				
						11	26:47.741	49.93	2:09.429	2	154.17
						8	18:05.475	33.71	2:12.581	18	150.51
22	69	Am/Am	4	CMRT (SGP) James CAI Kenneth LIM	Aston Martin Vantage GT3	20	53:46.470				
						14	34:32.105	64.22	2:13.225	13	149.78
						5	11:13.934	20.89	2:09.460	19	154.13
23	89	GT4	1	HubAuto Racing (TPE) Ringo CHONG Alan YEO	Porsche Cayman GT4 Clubsport MR	15	47:40.125				
						7	19:10.601	40.23	2:19.039	4	143.51
						7	17:47.896	37.34	2:26.114	14	136.57
24	117	INV	1	EKS (MYS) Swen HERBERGER Nazim AZMAN	Porsche Cayman GT4 Clubsport MR	13	51:07.645				
						5	36:31.088	71.43	2:19.901	8	142.63
						7	35:03.172	68.56	2:22.634	5	139.90
25	10	GT4	2	EKS (MYS) Eric LO Byron TONG	Porsche Cayman GT4 Clubsport MR	20	53:27.299				
						7	16:32.200	30.94	2:20.848	9	141.67
						12	31:58.588	59.82	2:21.739	18	140.78
26	17	GT4	3	Tawain Top Speed Racing Team (TPE) Jeremy WANG Keo CHANG	Porsche Cayman GT4 Clubsport MR	19	50:45.186				
						0	0.000	0.00		0	
						18	47:06.128	92.81	2:21.767	7	140.75
27	11	GT4	4	TTR Team SARD (HKG) Tony FONG Terrence TSE	Porsche Cayman GT4 Clubsport MR	17	53:15.990				
						9	24:14.969	45.52	2:26.922	11	135.81
						7	19:52.411	37.31	2:24.083	5	138.49

Weather / Track : Sunny / Dry

Blancpain GT Series Asia 2017

PAID PRACTICE - THURSDAY - TEST SESSION 2 - WEATHER CONDITIONS



Weather / Track : Sunny / Dry

Results can be found at www.tsl-timing.com

Sepang International Circuit
Circuit Length = 5.543 miles
Start: 16:15 Flag 17:10 End: 17:15

Printed - 17:18 Thursday, 06 April 2017

Blancpain GT Series Asia 2017

PAID PRACTICE - WEDNESDAY and THURSDAY - COMBINED CLASSIFICATION

POS	NO	CL	PIC NAME	FIRST		SECOND		THIRD		FOURTH		GAP	DIFF
				TIME	LAPS	TIME	LAPS	TIME	LAPS	TIME	LAPS		
1	13	Pro/Am	1 Milestone Racing	2:04.132	12	2:04.260	13	2:12.350	18	2:04.814	19		
2	6	Pro/Am	2 Team Audi R8 LMS Cup	2:22.297	3		0	2:17.111	20	2:04.306	22	0.174	0.174
3	86	Silver	1 OD Racing Team	2:04.451	13	2:04.871	13	2:17.461	19	2:04.800	20	0.319	0.145
4	37	Pro/Am	3 BBT	2:04.524	13	2:05.345	15	2:18.228	15	2:04.984	16	0.392	0.073
5	39	Pro/Am	4 Spirit of Race	2:04.679	14	2:05.165	11	2:17.525	16	2:04.834	18	0.547	0.155
6	18	Pro/Am	5 KCMG	2:06.401	4	2:05.862	15	2:19.032	18	2:04.881	22	0.749	0.202
7	888	Silver	2 GruppeM		0	2:06.499	11	2:12.051	10	2:04.970	21	0.838	0.089
8	999	Pro/Am	6 GruppeM		0	2:06.214	11	2:17.538	14	2:05.056	17	0.924	0.086
9	5	Silver	3 Audi Hong Kong	2:06.465	12	2:07.828	12	2:17.632	20	2:05.259	21	1.127	0.203
10	38	Pro/Am	7 Spirit of Race		0	2:20.929	3	2:18.480	15	2:05.793	20	1.661	0.534
11	2	Pro/Am	8 FFF Racing Team By ACM	2:05.851	14	2:06.550	10	2:19.351	18	2:05.835	19	1.703	0.042
12	19	Am/Am	1 KCMG	2:05.851	13	2:06.749	13	2:20.310	17	2:07.091	21	1.719	0.016
13	1	Silver	4 FFF Racing Team By ACM	2:07.018	16	2:05.982	13	2:18.601	20	2:06.065	20	1.850	0.131
14	99	Silver	5 Craft Bamboo Racing	2:08.032	17	2:06.855	13	2:19.784	14	2:06.013	22	1.881	0.031
15	12	Pro/Am	9 Clearwater Racing	2:06.162	16	2:06.298	13	2:18.898	17	2:08.210	15	2.030	0.149
16	66	Silver	6 Vincenzo Sospiri Racing	2:06.476	6	2:07.173	13	2:12.976	18	2:06.223	19	2.091	0.061
17	88	Silver	7 Craft Bamboo Racing		0		0	2:19.875	12	2:06.871	19	2.739	0.648
18	91	Silver	8 FIST - Team AAI		0		0	2:20.830	14	2:07.087	20	2.955	0.216
19	98	Pro/Am	10 Arrows Racing		0		0		0	2:07.961	19	3.829	0.874
20	27	Am/Am	2 X-One Racing Team		0	2:08.541	9	2:20.744	19	2:09.044	24	4.409	0.580
21	69	Am/Am	3 CMRT		5	2:08.761	10	2:23.551	17	2:09.460	20	4.629	0.220
22	90	Am/Am	4 FIST - Team AAI		0		0	2:21.713	16	2:09.429	20	5.297	0.668
23	117	INV	1 EKS	2:18.396	11	2:18.692	11	2:26.445	7	2:19.901	13	14.264	8.967
24	89	GT4	1 HubAuto Racing	2:23.730	12	2:26.088	10	2:33.317	9	2:19.039	15	14.907	0.643
25	10	GT4	2 EKS	2:22.065	14	2:19.763	12	2:32.979	8	2:20.848	20	15.631	0.724
26	17	GT4	3 Tawain Top Speed Racing Team		0	2:22.623	9	2:32.794	15	2:21.767	19	17.635	2.004
27	11	GT4	4 TTR Team SARD	2:28.829	13	2:23.614	13	2:34.224	13	2:24.083	17	19.482	1.847

Weather / Track : Sunny / Dry

These results are provisional until the conclusion of any judicial and technical matters.

Sepang International Circuit

Circuit Length = 5.543 km

Start: 16:15 Flag 17:10 End: 17:15

Clerk Of Course :

Timekeeper :

Blancpain GT Series Asia 2017

FREE PRACTICE 1 - CLASSIFICATION

POS	NO	CL	PIC	TEAM / DRIVERS	CAR	TIME	ON	LAPS	GAP	DIFF	KPH
1	999	Pro/Am	1	GruppeM (HKG) Hunter ABBOTT (GBR) / Raffaele MARCIELLO (ITA)	Mercedes AMG-GT3	2:17.584	16	16			145.03
2	66	Silver	1	Vincenzo Sospiri Racing SRL (ITA) Martin KODRIC (HRV) / Sandy STUVIK (THA)	Lamborghini Huracan GT3	2:17.684	16	16	0.099	0.099	144.93
3	888	Silver	2	GruppeM (HKG) Tim SUGDEN (GBR) / Jules SZYMKOWIAK (NLD)	Mercedes AMG-GT3	2:17.748	14	16	0.163	0.063	144.86
4	1	Silver	3	FFF Racing Team By ACM (CHN) Aidan READ (AUS) / Alberto DI FOLCO (ITA)	Lamborghini Huracan GT3	2:17.909	7	16	0.324	0.161	144.69
5	86	Silver	4	OD Racing Team (MYS) Mitchell GILBERT (MYS) / Aditja PATEL (IND)	Audi R8 LMS GT3	2:17.982	11	16	0.398	0.073	144.61
6	37	Pro/Am	2	BBT (CHN) Anthony Liu XU (CHN) / Davide RIZZO (HKG)	Ferrari 488 GT3	2:18.100	11	16	0.516	0.117	144.49
7	7	Pro/Am	3	Team WRT (BEL) Jeffrey LEE (TPE) / Will STEVENS (GBR)	Audi R8 LMS GT3	2:18.113	9	17	0.528	0.012	144.48
8	98	Pro/Am	4	Arrows Racing (MYS) Phillip MA (HKG) / Fairuz FAUZY (MYS)	Porsche 911 GT3R	2:18.180	16	18	0.596	0.067	144.41
9	39	Pro/Am	5	Spirit of Race SA (CHE) Jiang XIN (CHN) / Massimiliano WISER (ITA)	Ferrari 488 GT3	2:18.232	5	9	0.647	0.051	144.35
10	13	Pro/Am	6	Milestone Racing (HKG) Sun JINGZU (CHN) / Franky Cheng CONGFU (CHN)	Audi R8 LMS GT3	2:18.313	4	17	0.728	0.080	144.27
11	5	Silver	5	Audi Hong Kong (HKG) Marchy LEE (HKG) / Shaun Thong Wei FUNG (HKG)	Audi R8 LMS GT3	2:18.345	8	16	0.760	0.031	144.23
12	18	Pro/Am	7	KCMG (HKG) Sanghwi Rick YOON (HKG) / Martin RUMP (EST)	Audi R8 LMS GT3	2:18.484	8	18	0.899	0.139	144.09
13	38	Pro/Am	8	Spirit of Race SA (CHE) Nasrat MUZAYYIN (SGP) / Rui AGUAS (PRT)	Ferrari 488 GT3	2:18.545	5	14	0.960	0.061	144.03
14	6	Pro/Am	9	Team Audi R8 LMS Cup (HKG) Alex AU (HKG) / Alex YOONG (MYS)	Audi R8 LMS GT3	2:18.627	4	18	1.043	0.082	143.94
15	12	Pro/Am	10	Clearwater Racing (SGP) Richard WEE (SGP) / Rob BELL (GBR)	McLaren 650S GT3	2:18.849	5	15	1.264	0.221	143.71
16	88	Silver	6	Craft Bamboo Racing (HKG) Jules GOUNON (FRA) / Joel CAMATHIAS (MCO)	Porsche 911 GT3R	2:19.565	10	16	1.980	0.715	142.97
17	2	Pro/Am	11	FFF Racing Team By ACM (CHN) ZHU Junhan (CHN) / Ho-Pin TUNG (CHN)	Lamborghini Huracan GT3	2:19.623	5	15	2.038	0.058	142.91
18	19	Am/Am	1	KCMG (HKG) Naoto TAKEEDA (JPN) / Tatuya SHIRASAKA (JPN)	Audi R8 LMS GT3	2:19.699	16	16	2.115	0.076	142.84
19	91	Silver	7	FIST - Team AAI (TPE) Oliver MILLROY (GBR) / Jesse KROHN (FIN)	BMW M6 GT3	2:19.924	13	16	2.339	0.224	142.61
20	99	Silver	8	Craft Bamboo Racing (HKG) Darryl O'YOUNG (HKG) / Peter Li ZHICONG (CHN)	Porsche 911 GT3R	2:20.777	15	16	3.192	0.853	141.74
21	75	Am/Am	2	T2 Motorsport (SGP) Teo Bee TAT Gregory (SGP) / David TJIPTOBIANTORO (IDN)	Ferrari 488 GT3	2:20.836	11	15	3.251	0.058	141.68
22	27	Am/Am	3	X-One Motorsports Ltd (CHE) Vincent WONG (HKG) / Andrew HARYANTO (IDN)	Lamborghini Huracan GT3	2:21.476	15	15	3.892	0.640	141.04
23	90 *	Am/Am	4	FIST - Team AAI (TPE) Jun San CHEN (TPE) / Lin YU (CHN)	BMW M6 GT3	2:21.539	9	16	3.955	0.063	140.98
24	69	Am/Am	5	CMRT Eurasia (SGP) James Cai MENGTAO (CHN) / Kenneth Lim Juin CHENG (MYS)	Aston Martin Vantage GT3	2:22.187	17	17	4.602	0.647	140.34
25	77 *	GT4	1	Craft Bamboo Racing (HKG) Frank YU (HKG) / Jean-Marc MERLIN (FRA)	Porsche Cayman GT4 Clubspor	2:31.943	4	8	14.358	9.756	131.33
26	117	INV	1	EKS Motorsport (MYS) Swen HERBERGER (DEU) / Nazim AZMAN (MYS)	Porsche Cayman GT4 Clubspor	2:31.972	2	14	14.388	0.029	131.30
27	89	GT4	2	HubAuto Racing (TPE) Ringo CHONG (SGP) / Alan YEO (AUS)	Porsche Cayman GT4 Clubspor	2:32.935	6	11	15.350	0.962	130.47
28	17	GT4	3	Taiwan Top Speed Racing Team (TPE) Jeremy WANG (TPE) / Keo CHANG (TPE)	Porsche Cayman GT4 Clubspor	2:33.091	6	13	15.507	0.156	130.34
29	10	GT4	4	EKS Motorsports (MYS) Eric Lo PIU (HKG) / Byron Tong Siu KAU (HKG)	Porsche Cayman GT4 Clubspor	2:33.208	4	12	15.624	0.117	130.24
30	11	GT4	5	TTR Team SARD (HKG) Tony Fong Wai SHING (HKG) / Terrence TSE (HKG)	Porsche Cayman GT4 Clubspor	2:35.976	3	13	18.392	2.768	127.93

* Cars 90 & 77 - No working transponder, please check for FP2.

Sepang International Circuit
Circuit Length = 5.543 km
Start: 12:15 Flag 13:00 End: 13:06

Weather / Track : Cloudy / Drying

These results are provisional until the conclusion of any judicial and technical matters.

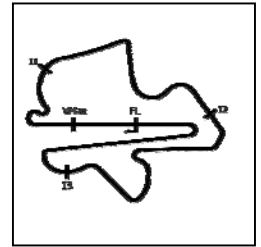
Race Director : Ravin	Stewards :	Timekeeper :
-----------------------	------------	--------------

Results can be found at www.tsl-timing.com

Printed - 13:06 Friday, 07 April 2017

Blancpain GT Series Asia 2017

FREE PRACTICE 1 - SECTOR ANALYSIS



SECTOR 1 = FL to I1, SECTOR 2 = I1 to I2 SECTOR 3 = I2 to I3, SECTOR 4 = I3 to FL, DIFF = Difference To Personal Best Lap, P = Crossed Finish Line in Pit Lane, D = Time Disallowed

P1 999 Pro/An GruppeM		Mercedes AMG-GT3							
IDEAL LAP TIME : 2:17.584		BEST LAP TIME : 2:17.584		DIFFERENCE : 0.000					
D1: Hunter ABBOTT		D2: Raffaele MARCIELLO							
LAP	SECTOR 1	SECTOR 2	SECTOR 3	SECTOR 4	SPEED TRAP	LAP TIME	KPH	DIFF	TIME OF DAY
1 - D2	OUTLAP	36.827	43.915	36.892					12:17:43.489
2 - D2	28.280	35.215	43.561	36.756	230.7	2:23.812	138.75	6.228	12:20:07.301
3 - D2	28.078	33.753	42.369	36.561	232.2	2:20.761	141.76	3.177	12:22:28.063
4 - D2	27.706	33.000	42.287	IN PIT	233.7	2:24.325	138.26	6.741	12:24:52.389
5 - D1	OUTLAP	34.764	43.782	37.393		8:40.018	38.37	6:22.434	12:33:32.407
6 - D1	28.239	33.197	42.608	36.852	232.7	2:20.896	141.62	3.312	12:35:53.304
7 - D1	27.735	32.971	42.840	36.915	233.7	2:20.462	142.06	2.877	12:38:13.766
8 - D1	27.913	32.807	42.176	36.633	234.7	2:19.530	143.01	1.945	12:40:33.296
9 - D1	27.441	32.681	42.243	36.653	234.7	2:19.019	143.53	1.434	12:42:52.315
10 - D1	27.369	33.230	43.051	36.802	235.2	2:20.452	142.07	2.868	12:45:12.768
11 - D1	27.322	32.714	42.428	36.541	234.7	2:19.006	143.55	1.422	12:47:31.774
12 - D1	27.401	32.782	42.140	IN PIT	236.3	2:22.976	139.56	5.391	12:49:54.751
13 - D2	OUTLAP	33.016	42.059	36.315		4:40.928	71.03	2:23.344	12:54:35.679
14 - D2	27.227	32.550	41.970	36.532	234.2	2:18.279	144.30	0.695	12:56:53.959
15 - D2	27.101	32.667	41.730	36.359	235.2	2:17.858	144.74	0.273	12:59:11.817
16 - D2	27.089	32.473	41.723	36.299	234.7	2:17.584 (1)	145.03		13:01:29.402

P2 66 Silver Vincenzo Sospiri Racing SRL		Lamborghini Huracan GT3							
IDEAL LAP TIME : 2:17.366		BEST LAP TIME : 2:17.684		DIFFERENCE : 0.317					
D1: Martin KODRIC		D2: Sandy STUVIK							
LAP	SECTOR 1	SECTOR 2	SECTOR 3	SECTOR 4	SPEED TRAP	LAP TIME	KPH	DIFF	TIME OF DAY
1 - D2	OUTLAP	35.242	43.482	37.021					12:23:15.791
2 - D2	28.098	33.277	42.387	37.030	230.2	2:20.792	141.73	3.108	12:25:36.584
3 - D2	27.702	33.810	42.133	36.676	231.7	2:20.321	142.20	2.637	12:27:56.905
4 - D2	27.357	32.972	42.163	36.379	233.2	2:18.872	143.69	1.188	12:30:15.777
5 - D2	27.600	33.065	42.259	36.558	233.7	2:19.482	143.06	1.798	12:32:35.260
6 - D2	27.400	32.959	42.217	IN PIT	234.2	2:22.108	140.41	4.423	12:34:57.368
7 - D1	OUTLAP	33.394	42.107	36.647		5:43.812	58.03	3:26.128	12:40:41.180
8 - D1	27.302	32.740	42.034	36.477	234.7	2:18.554	144.02	0.870	12:42:59.734
9 - D1	28.151	34.503	44.051	44.011	236.3	2:30.722	132.39	13.038	12:45:30.457
10 - D1	27.235	32.724	42.255	36.357	235.8	2:18.572	144.00	0.888	12:47:49.029
11 - D1	27.133	32.902	41.476	36.342	236.3	2:17.853	144.75	0.169	12:50:06.883
12 - D1	27.173	35.627	46.619	38.635	235.8	2:28.055	134.77	10.371	12:52:34.938
13 - D1	27.103	32.721	41.615	36.426	236.8	2:17.866	144.74	0.182	12:54:52.804
14 - D1	27.684	33.219	41.938	36.749	234.2	2:19.590	142.95	1.905	12:57:12.395
15 - D1	28.185	33.828	42.646	36.848	232.7	2:21.508	141.01	3.824	12:59:33.903
16 - D1	27.176	32.473	41.721	36.314	236.8	2:17.684 (1)	144.93		13:01:51.588

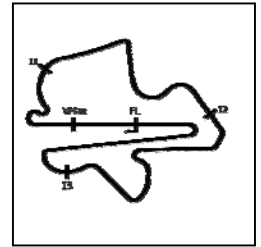
P3 888 Silver GruppeM		Mercedes AMG-GT3							
IDEAL LAP TIME : 2:17.607		BEST LAP TIME : 2:17.748		DIFFERENCE : 0.140					
D1: Tim SUGDEN		D2: Jules SZYMKOWIAK							
LAP	SECTOR 1	SECTOR 2	SECTOR 3	SECTOR 4	SPEED TRAP	LAP TIME	KPH	DIFF	TIME OF DAY
1 - D1	OUTLAP	45.369	47.589	37.753					12:21:28.126
2 - D1	28.573	34.498	42.824	44.680	230.2	2:30.576	132.52	12.828	12:23:58.702
3 - D1	28.224	33.487	42.583	36.819	231.2	2:21.113	141.40	3.365	12:26:19.816
4 - D1	28.265	33.226	42.863	36.700	231.7	2:21.054	141.46	3.306	12:28:40.871
5 - D1	27.722	32.913	42.858	36.847	232.7	2:20.340	142.18	2.592	12:31:01.211
6 - D1	27.671	32.936	42.252	36.536	231.2	2:19.395	143.15	1.647	12:33:20.607
7 - D1	27.774	32.909	42.314	36.761	232.2	2:19.759	142.77	2.011	12:35:40.366
8 - D1	27.908	33.150	43.645	IN PIT	232.2	2:26.903	135.83	9.155	12:38:07.270
9 - D2	OUTLAP	37.671	46.066	36.906		7:25.456	44.79	5:07.708	12:45:32.726
10 - D2	27.419	32.819	42.209	36.751	233.2	2:19.199	143.35	1.451	12:47:51.925
11 - D2	27.215	32.708	42.060	36.813	233.2	2:18.796	143.77	1.048	12:50:10.722
12 - D2	27.174	32.593	41.811	36.697	232.7	2:18.276	144.31	0.528	12:52:28.998
13 - D2	27.043	32.580	41.623	36.719	232.2	2:17.965	144.63	0.217	12:54:46.964
14 - D2	26.964	32.630	41.526	36.627	231.7	2:17.748 (1)	144.86		12:57:04.712
15 - D2	26.990	32.626	41.702	36.717	233.2	2:18.036	144.56	0.288	12:59:22.748
16 - D2	27.025	32.630	41.852	IN PIT	233.7	2:20.514	142.01	2.766	13:01:43.263

Weather / Track : Cloudy / Drying

Sepang International Circuit
 Circuit Length = 5.543 km
 Start: 12:15 Flag 13:00 End: 13:06

Blancpain GT Series Asia 2017

FREE PRACTICE 1 - SECTOR ANALYSIS



SECTOR 1 = FL to I1, SECTOR 2 = I1 to I2 SECTOR 3 = I2 to I3, SECTOR 4 = I3 to FL, DIFF = Difference To Personal Best Lap, P = Crossed Finish Line in Pit Lane, D = Time Disallowed

P4		1 Silver FFF Racing Team By ACM			Lamborghini Huracan GT3				
IDEAL LAP TIME : 2:17.467		BEST LAP TIME : 2:17.909			DIFFERENCE : 0.441				
D1: Aidan READ		D2: Alberto DI FOLCO							
LAP	SECTOR 1	SECTOR 2	SECTOR 3	SECTOR 4	SPEED TRAP	LAP TIME	KPH	DIFF	TIME OF DAY
1 - D1	OUTLAP	37.506	44.122	37.922					12:19:11.019
2 - D1	29.141	34.936	43.202	37.369	232.2	2:24.649	137.95	6.740	12:21:35.668
3 - D1	28.708	34.861	43.028	IN PIT	234.2	2:27.400	135.37	9.491	12:24:03.069
4 - D2	OUTLAP	36.696	42.931	36.741		5:20.715	62.21	3:02.805	12:29:23.784
5 - D2	27.666	33.222	41.942	36.564	235.8	2:19.394	143.15	1.485	12:31:43.179
6 - D2	27.264	32.816	41.839	36.198	236.8	2:18.117	(3) 144.47	0.207	12:34:01.296
7 - D2	27.066	32.925	41.487	36.431	236.8	2:17.909	(1) 144.69		12:36:19.205
8 - D2	26.966	32.871	41.545	36.586	237.3	2:17.969	(2) 144.63	0.060	12:38:37.174
9 - D2	27.078	32.877	41.639	IN PIT	237.3	2:20.381	P 142.14	2.472	12:40:57.556
10 - D1	OUTLAP	33.837	45.469	39.304		6:29.178	51.27	4:11.269	12:47:26.734
11 - D1	27.319	33.594	42.519	36.611	234.7	2:20.044	142.48	2.135	12:49:46.778
12 - D1	27.341	33.343	42.498	36.533	236.8	2:19.715	142.82	1.806	12:52:06.494
13 - D1	27.248	33.237	42.264	36.422	237.3	2:19.172	143.38	1.263	12:54:25.666
14 - D1	27.223	34.121	42.447	36.423	236.8	2:20.214	142.31	2.305	12:56:45.881
15 - D1	27.448	33.076	42.293	36.562	236.3	2:19.380	143.16	1.471	12:59:05.261
16 - D1	27.586	33.508	42.306	36.719	236.8	2:20.120	142.41	2.210	13:01:25.381

P5		86 Silver OD Racing Team			Audi R8 LMS GT3				
IDEAL LAP TIME : 2:17.456		BEST LAP TIME : 2:17.982			DIFFERENCE : 0.526				
D1: Mitchell GILBERT		D2: Aditja PATEL							
LAP	SECTOR 1	SECTOR 2	SECTOR 3	SECTOR 4	SPEED TRAP	LAP TIME	KPH	DIFF	TIME OF DAY
1 - D2	OUTLAP	38.929	46.495	37.481					12:20:00.200
2 - D2	29.368	34.433	42.478	36.823	228.3	2:23.102	139.44	5.120	12:22:23.303
3 - D2	27.913	33.635	42.479	37.585	231.2	2:21.613	140.91	3.630	12:24:44.916
4 - D2	28.091	33.729	42.843	IN PIT	233.7	2:36.782	P 127.27	18.799	12:27:21.699
5 - D2	OUTLAP	36.000	42.364	36.793		4:20.967	76.46	2:02.985	12:31:42.666
6 - D2	29.213	34.394	42.557	36.641	234.2	2:22.805	139.73	4.823	12:34:05.472
7 - D2	27.517	32.993	41.984	36.658	233.7	2:19.152	143.40	1.169	12:36:24.625
8 - D2	27.251	32.839	41.789	37.180	234.2	2:19.060	143.49	1.077	12:38:43.685
9 - D2	27.293	32.840	41.982	36.905	233.2	2:19.020	143.53	1.037	12:41:02.706
10 - D2	27.247	32.847	41.582	36.630	234.2	2:18.306	(3) 144.27	0.323	12:43:21.012
11 - D2	27.052	32.487	41.750	36.693	233.7	2:17.982	(1) 144.61		12:45:38.995
12 - D2	27.450	32.818	41.559	36.358	235.2	2:18.185	(2) 144.40	0.202	12:47:57.181
13 - D2	27.207	33.150	42.539	IN PIT	236.3	2:22.751	P 139.78	4.769	12:50:19.933
14 - D1	OUTLAP	37.126	47.816	38.118		5:21.537	62.06	3:03.554	12:55:41.470
15 - D1	28.664	34.790	44.849	39.106	236.8	2:27.409	135.36	9.427	12:58:08.879
16 - D1	29.545	34.271	45.050	IN PIT	235.8	2:30.584	P 132.51	12.601	13:00:39.464

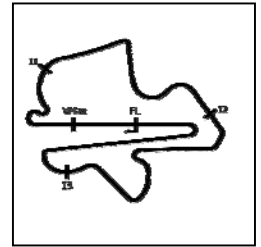
P6		37 Pro/An BBT			Ferrari 488 GT3				
IDEAL LAP TIME : 2:17.954		BEST LAP TIME : 2:18.100			DIFFERENCE : 0.145				
D1: Anthony Liu XU		D2: Davide RIZZO							
LAP	SECTOR 1	SECTOR 2	SECTOR 3	SECTOR 4	SPEED TRAP	LAP TIME	KPH	DIFF	TIME OF DAY
1 - D1	OUTLAP	37.946	44.844	37.827					12:19:06.569
2 - D1	28.999	39.438	47.977	IN PIT	229.7	2:40.892	P 124.02	22.792	12:21:47.462
3 - D1	OUTLAP	34.855	42.869	37.249		5:39.338	58.80	3:21.238	12:27:26.800
4 - D1	27.457	33.568	42.432	36.572	232.7	2:20.030	142.50	1.929	12:29:46.830
5 - D1	27.262	33.188	42.293	36.449	233.2	2:19.192	143.36	1.092	12:32:06.023
6 - D1	27.240	33.171	41.967	36.335	233.7	2:18.713	143.85	0.613	12:34:24.737
7 - D1	27.388	33.009	41.964	36.638	233.7	2:18.999	143.55	0.899	12:36:43.737
8 - D1	27.284	33.096	42.759	IN PIT	235.2	2:23.080	P 139.46	4.979	12:39:06.818
9 - D1	OUTLAP	33.101	42.622	36.524		4:48.615	69.13	2:30.514	12:43:55.433
10 - D1	27.010	33.009	42.451	36.360	234.7	2:18.831	143.73	0.730	12:46:14.264
11 - D1	27.049	32.786	41.972	36.293	234.7	2:18.100	(1) 144.49		12:48:32.365
12 - D1	27.279	32.812	42.083	36.227	235.8	2:18.401	(3) 144.18	0.301	12:50:50.767
13 - D1	27.309	32.970	42.500	IN PIT	235.8	2:21.860	P 140.66	3.759	12:53:12.628
14 - D1	OUTLAP	33.344	42.637	36.682		3:50.004	86.75	1:31.903	12:57:02.632
15 - D1	27.086	32.906	41.977	36.194	234.7	2:18.164	(2) 144.42	0.063	12:59:20.796

Weather / Track : Cloudy / Drying

Sepang International Circuit
Circuit Length = 5.543 km
Start: 12:15 Flag 13:00 End: 13:06

Blancpain GT Series Asia 2017

FREE PRACTICE 1 - SECTOR ANALYSIS



SECTOR 1 = FL to I1, SECTOR 2 = I1 to I2 SECTOR 3 = I2 to I3, SECTOR 4 = I3 to FL, DIFF = Difference To Personal Best Lap, P = Crossed Finish Line in Pit Lane, D = Time Disallowed
 16 - D1 27.109 32.957 42.087 36.437 234.7 2:18.590 143.98 0.490 13:01:39.387

P7 7 Pro/An Team WRT		Audi R8 LMS GT3							
IDEAL LAP TIME : 2:17.377		BEST LAP TIME : 2:18.113		DIFFERENCE : 0.735					
D1: Jeffrey LEE		D2: Will STEVENS							
LAP	SECTOR 1	SECTOR 2	SECTOR 3	SECTOR 4	SPEED TRAP	LAP TIME	KPH	DIFF	TIME OF DAY
1 - D2	OUTLAP	38.268	44.818	38.215					12:17:35.424
2 - D2	29.058	36.020	43.770	36.792	229.7	2:25.641	137.01	7.527	12:20:01.065
3 - D2	29.434	34.952	42.479	36.341	233.7	2:23.207	139.34	5.093	12:22:24.272
4 - D2	27.833	33.784	42.006	36.295	234.7	2:19.919	142.61	1.805	12:24:44.191
5 - D2	27.278	33.506	42.079	36.055	235.8	2:18.918 (3)	143.64	0.805	12:27:03.110
6 - D2	27.220	33.366	41.905	36.164	236.3	2:18.656 (2)	143.91	0.542	12:29:21.766
7 - D2	27.134	33.262	41.810	IN PIT	237.3	2:23.025 P	139.51	4.911	12:31:44.792
8 - D2	OUTLAP	33.372	41.778	36.147		5:03.131	65.82	2:45.018	12:36:47.923
9 - D2	26.930	32.757	42.069	36.357	237.8	2:18.113 (1)	144.48		12:39:06.037
10 - D2	26.991	32.614	53.824	IN PIT	236.8	2:34.866 P	128.85	16.753	12:41:40.904
11 - D1	OUTLAP	34.168	43.563	36.842		4:19.217	76.98	2:01.103	12:46:00.121
12 - D1	27.267	33.570	42.845	36.448	236.3	2:20.131	142.40	2.017	12:48:20.252
13 - D1	27.187	33.699	42.574	1:03.131	235.8	2:46.592	119.78	28.478	12:51:06.844
14 - D1	32.156	33.605	43.740	36.523	234.7	2:26.025	136.65	7.911	12:53:32.869
15 - D1	28.437	33.466	42.473	36.959	237.3	2:21.335	141.18	3.221	12:55:54.205
16 - D1	27.223	33.306	54.017	36.644	236.3	2:31.191	131.98	13.077	12:58:25.396
17 - D1	28.056	34.275	43.814	36.739	236.8	2:22.885	139.65	4.771	13:00:48.281

P8 98 Pro/An Arrows Racing		Porsche 911 GT3R							
IDEAL LAP TIME : 2:17.774		BEST LAP TIME : 2:18.180		DIFFERENCE : 0.406					
D1: Philip MA		D2: Fairuz FAUZY							
LAP	SECTOR 1	SECTOR 2	SECTOR 3	SECTOR 4	SPEED TRAP	LAP TIME	KPH	DIFF	TIME OF DAY
1 - D2	OUTLAP	43.012	48.610	44.549					12:18:04.356
2 - D2	28.861	35.034	43.113	37.160	231.7	2:24.169	138.41	5.988	12:20:28.525
3 - D2	29.045	35.027	43.187	37.115	233.7	2:24.375	138.21	6.194	12:22:52.900
4 - D2	28.465	34.169	43.299	36.652	235.2	2:22.586	139.94	4.405	12:25:15.486
5 - D2	28.064	33.597	42.004	36.545	234.7	2:20.210	142.31	2.030	12:27:35.697
6 - D2	27.819	33.503	41.991	36.560	236.8	2:19.873	142.66	1.692	12:29:55.571
7 - D2	27.676	33.511	44.688	39.496	236.8	2:25.371	137.26	7.190	12:32:20.942
8 - D2	27.392	33.389	41.782	36.538	235.8	2:19.101	143.45	0.921	12:34:40.044
9 - D2	27.537	33.242	41.980	36.439	236.8	2:19.198	143.35	1.018	12:36:59.243
10 - D2	29.181	35.490	44.527	IN PIT	237.3	2:33.064 P	130.36	14.883	12:39:32.307
11 - D2	OUTLAP	41.629	52.764	44.724		5:29.792	60.50	3:11.611	12:45:02.099
12 - D2	27.237	33.260	42.184	36.377	236.3	2:19.058	143.49	0.877	12:47:21.157
13 - D2	27.316	33.217	41.945	36.301	237.8	2:18.780	143.78	0.599	12:49:39.937
14 - D2	27.242	32.829	42.115	36.324	238.9	2:18.511 (3)	144.06	0.330	12:51:58.448
15 - D2	27.439	32.827	42.139	36.244	238.4	2:18.649	143.92	0.469	12:54:17.098
16 - D2	27.168	32.937	41.930	36.145	238.4	2:18.180 (1)	144.41		12:56:35.279
17 - D2	27.220	32.864	41.850	36.330	238.9	2:18.265 (2)	144.32	0.084	12:58:53.544
18 - D2	27.020	33.279	42.478	IN PIT	238.9	2:27.488 P	135.29	9.307	13:01:21.033

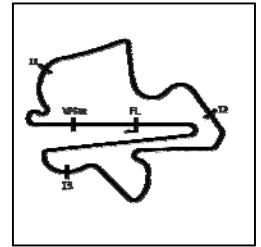
P9 39 Pro/An Spirit of Race SA		Ferrari 488 GT3							
IDEAL LAP TIME : 2:18.073		BEST LAP TIME : 2:18.232		DIFFERENCE : 0.159					
D1: Jiang XIN		D2: Massimiliano WISER							
LAP	SECTOR 1	SECTOR 2	SECTOR 3	SECTOR 4	SPEED TRAP	LAP TIME	KPH	DIFF	TIME OF DAY
1 - D2	OUTLAP	36.197	43.131	36.279					12:39:12.248
2 - D2	27.385	32.853	42.320	36.293	235.2	2:18.851 (3)	143.71	0.619	12:41:31.100
3 - D2	27.133	32.782	42.213	36.272	235.2	2:18.401 (2)	144.18	0.169	12:43:49.501
4 - D2	27.257	33.094	43.187	36.472	235.8	2:20.010	142.52	1.778	12:46:09.512
5 - D2	27.222	32.699	42.016	36.295	235.8	2:18.232 (1)	144.35		12:48:27.745
6 - D2	27.142	33.000	42.095	IN PIT	236.8	2:24.401 P	138.18	6.169	12:50:52.147
7 - D1	OUTLAP	35.756	44.709	40.461		4:39.527	71.38	2:21.295	12:55:31.674
8 - D1	27.554	33.708	42.804	36.224	229.7	2:20.291	142.23	2.058	12:57:51.965
9 - D1	27.249	33.334	42.501	36.245	236.3	2:19.330	143.21	1.097	13:00:11.295

Weather / Track : Cloudy / Drying

Sepang International Circuit
 Circuit Length = 5.543 km
 Start: 12:15 Flag 13:00 End: 13:06

Blancpain GT Series Asia 2017

FREE PRACTICE 1 - SECTOR ANALYSIS



SECTOR 1 = FL to I1, SECTOR 2 = I1 to I2 SECTOR 3 = I2 to I3, SECTOR 4 = I3 to FL, DIFF = Difference To Personal Best Lap, P = Crossed Finish Line in Pit Lane, D = Time Disallowed

P10 13 Pro/An Milestone Racing		Audi R8 LMS GT3							
IDEAL LAP TIME : 2:18.190		BEST LAP TIME : 2:18.313		DIFFERENCE : 0.122					
D1: Sun JINGZU		D2: Franky Cheng CONGFU							
LAP	SECTOR 1	SECTOR 2	SECTOR 3	SECTOR 4	SPEED TRAP	LAP TIME	KPH	DIFF	TIME OF DAY
1 - D2	OUTLAP		35.668	43.268	40.708				12:21:32.721
2 - D2	28.521	33.620	42.248	37.048					12:23:54.159
3 - D2	27.623	33.439	42.158	36.580	231.2	2:19.800 (2)	142.73	1.487	12:26:13.960
4 - D2	27.355	32.932	41.659	36.366	231.2	2:18.313 (1)	144.27		12:28:32.273
5 - D2	28.831	34.974	42.575	IN PIT	233.2	2:26.400 P	136.30	8.087	12:30:58.674
6 - D1	OUTLAP	34.744	45.597	37.334		3:58.043	83.82	1:39.729	12:34:56.717
7 - D1	27.792	36.056	44.729	37.149	234.2	2:25.726	136.93	7.413	12:37:22.443
8 - D1	28.370	33.737	43.072	37.329	234.2	2:22.508	140.02	4.195	12:39:44.952
9 - D1	27.543	33.488	43.562	36.910	234.2	2:21.503	141.01	3.190	12:42:06.456
10 - D1	27.595	33.448	42.843	37.270	234.7	2:21.156	141.36	2.843	12:44:27.612
11 - D1	27.752	33.275	43.884	37.400	235.2	2:22.312	140.21	3.998	12:46:49.924
12 - D1	27.440	33.386	43.265	37.194	235.2	2:21.286	141.23	2.972	12:49:11.210
13 - D1	27.928	33.159	42.521	37.056	233.2	2:20.664	141.86	2.351	12:51:31.875
14 - D1	27.535	33.231	43.330	36.906	236.3	2:21.002	141.52	2.689	12:53:52.877
15 - D1	27.907	33.100	42.958	36.688	234.7	2:20.653	141.87	2.340	12:56:13.531
16 - D1	27.233	33.203	42.962	36.646	235.8	2:20.045 (3)	142.48	1.732	12:58:33.576
17 - D1	27.389	34.355	43.028	36.583	236.3	2:21.355	141.16	3.042	13:00:54.932

P11 5 Silver Audi Hong Kong		Audi R8 LMS GT3							
IDEAL LAP TIME : 2:17.964		BEST LAP TIME : 2:18.345		DIFFERENCE : 0.380					
D1: Marchy LEE		D2: Shaun Thong Wei FUNG							
LAP	SECTOR 1	SECTOR 2	SECTOR 3	SECTOR 4	SPEED TRAP	LAP TIME	KPH	DIFF	TIME OF DAY
1 - D2	OUTLAP	39.131	44.768	37.607					12:17:50.573
2 - D2	28.436	34.950	43.288	38.451					12:20:15.698
3 - D2	28.446	34.138	42.694	36.636	231.2	2:21.914	140.61	3.569	12:22:37.613
4 - D2	27.837	33.549	42.218	36.671	233.2	2:20.276	142.25	1.930	12:24:57.889
5 - D2	27.379	33.989	43.184	IN PIT	232.7	2:28.938 P	133.98	10.593	12:27:26.828
6 - D2	OUTLAP	33.493	42.569	36.383		5:02.462	65.97	2:44.117	12:32:29.290
7 - D2	27.344	33.356	42.475	36.733	234.2	2:19.909 (3)	142.62	1.564	12:34:49.199
8 - D2	27.270	32.715	41.681	36.679	234.2	2:18.345 (1)	144.23		12:37:07.545
9 - D2	27.386	32.822	41.982	37.332	234.7	2:19.522 (2)	143.02	1.177	12:39:27.067
10 - D2	27.185	32.826	43.545	IN PIT	234.7	2:24.571 P	138.02	6.226	12:41:51.639
11 - D1	OUTLAP	38.663	47.164	40.513		6:31.251	51.00	4:12.906	12:48:22.890
12 - D1	29.126	36.459	47.494	38.120	237.3	2:31.200	131.97	12.854	12:50:54.090
13 - D1	28.497	34.896	44.922	38.148	237.8	2:26.463	136.24	8.118	12:53:20.554
14 - D1	28.335	34.858	44.324	37.186	237.8	2:24.703	137.90	6.358	12:55:45.257
15 - D1	28.056	34.270	43.904	37.714	239.4	2:23.945	138.62	5.600	12:58:09.202
16 - D1	27.799	34.318	44.348	37.045	238.4	2:23.510	139.04	5.165	13:00:32.713

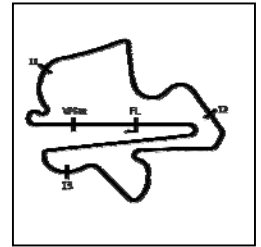
P12 18 Pro/An KCMG		Audi R8 LMS GT3							
IDEAL LAP TIME : 2:18.080		BEST LAP TIME : 2:18.484		DIFFERENCE : 0.404					
D1: Sanghwi Rick YOON		D2: Martin RUMP							
LAP	SECTOR 1	SECTOR 2	SECTOR 3	SECTOR 4	SPEED TRAP	LAP TIME	KPH	DIFF	TIME OF DAY
1 - D2		38.340	44.884	37.404					12:17:31.436
2 - D2	29.021	36.001	43.887	37.787					12:19:58.133
3 - D2	28.306	34.413	42.494	36.666	229.7	2:26.696	136.02	8.212	12:22:20.013
4 - D2	27.509	33.666	42.348	36.782	232.2	2:21.880	140.64	3.396	12:24:40.319
5 - D2	27.528	33.728	42.039	36.515	234.7	2:20.306	142.22	1.821	12:26:01.130
6 - D2	27.659	33.795	41.966	36.508	234.7	2:19.810 (2)	142.72	1.326	12:27:00.130
7 - D2	27.754	33.777	42.850	36.508	236.3	2:19.929 (3)	142.60	1.444	12:29:20.059
8 - D2	27.025	32.928	42.133	36.398	236.3	2:21.393	141.12	2.909	12:31:41.453
9 - D2	27.465	32.875	41.782	IN PIT	237.3	2:18.484 (1)	144.09		12:33:59.938
10 - D1	OUTLAP	34.524	44.501	37.549	236.3	2:39.627 P	125.00	21.143	12:36:39.566
11 - D1	28.277	33.945	43.747	37.059	237.3	2:32.677	59.98	3:14.192	12:42:12.243
12 - D1	28.132	33.377	43.086	37.975	235.8	2:23.028	139.51	4.544	12:44:35.271
13 - D1	28.290	33.587	43.349	36.738	235.8	2:22.570	139.96	4.086	12:46:57.842
14 - D1	27.548	33.587	43.349	36.738	235.2	2:21.965	140.56	3.481	12:49:19.807
15 - D1	27.494	33.261	43.171	37.074	236.3	2:21.054	141.46	2.570	12:51:40.862
16 - D1		34.743	43.177	36.986	237.3	2:22.400	140.13	3.916	12:54:03.263

Weather / Track : Cloudy / Drying

Sepang International Circuit
Circuit Length = 5.543 km
Start: 12:15 Flag 13:00 End: 13:06

Blancpain GT Series Asia 2017

FREE PRACTICE 1 - SECTOR ANALYSIS



SECTOR 1 = FL to I1, SECTOR 2 = I1 to I2 SECTOR 3 = I2 to I3, SECTOR 4 = I3 to FL, DIFF = Difference To Personal Best Lap, P = Crossed Finish Line in Pit Lane, D = Time Disallowed

16 - D1	27.821	32.978	42.849	36.458	236.3	2:20.106	142.42	1.622	12:56:23.370
17 - D1	27.614	39.834	43.419	36.695	237.3	2:27.562	135.22	9.078	12:58:50.933
18 - D1	27.253	32.944	43.218	36.713	236.3	2:20.128	142.40	1.643	13:01:11.061

P13 38 Pro/An Spirit of Race SA

Ferrari 488 GT3

IDEAL LAP TIME : 2:18.347 BEST LAP TIME : 2:18.545

DIFFERENCE : 0.198

D1: Nasrat MUZAYYIN D2: Rui AGUAS

LAP	SECTOR 1	SECTOR 2	SECTOR 3	SECTOR 4	SPEED TRAP	LAP TIME	KPH	DIFF	TIME OF DAY
1 - D2	OUTLAP	43.381	45.418	IN PIT					12:18:01.565
2 - D2	OUTLAP	41.093	42.773	36.927		10:11.371	32.63	7:52.826	12:28:12.936
3 - D2	27.706	33.482	42.212	36.970	232.7	2:20.371	142.15	1.825	12:30:33.307
4 - D2	26.993	33.266	42.282	36.492	236.3	2:19.033	143.52	0.487	12:32:52.341
5 - D2	26.941	32.991	42.031	36.582	236.8	2:18.545	144.03		12:35:10.886
6 - D2	26.922	32.902	42.248	IN PIT	237.8	2:22.902	139.63	4.357	12:37:33.789
7 - D1	OUTLAP	35.296	43.801	38.288		7:52.916	42.19	5:34.370	12:45:26.705
8 - D1	28.040	33.944	43.851	37.627	235.2	2:23.463	139.09	4.918	12:47:50.168
9 - D1	28.264	35.039	43.773	37.485	236.3	2:24.561	138.03	6.016	12:50:14.730
10 - D1	28.335	34.397	44.211	37.380	235.8	2:24.323	138.26	5.777	12:52:39.054
11 - D1	28.267	34.423	43.294	37.067	235.2	2:23.052	139.49	4.507	12:55:02.106
12 - D1	28.592	34.082	43.441	37.073	235.2	2:23.189	139.35	4.643	12:57:25.295
13 - D1	28.044	34.508	44.454	37.374	235.8	2:24.380	138.20	5.834	12:59:49.676
14 - D1	28.030	34.000	44.312	37.239	236.8	2:23.581	138.97	5.035	13:02:13.257

P14 6 Pro/An Team Audi R8 LMS Cup

Audi R8 LMS GT3

IDEAL LAP TIME : 2:18.245 BEST LAP TIME : 2:18.627

DIFFERENCE : 0.382

D1: Alex AU D2: Alex YOONG

LAP	SECTOR 1	SECTOR 2	SECTOR 3	SECTOR 4	SPEED TRAP	LAP TIME	KPH	DIFF	TIME OF DAY
1 - D2	OUTLAP	40.621	44.586	37.498					12:18:18.573
2 - D2	28.079	34.957	42.564	36.387	230.2	2:21.987	140.53	3.359	12:20:40.561
3 - D2	27.823	33.773	42.828	36.624	233.7	2:21.048	141.47	2.420	12:23:01.609
4 - D2	27.269	33.209	41.825	36.324	233.7	2:18.627	143.94		12:25:20.237
5 - D2	27.544	34.328	42.476	IN PIT	235.8	2:23.767	138.79	5.139	12:27:44.005
6 - D1	OUTLAP	37.003	43.930	37.004		5:00.176	66.47	2:41.548	12:32:44.181
7 - D1	28.437	33.832	42.553	36.858	235.2	2:21.681	140.84	3.053	12:35:05.862
8 - D1	27.686	33.734	44.620	37.433	235.8	2:23.473	139.08	4.845	12:37:29.336
9 - D1	27.709	33.649	44.533	36.499	235.8	2:22.390	140.14	3.762	12:39:51.726
10 - D1	27.343	35.040	43.894	36.628	235.2	2:22.906	139.63	4.278	12:42:14.632
11 - D1	27.434	33.229	43.249	37.380	236.3	2:21.292	141.23	2.664	12:44:35.925
12 - D1	27.829	33.635	43.090	36.967	236.3	2:21.521	141.00	2.893	12:46:57.447
13 - D1	27.481	33.262	42.464	36.368	236.3	2:19.576	142.96	0.948	12:49:17.023
14 - D1	27.303	32.827	42.545	36.543	237.3	2:19.219	143.33	0.591	12:51:36.242
15 - D1	27.480	33.529	42.320	36.431	236.8	2:19.760	142.77	1.132	12:53:56.003
16 - D1	27.968	33.176	42.247	36.821	236.8	2:20.212	142.31	1.584	12:56:16.215
17 - D1	27.534	32.954	41.957	36.823	237.3	2:19.269	143.28	0.641	12:58:35.484
18 - D1	27.361	34.027	42.362	37.118	237.3	2:20.868	141.65	2.240	13:00:56.353

P15 12 Pro/An Clearwater Racing

McLaren 650S GT3

IDEAL LAP TIME : 2:18.204 BEST LAP TIME : 2:18.849

DIFFERENCE : 0.644

D1: Richard WEE D2: Rob BELL

LAP	SECTOR 1	SECTOR 2	SECTOR 3	SECTOR 4	SPEED TRAP	LAP TIME	KPH	DIFF	TIME OF DAY
1 - D2	OUTLAP	41.786	47.920	IN PIT					12:21:38.141
2 - D2	OUTLAP	34.554	43.440	37.598		6:33.027	50.77	4:14.178	12:28:11.168
3 - D2	27.846	33.556	42.618	36.698	229.2	2:20.719	141.80	1.869	12:30:31.887
4 - D2	29.080	33.597	42.660	41.114	230.2	2:26.451	136.25	7.602	12:32:58.339
5 - D2	27.434	33.103	42.018	36.293	231.2	2:18.849	143.77		12:35:17.188
6 - D2	27.388	33.086	42.972	36.418	233.2	2:19.865	142.67	1.015	12:37:37.053
7 - D2	27.507	33.999	42.125	36.173	234.7	2:19.804	142.73	0.955	12:39:56.858
8 - D2	27.237	32.927	42.513	IN PIT	234.2	2:22.205	140.32	3.356	12:42:19.064
9 - D1	OUTLAP	35.829	44.084	37.072		4:44.581	70.11	2:25.731	12:47:03.645
10 - D1	28.177	34.086	43.203	37.171	232.7	2:22.638	139.89	3.789	12:49:26.283
11 - D1	27.787	33.520	43.913	39.056	234.2	2:24.276	138.30	5.426	12:51:50.560
12 - D1	27.538	33.524	43.957	37.203	234.2	2:22.223	140.30	3.373	12:54:12.783

Weather / Track : Cloudy / Drying

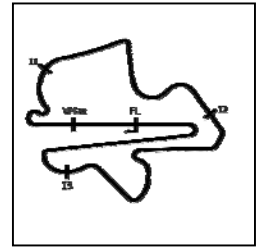
Sepang International Circuit

Circuit Length = 5.543 km

Start: 12:15 Flag 13:00 End: 13:06

Blancpain GT Series Asia 2017

FREE PRACTICE 1 - SECTOR ANALYSIS



SECTOR 1 = FL to I1, SECTOR 2 = I1 to I2 SECTOR 3 = I2 to I3, SECTOR 4 = I3 to FL, DIFF = Difference To Personal Best Lap, P = Crossed Finish Line in Pit Lane, D = Time Disallowed

13 - D1	27.105	32.907	42.567	36.412	233.7	2:18.992	(2)	143.56	0.142	12:56:31.775
14 - D1	27.325	33.591	42.603	36.721	234.7	2:20.241		142.28	1.391	12:58:52.016
15 - D1	27.585	33.292	42.994	37.059	235.8	2:20.930		141.59	2.081	13:01:12.947

P16 88 Silver Craft Bamboo Racing

Porsche 911 GT3R

IDEAL LAP TIME : 2:19.386

BEST LAP TIME : 2:19.565

DIFFERENCE : 0.179

D1: Jules GOUNON

D2: Joel CAMATHIAS

LAP	SECTOR 1	SECTOR 2	SECTOR 3	SECTOR 4	SPEED TRAP	LAP TIME	KPH	DIFF	TIME OF DAY
1 - D2	OUTLAP	36.234	44.286	37.352					12:18:58.343
2 - D2	29.355	35.411	43.736	37.019				5.956	12:21:23.864
3 - D2	28.937	34.265	43.499	37.033	230.7	2:23.734	138.83	4.169	12:23:47.599
4 - D2	28.248	33.839	42.940	36.950	234.2	2:21.978	140.54	2.413	12:26:09.577
5 - D2	28.096	33.624	43.122	36.896	235.2	2:21.738	140.78	2.173	12:28:31.316
6 - D2	28.093	34.398	42.568	36.792	235.2	2:21.852	140.67	2.287	12:30:53.168
7 - D2	27.648	33.721	43.049	IN PIT	235.2	2:24.892	P 137.72	5.327	12:33:18.061
8 - D1	OUTLAP	33.485	43.331	36.827		5:00.132	66.48	2:40.567	12:38:18.193
9 - D1	28.039	33.638	42.687	36.961	236.8	2:21.326	(3) 141.19	1.761	12:40:39.519
10 - D1	27.322	33.210	42.600	36.433	236.8	2:19.565	(1) 142.97		12:42:59.085
11 - D1	27.558	33.207	42.957	IN PIT	236.8	2:29.477	P 133.49	9.911	12:45:28.562
12 - D1	OUTLAP	33.848	42.458	36.767		4:09.483	79.98	1:49.918	12:49:38.045
13 - D1	27.367	33.179	42.452	IN PIT	236.3	2:22.223	P 140.30	2.658	12:52:00.269
14 - D2	OUTLAP	34.529	43.190	36.955		5:14.483	63.45	2:54.918	12:57:14.752
15 - D2	27.767	33.782	42.820	36.790	235.8	2:21.160	(2) 141.36	1.595	12:59:35.912
16 - D2	27.619	33.257	43.051	IN PIT	236.3	2:25.723	P 136.93	6.158	13:02:01.636

P17 2 Pro/An FFF Racing Team By ACM

Lamborghini Huracan GT3

IDEAL LAP TIME : 2:19.500

BEST LAP TIME : 2:19.623

DIFFERENCE : 0.123

D1: ZHU Junhan

D2: Ho-Pin TUNG

LAP	SECTOR 1	SECTOR 2	SECTOR 3	SECTOR 4	SPEED TRAP	LAP TIME	KPH	DIFF	TIME OF DAY
1 - D1	OUTLAP	37.486	45.662	38.480					12:19:54.299
2 - D1	28.201	34.056	42.944	37.294	227.8	2:22.495	140.03	2.871	12:22:16.795
3 - D1	27.742	33.585	42.863	36.629	231.7	2:20.819	(2) 141.70	1.195	12:24:37.614
4 - D1	28.018	34.082	42.281	36.568	231.7	2:20.949	(3) 141.57	1.325	12:26:58.563
5 - D1	27.689	33.020	42.330	36.584	233.2	2:19.623	(1) 142.91		12:29:18.186
6 - D1	27.631	33.198	42.483	IN PIT	233.7	2:23.261	P 139.28	3.638	12:31:41.448
7 - D1	OUTLAP	37.579	45.600	37.979		7:53.811	42.11	5:34.187	12:39:35.259
8 - D1	28.587	35.067	44.192	37.878	231.7	2:25.725	136.93	6.101	12:42:00.984
9 - D1	30.075	35.398	45.428	37.481	233.2	2:28.382	134.48	8.759	12:44:29.367
10 - D1	28.303	34.738	44.360	IN PIT	234.7	2:30.295	P 132.77	10.672	12:46:59.663
11 - D1	OUTLAP	34.816	43.982	37.772		4:02.887	82.15	1:43.264	12:51:02.550
12 - D1	28.096	34.364	43.388	37.318	232.7	2:23.167	139.38	3.543	12:53:25.717
13 - D1	28.071	34.466	45.101	37.183	234.2	2:24.821	137.78	5.197	12:55:50.539
14 - D1	28.159	34.993	43.322	36.975	234.7	2:23.449	139.10	3.826	12:58:13.989
15 - D1	27.904	34.999	43.350	36.833	234.2	2:23.087	139.45	3.463	13:00:37.076

P18 19 Am/Ar KCMG

Audi R8 LMS GT3

IDEAL LAP TIME : 2:19.614

BEST LAP TIME : 2:19.699

DIFFERENCE : 0.084

D1: Naoto TAKEDA

D2: Tatyua SHIRASAKA

LAP	SECTOR 1	SECTOR 2	SECTOR 3	SECTOR 4	SPEED TRAP	LAP TIME	KPH	DIFF	TIME OF DAY
1 - D1	OUTLAP	40.164	46.737	43.292					12:18:53.138
2 - D1	30.713	37.412	44.980	38.731	225.9	2:31.836	131.42	12.137	12:21:24.975
3 - D1	29.335	35.430	43.631	37.958	230.2	2:26.355	136.34	6.655	12:23:51.330
4 - D1	28.387	34.740	43.999	37.698	233.7	2:24.824	137.78	5.125	12:26:16.155
5 - D1	28.173	35.695	45.021	37.259	233.2	2:26.149	136.53	6.449	12:28:42.304
6 - D1	28.364	34.313	43.840	37.411	234.7	2:23.929	138.64	4.229	12:31:06.233
7 - D1	28.185	35.246	42.993	37.314	234.2	2:23.738	138.82	4.038	12:33:29.972
8 - D1	27.767	33.876	42.711	37.402	232.7	2:21.756	140.76	2.057	12:35:51.729
9 - D1	27.771	33.878	42.790	37.203	233.7	2:21.643	140.88	1.944	12:38:13.372
10 - D1	29.306	34.197	43.159	IN PIT	234.7	2:30.592	P 132.50	10.892	12:40:43.965
11 - D2	OUTLAP	34.461	42.967	37.246		9:32.818	34.83	7:13.118	12:50:16.783
12 - D2	27.890	33.625	43.655	42.554	234.2	2:27.724	135.08	8.025	12:52:44.508
13 - D2	27.665	32.947	42.432	36.753	234.7	2:19.797	(2) 142.74	0.097	12:55:04.305

Weather / Track : Cloudy / Drying

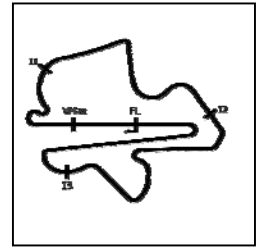
Sepang International Circuit

Circuit Length = 5.543 km

Start: 12:15 Flag 13:00 End: 13:06

Blancpain GT Series Asia 2017

FREE PRACTICE 1 - SECTOR ANALYSIS



SECTOR 1 = FL to I1, SECTOR 2 = I1 to I2 SECTOR 3 = I2 to I3, SECTOR 4 = I3 to FL, DIFF = Difference To Personal Best Lap, P = Crossed Finish Line in Pit Lane, D = Time Disallowed

14 - D2	27.580	33.372	43.298	37.327	236.3	2:21.577 (3)	140.94	1.878	12:57:25.883
15 - D2	32.082	38.572	44.658	37.565	225.0	2:32.878	130.52	13.178	12:59:58.761
16 - D2	27.659	32.953	42.362	36.725	235.2	2:19.699 (1)	142.84		13:02:18.461

P19 91 Silver FIST - Team AAI		BMW M6 GT3							
IDEAL LAP TIME : 2:19.586		BEST LAP TIME : 2:19.924		DIFFERENCE : 0.338					
D1: Oliver MILLROY		D2: Jesse KROHN							
LAP	SECTOR 1	SECTOR 2	SECTOR 3	SECTOR 4	SPEED TRAP	LAP TIME	KPH	DIFF	TIME OF DAY
1 - D1	OUTLAP		40.246	45.578	38.603				12:18:21.082
2 - D1	29.991	35.595	43.332	37.738				6.733	12:20:47.739
3 - D1	28.426	34.504	43.334	37.544	231.2	2:26.657	136.06	3.885	12:23:11.548
4 - D1	27.896	35.114	43.582	37.750	233.2	2:24.342	138.24	4.418	12:25:35.891
5 - D1	27.978	33.897	43.916	IN PIT	232.7	2:26.388 P	136.31	6.464	12:28:02.280
6 - D1	OUTLAP	34.487	43.043	37.202		4:39.278	71.45	2:19.354	12:32:41.558
7 - D1	27.666	33.358	42.870	37.104	233.7	2:20.998	141.52	1.074	12:35:02.556
8 - D1	27.476	33.671	45.794	IN PIT	235.2	2:27.997 P	134.83	8.073	12:37:30.554
9 - D2	OUTLAP	33.954	42.961	37.213		4:48.250	69.22	2:28.326	12:42:18.804
10 - D2	27.633	33.449	42.859	37.439	233.7	2:21.380	141.14	1.456	12:44:40.185
11 - D2	27.772	33.434	42.647	37.003	233.7	2:20.857 (3)	141.66	0.933	12:47:01.042
12 - D2	27.500	33.276	42.600	36.866	234.2	2:20.243 (2)	142.28	0.319	12:49:21.285
13 - D2	27.365	33.167	42.524	36.867	235.2	2:19.924 (1)	142.61		12:51:41.209
14 - D2	27.395	33.643	42.365	IN PIT	237.3	2:22.414 P	140.11	2.490	12:54:03.624
15 - D2	OUTLAP	33.100	42.362	36.758		4:06.255	81.03	1:46.331	12:58:09.879
16 - D2	27.685	33.938	42.629	36.915	236.3	2:21.167	141.35	1.243	13:00:31.047

P20 99 Silver Craft Bamboo Racing		Porsche 911 GT3R							
IDEAL LAP TIME : 2:19.744		BEST LAP TIME : 2:20.777		DIFFERENCE : 1.033					
D1: Darryl O'YOUNG		D2: Peter Li ZHICONG							
LAP	SECTOR 1	SECTOR 2	SECTOR 3	SECTOR 4	SPEED TRAP	LAP TIME	KPH	DIFF	TIME OF DAY
1 - D1	OUTLAP		39.115	44.776	37.168				12:18:11.468
2 - D1	28.618	35.297	44.129	37.223				4.490	12:20:36.736
3 - D1	28.389	35.012	44.432	37.475	231.7	2:25.268	137.36	4.532	12:23:02.045
4 - D1	28.255	34.268	42.978	36.792	232.7	2:25.309	137.32	1.516	12:25:24.339
5 - D1	27.832	34.121	42.946	36.927	234.7	2:22.293	140.23	1.049	12:27:46.166
6 - D1	27.805	33.800	42.839	36.565	235.8	2:21.826	140.69	0.232	12:30:07.176
7 - D1	27.647	33.726	42.680	IN PIT	235.2	2:21.010	141.51	0.232	12:30:07.176
8 - D2	OUTLAP	34.784	43.858	38.236		2:23.645 P	138.91	2.868	12:32:30.822
9 - D2	28.054	33.581	43.236	37.542	235.2	4:46.660	69.61	2:25.882	12:37:17.482
10 - D2	28.164	33.196	43.274	37.178	235.8	2:22.414	140.11	1.636	12:39:39.896
11 - D2	28.106	33.316			236.8	2:21.813	140.71	1.035	12:42:01.709
12 - D2	28.224	33.266	42.501	36.800	236.8	2:23.105	139.44	2.328	12:44:24.815
13 - D2	28.502	33.561	42.949	IN PIT	237.8	2:20.791 (3)	141.73	0.013	12:46:45.606
14 - D2	OUTLAP	33.419	43.415	36.949		2:24.038 P	138.53	3.261	12:49:09.645
15 - D2	28.036	33.067	42.603	37.071	237.8	6:29.275	51.26	4:08.498	12:55:38.920
16 - D2	27.872	33.212	42.464	37.234	236.8	2:20.777 (1)	141.74		12:57:59.698
					235.8	2:20.783 (2)	141.74	0.006	13:00:20.481

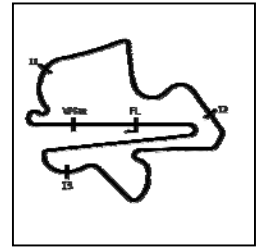
P21 75 Am/Ar T2 Motorsport		Ferrari 488 GT3							
IDEAL LAP TIME : 2:20.019		BEST LAP TIME : 2:20.836		DIFFERENCE : 0.816					
D1: Teo Bee TAT Gregory		D2: David TJIPTOBIANTORO							
LAP	SECTOR 1	SECTOR 2	SECTOR 3	SECTOR 4	SPEED TRAP	LAP TIME	KPH	DIFF	TIME OF DAY
1 - D1	OUTLAP		43.667	56.409	IN PIT				12:20:13.951
2 - D1	OUTLAP		37.883	46.928	38.729				
3 - D1	29.022	34.800	44.430	37.732	235.2	5:27.170	60.99	3:06.334	12:25:41.121
4 - D1	28.040	34.073	44.075	37.501	234.2	2:25.985	136.69	5.149	12:28:07.106
5 - D1	27.638	34.170	43.890	37.569	234.2	2:23.689	138.87	2.853	12:30:30.796
6 - D1	27.580	33.669	43.381	36.985	235.8	2:23.267	139.28	2.431	12:32:54.064
7 - D1	27.152	33.820	43.725	IN PIT	237.3	2:21.615	140.90	0.779	12:35:15.680
8 - D1	OUTLAP	36.945	45.678	37.416		2:32.821 P	130.57	11.985	12:37:48.501
9 - D1	28.024	33.640	43.432	36.912	237.3	6:31.634	50.95	4:10.798	12:44:20.135
10 - D1	27.870	33.724	43.208	36.745	236.3	2:22.008	140.51	1.172	12:46:42.144
11 - D1	27.696	33.581	42.879	36.679	234.2	2:21.548 (3)	140.97	0.712	12:49:03.692
12 - D1	27.670	33.309	43.568	37.079	233.2	2:20.836 (1)	141.68		12:51:24.528
					235.2	2:21.626	140.89	0.790	12:53:46.155

Weather / Track : Cloudy / Drying

Sepang International Circuit
Circuit Length = 5.543 km
Start: 12:15 Flag 13:00 End: 13:06

Blancpain GT Series Asia 2017

FREE PRACTICE 1 - SECTOR ANALYSIS



SECTOR 1 = FL to I1, SECTOR 2 = I1 to I2 SECTOR 3 = I2 to I3, SECTOR 4 = I3 to FL, DIFF = Difference To Personal Best Lap, P = Crossed Finish Line in Pit Lane, D = Time Disallowed

13 - D1	27.899	33.413	43.089	36.811	236.8	2:21.213	(2)	141.30	0.377	12:56:07.368
14 - D1	27.645	33.356	45.045	37.389	236.8	2:23.435		139.12	2.599	12:58:30.804
15 - D1	28.352	34.027	52.760	IN PIT	238.9	2:42.040	P	123.14	21.204	13:01:12.844

P22 27 Am/Ar X-One Motorsports Ltd

Lamborghini Huracan GT3

IDEAL LAP TIME : 2:21.135

BEST LAP TIME : 2:21.476

DIFFERENCE : 0.340

D1: Vincent WONG

D2: Andrew HARYANTO

LAP	SECTOR 1	SECTOR 2	SECTOR 3	SECTOR 4	SPEED TRAP	LAP TIME	KPH	DIFF	TIME OF DAY
1 - D1	OUTLAP	42.878	47.216	38.930					12:22:04.605
2 - D1	29.296	37.357	46.536	37.949	230.2	2:31.138	132.02	9.662	12:24:35.744
3 - D1	28.993	43.828	45.543	38.060	233.2	2:36.425	127.56	14.948	12:27:12.169
4 - D1	28.289	35.100	43.913	37.698	232.7	2:25.000	137.61	3.524	12:29:37.170
5 - D1	28.859	35.764	44.152	37.039	233.7	2:25.814	136.85	4.338	12:32:02.985
6 - D1	27.907	36.303	43.878	37.011	233.2	2:25.099	137.52	3.623	12:34:28.085
7 - D1	27.730	35.547	43.840	37.029	235.8	2:24.146	138.43	2.670	12:36:52.231
8 - D1	29.045	34.651	43.535	36.974	236.8	2:24.205	138.37	2.728	12:39:16.437
9 - D1	28.423	35.023	43.431	IN PIT	236.3	2:28.942	P	7.466	12:41:45.380
10 - D2	OUTLAP	34.284	43.950	37.310		6:18.271	52.75	3:56.794	12:48:03.651
11 - D2	28.011	34.398	43.966	37.130	234.2	2:23.506	139.05	2.029	12:50:27.157
12 - D2	28.076	50.561	43.872	37.954	235.2	2:40.463	124.35	18.987	12:53:07.621
13 - D2	28.056	34.151	43.390	37.193	235.2	2:22.790	(2)	1.314	12:55:30.412
14 - D2	28.108	35.280	42.940	36.801	235.2	2:23.130	(3)	1.653	12:57:53.542
15 - D2	27.758	33.664	43.252	36.802	235.2	2:21.476	(1)	141.04	13:00:15.019

P23 90 Am/Ar FIST - Team AAI

BMW M6 GT3

IDEAL LAP TIME :

BEST LAP TIME : 2:21.539

DIFFERENCE :

D1: Jun San CHEN

D2: Lin YU

LAP	SECTOR 1	SECTOR 2	SECTOR 3	SECTOR 4	SPEED TRAP	LAP TIME	KPH	DIFF	TIME OF DAY	
1 - D1									12:19:57.447	
2 - D1						3:52.099	85.97	1:30.560	12:23:49.547	
3 - D1						2:35.007	128.73	13.467	12:26:24.555	
4 - D1						2:26.096	136.58	4.556	12:28:50.651	
5 - D1						2:24.496	138.09	2.956	12:31:15.148	
6 - D1						2:24.552	138.04	3.012	12:33:39.701	
7 - D1						2:24.269	138.31	2.729	12:36:03.970	
8 - D1						2:21.984	(2)	140.54	0.444	12:38:25.954
9 - D1						2:21.539	(1)	140.98	12:40:47.494	
10 - D1				IN PIT		2:31.285	P	131.90	9.745	12:43:18.779
11 - D1						4:53.684	67.94	2:32.144	12:48:12.463	
12 - D1						2:22.796	139.74	1.256	12:50:35.260	
13 - D1						2:24.769	137.83	3.229	12:53:00.030	
14 - D1						2:22.747	139.79	1.207	12:55:22.777	
15 - D1						2:22.138	(3)	140.38	0.598	12:57:44.915
16 - D1						2:22.447	140.08	0.907	13:00:07.363	

P24 69 Am/Ar CMRT Eurasia

Aston Martin Vantage GT3

IDEAL LAP TIME : 2:21.779

BEST LAP TIME : 2:22.187

DIFFERENCE : 0.407

D1: James Cai MENGTAO

D2: Kenneth Lim Juin CHENG

LAP	SECTOR 1	SECTOR 2	SECTOR 3	SECTOR 4	SPEED TRAP	LAP TIME	KPH	DIFF	TIME OF DAY
1 - D1	OUTLAP	41.933	50.303	39.807					12:20:15.983
2 - D1	31.307	36.927	47.718	38.261	228.3	2:34.213	129.39	12.025	12:22:50.196
3 - D1	29.336	35.361	45.657	37.696	231.2	2:28.050	134.78	5.863	12:25:18.246
4 - D1	29.133	35.479	44.607	38.244	233.7	2:27.464	135.31	5.276	12:27:45.710
5 - D1	28.780	34.553	44.903	37.408	229.7	2:25.644	137.01	3.457	12:30:11.355
6 - D1	28.126	35.060	43.866	38.119	233.7	2:25.171	137.45	2.983	12:32:36.526
7 - D1	28.233	34.515	43.580	37.190	235.2	2:23.519	139.03	1.331	12:35:00.045
8 - D1	27.910	35.398	45.734	37.669	236.3	2:26.711	136.01	4.524	12:37:26.757
9 - D1	27.733	34.430	43.625	37.253	236.3	2:23.041	(3)	0.854	12:39:49.799
10 - D1	28.658	35.378	46.593	37.344	234.2	2:27.974	134.85	5.787	12:42:17.773
11 - D1	28.149	35.877	44.107	IN PIT	236.3	2:31.393	P	9.206	12:44:49.167
12 - D2	OUTLAP	34.024	43.456	37.219		4:06.954	80.80	1:44.767	12:48:56.121
13 - D2	27.820	34.048	44.102	37.396	235.8	2:23.366	139.18	1.179	12:51:19.488

Weather / Track : Cloudy / Drying

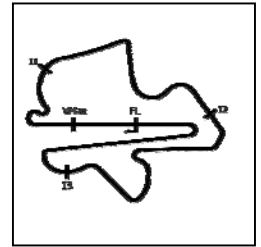
Sepang International Circuit

Circuit Length = 5.543 km

Start: 12:15 Flag 13:00 End: 13:06

Blancpain GT Series Asia 2017

FREE PRACTICE 1 - SECTOR ANALYSIS



SECTOR 1 = FL to I1, SECTOR 2 = I1 to I2 SECTOR 3 = I2 to I3, SECTOR 4 = I3 to FL, DIFF = Difference To Personal Best Lap, P = Crossed Finish Line in Pit Lane, D = Time Disallowed

14 - D2	28.050	34.364	43.773	37.323	236.8	2:23.511	139.04	1.323	12:53:42.999
15 - D2	28.074	33.900	43.164	37.148	236.3	2:22.287 (2)	140.24	0.099	12:56:05.286
16 - D2	27.900	34.273	44.182	38.068	237.3	2:24.424	138.16	2.236	12:58:29.710
17 - D2	27.740	33.936	43.529	36.982	237.3	2:22.187 (1)	140.34		13:00:51.898

P25 77 GT4 Craft Bamboo Racing		Porsche Cayman GT4 Clubsport MR							
IDEAL LAP TIME :		BEST LAP TIME : 2:31.943			DIFFERENCE :				
D1: Frank YU		D2: Jean-Marc MERLIN							
LAP	SECTOR 1	SECTOR 2	SECTOR 3	SECTOR 4	SPEED TRAP	LAP TIME	KPH	DIFF	TIME OF DAY
1 - D1									12:20:19.157
2 - D1						2:46.224	120.04	14.280	12:23:05.381
3 - D1						2:33.028 (2)	130.39	1.084	12:25:38.409
4 - D1						2:31.943 (1)	131.33		12:28:10.353
5 - D1						9:21.532	35.53	6:49.588	12:37:31.885
6 - D2						2:35.193	128.57	3.250	12:40:07.079
7 - D2						2:33.806 (3)	129.73	1.863	12:42:40.886
8 - D2				IN PIT		2:45.030 P	120.91	13.087	12:45:25.916

P26 117 INV EKS Motorsport		Porsche Cayman GT4 Clubsport MR							
IDEAL LAP TIME : 2:30.985		BEST LAP TIME : 2:31.972			DIFFERENCE : 0.986				
D1: Swen HERBERGER		D2: Nazim AZMAN							
LAP	SECTOR 1	SECTOR 2	SECTOR 3	SECTOR 4	SPEED TRAP	LAP TIME	KPH	DIFF	TIME OF DAY
1 - D1	OUTLAP	39.418	46.480	41.370					12:21:39.458
2 - D1	30.014	36.633	45.625	39.700	213.0	2:31.972 (1)	131.30		12:24:11.431
3 - D1	29.510	36.611	45.951	40.174	212.5	2:32.247 (2)	131.06	0.274	12:26:43.678
4 - D1	29.421	36.239	46.357	IN PIT	213.4	2:40.832 P	124.07	8.859	12:29:24.511
5 - D1	OUTLAP	36.511	46.698	40.422		5:26.953	61.03	2:54.980	12:34:51.464
6 - D1	30.217	39.058	53.937	40.148	213.8	2:43.361	122.15	11.388	12:37:34.825
7 - D1	29.780	37.669	46.332	40.092	215.5	2:33.873	129.68	1.900	12:40:08.699
8 - D1	29.921	36.406	46.507	40.517	213.4	2:33.352	130.12	1.379	12:42:42.051
9 - D1	29.744	36.608	48.375	IN PIT	213.4	2:45.242 P	120.76	13.269	12:45:27.294
10 - D1	OUTLAP	37.341	46.030	40.172		5:20.331	62.29	2:48.358	12:50:47.625
11 - D1	29.545	36.744	46.269	40.174	213.0	2:32.733 (3)	130.65	0.760	12:53:20.358
12 - D1	29.912	36.890	47.338	40.180	215.1	2:34.320	129.30	2.347	12:55:54.679
13 - D1	30.119	36.573	46.826	40.464	213.0	2:33.983	129.59	2.010	12:58:28.662
14 - D1	30.067	38.360	46.107	40.160	213.8	2:34.694	128.99	2.722	13:01:03.357

P27 89 GT4 HubAuto Racing		Porsche Cayman GT4 Clubsport MR							
IDEAL LAP TIME : 2:32.080		BEST LAP TIME : 2:32.935			DIFFERENCE : 0.854				
D1: Ringo CHONG		D2: Alan YEO							
LAP	SECTOR 1	SECTOR 2	SECTOR 3	SECTOR 4	SPEED TRAP	LAP TIME	KPH	DIFF	TIME OF DAY
1 - D2	OUTLAP	42.115	48.866	40.819					12:28:26.495
2 - D2	29.820	38.712	47.000	40.604	215.5	2:36.136	127.80	3.201	12:31:02.631
3 - D2	29.532	38.112	47.506	40.190	215.1	2:35.340	128.45	2.405	12:33:37.972
4 - D2	29.811	38.419	47.344	IN PIT	215.5	2:40.083 P	124.65	7.148	12:36:18.056
5 - D2	OUTLAP	38.298	49.955	40.662		4:48.687	69.12	2:15.751	12:41:06.743
6 - D2	29.312	36.879	46.940	39.803	215.5	2:32.935 (1)	130.47		12:43:39.678
7 - D2	31.542	38.483	49.998	IN PIT	198.8	2:45.600 P	120.49	12.664	12:46:25.279
8 - D1	OUTLAP	43.996	49.023	42.757		6:50.538	48.60	4:17.602	12:53:15.817
9 - D1	30.189	37.147	46.548	39.867	216.8	2:33.752 (3)	129.78	0.816	12:55:49.569
10 - D1	30.085	37.312	47.339	39.535	216.8	2:34.272	129.34	1.336	12:58:23.841
11 - D1	29.364	36.684	46.965	40.378	216.0	2:33.392 (2)	130.09	0.456	13:00:57.233

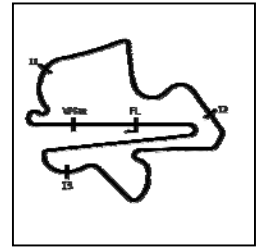
P28 17 GT4 Taiwan Top Speed Racing Team		Porsche Cayman GT4 Clubsport MR							
IDEAL LAP TIME : 2:32.468		BEST LAP TIME : 2:33.091			DIFFERENCE : 0.623				
D1: Jeremy WANG		D2: Keo CHANG							
LAP	SECTOR 1	SECTOR 2	SECTOR 3	SECTOR 4	SPEED TRAP	LAP TIME	KPH	DIFF	TIME OF DAY
1 - D1	OUTLAP	41.024	47.645	40.608					12:21:58.142
2 - D1	30.419	37.984	47.132	40.395	214.7	2:35.931	127.97	2.839	12:24:34.073
3 - D1	29.808	40.886	48.545	40.735	215.1	2:39.974	124.73	6.883	12:27:14.048
4 - D1	29.692	38.477	47.107	40.506	214.2	2:35.782	128.09	2.691	12:29:49.830

Weather / Track : Cloudy / Drying

Sepang International Circuit
Circuit Length = 5.543 km
Start: 12:15 Flag 13:00 End: 13:06

Blancpain GT Series Asia 2017

FREE PRACTICE 1 - SECTOR ANALYSIS



SECTOR 1 = FL to I1, SECTOR 2 = I1 to I2 SECTOR 3 = I2 to I3, SECTOR 4 = I3 to FL, DIFF = Difference To Personal Best Lap, P = Crossed Finish Line in Pit Lane, D = Time Disallowed

5 - D1	29.382	37.285	47.580	39.701	215.1	2:33.948	(2)	129.61	0.857	12:32:23.779
6 - D1	29.348	37.191	46.617	39.935	216.0	2:33.091	(1)	130.34		12:34:56.871
7 - D1	29.451	36.801	50.182	39.909	216.4	2:36.343		127.63	3.251	12:37:33.214
8 - D1	30.354	39.320	47.101	39.897	216.4	2:36.673		127.36	3.581	12:40:09.887
9 - D1	30.064	37.082	46.719	40.473	217.7	2:34.339	(3)	129.29	1.247	12:42:44.226
10 - D1	29.738	39.253	47.481	IN PIT	216.0	2:46.265	P	120.01	13.173	12:45:30.492
11 - D2	OUTLAP	42.729	56.837	45.046		10:14.179		32.49	7:41.087	12:55:44.671
12 - D2	32.358	41.985	55.214	43.397	208.0	2:52.955		115.37	19.863	12:58:37.626
13 - D2	31.082	38.670	51.135	41.720	218.1	2:42.608		122.71	9.516	13:01:20.234

P29 10 GT4 EKS Motorsports

Porsche Cayman GT4 Clubsport MR

IDEAL LAP TIME : 2:31.966

BEST LAP TIME : 2:33.208

DIFFERENCE : 1.242

D1: Eric Lo PIU

D2: Byron Tong Siu KAU

LAP	SECTOR 1	SECTOR 2	SECTOR 3	SECTOR 4	SPEED TRAP	LAP TIME	KPH	DIFF	TIME OF DAY	
1 - D1	OUTLAP	44.884	48.950	IN PIT					12:24:09.798	
2 - D1	OUTLAP	37.335	46.891	39.458		7:23.677	44.97	4:50.468	12:31:33.475	
3 - D1	29.484	36.876	47.526	39.604	216.0	2:33.490	(3)	130.00	0.281	12:34:06.966
4 - D1	29.403	37.082	46.358	40.365	216.8	2:33.208	(1)	130.24		12:36:40.174
5 - D1	30.210	37.009	46.917	39.860	215.1	2:33.996		129.57	0.788	12:39:14.171
6 - D1	29.810	37.461	46.563	40.592	216.4	2:34.427		129.21	1.218	12:41:48.598
7 - D1	29.728	37.127	46.469	40.018	215.5	2:33.343	(2)	130.13	0.134	12:44:21.941
8 - D1	29.545	39.405	48.047	IN PIT		2:42.506	P	122.79	9.297	12:47:04.448
9 - D2	OUTLAP	37.682	48.084	42.577		7:15.335	45.83	4:42.127	12:54:19.783	
10 - D2	30.468	38.545	47.858	50.415	217.3	2:47.286		119.28	14.078	12:57:07.070
11 - D2	29.629	36.906	48.494	40.003	216.8	2:35.033		128.71	1.824	12:59:42.103
12 - D2	29.850	36.747	48.632	43.321	216.0	2:38.551		125.85	5.342	13:02:20.654

P30 11 GT4 TTR Team SARD

Porsche Cayman GT4 Clubsport MR

IDEAL LAP TIME : 2:33.363

BEST LAP TIME : 2:35.976

DIFFERENCE : 2.613

D1: Tony Fong Wai SHING

D2: Terrence TSE

LAP	SECTOR 1	SECTOR 2	SECTOR 3	SECTOR 4	SPEED TRAP	LAP TIME	KPH	DIFF	TIME OF DAY	
1 - D1	OUTLAP	41.902	52.990	41.778					12:23:13.930	
2 - D1	32.495	38.045	47.939	40.475	210.9	2:38.955		125.53	2.978	12:25:52.885
3 - D1	30.863	37.143	47.383	40.587	214.2	2:35.976	(1)	127.93		12:28:28.862
4 - D1	30.313	39.523	49.708	IN PIT		2:55.434	P	113.74	19.458	12:31:24.297
5 - D2	OUTLAP	37.716	48.057	40.345		5:26.449		61.12	2:50.472	12:36:50.746
6 - D2	31.960	36.426	46.798	41.199	211.3	2:36.383	(2)	127.60	0.406	12:39:27.130
7 - D2	30.779	36.664	51.288	40.694	182.7	2:39.425		125.16	3.448	12:42:06.555
8 - D2	29.966	36.390	49.616	40.566	213.8	2:36.538	(3)	127.47	0.561	12:44:43.093
9 - D2	29.830	36.670	51.758	56.253	212.1	2:54.511		114.34	18.535	12:47:37.605
10 - D2	32.946	37.412	51.472	41.661	203.0	2:43.492		122.05	7.515	12:50:21.097
11 - D2	30.130	41.318	47.618	54.772	211.7	2:53.838		114.78	17.861	12:53:14.936
12 - D2	33.771	39.247	47.779	40.641	177.9	2:41.439		123.60	5.462	12:55:56.375
13 - D2	30.364	36.752	47.487	IN PIT	214.2	2:44.921	P	120.99	8.944	12:58:41.297

Weather / Track : Cloudy / Drying

Sepang International Circuit

Circuit Length = 5.543 km

Start: 12:15 Flag 13:00 End: 13:06

Blancpain GT Series Asia 2017

FREE PRACTICE 1 - BEST SPEEDS

POS	NO	NAME	VMAX	KPH
1	5	Audi Hong Kong		239.4
2	98	Arrows Racing		238.9
3	75	T2 Motorsport		238.9
4	7	Team WRT		237.8
5	38	Spirit of Race SA		237.8
6	99	Craft Bamboo Racing		237.8
7	1	FFF Racing Team By ACM		237.3
8	18	KCMG		237.3
9	6	Team Audi R8 LMS Cup		237.3
10	91	FIST - Team AAI		237.3
11	69	CMRT Eurasia		237.3
12	66	Vincenzo Sospiri Racing SRL		236.8
13	86	OD Racing Team		236.8
14	39	Spirit of Race SA		236.8
15	88	Craft Bamboo Racing		236.8
16	27	X-One Motorsports Ltd		236.8
17	999	GruppeM		236.3
18	13	Milestone Racing		236.3
19	19	KCMG		236.3
20	37	BBT		235.8
21	12	Clearwater Racing		235.8
22	2	FFF Racing Team By ACM		234.7
23	888	GruppeM		233.7
24	17	Taiwan Top Speed Racing Team		218.1
25	10	EKS Motorsports		217.3
26	89	HubAuto Racing		216.8
27	117	EKS Motorsport		215.5
28	11	TTR Team SARD		214.7
29				
30				

Weather / Track : Cloudy / Drying

Results can be found at www.tsl-timing.com

Sepang International Circuit
Circuit Length = 5.543 km
Start: 12:15 Flag 13:00 End: 13:06

Printed - 13:09 Friday, 07 April 2017

Blancpain GT Series Asia 2017

FREE PRACTICE 1 - BEST SECTORS

SECTOR 1			SECTOR 2			SECTOR 3			SECTOR 4			IDEAL / BEST COMPARISON						
POS	NO	NAME	TIME	NO	NAME	TIME	NO	NAME	TIME	NO	NAME	TIME	POS	NO	NAME	IDEAL	BEST	DIFF
															PERFECT LAP	2:16.927		
1	38	Spirit	26.922	999	GruppeM	32.473	66	Vincenz	41.476	7	Team WR	36.055	1	66	Vincenzo Sospiri Racing SRL	2:17.366	2:17.684	0.317
2	7	Team WR	26.930	66	Vincenz	32.473	1	FFF Rac	41.487	98	Arrows	36.145	2	7	Team WRT	2:17.377	2:18.113	0.735
3	888	GruppeM	26.964	86	OD Raci	32.487	888	GruppeM	41.526	12	Clearwa	36.173	3	86	OD Racing Team	2:17.456	2:17.982	0.526
4	1	FFF Rac	26.966	888	GruppeM	32.580	86	OD Raci	41.559	37	BBT	36.194	4	1	FFF Racing Team By ACM	2:17.467	2:17.909	0.441
5	37	BBT	27.010	7	Team WR	32.614	13	Milesto	41.659	1	FFF Rac	36.198	5	999	GruppeM	2:17.584	2:17.584	0.000
6	98	Arrows	27.020	39	Spirit	32.699	5	Audi Ho	41.681	39	Spirit	36.224	6	888	GruppeM	2:17.607	2:17.748	0.140
7	18	KCMG	27.025	5	Audi Ho	32.715	999	GruppeM	41.723	999	GruppeM	36.299	7	98	Arrows Racing	2:17.774	2:18.180	0.406
8	86	OD Raci	27.052	37	BBT	32.786	7	Team WR	41.778	66	Vincenz	36.314	8	37	BBT	2:17.954	2:18.100	0.145
9	999	GruppeM	27.089	1	FFF Rac	32.816	98	Arrows	41.782	6	Team Au	36.324	9	5	Audi Hong Kong	2:17.964	2:18.345	0.380
10	66	Vincenz	27.103	98	Arrows	32.827	18	KCMG	41.782	86	OD Raci	36.358	10	39	Spirit of Race SA	2:18.073	2:18.232	0.159
11	12	Clearwa	27.105	6	Team Au	32.827	6	Team Au	41.825	13	Milesto	36.366	11	18	KCMG	2:18.080	2:18.484	0.404
12	39	Spirit	27.133	18	KCMG	32.875	37	BBT	41.964	5	Audi Ho	36.383	12	13	Milestone Racing	2:18.190	2:18.313	0.122
13	75	T2 Moto	27.152	38	Spirit	32.902	39	Spirit	42.016	18	KCMG	36.398	13	12	Clearwater Racing	2:18.204	2:18.849	0.644
14	5	Audi Ho	27.185	12	Clearwa	32.907	12	Clearwa	42.018	88	Craft B	36.433	14	6	Team Audi R8 LMS Cup	2:18.245	2:18.627	0.382
15	13	Milesto	27.233	13	Milesto	32.932	38	Spirit	42.031	38	Spirit	36.492	15	38	Spirit of Race SA	2:18.347	2:18.545	0.198
16	6	Team Au	27.269	19	KCMG	32.947	2	FFF Rac	42.281	888	GruppeM	36.536	16	88	Craft Bamboo Racing	2:19.386	2:19.565	0.179
17	88	Craft B	27.322	2	FFF Rac	33.020	19	KCMG	42.362	99	Craft B	36.565	17	2	FFF Racing Team By ACM	2:19.500	2:19.623	0.123
18	91	FIST -	27.365	99	Craft B	33.067	91	FIST -	42.362	2	FFF Rac	36.568	18	91	FIST - Team AAI	2:19.586	2:19.924	0.338
19	19	KCMG	27.580	91	FIST -	33.100	88	Craft B	42.452	75	T2 Moto	36.679	19	19	KCMG	2:19.614	2:19.699	0.084
20	2	FFF Rac	27.631	88	Craft B	33.179	99	Craft B	42.464	19	KCMG	36.725	20	99	Craft Bamboo Racing	2:19.744	2:20.777	1.033
21	99	Craft B	27.647	75	T2 Moto	33.309	75	T2 Moto	42.879	91	FIST -	36.758	21	75	T2 Motorsport	2:20.019	2:20.836	0.816
22	27	X-One M	27.730	27	X-One M	33.664	27	X-One M	42.940	27	X-One M	36.801	22	27	X-One Motorsports Ltd	2:21.135	2:21.476	0.340
23	69	CMRT Eu	27.733	69	CMRT Eu	33.900	69	CMRT Eu	43.164	69	CMRT Eu	36.982	23	69	CMRT Eurasia	2:21.779	2:22.187	0.407
24	89	HubAuto	29.312	117	EKS Mot	36.239	117	EKS Mot	45.625	10	EKS Mot	39.458	24	117	EKS Motorsport	2:30.985	2:31.972	0.986
25	17	Taiwan	29.348	11	TTR Tea	36.390	10	EKS Mot	46.358	89	HubAuto	39.535	25	10	EKS Motorsports	2:31.966	2:33.208	1.242
26	10	EKS Mot	29.403	89	HubAuto	36.684	89	HubAuto	46.548	117	EKS Mot	39.700	26	89	HubAuto Racing	2:32.080	2:32.935	0.854
27	117	EKS Mot	29.421	10	EKS Mot	36.747	17	Taiwan	46.617	17	Taiwan	39.701	27	17	Taiwan Top Speed Racing Te	2:32.468	2:33.091	0.623
28	11	TTR Tea	29.830	17	Taiwan	36.801	11	TTR Tea	46.798	11	TTR Tea	40.345	28	11	TTR Team SARD	2:33.363	2:35.976	2.613
29													29	77	Craft Bamboo Racing		2:31.943	
30													30	90	FIST - Team AAI		2:21.539	

Weather / Track : Cloudy / Drying

Sepang International Circuit
Circuit Length = 5.543 km
Start: 12:15 Flag 13:00 End: 13:06

Results can be found at www.tsl-timing.com

Printed - 13:09 Friday, 07 April 2017

Blancpain GT Series Asia 2017

FREE PRACTICE 1 - DRIVER STATISTICS

POS	NO	CL	PIC	TEAM / DRIVERS	CAR	LAPS	RACE TIME	%	BEST	ON	KPH
1	999	Pro/Am	1	GruppeM (HKG) Hunter ABBOTT (GBR) Raffaele MARCIELLO (ITA)	Mercedes AMG-GT3	16	46:11.432				
						8	28:21.071	61.38	2:19.006	11	143.55
						7	43:47.261	94.80	2:17.584	16	145.03
2	66	Silver	1	Vincenzo Sospiri Racing SRL (ITA) Martin KODRIC (HRV) Sandy STUVIK (THA)	Lamborghini Huracan GT3	16	40:59.998				
						10	23:27.992	57.24	2:17.684	16	144.93
						5	14:05.778	34.38	2:18.872	4	143.69
3	888	Silver	2	GruppeM (HKG) Tim SUGDEN (GBR) Jules SZYMKOWIAK (NLD)	Mercedes AMG-GT3	16	43:00.016				
						7	19:24.023	45.12	2:19.395	6	143.15
						8	18:40.708	43.44	2:17.748	14	144.86
4	1	Silver	3	FFF Racing Team By ACM (CHN) Aidan READ (AUS) Alberto DI FOLCO (ITA)	Lamborghini Huracan GT3	16	44:41.444				
						9	23:41.858	53.03	2:19.172	13	143.38
						6	13:57.556	31.24	2:17.909	7	144.69
5	86	Silver	4	OD Racing Team (MYS) Mitchell GILBERT (MYS) Aditja PATEL (IND)	Audi R8 LMS GT3	16	43:10.029				
						3	40:19.489	93.42	2:27.409	15	135.36
						12	30:51.494	71.49	2:17.982	11	144.61
6	37	Pro/Am	2	BBT (CHN) Anthony Liu XU (CHN) Davide RIZZO (HKG)	Ferrari 488 GT3	16	45:01.549				
						15	37:37.665	83.57	2:18.100	11	144.49
						0	0.000	0.00		0	
7	7	Pro/Am	3	Team WRT (BEL) Jeffrey LEE (TPE) Will STEVENS (GBR)	Audi R8 LMS GT3	17	45:42.554				
						7	17:09.760	37.55	2:20.131	12	142.40
						9	23:53.914	52.28	2:18.113	9	144.48
8	98	Pro/Am	4	Arrows Racing (MYS) Philip MA (HKG) Fairuz FAUZY (MYS)	Porsche 911 GT3R	18	46:07.259				
						0	0.000	0.00		0	
						17	43:21.518	94.01	2:18.180	16	144.41
9	39	Pro/Am	5	Spirit of Race SA (CHE) Jiang XIN (CHN) Massimiliano WISER (ITA)	Ferrari 488 GT3	9	23:29.470				
						3	7:10.601	30.55	2:19.330	9	143.21
						5	14:10.322	60.33	2:18.232	5	144.35
10	13	Pro/Am	6	Milestone Racing (HKG) Sun JINGZU (CHN) Franky Cheng CONGFU (CHN)	Audi R8 LMS GT3	17	41:49.420				
						12	28:23.036	67.87	2:20.045	16	142.48
						4	11:53.162	28.42	2:18.313	4	144.27
11	5	Silver	5	Audi Hong Kong (HKG) Marchy LEE (HKG) Shaun Thong Wei FUNG (HKG)	Audi R8 LMS GT3	16	45:11.261				
						6	41:14.986	91.29	2:23.510	16	139.04
						9	23:47.088	52.64	2:18.345	8	144.23
12	18	Pro/Am	7	KCMG (HKG) Sanghwi Rick YOON (HKG) Martin RUMP (EST)	Audi R8 LMS GT3	18	45:40.253				
						9	21:21.495	46.77	2:20.106	16	142.42
						8	21:43.889	47.58	2:18.484	8	144.09
13	38	Pro/Am	8	Spirit of Race SA (CHE) Nasrat MUZAYYIN (SGP) Rui AGUAS (PRT)	Ferrari 488 GT3	14	46:56.911				
						8	19:12.628	40.92	2:23.052	11	139.49
						5	14:39.416	31.22	2:18.545	5	144.03
14	6	Pro/Am	9	Team Audi R8 LMS Cup (HKG) Alex AU (HKG) Alex YOONG (MYS)	Audi R8 LMS GT3	18	45:10.545				
						13	42:38.145	94.38	2:19.219	14	143.33
						4	11:58.197	26.50	2:18.627	4	143.94
15	12	Pro/Am	10	Clearwater Racing (SGP) Richard WEE (SGP) Rob BELL (GBR)	McLaren 650S GT3	15	42:18.643				
						7	39:57.746	94.45	2:18.992	13	143.56
						7	19:12.414	45.39	2:18.849	5	143.71
16	88	Silver	6	Craft Bamboo Racing (HKG) Jules GOUNON (FRA) Joel CAMATHIAS (MCO)	Porsche 911 GT3R	16	45:28.830				
						6	30:53.492	67.92	2:19.565	10	142.97
						9	42:34.348	93.61	2:21.160	15	141.36
17	2	Pro/Am	11	FFF Racing Team By ACM (CHN) ZHU Junhan (CHN) Ho-Pin TUNG (CHN)	Lamborghini Huracan GT3	15	43:12.531				
						14	36:05.958	83.55	2:19.623	5	142.91
						0	0.000	0.00		0	
18	19	Am/Am	1	KCMG (HKG) Naoto TAKEDA (JPN) Tatuya SHIRASAKA (JPN)	Audi R8 LMS GT3	16	46:05.304				
						9	24:30.808	53.19	2:21.643	9	140.88
						6	14:27.394	31.37	2:19.699	16	142.84
19	91	Silver	7	FIST - Team AAI (TPE) Oliver MILLROY (GBR) Jesse KROHN (FIN)	BMW M6 GT3	16	44:41.141				
						7	19:23.341	43.39	2:20.998	7	141.52
						8	18:41.925	41.85	2:19.924	13	142.61

Sepang International Circuit
Circuit Length = 5.543 km
Start: 12:15 Flag 13:00 End: 13:06

Weather / Track : Cloudy / Drying

Blancpain GT Series Asia 2017

FREE PRACTICE 1 - DRIVER STATISTICS

POS	NO	CL	PIC	TEAM / DRIVERS	CAR	LAPS	RACE TIME	%	BEST	ON	KPH
20	99	Silver	8	Craft Bamboo Racing (HKG) Darryl O'YOUNG (HKG) Peter Li ZHICONG (CHN)	Porsche 911 GT3R	16	44:38.533				
						6	16:48.874	37.67	2:21.010	6	141.51
						9	21:20.834	47.82	2:20.777	15	141.74
21	75	Am/Am	2	T2 Motorsport (SGP) Teo Bee TAT Gregory (SGP) David TJIPTOBIANTORO (IDN)	Ferrari 488 GT3	15	44:12.684				
						14	37:21.319	84.49	2:20.836	11	141.68
						0	0.000	0.00		0	
22	27	Am/Am	3	X-One Motorsports Ltd (CHE) Vincent WONG (HKG) Andrew HARYANTO (IDN)	Lamborghini Huracan GT3	15	40:51.165				
						8	22:21.526	54.73	2:24.146	7	138.43
						6	14:34.243	35.67	2:21.476	15	141.04
23	90 *	Am/Am	4	FIST - Team AAI (TPE) Jun San CHEN (TPE) Lin YU (CHN)	BMW M6 GT3	16	40:09.915				
						15	40:09.915	100.00	2:21.539	9	140.98
						0	0.000	0.00		0	
24	69	Am/Am	5	CMRT Eurasia (SGP) James Cai MENGTAO (CHN) Kenneth Lim Juin CHENG (MYS)	Aston Martin Vantage GT3	17	43:18.217				
						10	27:15.486	62.95	2:23.041	9	139.50
						6	14:14.924	32.90	2:22.187	17	140.34
25	77 *	GT4	1	Craft Bamboo Racing (HKG) Frank YU (HKG) Jean-Marc MERLIN (FRA)	Porsche Cayman GT4 Clubsport MR	8	25:06.759				
						4	17:12.728	68.54	2:31.943	4	131.33
						3	7:54.031	31.46	2:33.806	7	129.73
26	117	INV	1	EKS Motorsport (MYS) Swen HERBERGER (DEU) Nazim AZMAN (MYS)	Porsche Cayman GT4 Clubsport MR	14	41:59.195				
						13	36:10.666	86.17	2:31.972	2	131.30
						0	0.000	0.00		0	
27	89	GT4	2	HubAuto Racing (TPE) Ringo CHONG (SGP) Alan YEO (AUS)	Porsche Cayman GT4 Clubsport MR	11	35:20.438				
						4	10:37.154	30.05	2:33.392	11	130.09
						6	18:37.899	52.72	2:32.935	6	130.47
28	17	GT4	3	Taiwan Top Speed Racing Team (TPE) Jeremy WANG (TPE) Keo CHANG (TPE)	Porsche Cayman GT4 Clubsport MR	13	41:58.857				
						9	26:09.115	62.29	2:33.091	6	130.34
						3	8:30.595	20.27	2:42.608	13	122.71
29	10	GT4	4	EKS Motorsports (MYS) Eric Lo PIU (HKG) Byron Tong Siu KAU (HKG)	Porsche Cayman GT4 Clubsport MR	12	41:01.360				
						7	20:52.346	50.88	2:33.208	4	130.24
						4	10:39.094	25.97	2:35.033	11	128.71
30	11	GT4	5	TTR Team SARD (HKG) Tony Fong Wai SHING (HKG) Terrence TSE (HKG)	Porsche Cayman GT4 Clubsport MR	13	38:18.829				
						3	11:01.829	28.79	2:35.976	3	127.93
						9	24:26.580	63.80	2:36.383	6	127.60

* Cars #90 & #77 - No working transponder, please check for FP2.

Blancpain GT Series Asia 2017

FREE PRACTICE 1 - PIT STOP ANALYSIS

STOP	IN TIME	DRIVER IN	STINT TIME	STOP TIME	TOTAL STOP TIME	OUT TIME	DRIVER OUT
P1 999 Pro/An GruppeM Mercedes AMG-GT3 D1: Hunter ABBOTT Total Stint: 8 Laps - 28:21.071 (61.38%) Best Lap: 2:19.006 On Lap 11 @ 143.55 kph D2: Raffaele MARCIELLO Total Stint: 7 Laps - 43:47.261 (94.8%) Best Lap: 2:17.584 On Lap 16 @ 145.03 kph							
1 -	12:24:52.389	Raffaele MARCIELLO	9:34.419	6:15.710	6:15.710	12:31:08.099	Hunter ABBOTT
2 -	12:49:54.751	Hunter ABBOTT	18:46.652	2:24.171	8:39.881	12:52:18.922	Raffaele MARCIELLO
-	Finish	Raffaele MARCIELLO	9:10.480				
P2 66 Silver Vincenzo Sospiri Racing SRL Lamborghini Huracan GT3 D1: Martin KODRIC Total Stint: 10 Laps - 23:27.992 (57.24%) Best Lap: 2:17.684 On Lap 16 @ 144.93 kph D2: Sandy STUVIK Total Stint: 5 Laps - 14:05.778 (43.38%) Best Lap: 2:18.872 On Lap 4 @ 143.69 kph							
1 -	12:34:57.368	Sandy STUVIK	14:05.778	3:26.228	3:26.228	12:38:23.596	Martin KODRIC
-	Finish	Martin KODRIC	23:27.992				
P3 888 Silver GruppeM Mercedes AMG-GT3 D1: Tim SUGDEN Total Stint: 7 Laps - 19:24.023 (45.12%) Best Lap: 2:19.395 On Lap 6 @ 143.15 kph D2: Jules SZYMKOWIAK Total Stint: 8 Laps - 18:40.708 (43.44%) Best Lap: 2:17.748 On Lap 14 @ 144.86 kph							
1 -	12:38:07.270	Tim SUGDEN	19:24.023	4:55.285	4:55.285	12:43:02.555	Jules SZYMKOWIAK
2 -	13:01:43.263	Jules SZYMKOWIAK					
P4 1 Silver FFF Racing Team By ACM Lamborghini Huracan GT3 D1: Aidan READ Total Stint: 9 Laps - 23:41.858 (53.03%) Best Lap: 2:19.172 On Lap 13 @ 143.38 kph D2: Alberto DI FOLCO Total Stint: 6 Laps - 13:57.556 (31.24%) Best Lap: 2:17.909 On Lap 7 @ 144.69 kph							
1 -	12:24:03.069	Aidan READ	7:19.132	2:56.931	2:56.931	12:27:00.000	Alberto DI FOLCO
2 -	12:40:57.556	Alberto DI FOLCO	13:57.556	4:05.099	7:02.030	12:45:02.655	Aidan READ
-	Finish	Aidan READ	16:22.726				
P5 86 Silver OD Racing Team Audi R8 LMS GT3 D1: Mitchell GILBERT Total Stint: 3 Laps - 40:19.489 (93.42%) Best Lap: 2:27.409 On Lap 15 @ 135.36 kph D2: Aditja PATEL Total Stint: 12 Laps - 30:51.494 (71.49%) Best Lap: 2:17.982 On Lap 11 @ 144.61 kph							
1 -	12:27:21.699	Aditja PATEL	9:52.264	1:59.004	1:59.004	12:29:20.703	Aditja PATEL
2 -	12:50:19.933	Aditja PATEL	20:59.230	2:50.540	4:49.544	12:53:10.473	Mitchell GILBERT
3 -	13:00:39.464	Mitchell GILBERT					
P6 37 Pro/An BBT Ferrari 488 GT3 D1: Anthony Liu XU Total Stint: 15 Laps - 37:37.665 (83.57%) Best Lap: 2:18.100 On Lap 11 @ 144.49 kph D2: Davide RIZZO Total Stint: 0 Laps							
1 -	12:21:47.462	Anthony Liu XU	5:09.624	3:19.067	3:19.067	12:25:06.529	Anthony Liu XU
2 -	12:39:06.818	Anthony Liu XU	14:00.289	2:31.958	5:51.025	12:41:38.776	Anthony Liu XU
3 -	12:53:12.628	Anthony Liu XU	11:33.852	1:32.859	7:23.884	12:54:45.487	Anthony Liu XU
-	Finish	Anthony Liu XU	6:53.900				
P7 7 Pro/An Team WRT Audi R8 LMS GT3 D1: Jeffrey LEE Total Stint: 7 Laps - 17:09.760 (37.55%) Best Lap: 2:20.131 On Lap 12 @ 142.40 kph D2: Will STEVENS Total Stint: 9 Laps - 23:53.914 (52.28%) Best Lap: 2:18.113 On Lap 9 @ 144.48 kph							
1 -	12:31:44.792	Will STEVENS	16:39.065	2:47.422	2:47.422	12:34:32.214	Will STEVENS
2 -	12:41:40.904	Will STEVENS	7:08.690	1:57.617	4:45.039	12:43:38.521	Jeffrey LEE
-	Finish	Jeffrey LEE	17:09.760				
P8 98 Pro/An Arrows Racing Porsche 911 GT3R D1: Philip MA Total Stint: 0 Laps D2: Fairuz FAUZY Total Stint: 17 Laps - 43:21.518 (94.01%) Best Lap: 2:18.180 On Lap 16 @ 144.41 kph							
1 -	12:39:32.307	Fairuz FAUZY	24:18.533	2:45.741	2:45.741	12:42:18.048	Fairuz FAUZY

Weather / Track : Cloudy / Drying

Sepang International Circuit
 Circuit Length = 5.543 miles
 Start: 12:15 Flag 13:00 End: 13:06

Blancpain GT Series Asia 2017

FREE PRACTICE 1 - PIT STOP ANALYSIS

2 - 13:01:21.033 Fairuz FAUZY

P9		39 Pro/An Spirit of Race SA		Ferrari 488 GT3			
D1: Jiang XIN		Total Stint: 3 Laps - 7:10.601 (30.55%)		Best Lap: 2:19.330 On Lap 9 @ 143.21 kph			
D2: Massimiliano WISER		Total Stint: 5 Laps - 14:10.322 (60.33%)		Best Lap: 2:18.232 On Lap 5 @ 144.35 kph			
STOP	IN TIME	DRIVER IN	STINT TIME	STOP TIME	TOTAL STOP TIME	OUT TIME	DRIVER OUT
1 -	12:50:52.147	Massimiliano WISER	14:10.322	2:08.547	2:08.547	12:53:00.694	Jiang XIN
-	Finish	Jiang XIN	7:10.601				

P10		13 Pro/An Milestone Racing		Audi R8 LMS GT3			
D1: Sun JINGZU		Total Stint: 12 Laps - 28:23.036 (67.87%)		Best Lap: 2:20.045 On Lap 16 @ 142.48 kph			
D2: Franky Cheng CONGFU		Total Stint: 4 Laps - 11:53.162 (28.42%)		Best Lap: 2:18.313 On Lap 4 @ 144.27 kph			
STOP	IN TIME	DRIVER IN	STINT TIME	STOP TIME	TOTAL STOP TIME	OUT TIME	DRIVER OUT
1 -	12:30:58.674	Franky Cheng CONGFU	11:53.162	1:33.222	1:33.222	12:32:31.896	Sun JINGZU
-	Finish	Sun JINGZU	28:23.036				

P11		5 Silver Audi Hong Kong		Audi R8 LMS GT3			
D1: Marchy LEE		Total Stint: 6 Laps - 41:14.986 (91.29%)		Best Lap: 2:23.510 On Lap 16 @ 139.04 kph			
D2: Shaun Thong Wei FUNG		Total Stint: 9 Laps - 23:47.088 (52.64%)		Best Lap: 2:18.345 On Lap 8 @ 144.23 kph			
STOP	IN TIME	DRIVER IN	STINT TIME	STOP TIME	TOTAL STOP TIME	OUT TIME	DRIVER OUT
1 -	12:27:26.828	Shaun Thong Wei FUNG	12:05.376	2:43.099	2:43.099	12:30:09.927	Shaun Thong Wei FUNG
2 -	12:41:51.639	Shaun Thong Wei FUNG	11:41.712	3:56.275	6:39.374	12:45:47.914	Marchy LEE
-	Finish	Marchy LEE	14:44.799				

P12		18 Pro/An KCMG		Audi R8 LMS GT3			
D1: Sanghwi Rick YOON		Total Stint: 9 Laps - 21:21.495 (46.77%)		Best Lap: 2:20.106 On Lap 16 @ 142.42 kph			
D2: Martin RUMP		Total Stint: 8 Laps - 21:43.889 (47.58%)		Best Lap: 2:18.484 On Lap 8 @ 144.09 kph			
STOP	IN TIME	DRIVER IN	STINT TIME	STOP TIME	TOTAL STOP TIME	OUT TIME	DRIVER OUT
1 -	12:36:39.566	Martin RUMP	21:08.758	3:10.000	3:10.000	12:39:49.566	Sanghwi Rick YOON
-	Finish	Sanghwi Rick YOON	21:21.495				

P13		38 Pro/An Spirit of Race SA		Ferrari 488 GT3			
D1: Nasrat MUZAYYIN		Total Stint: 8 Laps - 19:12.628 (40.92%)		Best Lap: 2:23.052 On Lap 11 @ 139.49 kph			
D2: Rui AGUAS		Total Stint: 5 Laps - 14:39.416 (31.22%)		Best Lap: 2:18.545 On Lap 5 @ 144.03 kph			
STOP	IN TIME	DRIVER IN	STINT TIME	STOP TIME	TOTAL STOP TIME	OUT TIME	DRIVER OUT
1 -	12:18:01.565	Rui AGUAS	2:45.219	7:38.027	7:38.027	12:25:39.592	Rui AGUAS
2 -	12:37:33.789	Rui AGUAS	11:54.197	5:26.840	13:04.867	12:43:00.629	Nasrat MUZAYYIN
-	Finish	Nasrat MUZAYYIN	19:12.628				

P14		6 Pro/An Team Audi R8 LMS Cup		Audi R8 LMS GT3			
D1: Alex AU		Total Stint: 13 Laps - 42:38.145 (94.38%)		Best Lap: 2:19.219 On Lap 14 @ 143.33 kph			
D2: Alex YOONG		Total Stint: 4 Laps - 11:58.197 (26.5%)		Best Lap: 2:18.627 On Lap 4 @ 143.94 kph			
STOP	IN TIME	DRIVER IN	STINT TIME	STOP TIME	TOTAL STOP TIME	OUT TIME	DRIVER OUT
1 -	12:27:44.005	Alex YOONG	11:58.197	2:32.400	2:32.400	12:30:16.405	Alex AU
-	Finish	Alex AU	30:39.948				

P15		12 Pro/An Clearwater Racing		McLaren 650S GT3			
D1: Richard WEE		Total Stint: 7 Laps - 39:57.746 (94.45%)		Best Lap: 2:18.992 On Lap 13 @ 143.56 kph			
D2: Rob BELL		Total Stint: 7 Laps - 19:12.414 (45.39%)		Best Lap: 2:18.849 On Lap 5 @ 143.71 kph			
STOP	IN TIME	DRIVER IN	STINT TIME	STOP TIME	TOTAL STOP TIME	OUT TIME	DRIVER OUT
1 -	12:21:38.141	Rob BELL	2:43.837	4:12.346	4:12.346	12:25:50.487	Rob BELL
2 -	12:42:19.064	Rob BELL	16:28.577	2:20.897	6:33.243	12:44:39.961	Richard WEE
-	Finish	Richard WEE	16:32.986				

P16		88 Silver Craft Bamboo Racing		Porsche 911 GT3R			
D1: Jules GOUNON		Total Stint: 6 Laps - 30:53.492 (67.92%)		Best Lap: 2:19.565 On Lap 10 @ 142.97 kph			
D2: Joel CAMATHIAS		Total Stint: 9 Laps - 42:34.348 (93.61%)		Best Lap: 2:21.160 On Lap 15 @ 141.36 kph			
STOP	IN TIME	DRIVER IN	STINT TIME	STOP TIME	TOTAL STOP TIME	OUT TIME	DRIVER OUT
1 -	12:33:18.061	Joel CAMATHIAS	16:45.255	2:41.851	2:41.851	12:35:59.912	Jules GOUNON
2 -	12:45:28.562	Jules GOUNON	9:28.650	1:52.120	4:33.971	12:47:20.682	Jules GOUNON
3 -	12:52:00.269	Jules GOUNON	4:39.587	2:54.482	7:28.453	12:54:54.751	Joel CAMATHIAS

Weather / Track : Cloudy / Drying

Sepang International Circuit
Circuit Length = 5.543 miles
Start: 12:15 Flag 13:00 End: 13:06

Blancpain GT Series Asia 2017

FREE PRACTICE 1 - PIT STOP ANALYSIS

4 - 13:02:01.636 Joel CAMATHIAS

P17		2 Pro/An	FFF Racing Team By ACM			Lamborghini Huracan GT3		
D1: ZHU Junhan		Total Stint: 14 Laps - 36:05.958 (83.55%)			Best Lap: 2:19.623 On Lap 5 @ 142.91 kph			
D2: Ho-Pin TUNG		Total Stint: 0 Laps						
STOP	IN TIME	DRIVER IN	STINT TIME	STOP TIME	TOTAL STOP TIME	OUT TIME	DRIVER OUT	
1 -	12:31:41.448	ZHU Junhan	14:16.903	5:25.682	5:25.682	12:37:07.130	ZHU Junhan	
2 -	12:46:59.663	ZHU Junhan	9:52.533	1:40.891	7:06.573	12:48:40.554	ZHU Junhan	
-	Finish	ZHU Junhan	11:56.522					

P18		19 Am/Ar	KCMG			Audi R8 LMS GT3		
D1: Naoto TAKEDA		Total Stint: 9 Laps - 24:30.808 (53.19%)			Best Lap: 2:21.643 On Lap 9 @ 140.88 kph			
D2: Tatuya SHIRASAKA		Total Stint: 6 Laps - 14:27.394 (31.37%)			Best Lap: 2:19.699 On Lap 16 @ 142.84 kph			
STOP	IN TIME	DRIVER IN	STINT TIME	STOP TIME	TOTAL STOP TIME	OUT TIME	DRIVER OUT	
1 -	12:40:43.965	Naoto TAKEDA	24:30.808	7:07.102	7:07.102	12:47:51.067	Tatuya SHIRASAKA	
-	Finish	Tatuya SHIRASAKA	14:27.394					

P19		91 Silver	FIST - Team AAI			BMW M6 GT3		
D1: Oliver MILLROY		Total Stint: 7 Laps - 19:23.341 (43.39%)			Best Lap: 2:20.998 On Lap 7 @ 141.52 kph			
D2: Jesse KROHN		Total Stint: 8 Laps - 18:41.925 (41.85%)			Best Lap: 2:19.924 On Lap 13 @ 142.61 kph			
STOP	IN TIME	DRIVER IN	STINT TIME	STOP TIME	TOTAL STOP TIME	OUT TIME	DRIVER OUT	
1 -	12:28:02.280	Oliver MILLROY	12:12.374	2:17.307	2:17.307	12:30:19.587	Oliver MILLROY	
2 -	12:37:30.554	Oliver MILLROY	7:10.967	2:28.822	4:46.129	12:39:59.376	Jesse KROHN	
3 -	12:54:03.624	Jesse KROHN	14:04.248	1:49.746	6:35.875	12:55:53.370	Jesse KROHN	
-	Finish	Jesse KROHN	4:37.677					

P20		99 Silver	Craft Bamboo Racing			Porsche 911 GT3R		
D1: Darryl O'YOUNG		Total Stint: 6 Laps - 16:48.874 (37.67%)			Best Lap: 2:21.010 On Lap 6 @ 141.51 kph			
D2: Peter Li ZHICONG		Total Stint: 9 Laps - 21:20.834 (47.82%)			Best Lap: 2:20.777 On Lap 15 @ 141.74 kph			
STOP	IN TIME	DRIVER IN	STINT TIME	STOP TIME	TOTAL STOP TIME	OUT TIME	DRIVER OUT	
1 -	12:32:30.822	Darryl O'YOUNG	16:48.874	2:20.793	2:20.793	12:34:51.615	Peter Li ZHICONG	
2 -	12:49:09.645	Peter Li ZHICONG	14:18.030	4:08.032	6:28.825	12:53:17.677	Peter Li ZHICONG	
-	Finish	Peter Li ZHICONG	7:02.804					

P21		75 Am/Ar	T2 Motorsport			Ferrari 488 GT3		
D1: Teo Bee TAT Gregory		Total Stint: 14 Laps - 37:21.319 (84.49%)			Best Lap: 2:20.836 On Lap 11 @ 141.68 kph			
D2: David TJIPTOBIANTORO		Total Stint: 0 Laps						
STOP	IN TIME	DRIVER IN	STINT TIME	STOP TIME	TOTAL STOP TIME	OUT TIME	DRIVER OUT	
1 -	12:20:13.951	Teo Bee TAT Gregory	3:13.791	2:51.597	2:51.597	12:23:05.548	Teo Bee TAT Gregory	
2 -	12:37:48.501	Teo Bee TAT Gregory	14:42.953	3:59.768	6:51.365	12:41:48.269	Teo Bee TAT Gregory	
3 -	13:01:12.844	Teo Bee TAT Gregory						

P22		27 Am/Ar	X-One Motorsports Ltd			Lamborghini Huracan GT3		
D1: Vincent WONG		Total Stint: 8 Laps - 22:21.526 (54.73%)			Best Lap: 2:24.146 On Lap 7 @ 138.43 kph			
D2: Andrew HARYANTO		Total Stint: 6 Laps - 14:34.243 (35.67%)			Best Lap: 2:21.476 On Lap 15 @ 141.04 kph			
STOP	IN TIME	DRIVER IN	STINT TIME	STOP TIME	TOTAL STOP TIME	OUT TIME	DRIVER OUT	
1 -	12:41:45.380	Vincent WONG	22:21.526	3:55.396	3:55.396	12:45:40.776	Andrew HARYANTO	
-	Finish	Andrew HARYANTO	14:34.243					

P23		90 Am/Ar	FIST - Team AAI			BMW M6 GT3		
D1: Jun San CHEN		Total Stint: 15 Laps - 40:09.915 (100%)			Best Lap: 2:21.539 On Lap 9 @ 140.98 kph			
D2: Lin YU		Total Stint: 0 Laps						
STOP	IN TIME	DRIVER IN	STINT TIME	STOP TIME	TOTAL STOP TIME	OUT TIME	DRIVER OUT	
1 -	12:43:18.779	Jun San CHEN	23:21.332	4:53.684	4:53.684	12:48:12.463	Jun San CHEN	
-	Finish	Jun San CHEN	40:09.915					

P24		69 Am/Ar	CMRT Eurasia			Aston Martin Vantage GT3		
D1: James Cai MENGTAO		Total Stint: 10 Laps - 27:15.486 (62.95%)			Best Lap: 2:23.041 On Lap 9 @ 139.50 kph			
D2: Kenneth Lim Juin CHENG		Total Stint: 6 Laps - 14:14.924 (32.9%)			Best Lap: 2:22.187 On Lap 17 @ 140.34 kph			
STOP	IN TIME	DRIVER IN	STINT TIME	STOP TIME	TOTAL STOP TIME	OUT TIME	DRIVER OUT	

Weather / Track : Cloudy / Drying

Sepang International Circuit
Circuit Length = 5.543 miles
Start: 12:15 Flag 13:00 End: 13:06

Blancpain GT Series Asia 2017

FREE PRACTICE 1 - PIT STOP ANALYSIS

1 - 12:44:49.167 James Cai MENGTAO 27:15.486 1:47.807 1:47.807 12:46:36.974 Kenneth Lim Juin CHEN
 - Finish Kenneth Lim Juin CHEN 14:14.924

P25	77 GT4	Craft Bamboo Racing						Porsche Cayman GT4 Clubsport MR
D1: Frank YU		Total Stint: 4 Laps - 17:12.728 (68.54%)				Best Lap: 2:31.943 On Lap 4 @ 131.33 kph		
D2: Jean-Marc MERLIN		Total Stint: 3 Laps - 7:54.031 (31.46%)				Best Lap: 2:33.806 On Lap 7 @ 129.73 kph		
STOP	IN TIME	DRIVER IN	STINT TIME	STOP TIME	TOTAL STOP TIME	OUT TIME	DRIVER OUT	
1 -	12:45:25.916	Jean-Marc MERLIN						

P26	117 INV	EKS Motorsport						Porsche Cayman GT4 Clubsport MR
D1: Swen HERBERGER		Total Stint: 13 Laps - 36:10.666 (86.17%)				Best Lap: 2:31.972 On Lap 2 @ 131.30 kph		
D2: Nazim AZMAN		Total Stint: 0 Laps						
STOP	IN TIME	DRIVER IN	STINT TIME	STOP TIME	TOTAL STOP TIME	OUT TIME	DRIVER OUT	
1 -	12:29:24.511	Swen HERBERGER	10:20.349	2:57.791	2:57.791	12:32:22.302	Swen HERBERGER	
2 -	12:45:27.294	Swen HERBERGER	13:04.992	2:50.738	5:48.529	12:48:18.032	Swen HERBERGER	
-	Finish	Swen HERBERGER	12:45.325					

P27	89 GT4	HubAuto Racing						Porsche Cayman GT4 Clubsport MR
D1: Ringo CHONG		Total Stint: 4 Laps - 10:37.154 (30.05%)				Best Lap: 2:33.392 On Lap 11 @ 130.09 kph		
D2: Alan YEO		Total Stint: 6 Laps - 18:37.899 (52.72%)				Best Lap: 2:32.935 On Lap 6 @ 130.47 kph		
STOP	IN TIME	DRIVER IN	STINT TIME	STOP TIME	TOTAL STOP TIME	OUT TIME	DRIVER OUT	
1 -	12:36:18.056	Alan YEO	10:41.261	2:10.585	2:10.585	12:38:28.641	Alan YEO	
2 -	12:46:25.279	Alan YEO	7:56.638	3:54.800	6:05.385	12:50:20.079	Ringo CHONG	
-	Finish	Ringo CHONG	10:37.154					

P28	17 GT4	Taiwan Top Speed Racing Team						Porsche Cayman GT4 Clubsport MR
D1: Jeremy WANG		Total Stint: 9 Laps - 26:09.115 (62.29%)				Best Lap: 2:33.091 On Lap 6 @ 130.34 kph		
D2: Keo CHANG		Total Stint: 3 Laps - 8:30.595 (20.27%)				Best Lap: 2:42.608 On Lap 13 @ 122.71 kph		
STOP	IN TIME	DRIVER IN	STINT TIME	STOP TIME	TOTAL STOP TIME	OUT TIME	DRIVER OUT	
1 -	12:45:30.492	Jeremy WANG	26:09.115	7:19.147	7:19.147	12:52:49.639	Keo CHANG	
-	Finish	Keo CHANG	8:30.595					

P29	10 GT4	EKS Motorsports						Porsche Cayman GT4 Clubsport MR
D1: Eric Lo PIU		Total Stint: 7 Laps - 20:52.346 (50.88%)				Best Lap: 2:33.208 On Lap 4 @ 130.24 kph		
D2: Byron Tong Siu KAU		Total Stint: 4 Laps - 10:39.094 (25.97%)				Best Lap: 2:35.033 On Lap 11 @ 128.71 kph		
STOP	IN TIME	DRIVER IN	STINT TIME	STOP TIME	TOTAL STOP TIME	OUT TIME	DRIVER OUT	
1 -	12:24:09.798	Eric Lo PIU	2:50.504	4:52.808	4:52.808	12:29:02.606	Eric Lo PIU	
2 -	12:47:04.448	Eric Lo PIU	18:01.842	4:37.112	9:29.920	12:51:41.560	Byron Tong Siu KAU	
-	Finish	Byron Tong Siu KAU	10:39.094					

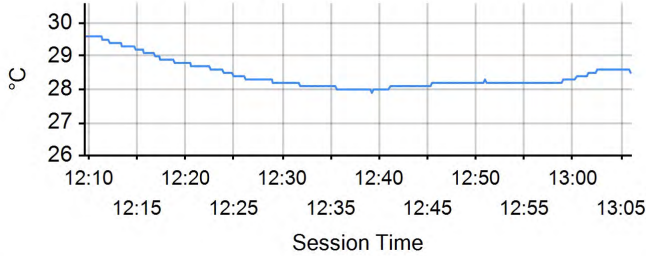
P30	11 GT4	TTR Team SARD						Porsche Cayman GT4 Clubsport MR
D1: Tony Fong Wai SHING		Total Stint: 3 Laps - 11:01.829 (28.79%)				Best Lap: 2:35.976 On Lap 3 @ 127.93 kph		
D2: Terrence TSE		Total Stint: 9 Laps - 24:26.580 (63.8%)				Best Lap: 2:36.383 On Lap 6 @ 127.60 kph		
STOP	IN TIME	DRIVER IN	STINT TIME	STOP TIME	TOTAL STOP TIME	OUT TIME	DRIVER OUT	
1 -	12:31:24.297	Tony Fong Wai SHING	11:01.829	2:50.420	2:50.420	12:34:14.717	Terrence TSE	
2 -	12:58:41.297	Terrence TSE						

Blancpain GT Series Asia 2017

FREE PRACTICE 1 - WEATHER CONDITIONS

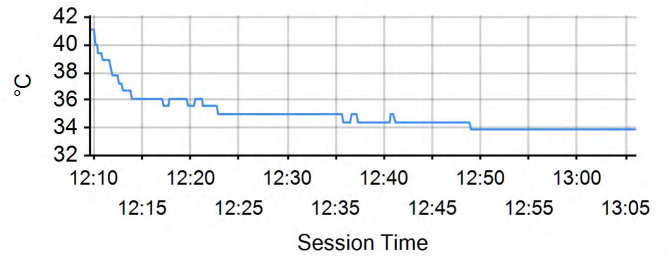
Air Temperature

Min: 27.9°C Max: 29.6°C



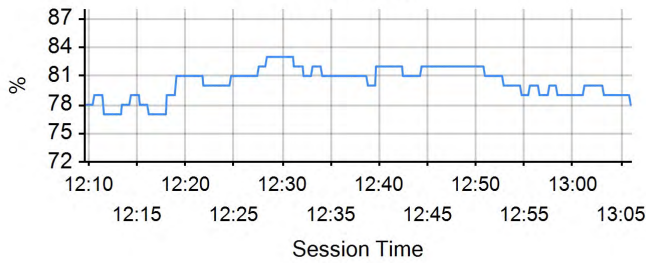
Track Temperature

Min: 33.9°C Max: 41.1°C



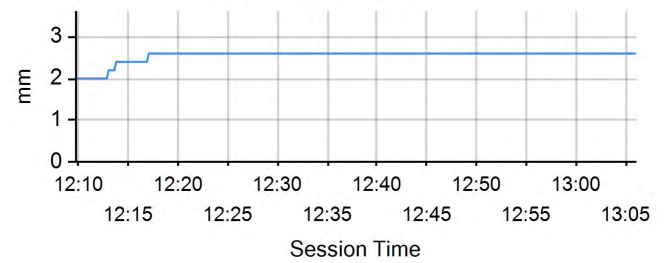
Humidity

Min: 77% Max: 83%



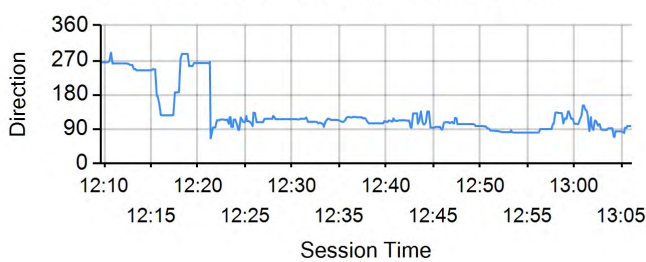
Daily Rainfall

Min: 2mm Max: 2.6mm



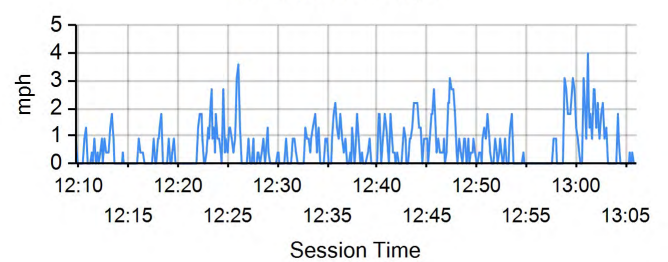
Wind Direction

North = 0/360, East = 90, South = 180, West = 270



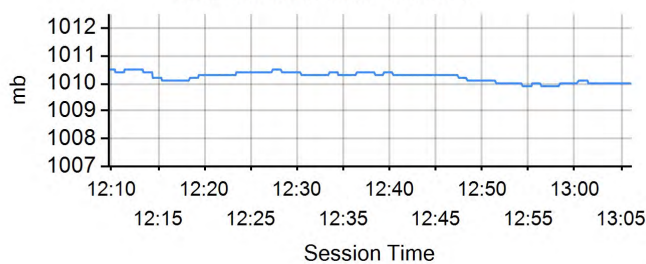
Wind Speed

Min: 0mph Max: 4mph



Barometric Pressure

Min: 1009.9mb Max: 1010.5mb



Weather / Track : Cloudy / Drying

Results can be found at www.tsl-timing.com

Sepang International Circuit
Circuit Length = 5.543 miles
Start: 12:15 Flag 13:00 End: 13:06

Printed - 13:10 Friday, 07 April 2017

Blancpain GT Series Asia 2017

FREE PRACTICE 2 - CLASSIFICATION

POS	NO	CL	PIC	TEAM / DRIVERS	CAR	TIME	ON	LAPS	GAP	DIFF	KPH
1	18	Pro/Am	1	KCMG (HKG) Sanghwi Rick YOON (HKG) / Martin RUMP (EST)	Audi R8 LMS GT3	2:03.528	11	18			161.53
2	7	Pro/Am	2	Team WRT (BEL) Jeffrey LEE (TPE) / Will STEVENS (GBR)	Audi R8 LMS GT3	2:03.785	13	19	0.257	0.257	161.20
3	888	Silver	1	GruppeM (HKG) Tim SUGDEN (GBR) / Jules SZYMKOWIAK (NLD)	Mercedes AMG-GT3	2:03.787	5	9	0.258	0.001	161.20
4	999	Pro/Am	3	GruppeM (HKG) Hunter ABBOTT (GBR) / Raffaele MARCIELLO (ITA)	Mercedes AMG-GT3	2:04.158	6	15	0.629	0.370	160.72
5	39	Pro/Am	4	Spirit of Race SA (CHE) Jiang XIN (CHN) / Massimiliano WISER (ITA)	Ferrari 488 GT3	2:04.365	18	19	0.836	0.207	160.45
6	37	Pro/Am	5	BBT (CHN) Anthony Liu XU (CHN) / Davide RIZZO (HKG)	Ferrari 488 GT3	2:04.769	8	18	1.241	0.404	159.93
7	98	Pro/Am	6	Arrows Racing (MYS) Philip MA (HKG) / Fairuz FAUZY (MYS)	Porsche 911 GT3R	2:04.847	12	18	1.318	0.077	159.83
8	13	Pro/Am	7	Milestone Racing (HKG) Sun JINGZU (CHN) / Franky Cheng CONGFU (CHN)	Audi R8 LMS GT3	2:04.855	6	14	1.326	0.008	159.82
9	38	Pro/Am	8	Spirit of Race SA (CHE) Nasrat MUZAYYIN (SGP) / Rui AGUAS (PRT)	Ferrari 488 GT3	2:05.001	14	17	1.472	0.145	159.63
10	66	Silver	2	Vincenzo Sospiri Racing SRL (ITA) Martin KODRIC (HRV) / Sandy STUVIK (THA)	Lamborghini Huracan GT3	2:05.334	7	18	1.805	0.332	159.21
11	1	Silver	3	FFF Racing Team By ACM (CHN) Aidan READ (AUS) / Alberto DI FOLCO (ITA)	Lamborghini Huracan GT3	2:05.384	18	19	1.856	0.050	159.14
12	2	Pro/Am	9	FFF Racing Team By ACM (CHN) ZHU Junhan (CHN) / Ho-Pin TUNG (CHN)	Lamborghini Huracan GT3	2:05.388	9	15	1.860	0.004	159.14
13	91	Silver	4	FIST - Team AAI (TPE) Oliver MILLROY (GBR) / Jesse KROHN (FIN)	BMW M6 GT3	2:05.485	18	19	1.956	0.096	159.02
14	86	Silver	5	OD Racing Team (MYS) Mitchell GILBERT (MYS) / Aditja PATEL (IND)	Audi R8 LMS GT3	2:05.496	11	20	1.968	0.011	159.00
15	12	Pro/Am	10	Clearwater Racing (SGP) Richard WEE (SGP) / Rob BELL (GBR)	McLaren 650S GT3	2:05.673	15	19	2.144	0.176	158.78
16	88	Silver	6	Craft Bamboo Racing (HKG) Jules GOUNON (FRA) / Joel CAMATHIAS (MCO)	Porsche 911 GT3R	2:05.766	9	15	2.237	0.093	158.66
17	6	Pro/Am	11	Team Audi R8 LMS Cup (HKG) Alex AU (HKG) / Alex YOONG (MYS)	Audi R8 LMS GT3	2:05.801	5	21	2.272	0.034	158.62
18	5	Silver	7	Audi Hong Kong (HKG) Marchy LEE (HKG) / Shaun Thong Wei FUNG (HKG)	Audi R8 LMS GT3	2:05.853	14	16	2.324	0.052	158.55
19	99	Silver	8	Craft Bamboo Racing (HKG) Darryl O'YOUNG (HKG) / Peter Li ZHICONG (CHN)	Porsche 911 GT3R	2:06.035	8	18	2.506	0.181	158.32
20	75	Am/Am	1	T2 Motorsport (SGP) Teo Bee TAT Gregory (SGP) / David TJIPTOBIANTORO (IDN)	Ferrari 488 GT3	2:06.897	9	17	3.368	0.862	157.25
21	19	Am/Am	2	KCMG (HKG) Naoto TAKEDA (JPN) / Tatuja SHIRASAKA (JPN)	Audi R8 LMS GT3	2:06.916	18	19	3.388	0.019	157.22
22	27	Am/Am	3	X-One Motorsports Ltd (CHE) Vincent WONG (HKG) / Andrew HARYANTO (IDN)	Lamborghini Huracan GT3	2:07.164	11	17	3.635	0.247	156.92
23	90	Am/Am	4	FIST - Team AAI (TPE) Jun San CHEN (TPE) / Lin YU (CHN)	BMW M6 GT3	2:08.409	12	16	4.880	1.244	155.39
24	69	Am/Am	5	CMRT Eurasia (SGP) James Cai MENGTAO (CHN) / Kenneth Lim Juin CHENG (MYS)	Aston Martin Vantage GT3	2:08.643	11	18	5.114	0.234	155.11
25	89	GT4	1	HubAuto Racing (TPE) Ringo CHONG (SGP) / Alan YEO (AUS)	Porsche Cayman GT4 Clubspor	2:21.202	4	14	17.673	12.559	141.32
26	77	GT4	2	Craft Bamboo Racing (HKG) Frank YU (HKG) / Jean-Marc MERLIN (FRA)	Porsche Cayman GT4 Clubspor	2:21.246	12	12	17.718	0.044	141.27
27	117	INV	1	EKS Motorsport (MYS) Sven HERBERGER (DEU) / Nazim AZMAN (MYS)	Porsche Cayman GT4 Clubspor	2:21.465	2	14	17.936	0.218	141.05
28	17	GT4	3	Taiwan Top Speed Racing Team (TPE) Jeremy WANG (TPE) / Keo CHANG (TPE)	Porsche Cayman GT4 Clubspor	2:21.540	12	14	18.011	0.075	140.98
29	10	GT4	4	EKS Motorsports (MYS) Eric Lo PIU (HKG) / Byron Tong Siu KAU (HKG)	Porsche Cayman GT4 Clubspor	2:21.795	8	15	18.266	0.254	140.72
30	11	GT4	5	TTR Team SARD (HKG) Tony Fong Wai SHING (HKG) / Terrence TSE (HKG)	Porsche Cayman GT4 Clubspor	2:23.967	13	16	20.438	2.172	138.60

Sepang International Circuit
Circuit Length = 5.543 km
Start: 16:05 Flag 16:50 End: 16:55

Weather / Track : Cloudy / Dry

These results are provisional until the conclusion of any judicial and technical matters.

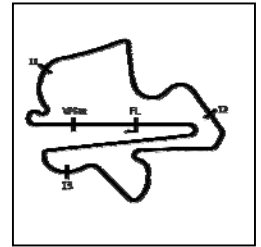
Race Director : Ravin	Stewards :	Timekeeper :
-----------------------	------------	--------------

Results can be found at www.tsl-timing.com

Printed - 16:55 Friday, 07 April 2017

Blancpain GT Series Asia 2017

FREE PRACTICE 2 - SECTOR ANALYSIS



SECTOR 1 = FL to I1, SECTOR 2 = I1 to I2 SECTOR 3 = I2 to I3, SECTOR 4 = I3 to FL, DIFF = Difference To Personal Best Lap, P = Crossed Finish Line in Pit Lane, D = Time Disallowed

P1		18 Pro/An KCMG		Audi R8 LMS GT3					
IDEAL LAP TIME : 2:03.277		BEST LAP TIME : 2:03.528		DIFFERENCE : 0.251					
D1: Sanghwi Rick YOON		D2: Martin RUMP							
LAP	SECTOR 1	SECTOR 2	SECTOR 3	SECTOR 4	SPEED TRAP	LAP TIME	KPH	DIFF	TIME OF DAY
1 - D1	OUTLAP	36.155	41.311	IN PIT					16:07:36.049
2 - D2	OUTLAP	32.003	40.151	34.439			89.54	1:39.329	16:11:18.907
3 - D2	25.521	31.526	38.783	33.837	239.4	2:09.668	153.89	6.139	16:13:28.575
4 - D2	24.997	31.217	37.616	33.488	240.5	2:07.318	156.73	3.789	16:15:35.894
5 - D2	25.549	30.693	36.753	IN PIT	240.5	2:08.328	P 155.49	4.799	16:17:44.223
6 - D2	OUTLAP	33.200	53.863	51.528		4:04.784	81.51	2:01.255	16:21:49.007
7 - D2	25.409	30.271	36.712	33.398	239.4	2:05.790	158.63	2.261	16:23:54.798
8 - D2	24.834	29.665	36.561	33.037	241.0	2:04.098	(2) 160.79	0.569	16:25:58.896
9 - D2	24.878	30.141	37.492	40.733	241.0	2:13.245	149.76	9.716	16:28:12.141
10 - D2	24.838	29.465	36.649	33.754	240.5	2:04.707	(3) 160.01	1.178	16:30:16.848
11 - D2	24.835	29.151	36.254	33.288	240.0	2:03.528	(1) 161.53		16:32:20.377
12 - D2	24.945	29.178	36.402	IN PIT	240.5	2:07.354	P 156.68	3.825	16:34:27.732
13 - D1	OUTLAP	30.240	38.286	34.992		5:09.023	64.57	3:05.494	16:39:36.755
14 - D1	25.180	29.736	37.691	33.729	238.9	2:06.337	157.94	2.808	16:41:43.092
15 - D1	25.966	29.817	37.396	33.981	237.8	2:07.160	156.92	3.632	16:43:50.253
16 - D1	25.248	29.971	37.567	33.917	239.4	2:06.703	157.49	3.174	16:45:56.957
17 - D1	25.362	29.802	37.480	34.217	240.0	2:06.861	157.29	3.332	16:48:03.818
18 - D1	25.607	29.551	38.258	33.691	237.8	2:07.108	156.99	3.579	16:50:10.926

P2		7 Pro/An Team WRT		Audi R8 LMS GT3					
IDEAL LAP TIME : 2:03.619		BEST LAP TIME : 2:03.785		DIFFERENCE : 0.166					
D1: Jeffrey LEE		D2: Will STEVENS							
LAP	SECTOR 1	SECTOR 2	SECTOR 3	SECTOR 4	SPEED TRAP	LAP TIME	KPH	DIFF	TIME OF DAY
1 - D1	OUTLAP	36.119	42.753	35.622					16:07:36.775
2 - D1	26.591	32.748	41.516	36.418	236.8	2:17.273	145.36	13.487	16:09:54.049
3 - D1	26.934	34.023	44.461	IN PIT	236.3	2:29.751	P 133.25	25.965	16:12:23.801
4 - D1	OUTLAP	37.640	43.233	37.897		4:31.220	73.57	2:27.434	16:16:55.021
5 - D1	26.278	32.385	39.911	34.739	239.4	2:13.314	149.68	9.528	16:19:08.335
6 - D1	25.986	31.131	38.716	35.198	238.9	2:11.031	152.29	7.245	16:21:19.367
7 - D1	25.771	30.424	38.708	34.208	239.4	2:09.112	154.55	5.326	16:23:28.479
8 - D1	25.454	30.269	38.303	33.812	238.9	2:07.838	156.09	4.052	16:25:36.318
9 - D1	25.518	30.591	38.183	33.864	240.0	2:08.157	155.70	4.371	16:27:44.475
10 - D1	25.377	29.770	37.815	33.715	240.0	2:06.678	157.52	2.892	16:29:51.153
11 - D1	25.188	29.783	40.212	IN PIT	241.0	2:16.891	P 145.77	13.105	16:32:08.045
12 - D2	OUTLAP	31.865	37.877	33.322		4:08.939	80.15	2:05.153	16:36:16.984
13 - D2	24.762	29.130	36.597	33.296	241.0	2:03.785	(1) 161.20		16:38:20.770
14 - D2	25.122	29.648	36.785	33.370	240.5	2:04.926	(3) 159.73	1.140	16:40:25.696
15 - D2	24.817	29.224	36.655	33.203	241.6	2:03.899	(2) 161.05	0.113	16:42:29.596
16 - D2	25.531	31.133	39.065	IN PIT	242.6	2:15.035	P 147.77	11.249	16:44:44.631
17 - D2	OUTLAP	29.641	38.742	34.536		3:05.102	107.80	1:01.316	16:47:49.733
18 - D2	24.912	29.057	36.600	36.351	241.6	2:06.921	157.22	3.135	16:49:56.654
19 - D2	24.857	29.209	36.889	IN PIT	241.6	2:07.650	P 156.32	3.864	16:52:04.305

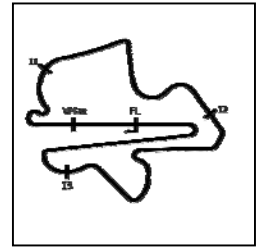
P3		888 Silver GruppeM		Mercedes AMG-GT3					
IDEAL LAP TIME : 2:03.778		BEST LAP TIME : 2:03.787		DIFFERENCE : 0.009					
D1: Tim SUGDEN		D2: Jules SZYMKOWIAK							
LAP	SECTOR 1	SECTOR 2	SECTOR 3	SECTOR 4	SPEED TRAP	LAP TIME	KPH	DIFF	TIME OF DAY
1 - D2	OUTLAP	31.851	39.913	IN PIT					16:08:46.015
2 - D2	OUTLAP	39.865	48.401	IN PIT		7:59.617	P 41.60	5:55.829	16:16:45.632
3 - D2	OUTLAP	33.961	42.180	33.648		8:45.708	37.95	6:41.921	16:25:31.340
4 - D2	25.400	30.041	37.594	33.475	238.4	2:06.511	157.73	2.724	16:27:37.851
5 - D2	24.863	29.171	36.320	33.433	236.8	2:03.787	(1) 161.20		16:29:41.639
6 - D2	24.957	29.586	36.311	33.531	237.3	2:04.385	(2) 160.42	0.598	16:31:46.024
7 - D2	25.917	29.574	36.368	IN PIT	236.3	2:07.703	P 156.25	3.916	16:33:53.728
8 - D1	OUTLAP	31.199	38.203	34.290		5:11.700	64.01	3:07.913	16:39:05.428
9 - D1	25.646	29.647	37.086	33.937	235.2	2:06.317	(3) 157.97	2.530	16:41:11.745

Weather / Track : Cloudy / Dry

Sepang International Circuit
Circuit Length = 5.543 km
Start: 16:05 Flag 16:50 End: 16:55

Blancpain GT Series Asia 2017

FREE PRACTICE 2 - SECTOR ANALYSIS



SECTOR 1 = FL to I1, SECTOR 2 = I1 to I2 SECTOR 3 = I2 to I3, SECTOR 4 = I3 to FL, DIFF = Difference To Personal Best Lap, P = Crossed Finish Line in Pit Lane, D = Time Disallowed

P4 999 Pro/An GruppeM		Mercedes AMG-GT3							
IDEAL LAP TIME : 2:03.726		BEST LAP TIME : 2:04.158		DIFFERENCE : 0.431					
D1: Hunter ABBOTT		D2: Raffaele MARCIELLO							
LAP	SECTOR 1	SECTOR 2	SECTOR 3	SECTOR 4	SPEED TRAP	LAP TIME	KPH	DIFF	TIME OF DAY
1 - D2	OUTLAP	36.490	42.788	IN PIT					16:08:10.178
2 - D2	OUTLAP	32.872	38.495	33.693		9:18.463	35.73	7:14.305	16:17:28.641
3 - D2	25.457	30.345	37.114	33.507	238.4	2:06.423	157.84	2.265	16:19:35.065
4 - D2	25.149	29.772	36.431	33.232	241.6	2:04.584	(2) 160.17	0.426	16:21:39.649
5 - D2	24.978	30.895	39.791	34.203	241.0	2:09.868	153.65	5.710	16:23:49.517
6 - D2	25.183	29.269	36.571	33.134	241.0	2:04.158	(1) 160.72		16:25:53.675
7 - D2	25.061	29.423	36.625	IN PIT	241.6	2:09.899	P 153.61	5.741	16:28:03.575
8 - D1	OUTLAP	35.921	41.578	34.498		7:38.308	43.54	5:34.150	16:35:41.883
9 - D1	25.648	31.169	39.139	33.693	237.8	2:09.650	153.91	5.492	16:37:51.533
10 - D1	25.254	29.882	37.280	33.445	238.9	2:05.862	158.54	1.704	16:39:57.395
11 - D1	25.371	29.731	36.730	33.309	239.4	2:05.141	159.45	0.983	16:42:02.537
12 - D1	25.316	29.494	37.246	33.688	240.5	2:05.744	158.69	1.586	16:44:08.281
13 - D1	25.174	29.611	36.902	33.542	240.5	2:05.230	159.34	1.072	16:46:13.511
14 - D1	25.368	29.182	37.081	33.397	239.4	2:05.028	159.60	0.870	16:48:18.540
15 - D1	25.183	29.216	36.723	33.668	240.5	2:04.790	(3) 159.90	0.632	16:50:23.331

P5 39 Pro/An Spirit of Race SA		Ferrari 488 GT3							
IDEAL LAP TIME : 2:03.958		BEST LAP TIME : 2:04.365		DIFFERENCE : 0.407					
D1: Jiang XIN		D2: Massimiliano WISER							
LAP	SECTOR 1	SECTOR 2	SECTOR 3	SECTOR 4	SPEED TRAP	LAP TIME	KPH	DIFF	TIME OF DAY
1 - D1	OUTLAP	38.810	46.488	39.707					16:09:04.324
2 - D1	26.611	32.889	42.639	34.829	239.4	2:16.968	145.68	12.603	16:11:21.293
3 - D1	25.729	31.903	39.423	34.270	240.5	2:11.326	151.94	6.960	16:13:32.619
4 - D1	25.504	30.934	38.918	33.902	241.0	2:09.258	154.37	4.893	16:15:41.878
5 - D1	25.098	31.711	38.703	IN PIT	240.5	2:13.013	P 150.02	8.647	16:17:54.892
6 - D1	OUTLAP	31.237	38.219	34.293		3:38.869	91.17	1:34.503	16:21:33.761
7 - D1	25.118	30.235	37.739	33.653	241.0	2:06.746	157.43	2.381	16:23:40.507
8 - D1	25.038	29.830	37.551	33.425	241.6	2:05.844	158.56	1.478	16:25:46.352
9 - D1	25.307	29.686	37.752	33.699	242.1	2:06.445	157.81	2.079	16:27:52.797
10 - D1	25.130	29.909	37.644	33.450	241.6	2:06.133	158.20	1.768	16:29:58.931
11 - D1	25.296	29.473	37.984	33.887	242.1	2:06.641	157.56	2.275	16:32:05.572
12 - D1	25.152	29.516	37.488	33.759	242.6	2:05.916	158.47	1.550	16:34:11.488
13 - D1	26.597	30.495	38.681	IN PIT	240.5	2:13.058	P 149.97	8.692	16:36:24.547
14 - D2	OUTLAP	29.793	38.503	41.943		4:06.767	80.86	2:02.401	16:40:31.314
15 - D2	25.147	29.435	36.951	33.365	242.1	2:04.899	(3) 159.76	0.533	16:42:36.213
16 - D2	25.002	29.230	36.761	33.630	241.6	2:04.623	(2) 160.12	0.257	16:44:40.837
17 - D2	25.245	30.884	36.898	33.573	240.5	2:06.600	157.62	2.234	16:46:47.437
18 - D2	25.169	29.242	36.636	33.318	241.6	2:04.365	(1) 160.45		16:48:51.803
19 - D2	24.904	29.099	37.098	33.958	240.5	2:05.060	159.56	0.694	16:50:56.863

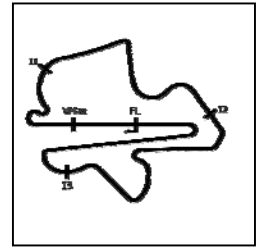
P6 37 Pro/An BBT		Ferrari 488 GT3							
IDEAL LAP TIME : 2:04.412		BEST LAP TIME : 2:04.769		DIFFERENCE : 0.357					
D1: Anthony Liu XU		D2: Davide RIZZO							
LAP	SECTOR 1	SECTOR 2	SECTOR 3	SECTOR 4	SPEED TRAP	LAP TIME	KPH	DIFF	TIME OF DAY
1 - D1	OUTLAP	36.928	42.666	35.560					16:08:34.820
2 - D1	26.101	32.462	39.127	34.178	238.9	2:11.868	151.32	7.098	16:10:46.689
3 - D1	25.844	30.926	37.802	33.608	240.5	2:08.181	155.67	3.411	16:12:54.870
4 - D1	25.136	30.249	37.805	33.696	241.0	2:06.886	157.26	2.116	16:15:01.757
5 - D1	25.482	30.010	37.010	33.293	239.4	2:05.796	158.62	1.026	16:17:07.553
6 - D1	25.450	32.229	36.963	IN PIT	240.0	2:12.543	P 150.55	7.773	16:19:20.097
7 - D1	OUTLAP	30.059	37.337	34.188		3:36.499	92.17	1:31.729	16:22:56.596
8 - D1	25.070	29.605	36.768	33.326	240.0	2:04.769	(1) 159.93		16:25:01.366
9 - D1	25.167	29.584	37.361	33.520	240.0	2:05.633	158.83	0.863	16:27:06.999
10 - D1	25.010	29.670	37.243	33.586	238.9	2:05.509	(3) 158.99	0.739	16:29:12.509
11 - D1	25.153	29.779	37.145	33.585	241.0	2:05.663	158.79	0.893	16:31:18.172
12 - D1	25.380	29.507	37.377	33.648	240.5	2:05.912	158.48	1.142	16:33:24.085
13 - D1	25.327	29.733	36.993	IN PIT	240.0	2:13.031	P 150.00	8.261	16:35:37.116
14 - D1	OUTLAP	29.762	37.259	33.694		3:36.138	92.32	1:31.368	16:39:13.254

Weather / Track : Cloudy / Dry

Sepang International Circuit
Circuit Length = 5.543 km
Start: 16:05 Flag 16:50 End: 16:55

Blancpain GT Series Asia 2017

FREE PRACTICE 2 - SECTOR ANALYSIS



SECTOR 1 = FL to I1, SECTOR 2 = I1 to I2 SECTOR 3 = I2 to I3, SECTOR 4 = I3 to FL, DIFF = Difference To Personal Best Lap, P = Crossed Finish Line in Pit Lane, D = Time Disallowed

LAP	SECTOR 1	SECTOR 2	SECTOR 3	SECTOR 4	SPEED TRAP	LAP TIME	KPH	DIFF	TIME OF DAY
15 - D1	24.944	29.470	37.199	IN PIT	240.5	2:09.169	P	154.48	4.399 16:41:22.424
16 - D1	OUTLAP	29.953	37.382	33.758		3:36.688		92.08	1:31.918 16:44:59.112
17 - D1	24.973	29.407	37.237	33.468	240.0	2:05.086	(2)	159.52	0.316 16:47:04.198
18 - D1	25.095	30.622	37.555	IN PIT	240.0	2:12.650	P	150.43	7.880 16:49:16.849

P7 98 Pro/An Arrows Racing

Porsche 911 GT3R

IDEAL LAP TIME : 2:04.786

BEST LAP TIME : 2:04.847

DIFFERENCE : 0.061

D1: Philip MA

D2: Fairuz FAUZY

LAP	SECTOR 1	SECTOR 2	SECTOR 3	SECTOR 4	SPEED TRAP	LAP TIME	KPH	DIFF	TIME OF DAY
1 - D2	OUTLAP	34.773	43.464	42.350					16:07:55.871
2 - D2	27.197	32.658	40.920	36.444	235.8	2:17.219	145.42	12.372	16:10:13.091
3 - D2	27.738	33.965	42.093	IN PIT	237.3	2:26.495	P	136.21	21.648 16:12:39.587
4 - D2	OUTLAP	35.398	41.969	35.074		4:13.241	78.79	2:08.394	16:16:52.828
5 - D2	25.950	30.950	37.895	33.640	240.0	2:08.435	155.36	3.588	16:19:01.264
6 - D2	25.294	30.115	37.244	33.573	240.5	2:06.227	(3)	158.08	1.380 16:21:07.491
7 - D2	25.374	31.807	42.145	34.895	240.5	2:14.221	148.67	9.374	16:23:21.713
8 - D2	25.345	29.818	38.000	35.294	240.5	2:08.457	155.34	3.610	16:25:30.170
9 - D2	25.857	32.478	38.737	IN PIT	241.6	2:16.613	P	146.06	11.766 16:27:46.784
10 - D2	OUTLAP	33.366	38.653	33.876		5:35.897	59.40	3:31.049	16:33:22.681
11 - D2	25.758	30.040	37.033	33.466	241.0	2:06.298	157.99	1.451	16:35:28.979
12 - D2	24.974	29.312	37.044	33.516	240.0	2:04.847	(1)	159.83	16:37:33.826
13 - D2	25.058	29.680	37.521	33.802	240.5	2:06.061	(2)	158.29	1.214 16:39:39.888
14 - D2	25.305	29.634	41.235	40.618	241.6	2:16.792	145.87	11.945	16:41:56.681
15 - D2	25.215	29.694	37.570	33.761	240.5	2:06.240	158.06	1.393	16:44:02.921
16 - D2	25.749	29.982	38.089	IN PIT	241.6	2:12.473	P	150.63	7.626 16:46:15.395
17 - D2	OUTLAP	29.745	37.590	34.123		3:34.379	93.08	1:29.532	16:49:49.774
18 - D2	25.726	29.830	37.784	33.819	241.6	2:07.160	156.92	2.313	16:51:56.934

P8 13 Pro/An Milestone Racing

Audi R8 LMS GT3

IDEAL LAP TIME : 2:04.676

BEST LAP TIME : 2:04.855

DIFFERENCE : 0.179

D1: Sun JINGZU

D2: Franky Cheng CONGFU

LAP	SECTOR 1	SECTOR 2	SECTOR 3	SECTOR 4	SPEED TRAP	LAP TIME	KPH	DIFF	TIME OF DAY
1 - D2	OUTLAP	34.196	42.822	35.113					16:19:34.787
2 - D2	26.036	33.273	41.001	35.958	238.4	2:16.269	146.43	11.413	16:21:51.056
3 - D2	25.102	36.630	38.629	34.019	239.4	2:14.381	148.49	9.525	16:24:05.437
4 - D2	25.222	29.950	36.832	33.628	239.4	2:05.632	(2)	158.83	0.776 16:26:11.070
5 - D2	25.156	31.239	37.379	34.008	240.0	2:07.783	(3)	156.16	2.927 16:28:18.853
6 - D2	25.281	29.432	36.665	33.476	240.0	2:04.855	(1)	159.82	16:30:23.708
7 - D2	30.074	40.011	43.104	IN PIT	240.0	2:29.963	P	133.06	25.107 16:32:53.672
8 - D1	OUTLAP	32.810	42.988	35.602		3:48.456	87.34	1:43.600	16:36:42.128
9 - D1	26.101	31.408	39.567	34.786	237.3	2:11.862	151.32	7.007	16:38:53.990
10 - D1	25.945	31.260	39.821	34.871	238.9	2:11.897	151.29	7.041	16:41:05.888
11 - D1	25.527	30.630	40.244	34.637	239.4	2:11.039	152.28	6.183	16:43:16.927
12 - D1	25.730	30.683	39.276	35.164	239.4	2:10.853	152.49	5.997	16:45:27.781
13 - D1	26.966	40.544	43.593	44.545	240.0	2:35.648	128.20	30.792	16:48:03.429
14 - D1	27.848	31.237	41.687	35.637	237.3	2:16.410	146.28	11.554	16:50:19.839

P9 38 Pro/An Spirit of Race SA

Ferrari 488 GT3

IDEAL LAP TIME : 2:04.464

BEST LAP TIME : 2:05.001

DIFFERENCE : 0.537

D1: Nasrat MUZAYYIN

D2: Rui AGUAS

LAP	SECTOR 1	SECTOR 2	SECTOR 3	SECTOR 4	SPEED TRAP	LAP TIME	KPH	DIFF	TIME OF DAY
1 - D1	OUTLAP	34.660	43.479	36.164					16:07:39.563
2 - D1	28.137	33.111	41.887	36.127	210.9	2:19.263	143.28	14.261	16:09:58.826
3 - D1	27.315	32.833	41.573	36.287	236.8	2:18.008	144.59	13.007	16:12:16.835
4 - D1	27.492	33.152	42.288	IN PIT	235.8	2:24.397	P	138.19	19.396 16:14:41.233
5 - D1	OUTLAP	35.030	43.503	36.327		5:00.887	66.31	2:55.886	16:19:42.120
6 - D1	26.879	33.160	41.015	38.096	238.9	2:19.151	143.40	14.149	16:22:01.271
7 - D1	26.773	32.356	40.827	35.383	239.4	2:15.339	147.44	10.337	16:24:16.611
8 - D1	26.186	32.136	40.858	35.959	240.0	2:15.139	147.66	10.137	16:26:31.750
9 - D1	26.692	31.551	39.102	35.114	230.7	2:12.459	(3)	150.64	7.457 16:28:44.209
10 - D1	25.979	31.201	39.710	IN PIT	241.0	2:17.365	P	145.26	12.364 16:31:01.575
11 - D1	OUTLAP	29.896	37.124	33.293		3:48.403	87.36	1:43.401	16:34:49.978

Weather / Track : Cloudy / Dry

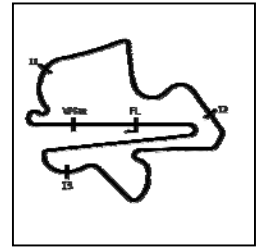
Sepang International Circuit

Circuit Length = 5.543 km

Start: 16:05 Flag 16:50 End: 16:55

Blancpain GT Series Asia 2017

FREE PRACTICE 2 - SECTOR ANALYSIS



SECTOR 1 = FL to I1, SECTOR 2 = I1 to I2 SECTOR 3 = I2 to I3, SECTOR 4 = I3 to FL, DIFF = Difference To Personal Best Lap, P = Crossed Finish Line in Pit Lane, D = Time Disallowed

12 - D1	24.803	29.678	38.633	IN PIT	242.1	2:25.448	P	137.19	20.446	16:37:15.426
13 - D2	OUTLAP	31.313	37.147	33.460		3:31.452		94.36	1:26.451	16:40:46.878
14 - D2	24.830	29.436	37.083	33.652	242.6	2:05.001	(1)	159.63		16:42:51.880
15 - D2	25.002	29.511	37.219	IN PIT	241.6	2:10.565	P	152.83	5.564	16:45:02.446
16 - D2	OUTLAP	29.609	36.932	34.679		3:06.983		106.71	1:01.982	16:48:09.429
17 - D2	24.977	29.627	38.252	36.868	242.6	2:09.724	(2)	153.82	4.723	16:50:19.154

P10 66 Silver Vincenzo Sospiri Racing SRL

Lamborghini Huracan GT3

IDEAL LAP TIME : 2:04.727 BEST LAP TIME : 2:05.334

DIFFERENCE : 0.606

D1: Martin KODRIC D2: Sandy STUVIK

LAP	SECTOR 1	SECTOR 2	SECTOR 3	SECTOR 4	SPEED TRAP	LAP TIME	KPH	DIFF	TIME OF DAY	
1 - D2	OUTLAP	34.149	42.381	36.810					16:08:29.235	
2 - D2	28.430	32.826	40.655	37.125	231.2	2:19.036	143.52	13.702	16:10:48.272	
3 - D2	28.108	33.572	41.063	36.543	235.2	2:19.287	143.26	13.953	16:13:07.559	
4 - D2	28.833	39.271	44.447	IN PIT	204.1	2:37.412	P	126.76	32.078	16:15:44.972
5 - D2	OUTLAP	33.385	39.348	35.046		3:41.646	90.03	1:36.311	16:19:26.618	
6 - D2	25.729	30.359	37.693	36.024	237.3	2:09.806	153.72	4.472	16:21:36.424	
7 - D2	25.361	29.660	36.858	33.454	238.9	2:05.334	(1)	159.21		16:23:41.758
8 - D2	25.263	29.721	36.870	33.544	240.0	2:05.399	(2)	0.065	16:25:47.157	
9 - D2	27.511	35.578	39.299	35.004	223.1	2:17.392	145.23	12.058	16:28:04.550	
10 - D2	25.169	29.997	37.247	IN PIT	238.4	2:09.211	P	154.43	3.877	16:30:13.762
11 - D1	OUTLAP	32.226	40.217	33.753		5:54.908	56.22	3:49.573	16:36:08.670	
12 - D1	25.013	29.500	37.164	33.733	240.0	2:05.410	(3)	159.11	0.076	16:38:14.080
13 - D1	25.155	29.501	37.421	34.000	239.4	2:06.077	158.27	0.743	16:40:20.158	
14 - D1	25.157	29.471	37.142	34.149	240.0	2:05.920	158.47	0.586	16:42:26.078	
15 - D1	26.641	32.305	38.619	35.637	239.4	2:13.203	149.80	7.868	16:44:39.281	
16 - D1	25.148	29.822	37.068	33.582	240.0	2:05.620	158.85	0.286	16:46:44.902	
17 - D1	25.455	29.402	37.201	39.822	239.4	2:11.881	151.30	6.546	16:48:56.783	
18 - D1	25.378	29.558	37.059	33.718	240.5	2:05.714	158.73	0.380	16:51:02.497	

P11 1 Silver FFF Racing Team By ACM

Lamborghini Huracan GT3

IDEAL LAP TIME : 2:04.901 BEST LAP TIME : 2:05.384

DIFFERENCE : 0.483

D1: Aidan READ D2: Alberto DI FOLCO

LAP	SECTOR 1	SECTOR 2	SECTOR 3	SECTOR 4	SPEED TRAP	LAP TIME	KPH	DIFF	TIME OF DAY	
1 - D1	OUTLAP	39.960	46.452	37.355					16:08:06.025	
2 - D1	27.152	33.304	41.121	35.332	237.3	2:16.910	145.75	11.525	16:10:22.935	
3 - D1	26.520	32.261	39.262	34.566	239.4	2:12.610	150.47	7.225	16:12:35.545	
4 - D1	26.390	31.214	38.314	34.228	239.4	2:10.146	153.32	4.761	16:14:45.692	
5 - D1	25.590	30.573	37.746	34.066	240.5	2:07.975	155.92	2.590	16:16:53.668	
6 - D1	25.623	30.936	37.841	33.715	241.0	2:08.115	155.75	2.730	16:19:01.783	
7 - D1	26.684	30.573	38.828	35.138	242.1	2:11.223	152.06	5.838	16:21:13.007	
8 - D1	26.119	31.157	39.037	IN PIT	241.0	2:13.318	P	149.67	7.933	16:23:26.326
9 - D1	OUTLAP	30.276	37.527	33.824		3:39.323	90.98	1:33.938	16:27:05.649	
10 - D1	25.547	29.862	37.008	33.603	240.0	2:06.021	(3)	158.34	0.636	16:29:11.670
11 - D1	25.686	31.602	37.514	33.759	241.0	2:08.561	155.21	3.176	16:31:20.232	
12 - D1	25.359	29.897	37.100	IN PIT	241.6	2:10.027	P	153.46	4.642	16:33:30.260
13 - D2	OUTLAP	31.092	37.964	33.723		5:44.831	57.86	3:39.446	16:39:15.091	
14 - D2	25.302	29.793	36.731	33.646	242.1	2:05.472	(2)	159.03	0.087	16:41:20.563
15 - D2	25.553	29.866	37.062	33.879	242.6	2:06.361	157.91	0.976	16:43:26.924	
16 - D2	24.958	29.856			241.0	2:07.030	157.08	1.645	16:45:33.955	
17 - D2	25.078	29.862	38.167	33.928	242.1	2:07.035	157.08	1.650	16:47:40.991	
18 - D2	25.187	29.669	36.937	33.591	240.5	2:05.384	(1)	159.14		16:49:46.375
19 - D2	25.021	29.620	41.876	40.020	241.6	2:16.537	146.14	11.152	16:52:02.913	

P12 2 Pro/An FFF Racing Team By ACM

Lamborghini Huracan GT3

IDEAL LAP TIME : 2:05.279 BEST LAP TIME : 2:05.388

DIFFERENCE : 0.109

D1: ZHU Junhan D2: Ho-Pin TUNG

LAP	SECTOR 1	SECTOR 2	SECTOR 3	SECTOR 4	SPEED TRAP	LAP TIME	KPH	DIFF	TIME OF DAY	
1 - D1	OUTLAP	39.340	51.145	42.805					16:08:32.129	
2 - D1	27.256	34.453	43.520	40.085	235.8	2:25.314	137.32	19.925	16:10:57.444	
3 - D1	28.711	34.480	41.670	36.969	236.8	2:21.831	140.69	16.442	16:13:19.275	
4 - D1	27.359	1:00.968	45.511	IN PIT	236.8	2:58.100	P	112.04	52.711	16:16:17.376

Weather / Track : Cloudy / Dry

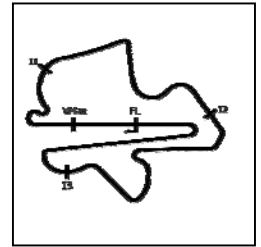
Sepang International Circuit

Circuit Length = 5.543 km

Start: 16:05 Flag 16:50 End: 16:55

Blancpain GT Series Asia 2017

FREE PRACTICE 2 - SECTOR ANALYSIS



SECTOR 1 = FL to I1, SECTOR 2 = I1 to I2 SECTOR 3 = I2 to I3, SECTOR 4 = I3 to FL, DIFF = Difference To Personal Best Lap, P = Crossed Finish Line in Pit Lane, D = Time Disallowed

5 - D1	OUTLAP	31.561	40.001	36.837		6:06.123	54.50	4:00.734	16:22:23.499
6 - D1	25.557	30.076	37.097	34.557	238.9	2:07.288 (3)	156.76	1.899	16:24:30.787
7 - D1	25.457	29.789	36.920	33.557	240.5	2:05.723 (2)	158.71	0.334	16:26:36.511
8 - D1	25.557	34.952	42.385	35.791	242.6	2:18.686	143.88	13.297	16:28:55.197
9 - D1	25.195	29.796	36.818	33.579	240.5	2:05.388 (1)	159.14		16:31:00.586
10 - D1	25.288	29.709	39.077	IN PIT	242.1	2:11.730 P	151.48	6.341	16:33:12.317
11 - D1	OUTLAP	33.199	41.128	36.024		5:25.916	61.22	3:20.527	16:38:38.233
12 - D1	26.676	33.400	40.661	36.008	237.3	2:16.745	145.92	11.356	16:40:54.978
13 - D1	26.408	32.969	41.292	36.021	238.4	2:16.690	145.98	11.301	16:43:11.668
14 - D1	26.850	32.268	40.166	36.413	237.3	2:15.697	147.05	10.308	16:45:27.365
15 - D1	26.639	33.803	47.710	IN PIT	240.0	2:33.789 P	129.75	28.400	16:48:01.155

P13 91 Silver FIST - Team AAI

BMW M6 GT3

IDEAL LAP TIME : 2:04.973

BEST LAP TIME : 2:05.485

DIFFERENCE : 0.511

D1: Oliver MILLROY D2: Jesse KROHN

LAP	SECTOR 1	SECTOR 2	SECTOR 3	SECTOR 4	SPEED TRAP	LAP TIME	KPH	DIFF	TIME OF DAY
1 - D1	OUTLAP	35.898	41.338	35.146					16:07:34.211
2 - D1	26.668	31.863	38.456	34.400	237.8	2:11.388	151.87	5.903	16:09:45.599
3 - D1	25.808	31.399	39.980	36.476	238.4	2:13.663	149.29	8.178	16:11:59.263
4 - D1	25.763	30.603	37.337	34.007	237.8	2:07.710	156.24	2.225	16:14:06.974
5 - D1	25.507	31.016	37.268	34.198	238.4	2:07.990	155.90	2.505	16:16:14.964
6 - D1	25.593	34.086	37.841	34.063	238.9	2:11.583	151.65	6.098	16:18:26.548
7 - D1	25.890	30.430	37.825	34.352	238.9	2:08.497	155.29	3.012	16:20:35.046
8 - D1	25.541	30.287	37.223	34.048	237.3	2:07.100	157.00	1.615	16:22:42.146
9 - D1	25.494	30.190	37.257	34.099	238.4	2:07.040	157.07	1.555	16:24:49.187
10 - D1	25.584	31.063	38.537	IN PIT	239.4	2:12.195 P	150.94	6.710	16:27:01.383
11 - D2	OUTLAP	30.904	37.231	33.699		4:35.123	72.53	2:29.637	16:31:36.506
12 - D2	25.336	30.237	37.525	33.825	239.4	2:06.923	157.21	1.438	16:33:43.429
13 - D2	25.842	29.960	36.964	33.914	240.5	2:06.681	157.51	1.196	16:35:50.110
14 - D2	25.281	30.229	37.057	33.511	242.1	2:06.079 (3)	158.27	0.593	16:37:56.189
15 - D2	25.274	29.590	37.157	IN PIT	243.2	2:07.898 P	156.02	2.413	16:40:04.088
16 - D2	OUTLAP	29.694	37.198	33.711		3:55.094	84.87	1:49.609	16:43:59.182
17 - D2	25.311	29.458	37.255	33.878	241.6	2:05.902 (2)	158.49	0.417	16:46:05.085
18 - D2	25.255	29.431	36.930	33.868	242.1	2:05.485 (1)	159.02		16:48:10.570
19 - D2	25.101	29.571	37.627	34.215	244.3	2:06.514	157.72	1.029	16:50:17.085

P14 86 Silver OD Racing Team

Audi R8 LMS GT3

IDEAL LAP TIME : 2:04.804

BEST LAP TIME : 2:05.496

DIFFERENCE : 0.692

D1: Mitchell GILBERT D2: Aditja PATEL

LAP	SECTOR 1	SECTOR 2	SECTOR 3	SECTOR 4	SPEED TRAP	LAP TIME	KPH	DIFF	TIME OF DAY
1 - D1	OUTLAP	37.945	43.952	36.748					16:08:25.922
2 - D1	27.737	33.406	41.441	34.609	218.1	2:17.194	145.44	11.697	16:10:43.116
3 - D1	25.998	32.556	38.354	33.752	237.3	2:10.661	152.72	5.164	16:12:53.777
4 - D1	25.473	30.816	38.355	35.526	238.4	2:10.170	153.29	4.674	16:15:03.948
5 - D1	25.284	30.264	36.764	33.530	238.4	2:05.842 (2)	158.56	0.345	16:17:09.791
6 - D1	25.282	30.522	37.317	35.468	239.4	2:08.590	155.18	3.093	16:19:18.381
7 - D1	25.670	30.011	38.509	33.609	237.8	2:07.799	156.14	2.302	16:21:26.181
8 - D1	25.331	29.907	37.320	33.847	238.9	2:06.406	157.86	0.909	16:23:32.587
9 - D1	25.544	31.795	37.614	33.749	239.4	2:08.703	155.04	3.206	16:25:41.290
10 - D1	25.383	29.975	38.512	34.467	239.4	2:08.337	155.48	2.840	16:27:49.628
11 - D1	25.139	29.812	37.003	33.542	237.3	2:05.496 (1)	159.00		16:29:55.124
12 - D1	25.175	29.868	37.620	33.767	239.4	2:06.430	157.83	0.934	16:32:01.555
13 - D1	25.493	29.771	37.062	33.844	238.4	2:06.171	158.15	0.674	16:34:07.726
14 - D1	25.554	30.625	38.655	IN PIT	238.9	2:13.034 P	149.99	7.537	16:36:20.761
15 - D2	OUTLAP	29.980	38.194	35.451		4:57.954	66.97	2:52.457	16:41:18.715
16 - D2	25.213	29.437	37.643	33.717	239.4	2:06.010 (3)	158.35	0.513	16:43:24.726
17 - D2	25.149	29.441	37.373	34.343	240.0	2:06.306	157.98	0.810	16:45:31.032
18 - D2	25.099	31.731	40.419	35.501	241.0	2:12.750	150.31	7.253	16:47:43.783
19 - D2	25.449	29.624	37.779	35.223	240.5	2:08.075	155.80	2.579	16:49:51.859
20 - D2	25.072	29.956	37.588	33.823	240.0	2:06.440	157.82	0.943	16:51:58.299

Weather / Track : Cloudy / Dry

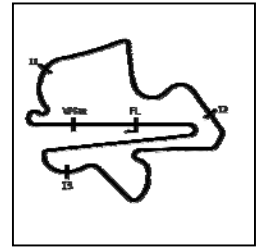
Sepang International Circuit

Circuit Length = 5.543 km

Start: 16:05 Flag 16:50 End: 16:55

Blancpain GT Series Asia 2017

FREE PRACTICE 2 - SECTOR ANALYSIS



SECTOR 1 = FL to I1, SECTOR 2 = I1 to I2 SECTOR 3 = I2 to I3, SECTOR 4 = I3 to FL, DIFF = Difference To Personal Best Lap, P = Crossed Finish Line in Pit Lane, D = Time Disallowed

P15 12 Pro/An Clearwater Racing		McLaren 650S GT3							
IDEAL LAP TIME : 2:05.114		BEST LAP TIME : 2:05.673		DIFFERENCE : 0.559					
D1: Richard WEE		D2: Rob BELL							
LAP	SECTOR 1	SECTOR 2	SECTOR 3	SECTOR 4	SPEED TRAP	LAP TIME	KPH	DIFF	TIME OF DAY
1 - D1	OUTLAP	35.512	46.036	38.901					16:08:15.049
2 - D1	27.576	34.493	42.430	IN PIT	232.7	2:25.045	P	137.57	16:10:40.095
3 - D1	OUTLAP	36.404	41.735	34.820		3:50.394		86.61	16:14:30.489
4 - D1	26.204	32.546	39.566	34.698	235.8	2:13.014		150.01	16:16:43.504
5 - D1	25.689	31.007	38.391	33.872	235.8	2:08.960		154.73	16:18:52.464
6 - D1	25.654	31.053	38.648	33.815	235.8	2:09.170		154.48	16:21:01.635
7 - D1	25.625	30.200	38.041	34.033	236.8	2:07.900		156.01	16:23:09.535
8 - D1	25.973	31.189	38.559	34.092	236.3	2:09.813		153.71	16:25:19.349
9 - D1	25.401	30.282	37.784	1:13.689	235.8	2:47.156		119.37	16:28:06.506
10 - D1	27.860	31.944	40.281	34.012	217.3	2:14.098		148.80	16:30:20.604
11 - D1	25.424	31.130	38.341	33.899	236.8	2:08.794		154.93	16:32:29.399
12 - D1	25.285	30.272	37.937	34.064	236.3	2:07.558		156.43	16:34:36.958
13 - D1	27.273	30.450	39.127	IN PIT	216.8	2:14.321	P	148.56	16:36:51.279
14 - D2	OUTLAP	30.094	38.042	36.615		3:36.863		92.01	16:40:28.142
15 - D2	24.994	29.711	37.500	33.467	240.0	2:05.673 (1)	158.78		16:42:33.815
16 - D2	25.116	29.463	37.392	38.970	238.4	2:10.941		152.39	16:44:44.757
17 - D2	24.997	29.601	39.025	35.777	240.0	2:09.400		154.20	16:46:54.157
18 - D2	25.220	30.025	38.171	33.613	239.4	2:07.030	(3)	157.08	16:49:01.187
19 - D2	25.115	29.606	37.189	33.813	238.4	2:05.723	(2)	158.71	16:51:06.911

P16 88 Silver Craft Bamboo Racing		Porsche 911 GT3R							
IDEAL LAP TIME : 2:05.473		BEST LAP TIME : 2:05.766		DIFFERENCE : 0.293					
D1: Jules GOUNON		D2: Joel CAMATHIAS							
LAP	SECTOR 1	SECTOR 2	SECTOR 3	SECTOR 4	SPEED TRAP	LAP TIME	KPH	DIFF	TIME OF DAY
1 - D2	OUTLAP	33.928	41.048	35.814					16:07:25.732
2 - D2	27.308	33.071	41.284	IN PIT	232.7	2:22.538	P	139.99	16:09:48.271
3 - D1	OUTLAP	37.479	39.512	33.998		9:33.731		34.78	16:19:22.002
4 - D1	25.919	30.315	37.564	33.767	238.4	2:07.565		156.42	16:21:29.568
5 - D1	25.549	30.191	37.295	33.603	240.0	2:06.639	(3)	157.57	16:23:36.207
6 - D1	25.414	30.349	37.251	33.485	240.0	2:06.500	(2)	157.74	16:25:42.707
7 - D1	25.096	30.239	38.188	IN PIT	241.6	2:10.954	P	152.37	16:27:53.662
8 - D1	OUTLAP	29.775	38.054	33.762		6:37.504		50.20	16:34:31.166
9 - D1	25.174	29.643	37.466	33.482	239.4	2:05.766 (1)	158.66		16:36:36.932
10 - D1	25.347	29.755	38.063	IN PIT	239.4	2:09.561	P	154.01	16:38:46.494
11 - D2	OUTLAP	30.417	38.322	34.390		4:51.205		68.52	16:43:37.699
12 - D2	26.032	30.081	38.088	33.936	237.8	2:08.138		155.72	16:45:45.837
13 - D2	25.700	30.214	38.181	34.373	242.1	2:08.469		155.32	16:47:54.306
14 - D2	25.745	30.239	37.924	34.009	240.5	2:07.917		155.99	16:50:02.224
15 - D2	25.652	30.024	38.795	34.441	240.5	2:08.913		154.79	16:52:11.137

P17 6 Pro/An Team Audi R8 LMS Cup		Audi R8 LMS GT3							
IDEAL LAP TIME : 2:04.980		BEST LAP TIME : 2:05.801		DIFFERENCE : 0.820					
D1: Alex AU		D2: Alex YOONG							
LAP	SECTOR 1	SECTOR 2	SECTOR 3	SECTOR 4	SPEED TRAP	LAP TIME	KPH	DIFF	TIME OF DAY
1 - D2	OUTLAP	36.406	41.114	35.829					16:07:32.832
2 - D2	26.929	32.469	38.687	34.012	237.3	2:12.097		151.06	16:09:44.929
3 - D2	25.788	31.836	37.441	35.860	239.4	2:10.925		152.41	16:11:55.855
4 - D2	25.513	30.445	36.955	33.684	239.4	2:06.597	(2)	157.62	16:14:02.453
5 - D2	25.126	29.840	36.621	34.213	239.4	2:05.801 (1)	158.62		16:16:08.254
6 - D2	25.452	30.066	36.504	IN PIT	237.8	2:09.074	P	154.59	16:18:17.329
7 - D1	OUTLAP	31.019	41.242	35.920		3:43.025		89.47	16:22:00.354
8 - D1	25.825	30.623	38.529	34.346	240.0	2:09.324		154.30	16:24:09.678
9 - D1	25.459	30.441	38.122	34.204	240.5	2:08.226		155.62	16:26:17.905
10 - D1	25.208	30.021	39.058	34.566	240.0	2:08.854		154.86	16:28:26.759
11 - D1	25.126	30.094	38.486	33.902	240.0	2:07.608		156.37	16:30:34.368
12 - D1	25.025	30.284	38.042	34.031	240.0	2:07.382		156.65	16:32:41.751
13 - D1	25.217	30.696	37.813	34.299	240.5	2:08.026		155.86	16:34:49.777
14 - D1	25.835	29.869	39.534	36.689	240.5	2:11.928		151.25	16:37:01.705

Weather / Track : Cloudy / Dry

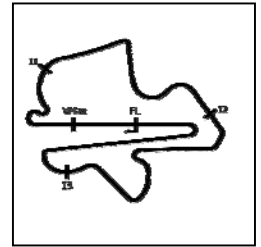
Sepang International Circuit

Circuit Length = 5.543 km

Start: 16:05 Flag 16:50 End: 16:55

Blancpain GT Series Asia 2017

FREE PRACTICE 2 - SECTOR ANALYSIS



SECTOR 1 = FL to I1, SECTOR 2 = I1 to I2 SECTOR 3 = I2 to I3, SECTOR 4 = I3 to FL, DIFF = Difference To Personal Best Lap, P = Crossed Finish Line in Pit Lane, D = Time Disallowed

15 - D1	25.239	29.767	37.573	34.036	239.4	2:06.616	(3)	157.60	0.815	16:39:08.321
16 - D1	25.525	29.903	38.333	34.040	240.0	2:07.802		156.13	2.001	16:41:16.123
17 - D1	25.547	29.812	37.951	33.770	240.0	2:07.080		157.02	1.279	16:43:23.204
18 - D1	25.109	30.019	38.097	33.808	240.5	2:07.034		157.08	1.233	16:45:30.238
19 - D1	25.242	32.109	39.491	34.533	241.0	2:11.375		151.89	5.574	16:47:41.614
20 - D1	25.173	29.960	38.056	34.984	241.6	2:08.173		155.68	2.372	16:49:49.788
21 - D1	25.917	31.061	39.329	34.232	240.0	2:10.539		152.86	4.738	16:52:00.327

P18 5 Silver Audi Hong Kong

Audi R8 LMS GT3

IDEAL LAP TIME : 2:04.718

BEST LAP TIME : 2:05.853

DIFFERENCE : 1.135

D1: Marchy LEE

D2: Shaun Thong Wei FUNG

LAP	SECTOR 1	SECTOR 2	SECTOR 3	SECTOR 4	SPEED TRAP	LAP TIME	KPH	DIFF	TIME OF DAY	
1 - D1	OUTLAP	36.636	46.588	35.882					16:07:39.790	
2 - D1	26.383	33.473	40.780	35.169	237.8	2:15.805	146.93	9.952	16:09:55.595	
3 - D1	26.051	33.287	39.676	33.934	238.9	2:12.948	150.09	7.095	16:12:08.544	
4 - D1	25.530	30.644	38.162	33.964	238.9	2:08.301	155.53	2.448	16:14:16.845	
5 - D1	25.209	30.162	37.576	33.839	237.8	2:06.787	157.38	0.933	16:16:23.632	
6 - D1	25.244	31.359	39.586	34.312	239.4	2:10.501	152.90	4.648	16:18:34.134	
7 - D1	25.164	30.331	38.780	IN PIT	238.9	2:21.718	P	140.80	15.865	16:20:55.853
8 - D2	OUTLAP	32.505	38.294	35.212		3:51.357	86.25	1:45.503	16:24:47.210	
9 - D2	25.300	30.884	36.928	33.492	238.9	2:06.605	157.61	0.751	16:26:53.815	
10 - D2	25.180	30.269	37.948	34.853	240.0	2:08.250	155.59	2.397	16:29:02.066	
11 - D2	25.110	30.264	37.046	33.777	240.0	2:06.198	(3)	158.12	0.344	16:31:08.264
12 - D2	25.379	30.663	37.040	IN PIT	239.4	2:10.062	P	153.42	4.209	16:33:18.327
13 - D2	OUTLAP	29.964	36.977	35.507		6:57.426	47.80	4:51.572	16:40:15.753	
14 - D2	25.215	29.732	36.854	34.052	238.4	2:05.853	(1)	158.55		16:42:21.606
15 - D2	25.006	29.512	37.550	33.869	238.4	2:05.938	(2)	158.44	0.085	16:44:27.544
16 - D2	25.179	29.365	39.136	IN PIT	238.4	2:11.095	P	152.21	5.241	16:46:38.640

P19 99 Silver Craft Bamboo Racing

Porsche 911 GT3R

IDEAL LAP TIME : 2:05.162

BEST LAP TIME : 2:06.035

DIFFERENCE : 0.873

D1: Darryl O'YOUNG

D2: Peter Li ZHICONG

LAP	SECTOR 1	SECTOR 2	SECTOR 3	SECTOR 4	SPEED TRAP	LAP TIME	KPH	DIFF	TIME OF DAY	
1 - D1	OUTLAP	34.318	44.785	37.489					16:08:40.602	
2 - D1	26.862	32.061	40.102	36.446	236.3	2:15.472	147.29	9.437	16:10:56.074	
3 - D1	27.410	36.343	42.006	IN PIT	237.8	2:27.466	P	135.31	21.431	16:13:23.541
4 - D1	OUTLAP	36.018	42.366	36.567		4:59.675	66.58	2:53.640	16:18:23.216	
5 - D1	25.450	30.792	37.493	33.513	238.9	2:07.248	156.81	1.213	16:20:30.464	
6 - D1	25.208	30.143	37.447	33.493	239.4	2:06.292	(2)	158.00	0.257	16:22:36.756
7 - D1	25.058	30.964	38.938	33.901	239.4	2:08.861	154.85	2.826	16:24:45.618	
8 - D1	25.140	30.283	37.104	33.508	240.0	2:06.035	(1)	158.32		16:26:51.653
9 - D1	25.156	30.259	38.291	IN PIT	240.5	2:11.000	P	152.32	4.965	16:29:02.653
10 - D2	OUTLAP	32.299	42.783	34.791		5:07.724	64.84	3:01.689	16:34:10.377	
11 - D2	26.425	29.995	38.227	34.078	238.9	2:08.725	155.01	2.690	16:36:19.103	
12 - D2	25.541	29.580	39.051	34.135	241.0	2:08.308	155.52	2.273	16:38:27.411	
13 - D2	25.744	30.155	37.975	34.017	240.0	2:07.891	156.02	1.856	16:40:35.303	
14 - D2	25.503	29.666	37.549	34.454	240.5	2:07.172	156.91	1.137	16:42:42.476	
15 - D2	25.519	29.572	37.274	33.960	239.4	2:06.325	(3)	157.96	0.290	16:44:48.801
16 - D2	25.482	29.506	37.662	34.178	241.0	2:06.828	157.33	0.793	16:46:55.630	
17 - D2	25.780	30.057	37.725	34.092	242.1	2:07.654	156.31	1.619	16:49:03.284	
18 - D2	25.663	30.482	39.193	IN PIT	242.1	2:13.926	P	148.99	7.891	16:51:17.211

P20 75 Am/Ar T2 Motorsport

Ferrari 488 GT3

IDEAL LAP TIME : 2:06.582

BEST LAP TIME : 2:06.897

DIFFERENCE : 0.315

D1: Teo Bee TAT Gregory

D2: David TJIPTOBIANTORO

LAP	SECTOR 1	SECTOR 2	SECTOR 3	SECTOR 4	SPEED TRAP	LAP TIME	KPH	DIFF	TIME OF DAY	
1 - D2	OUTLAP	40.844	47.823	36.318					16:08:04.018	
2 - D2	27.091	33.666	43.034	38.095	238.9	2:21.887	140.63	14.990	16:10:25.905	
3 - D2	26.798	34.206	40.405	34.753	240.5	2:16.162	146.55	9.265	16:12:42.068	
4 - D2	25.908	31.525	39.631	34.182	241.6	2:11.246	152.04	4.349	16:14:53.315	
5 - D2	25.583	30.574	38.525	34.005	242.6	2:08.687	(3)	155.06	1.789	16:17:02.002
6 - D2	26.870	31.248	40.792	IN PIT	243.7	2:22.137	P	140.39	15.239	16:19:24.139

Weather / Track : Cloudy / Dry

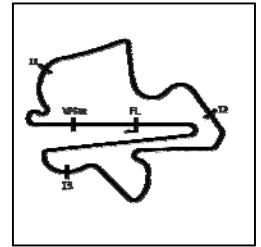
Sepang International Circuit

Circuit Length = 5.543 km

Start: 16:05 Flag 16:50 End: 16:55

Blancpain GT Series Asia 2017

FREE PRACTICE 2 - SECTOR ANALYSIS



SECTOR 1 = FL to I1, SECTOR 2 = I1 to I2 SECTOR 3 = I2 to I3, SECTOR 4 = I3 to FL, DIFF = Difference To Personal Best Lap, P = Crossed Finish Line in Pit Lane, D = Time Disallowed

7 - D2	OUTLAP	32.619	42.465	39.061		4:11.122	79.46	2:04.224	16:23:35.261
8 - D2	25.477	32.871	43.067	34.365	241.6	2:15.781	146.96	8.884	16:25:51.042
9 - D2	25.087	29.981	37.677	34.152	239.4	2:06.897 (1)	157.25		16:27:57.940
10 - D2	25.269	30.362	38.813	IN PIT	240.0	2:13.724	P	6.827	16:30:11.665
11 - D1	OUTLAP	32.399	42.214	38.750		6:51.362	48.50	4:44.464	16:37:03.027
12 - D1	25.756	30.755	39.504	35.518	240.0	2:11.534	151.70	4.637	16:39:14.561
13 - D1	25.649	30.754	38.975	34.422	240.5	2:09.800	153.73	2.903	16:41:24.362
14 - D1	25.390	30.450	38.461	34.447	240.5	2:08.749	154.98	1.852	16:43:33.111
15 - D1	24.988	29.912	38.013	34.360	243.2	2:07.273	(2)	0.375	16:45:40.385
16 - D1	26.049	31.717	38.797	35.552	242.6	2:12.115	151.04	5.217	16:47:52.500
17 - D1	25.266	30.014	38.306	37.027	247.1	2:10.614	152.77	3.716	16:50:03.114

P21 19 Am/Arr KCMG

Audi R8 LMS GT3

IDEAL LAP TIME : 2:06.534

BEST LAP TIME : 2:06.916

DIFFERENCE : 0.382

D1: Naoto TAKEDA

D2: Tatuya SHIRASAKA

LAP	SECTOR 1	SECTOR 2	SECTOR 3	SECTOR 4	SPEED TRAP	LAP TIME	KPH	DIFF	TIME OF DAY
1 - D1	OUTLAP	40.242	47.552	37.729					16:08:06.039
2 - D1	28.100	33.807	40.911	35.949	235.8	2:18.767	143.79	11.851	16:10:24.806
3 - D1	26.891	33.699	40.059	34.978	238.9	2:15.627	147.12	8.710	16:12:40.434
4 - D1	26.234	31.316	38.687	34.633	237.8	2:10.871	152.47	3.954	16:14:51.305
5 - D1	25.895	30.573	38.453	34.652	237.3	2:09.573	154.00	2.656	16:17:00.879
6 - D1	27.407	30.603	39.269	34.239	238.4	2:11.519	151.72	4.602	16:19:12.398
7 - D1	25.720	30.447	38.950	34.556	238.9	2:09.674	153.88	2.757	16:21:22.072
8 - D1	25.767	30.380	38.264	34.467	238.9	2:08.878	154.83	1.962	16:23:30.951
9 - D1	25.795	30.402	38.069	34.199	238.4	2:08.465	155.33	1.548	16:25:39.417
10 - D1	25.563	30.695	39.178	34.721	238.9	2:10.157	153.31	3.240	16:27:49.574
11 - D1	25.658	30.246	37.699	33.755	235.8	2:07.358	156.68	0.441	16:29:56.932
12 - D1	25.575	30.183	38.320	IN PIT	239.4	2:15.533	P	8.616	16:32:12.466
13 - D1	OUTLAP	33.979	38.475	IN PIT		3:46.246	P	1:39.329	16:35:58.712
14 - D2	OUTLAP	31.387	38.830	34.573		5:04.119	65.61	2:57.202	16:41:02.831
15 - D2	25.498	30.017	37.737	34.618	237.3	2:07.870	156.05	0.953	16:43:10.702
16 - D2	25.661	30.030	38.222	34.436	237.8	2:08.349	155.47	1.432	16:45:19.051
17 - D2	25.550	29.852	37.792	33.832	236.3	2:07.026	(2)	0.109	16:47:26.077
18 - D2	25.358	29.721	37.929	33.908	237.8	2:06.916 (1)	157.22		16:49:32.994
19 - D2	25.419	29.736	37.795	34.195	238.4	2:07.146	(3)	0.229	16:51:40.140

P22 27 Am/Arr X-One Motorsports Ltd

Lamborghini Huracan GT3

IDEAL LAP TIME : 2:06.637

BEST LAP TIME : 2:07.164

DIFFERENCE : 0.526

D1: Vincent WONG

D2: Andrew HARYANTO

LAP	SECTOR 1	SECTOR 2	SECTOR 3	SECTOR 4	SPEED TRAP	LAP TIME	KPH	DIFF	TIME OF DAY
1 - D1	OUTLAP	48.697	53.866	50.856					16:10:21.926
2 - D1	35.067	36.979	44.543	39.910	105.1	2:36.500	127.50	29.335	16:12:58.426
3 - D1	29.376	36.905	44.341	39.661	183.0	2:30.284	132.78	23.119	16:15:28.710
4 - D1	29.549	47.294	50.826	IN PIT	212.1	2:57.863	P	50.698	16:18:26.574
5 - D1	OUTLAP	36.668	42.534	35.169		3:41.829	89.95	1:34.664	16:22:08.403
6 - D1	26.709	32.389	39.883	36.504	236.3	2:15.486	147.28	8.321	16:24:23.889
7 - D1	26.718	31.524	39.247	34.479	236.8	2:11.969	151.20	4.804	16:26:35.858
8 - D1	25.813	31.346	38.285	34.391	238.4	2:09.835	153.69	2.670	16:28:45.694
9 - D1	25.903	30.768	39.131	35.791	239.4	2:11.594	151.63	4.430	16:30:57.288
10 - D1	25.837	30.743	38.830	34.312	238.4	2:09.722	153.82	2.558	16:33:07.011
11 - D1	25.587	30.088	37.577	33.912	237.8	2:07.164 (1)	156.92		16:35:14.176
12 - D1	25.509	30.252	37.858	IN PIT	238.4	2:11.713	P	4.549	16:37:25.890
13 - D2	OUTLAP	30.237	38.325	34.495		4:09.499	79.97	2:02.335	16:41:35.389
14 - D2	25.854	29.716	37.822	33.885	238.9	2:07.277	(2)	0.112	16:43:42.667
15 - D2	26.043	29.851	37.965	34.325	238.9	2:08.184	155.67	1.019	16:45:50.851
16 - D2	25.804	29.836	38.043	39.933	239.4	2:13.617	149.34	6.452	16:48:04.468
17 - D2	25.544	29.951	38.332	33.835	240.0	2:07.662	(3)	0.498	16:50:12.131

P23 90 Am/Arr FIST - Team AAI

BMW M6 GT3

IDEAL LAP TIME : 2:08.130

BEST LAP TIME : 2:08.409

DIFFERENCE : 0.279

D1: Jun San CHEN

D2: Lin YU

LAP	SECTOR 1	SECTOR 2	SECTOR 3	SECTOR 4	SPEED TRAP	LAP TIME	KPH	DIFF	TIME OF DAY
-----	----------	----------	----------	----------	------------	----------	-----	------	-------------

Weather / Track : Cloudy / Dry

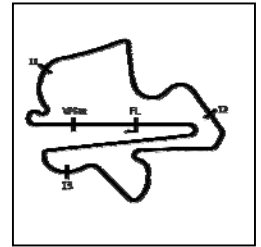
Sepang International Circuit

Circuit Length = 5.543 km

Start: 16:05 Flag 16:50 End: 16:55

Blancpain GT Series Asia 2017

FREE PRACTICE 2 - SECTOR ANALYSIS



SECTOR 1 = FL to I1, SECTOR 2 = I1 to I2 SECTOR 3 = I2 to I3, SECTOR 4 = I3 to FL, DIFF = Difference To Personal Best Lap, P = Crossed Finish Line in Pit Lane, D = Time Disallowed

1 - D2	OUTLAP	43.353	55.731	48.116					16:08:23.091
2 - D2	31.479	36.521	45.678	42.947	230.2	2:36.626	127.40	28.217	16:10:59.717
3 - D2	27.675	34.501	42.539	36.898	237.8	2:21.613	140.91	13.204	16:13:21.331
4 - D2	28.426	33.686	41.499	IN PIT	234.2	2:25.307	P	137.32	16:15:46.639
5 - D2	OUTLAP	33.710	40.703	35.531		9:40.014	34.40	7:31.605	16:25:26.653
6 - D2	26.150	31.752	39.673	35.302	235.8	2:12.878	150.17	4.469	16:27:39.531
7 - D2	25.803	30.563	38.854	34.483	237.3	2:09.703	153.84	1.294	16:29:49.235
8 - D2	25.659	30.488	38.722	34.380	239.4	2:09.249	(2)	154.38	16:31:58.485
9 - D2	25.518	30.419	38.551	IN PIT	238.4	2:13.384	P	149.60	16:34:11.869
10 - D1	OUTLAP	32.645	38.618	34.491		3:59.479	83.32	1:51.069	16:38:11.348
11 - D1	25.740	30.139	38.632	34.876	239.4	2:09.387	(3)	154.22	16:40:20.735
12 - D1	25.570	30.330	38.093	34.416	240.5	2:08.409	(1)	155.39	16:42:29.145
13 - D1	25.695	31.157	39.064	35.085	240.5	2:11.002		2.593	16:44:40.147
14 - D1	25.775	31.584	39.019	34.940	240.5	2:11.319	151.95	2.909	16:46:51.466
15 - D1	25.543	31.751	39.284	34.663	239.4	2:11.241	152.04	2.832	16:49:02.708
16 - D1	25.758	30.692	38.587	34.399	241.0	2:09.436	154.16	1.027	16:51:12.144

P24 69 Am/Ar CMRT Eurasia

Aston Martin Vantage GT3

IDEAL LAP TIME : 2:08.141

BEST LAP TIME : 2:08.643

DIFFERENCE : 0.501

D1: James Cai MENGTAO D2: Kenneth Lim Juin CHENG

LAP	SECTOR 1	SECTOR 2	SECTOR 3	SECTOR 4	SPEED TRAP	LAP TIME	KPH	DIFF	TIME OF DAY
1 - D2	OUTLAP	39.807	45.834	37.324					16:08:06.411
2 - D2	28.056	34.219	41.752	36.457	229.7	2:20.485	142.04	11.841	16:10:26.896
3 - D2	27.295	33.755	40.966	36.741	236.8	2:18.757	143.81	10.113	16:12:45.654
4 - D2	27.560	33.611	42.889	IN PIT	237.3	2:25.806	P	136.85	16:15:11.461
5 - D2	OUTLAP	36.460	41.794	35.221		4:50.182	68.76	2:41.539	16:20:01.643
6 - D2	26.484	31.474	38.546	34.540	238.4	2:11.044	152.27	2.401	16:22:12.688
7 - D2	26.133	30.887	38.214	34.649	238.9	2:09.883	153.63	1.239	16:24:22.571
8 - D2	25.943	30.475	37.883	34.596	239.4	2:08.897	(2)	154.81	16:26:31.468
9 - D2	25.843	31.158	37.837	34.125	239.4	2:08.963	(3)	154.73	16:28:40.432
10 - D2	26.099	30.369	38.097	34.431	240.5	2:08.997	154.69	0.353	16:30:49.429
11 - D2	25.846	30.336	38.234	34.226	239.4	2:08.643	(1)	155.11	16:32:58.072
12 - D2	26.316	30.551	39.336	IN PIT	238.4	2:17.005	P	145.64	16:35:15.078
13 - D1	OUTLAP	31.615	40.001	36.427		3:50.787	86.46	1:42.144	16:39:05.865
14 - D1	26.468	31.022	40.786	37.112	237.3	2:15.389	147.38	6.745	16:41:21.254
15 - D1	26.476	30.971	39.173	35.747	239.4	2:12.367	150.75	3.724	16:43:33.622
16 - D1	25.969	30.876	39.584	35.398	241.6	2:11.828	151.36	3.184	16:45:45.450
17 - D1	26.405	31.298	39.114	1:04.326	237.8	2:41.144	123.83	32.500	16:48:26.594
18 - D1	26.570	31.266	39.509	36.347	237.3	2:13.692	149.25	5.049	16:50:40.287

P25 89 GT4 HubAuto Racing

Porsche Cayman GT4 Clubsport MR

IDEAL LAP TIME : 2:20.817

BEST LAP TIME : 2:21.202

DIFFERENCE : 0.385

D1: Ringo CHONG D2: Alan YEO

LAP	SECTOR 1	SECTOR 2	SECTOR 3	SECTOR 4	SPEED TRAP	LAP TIME	KPH	DIFF	TIME OF DAY
1 - D1	OUTLAP	41.675	46.479	39.438					16:13:09.253
2 - D1	28.621	35.707	43.515	37.777	217.7	2:25.621	137.03	4.418	16:15:34.874
3 - D1	28.083	36.056	42.590	37.167	216.8	2:23.896	(2)	138.67	16:17:58.771
4 - D1	27.549	34.010	42.090	37.552	216.8	2:21.202	(1)	141.32	16:20:19.973
5 - D1	27.882	34.170	43.723	IN PIT	216.8	2:26.892	P	135.84	16:22:46.866
6 - D2	OUTLAP	39.058	45.811	39.703		4:22.596	75.99	2:01.393	16:27:09.462
7 - D2	28.799	35.976	44.561	38.142	218.1	2:27.479	135.30	6.276	16:29:36.941
8 - D2	28.923	36.376	46.966	39.515	217.7	2:31.780	131.47	10.578	16:32:08.722
9 - D2	28.789	35.287	44.693	38.291	216.0	2:27.061	135.69	5.858	16:34:35.783
10 - D2	29.081	35.617	47.927	42.994	217.3	2:35.619	128.22	14.416	16:37:11.403
11 - D2	28.375	35.300	43.858	38.156	217.3	2:25.690	136.96	4.487	16:39:37.093
12 - D2	28.614	35.284	43.334	37.998	217.3	2:25.231	(3)	137.40	16:42:02.324
13 - D2	30.531	39.775	50.358	IN PIT	197.8	2:47.992	P	118.78	16:44:50.317
14 - D2	OUTLAP	37.739	48.026	41.653		5:32.500	60.01	3:11.297	16:50:22.817

Weather / Track : Cloudy / Dry

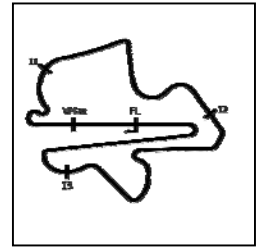
Sepang International Circuit

Circuit Length = 5.543 km

Start: 16:05 Flag 16:50 End: 16:55

Blancpain GT Series Asia 2017

FREE PRACTICE 2 - SECTOR ANALYSIS



SECTOR 1 = FL to I1, SECTOR 2 = I1 to I2 SECTOR 3 = I2 to I3, SECTOR 4 = I3 to FL, DIFF = Difference To Personal Best Lap, P = Crossed Finish Line in Pit Lane, D = Time Disallowed

P26 77 GT4 Craft Bamboo Racing		Porsche Cayman GT4 Clubsport MR							
IDEAL LAP TIME : 2:20.928		BEST LAP TIME : 2:21.246		DIFFERENCE : 0.318					
D1: Frank YU		D2: Jean-Marc MERLIN							
LAP	SECTOR 1	SECTOR 2	SECTOR 3	SECTOR 4	SPEED TRAP	LAP TIME	KPH	DIFF	TIME OF DAY
1 - D1	OUTLAP	42.973	44.794	38.941					16:07:44.699
2 - D1	28.869	36.210	45.368	40.391	217.3	2:30.839	132.29	9.592	16:10:15.538
3 - D1	32.370	44.207	54.532	IN PIT	213.0	2:57.214 P	112.60	35.968	16:13:12.753
4 - D1	OUTLAP	38.580	46.107	IN PIT		8:11.944 P	40.56	5:50.697	16:21:24.697
5 - D1	OUTLAP	39.004	46.137	38.084		9:52.198	33.69	7:30.951	16:31:16.895
6 - D1	29.697	35.261	42.744	37.820	218.1	2:25.522	137.12	4.275	16:33:42.418
7 - D1	28.266	33.821	41.888	38.034	219.0	2:22.010 (2)	140.51	0.763	16:36:04.428
8 - D1	28.111	35.781	45.568	IN PIT	219.0	2:31.721 P	131.52	10.474	16:38:36.150
9 - D2	OUTLAP	36.441	44.057	38.217		5:58.683	55.63	3:37.436	16:44:34.833
10 - D2	28.192	34.414	43.307	39.124	218.6	2:25.038	137.58	3.791	16:46:59.871
11 - D2	27.969	34.995	42.154	37.697	214.2	2:22.816 (3)	139.72	1.569	16:49:22.687
12 - D2	27.723	33.658	41.849	38.016	216.4	2:21.246 (1)	141.27		16:51:43.934

P27 117 INV EKS Motorsport		Porsche Cayman GT4 Clubsport MR							
IDEAL LAP TIME : 2:20.087		BEST LAP TIME : 2:21.465		DIFFERENCE : 1.378					
D1: Swen HERBERGER		D2: Nazim AZMAN							
LAP	SECTOR 1	SECTOR 2	SECTOR 3	SECTOR 4	SPEED TRAP	LAP TIME	KPH	DIFF	TIME OF DAY
1 - D1	OUTLAP	41.135	48.748	40.388					16:11:23.516
2 - D1	28.013	34.151	41.766	37.534	217.3	2:21.465 (1)	141.05		16:13:44.981
3 - D1	27.733	34.191	41.350	39.015	216.8	2:22.289 (3)	140.24	0.824	16:16:07.271
4 - D1	28.453	33.644	41.538	IN PIT	215.5	2:28.059 P	134.77	6.594	16:18:35.331
5 - D1	OUTLAP	34.061	42.240	37.971		4:36.318	72.21	2:14.853	16:23:11.649
6 - D1	27.985	33.997	42.543	37.539	219.9	2:22.065 (2)	140.46	0.600	16:25:33.714
7 - D1	28.205	33.956	44.583	37.754	219.5	2:24.498	138.09	3.033	16:27:58.213
8 - D1	28.128	33.469	42.293	IN PIT	220.4	2:25.471 P	137.17	4.005	16:30:23.684
9 - D2	OUTLAP	33.809	42.290	39.406		3:37.898	91.57	1:16.433	16:34:01.582
10 - D2	28.044	34.113	45.059	37.812	219.0	2:25.029	137.59	3.564	16:36:26.611
11 - D2	28.047	33.660	42.602	38.071	219.5	2:22.381	140.15	0.916	16:38:48.992
12 - D2	28.090	33.985	43.100	IN PIT	219.0	2:26.103 P	136.58	4.638	16:41:15.096
13 - D1	OUTLAP	33.796	42.494	IN PIT		4:02.195 P	82.39	1:40.729	16:45:17.291
14 - D2	OUTLAP	35.586	43.603	IN PIT		3:58.172 P	83.78	1:36.706	16:49:15.463

P28 17 GT4 Taiwan Top Speed Racing Team		Porsche Cayman GT4 Clubsport MR							
IDEAL LAP TIME : 2:21.200		BEST LAP TIME : 2:21.540		DIFFERENCE : 0.340					
D1: Jeremy WANG		D2: Keo CHANG							
LAP	SECTOR 1	SECTOR 2	SECTOR 3	SECTOR 4	SPEED TRAP	LAP TIME	KPH	DIFF	TIME OF DAY
1 - D1	OUTLAP	42.554	48.948	40.161					16:10:50.846
2 - D1	29.139	46.078	45.803	40.038	219.0	2:41.058	123.89	19.518	16:13:31.905
3 - D1	29.263	36.548	47.515	IN PIT	218.1	2:39.344 P	125.23	17.804	16:16:11.250
4 - D1	OUTLAP	39.478	44.753	38.588		4:45.719	69.84	2:24.179	16:20:56.969
5 - D1	28.575	38.357	48.060	IN PIT	217.7	2:38.887 P	125.59	17.346	16:23:35.857
6 - D2	OUTLAP	37.804	46.340	42.112		4:52.986	68.10	2:31.445	16:28:28.843
7 - D2	28.210	34.141	42.703	37.652	219.9	2:22.706 (3)	139.83	1.166	16:30:51.550
8 - D2	27.667	34.028	44.899	39.581	219.5	2:26.176	136.51	4.636	16:33:17.726
9 - D2	28.019	36.152	45.932	38.272	217.7	2:28.375	134.48	6.834	16:35:46.102
10 - D2	28.217	34.017	42.480	37.553	218.6	2:22.268 (2)	140.26	0.727	16:38:08.370
11 - D2	29.530	40.012	43.558	37.960	218.6	2:31.061	132.09	9.520	16:40:39.431
12 - D2	27.909	33.601	42.378	37.652	219.9	2:21.540 (1)	140.98		16:43:00.972
13 - D2	27.881	33.817	43.534	37.836	219.0	2:23.069	139.47	1.528	16:45:24.041
14 - D2	27.991	33.884	45.497	IN PIT	218.6	2:35.218 P	128.55	13.677	16:47:59.260

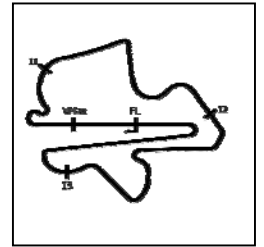
P29 10 GT4 EKS Motorsports		Porsche Cayman GT4 Clubsport MR							
IDEAL LAP TIME : 2:21.152		BEST LAP TIME : 2:21.795		DIFFERENCE : 0.642					
D1: Eric Lo PIU		D2: Byron Tong Siu KAU							
LAP	SECTOR 1	SECTOR 2	SECTOR 3	SECTOR 4	SPEED TRAP	LAP TIME	KPH	DIFF	TIME OF DAY
1 - D2	OUTLAP	40.331	56.112	44.672					16:10:40.401
2 - D2	33.007	39.247	46.006	44.945	208.8	2:43.206	122.26	21.410	16:13:23.607

Weather / Track : Cloudy / Dry

Sepang International Circuit
Circuit Length = 5.543 km
Start: 16:05 Flag 16:50 End: 16:55

Blancpain GT Series Asia 2017

FREE PRACTICE 2 - SECTOR ANALYSIS



SECTOR 1 = FL to I1, SECTOR 2 = I1 to I2 SECTOR 3 = I2 to I3, SECTOR 4 = I3 to FL, DIFF = Difference To Personal Best Lap, P = Crossed Finish Line in Pit Lane, D = Time Disallowed

3 - D2	28.492	38.655	43.892	38.493	219.5	2:29.532	133.44	7.737	16:15:53.140
4 - D2	28.332	33.965	43.295	38.556	218.6	2:24.149 (3)	138.43	2.353	16:18:17.289
5 - D2	28.167	35.743	43.688	IN PIT	218.6	2:36.530 P	127.48	14.735	16:20:53.820
6 - D1	OUTLAP	34.108	43.771	37.584		4:34.432	72.71	2:12.637	16:25:28.252
7 - D1	29.640	34.189	45.571	37.611	219.0	2:27.011	135.73	5.216	16:27:55.264
8 - D1	27.564	33.950	42.760	37.521	219.0	2:21.795 (1)	140.72		16:30:17.060
9 - D1	27.800	34.453	42.176	37.462	218.6	2:21.891 (2)	140.63	0.095	16:32:38.951
10 - D1	27.673	34.358	44.183	IN PIT	218.6	2:34.964 P	128.77	13.169	16:35:13.916
11 - D1	OUTLAP	34.642	43.826	IN PIT		2:57.142 P	112.64	35.346	16:38:11.058
12 - D2	OUTLAP	34.472	44.636	IN PIT		4:08.149 P	80.41	1:46.353	16:42:19.207
13 - D2	OUTLAP	41.663	50.710	37.708		3:06.336	107.09	44.540	16:45:25.543
14 - D2	27.979	37.010	43.297	37.928	219.9	2:26.215	136.47	4.419	16:47:51.758
15 - D2	28.019	34.682	43.917	IN PIT	219.5	2:29.010 P	133.91	7.215	16:50:20.769

P30 11 GT4 TTR Team SARD		Porsche Cayman GT4 Clubsport MR							
IDEAL LAP TIME : 2:22.350		BEST LAP TIME : 2:23.967		DIFFERENCE : 1.617					
D1: Tony Fong Wai SHING		D2: Terrence TSE							
LAP	SECTOR 1	SECTOR 2	SECTOR 3	SECTOR 4	SPEED TRAP	LAP TIME	KPH	DIFF	TIME OF DAY
1 - D2	OUTLAP	40.981	48.721	38.672					16:08:46.538
2 - D2	28.886	35.851	43.008	38.726	217.7	2:26.471	136.23	2.504	16:11:13.010
3 - D2	28.693	34.202	44.129	37.599	214.7	2:24.623 (2)	137.97	0.656	16:13:37.634
4 - D2	28.088	34.107	43.159	46.503	216.8	2:31.857	131.40	7.890	16:16:09.492
5 - D2	29.002	42.533	43.120	37.823	215.5	2:32.478	130.87	8.510	16:18:41.970
6 - D2	29.056	34.403	44.161	37.925	217.3	2:25.545 (3)	137.10	1.577	16:21:07.515
7 - D2	28.800	34.184	42.555	IN PIT	217.3	2:31.249 P	131.93	7.281	16:23:38.764
8 - D1	OUTLAP	35.939	44.785	38.442		4:53.036	68.09	2:29.068	16:28:31.800
9 - D1	28.425	35.114	44.113	39.352	218.1	2:27.005	135.74	3.038	16:30:58.805
10 - D1	29.753	36.000	43.478	39.607	218.1	2:28.838	134.06	4.871	16:33:27.644
11 - D1	28.650	34.438	44.320	39.093	218.1	2:26.501	136.20	2.533	16:35:54.146
12 - D1	29.229	35.144	43.705	38.664	218.1	2:26.742	135.98	2.774	16:38:20.888
13 - D1	28.244	34.526	42.625	38.572	217.3	2:23.967 (1)	138.60		16:40:44.855
14 - D1	32.126	41.094	55.012	IN PIT	201.4	3:02.071 P	109.59	38.104	16:43:46.927
15 - D2	OUTLAP	34.255	45.310	38.851		5:55.496	56.13	3:31.528	16:49:42.423
16 - D2	28.553	34.333	45.002	58.834	216.8	2:46.723	119.68	22.756	16:52:29.146

Weather / Track : Cloudy / Dry

Sepang International Circuit
Circuit Length = 5.543 km
Start: 16:05 Flag 16:50 End: 16:55

Blancpain GT Series Asia 2017

FREE PRACTICE 2 - BEST SPEEDS

POS	NO	NAME	VMAX	KPH
1	75	T2 Motorsport		247.1
2	91	FIST - Team AAI		244.3
3	7	Team WRT		242.6
4	39	Spirit of Race SA		242.6
5	38	Spirit of Race SA		242.6
6	1	FFF Racing Team By ACM		242.6
7	2	FFF Racing Team By ACM		242.6
8	88	Craft Bamboo Racing		242.1
9	99	Craft Bamboo Racing		242.1
10	999	GruppeM		241.6
11	98	Arrows Racing		241.6
12	6	Team Audi R8 LMS Cup		241.6
13	69	CMRT Eurasia		241.6
14	18	KCMG		241.0
15	37	BBT		241.0
16	86	OD Racing Team		241.0
17	90	FIST - Team AAI		241.0
18	66	Vincenzo Sospiri Racing SRL		240.5
19	13	Milestone Racing		240.0
20	12	Clearwater Racing		240.0
21	5	Audi Hong Kong		240.0
22	27	X-One Motorsports Ltd		240.0
23	19	KCMG		239.4
24	888	GruppeM		238.4
25	117	EKS Motorsport		220.4
26	17	Taiwan Top Speed Racing Team		219.9
27	10	EKS Motorsports		219.9
28	77	Craft Bamboo Racing		219.0
29	89	HubAuto Racing		218.1
30	11	TTR Team SARD		218.1

Weather / Track : Cloudy / Dry

Results can be found at www.tsl-timing.com

Sepang International Circuit
Circuit Length = 5.543 km
Start: 16:05 Flag 16:50 End: 16:55

Printed - 16:57 Friday, 07 April 2017

Blancpain GT Series Asia 2017

FREE PRACTICE 2 - BEST SECTORS

SECTOR 1				SECTOR 2			SECTOR 3			SECTOR 4			IDEAL / BEST COMPARISON					
POS	NO	NAME	TIME	NO	NAME	TIME	NO	NAME	TIME	NO	NAME	TIME	POS	NO	NAME	IDEAL	BEST	DIFF
															PERFECT LAP	2:03.111		
1	7	Team WR	24.762	7	Team WR	29.057	18	KCMG	36.254	18	KCMG	33.037	1	18	KCMG	2:03.277	2:03.528	0.251
2	38	Spirit	24.803	39	Spirit	29.099	888	GruppeM	36.311	999	GruppeM	33.134	2	7	Team WRT	2:03.619	2:03.785	0.166
3	18	KCMG	24.834	18	KCMG	29.151	999	GruppeM	36.431	7	Team WR	33.203	3	999	GruppeM	2:03.726	2:04.158	0.431
4	888	GruppeM	24.863	888	GruppeM	29.171	6	Team Au	36.504	38	Spirit	33.293	4	888	GruppeM	2:03.778	2:03.787	0.009
5	39	Spirit	24.904	999	GruppeM	29.182	7	Team WR	36.597	37	BBT	33.293	5	39	Spirit of Race SA	2:03.958	2:04.365	0.407
6	37	BBT	24.944	98	Arrows	29.312	39	Spirit	36.636	39	Spirit	33.318	6	37	BBT	2:04.412	2:04.769	0.357
7	1	FFF Rac	24.958	5	Audi Ho	29.365	13	Milesto	36.665	888	GruppeM	33.433	7	38	Spirit of Race SA	2:04.464	2:05.001	0.537
8	98	Arrows	24.974	66	Vincenz	29.402	1	FFF Rac	36.731	66	Vincenz	33.454	8	13	Milestone Racing	2:04.676	2:04.855	0.179
9	999	GruppeM	24.978	37	BBT	29.407	86	OD Raci	36.764	98	Arrows	33.466	9	5	Audi Hong Kong	2:04.718	2:05.853	1.135
10	75	T2 Moto	24.988	91	FIST -	29.431	37	BBT	36.768	12	Clearwa	33.467	10	66	Vincenzo Sospiri Racing SRL	2:04.727	2:05.334	0.606
11	12	Clearwa	24.994	13	Milesto	29.432	2	FFF Rac	36.818	13	Milesto	33.476	11	98	Arrows Racing	2:04.786	2:04.847	0.061
12	5	Audi Ho	25.006	38	Spirit	29.436	5	Audi Ho	36.854	88	Craft B	33.482	12	86	OD Racing Team	2:04.804	2:05.496	0.692
13	66	Vincenz	25.013	86	OD Raci	29.437	66	Vincenz	36.858	5	Audi Ho	33.492	13	1	FFF Racing Team By ACM	2:04.901	2:05.384	0.483
14	6	Team Au	25.025	12	Clearwa	29.463	91	FIST -	36.930	99	Craft B	33.493	14	91	FIST - Team AAI	2:04.973	2:05.485	0.511
15	99	Craft B	25.058	99	Craft B	29.506	38	Spirit	36.932	91	FIST -	33.511	15	6	Team Audi R8 LMS Cup	2:04.980	2:05.801	0.820
16	86	OD Raci	25.072	1	FFF Rac	29.620	98	Arrows	37.033	86	OD Raci	33.530	16	12	Clearwater Racing	2:05.114	2:05.673	0.559
17	88	Craft B	25.096	88	Craft B	29.643	99	Craft B	37.104	2	FFF Rac	33.557	17	99	Craft Bamboo Racing	2:05.162	2:06.035	0.873
18	91	FIST -	25.101	2	FFF Rac	29.709	12	Clearwa	37.189	1	FFF Rac	33.591	18	2	FFF Racing Team By ACM	2:05.279	2:05.388	0.109
19	13	Milesto	25.102	27	X-One M	29.716	88	Craft B	37.251	6	Team Au	33.684	19	88	Craft Bamboo Racing	2:05.473	2:05.766	0.293
20	2	FFF Rac	25.195	19	KCMG	29.721	27	X-One M	37.577	19	KCMG	33.755	20	19	KCMG	2:06.534	2:06.916	0.382
21	19	KCMG	25.358	6	Team Au	29.767	75	T2 Moto	37.677	27	X-One M	33.835	21	75	T2 Motorsport	2:06.582	2:06.897	0.315
22	27	X-One M	25.509	75	T2 Moto	29.912	19	KCMG	37.699	75	T2 Moto	34.005	22	27	X-One Motorsports Ltd	2:06.637	2:07.164	0.526
23	90	FIST -	25.518	90	FIST -	30.139	69	CMRT Eu	37.837	69	CMRT Eu	34.125	23	90	FIST - Team AAI	2:08.130	2:08.409	0.279
24	69	CMRT Eu	25.843	69	CMRT Eu	30.336	90	FIST -	38.093	90	FIST -	34.380	24	69	CMRT Eurasia	2:08.141	2:08.643	0.501
25	89	HubAuto	27.549	117	EKS Mot	33.469	117	EKS Mot	41.350	89	HubAuto	37.167	25	117	EKS Motorsport	2:20.087	2:21.465	1.378
26	10	EKS Mot	27.564	17	Taiwan	33.601	77	Craft B	41.849	10	EKS Mot	37.462	26	89	HubAuto Racing	2:20.817	2:21.202	0.385
27	17	Taiwan	27.667	77	Craft B	33.658	89	HubAuto	42.090	117	EKS Mot	37.534	27	77	Craft Bamboo Racing	2:20.928	2:21.246	0.318
28	77	Craft B	27.723	10	EKS Mot	33.950	10	EKS Mot	42.176	17	Taiwan	37.553	28	10	EKS Motorsports	2:21.152	2:21.795	0.642
29	117	EKS Mot	27.733	89	HubAuto	34.010	17	Taiwan	42.378	11	TTR Tea	37.599	29	17	Taiwan Top Speed Racing Te	2:21.200	2:21.540	0.340
30	11	TTR Tea	28.088	11	TTR Tea	34.107	11	TTR Tea	42.555	77	Craft B	37.697	30	11	TTR Team SARD	2:22.350	2:23.967	1.617

Weather / Track : Cloudy / Dry

Sepang International Circuit

Circuit Length = 5.543 km

Start: 16:05 Flag 16:50 End: 16:55

Results can be found at www.tsl-timing.com

Printed - 16:56 Friday, 07 April 2017

Blancpain GT Series Asia 2017

FREE PRACTICE 2 - DRIVER STATISTICS

POS	NO	CL	PIC	TEAM / DRIVERS	CAR	LAPS	RACE TIME	%	BEST	ON	KPH
1	18	Pro/Am	1	KCMG (HKG) Sanghwi Rick YOON (HKG) Martin RUMP (EST)	Audi R8 LMS GT3	18	45:00.030				
						6	41:57.702	93.25	2:06.337	14	157.94
						11	23:59.442	53.31	2:03.528	11	161.53
2	7	Pro/Am	2	Team WRT (BEL) Jeffrey LEE (TPE) Will STEVENS (GBR)	Audi R8 LMS GT3	19	46:47.182				
						10	24:45.485	52.92	2:06.678	10	157.52
						8	16:57.213	36.24	2:03.785	13	161.20
3	888	Silver	1	GruppeM (HKG) Tim SUGDEN (GBR) Jules SZYMKOWIAK (NLD)	Mercedes AMG-GT3	9	34:41.206				
						2	31:36.416	91.12	2:06.317	9	157.97
						6	15:39.356	45.14	2:03.787	5	161.20
4	999	Pro/Am	3	GruppeM (HKG) Hunter ABBOTT (GBR) Raffaele MARCIELLO (ITA)	Mercedes AMG-GT3	15	44:41.194				
						8	39:23.197	88.14	2:04.790	15	159.90
						6	15:12.989	34.05	2:04.158	6	160.72
5	39	Pro/Am	4	Spirit of Race SA (CHE) Jiang XIN (CHN) Massimiliano WISER (ITA)	Ferrari 488 GT3	19	44:24.821				
						12	28:24.558	63.97	2:05.844	8	158.56
						6	12:39.374	28.50	2:04.365	18	160.45
6	37	Pro/Am	5	BBT (CHN) Anthony Liu XU (CHN) Davide RIZZO (HKG)	Ferrari 488 GT3	18	43:02.862				
						17	38:27.914	89.35	2:04.769	8	159.93
						0	0.000	0.00		0	
7	98	Pro/Am	6	Arrows Racing (MYS) Phillip MA (HKG) Fairuz FAUZY (MYS)	Porsche 911 GT3R	18	46:28.668				
						0	0.000	0.00		0	
						17	39:41.988	85.42	2:04.847	12	159.83
8	13	Pro/Am	7	Milestone Racing (HKG) Sun JINGZU (CHN) Franky Cheng CONGFU (CHN)	Audi R8 LMS GT3	14	33:03.303				
						7	15:53.249	48.06	2:10.853	12	152.49
						6	15:37.136	47.25	2:04.855	6	159.82
9	38	Pro/Am	8	Spirit of Race SA (CHE) Nasrat MUZAYYIN (SGP) Rui AGUAS (PRT)	Ferrari 488 GT3	17	44:59.813				
						11	27:31.794	61.18	2:12.459	9	150.64
						5	10:34.140	23.49	2:05.001	14	159.63
10	66	Silver	2	Vincenzo Sospiri Racing SRL (ITA) Martin KODRIC (HRV) Sandy STUVIK (THA)	Lamborghini Huracan GT3	18	44:53.746				
						8	17:05.692	38.08	2:05.410	12	159.11
						9	22:38.288	50.42	2:05.334	7	159.21
11	1	Silver	3	FFF Racing Team By ACM (CHN) Aidan READ (AUS) Alberto DI FOLCO (ITA)	Lamborghini Huracan GT3	19	46:28.388				
						11	26:21.184	56.71	2:06.021	10	158.34
						7	14:54.761	32.09	2:05.384	18	159.14
12	2	Pro/Am	9	FFF Racing Team By ACM (CHN) ZHU Junhan (CHN) Ho-Pin TUNG (CHN)	Lamborghini Huracan GT3	15	42:10.363				
						14	35:10.220	83.40	2:05.388	9	159.14
						0	0.000	0.00		0	
13	91	Silver	4	FIST - Team AAI (TPE) Oliver MILLROY (GBR) Jesse KROHN (FIN)	BMW M6 GT3	19	45:01.818				
						9	21:46.116	48.34	2:07.040	9	157.07
						9	18:54.191	41.98	2:05.485	18	159.02
14	86	Silver	5	OD Racing Team (MYS) Mitchell GILBERT (MYS) Aditja PATEL (IND)	Audi R8 LMS GT3	20	46:01.608				
						13	30:24.070	66.05	2:05.496	11	159.00
						6	12:47.942	27.81	2:06.010	16	158.35
15	12	Pro/Am	10	Clearwater Racing (SGP) Richard WEE (SGP) Rob BELL (GBR)	McLaren 650S GT3	19	45:18.588				
						12	29:32.058	65.18	2:07.558	12	156.43
						6	12:46.386	28.19	2:05.673	15	158.78
16	88	Silver	6	Craft Bamboo Racing (HKG) Jules GOUNON (FRA) Joel CAMATHIAS (MCO)	Porsche 911 GT3R	15	47:03.766				
						8	21:53.629	46.52	2:05.766	9	158.66
						6	44:19.465	94.18	2:07.917	14	155.99
17	6	Pro/Am	11	Team Audi R8 LMS Cup (HKG) Alex AU (HKG) Alex YOONG (MYS)	Audi R8 LMS GT3	21	46:48.307				
						15	45:17.493	96.77	2:06.616	15	157.60
						5	13:05.309	27.96	2:05.801	5	158.62
18	5	Silver	7	Audi Hong Kong (HKG) Marchy LEE (HKG) Shaun Thong Wei FUNG (HKG)	Audi R8 LMS GT3	16	41:24.457				
						6	15:41.670	37.90	2:06.787	5	157.38
						9	19:09.136	46.25	2:05.853	14	158.55
19	99	Silver	8	Craft Bamboo Racing (HKG) Darryl O'YOUNG (HKG) Peter Li ZHICONG (CHN)	Porsche 911 GT3R	18	44:58.451				
						8	20:06.419	44.71	2:06.035	8	158.32
						9	19:21.442	43.04	2:06.325	15	157.96

Sepang International Circuit

Circuit Length = 5.543 km

Start: 16:05 Flag 16:50 End: 16:55

Weather / Track : Cloudy / Dry

Blancpain GT Series Asia 2017

FREE PRACTICE 2 - DRIVER STATISTICS

POS	NO	CL	PIC	TEAM / DRIVERS	CAR	LAPS	RACE TIME	%	BEST	ON	KPH
20	75	Am/Am	1	T2 Motorsport (SGP) Teo Bee TAT Gregory (SGP) David TJIPTOBIANTORO (IDN)	Ferrari 488 GT3	17	44:32.959				
						7	15:19.873	34.41	2:07.273	15	156.78
						9	22:53.388	51.38	2:06.897	9	157.25
21	19	Am/Am	2	KCMG (HKG) Naoto TAKEDA (JPN) Taluya SHIRASAKA (JPN)	Audi R8 LMS GT3	19	46:08.196				
						12	28:57.222	62.76	2:07.358	11	156.68
						6	12:47.044	27.71	2:06.916	18	157.22
22	27	Am/Am	3	X-One Motorsports Ltd (CHE) Vincent WONG (HKG) Andrew HARYANTO (IDN)	Lamborghini Huracan GT3	17	42:54.620				
						11	28:49.345	67.17	2:07.164	11	156.92
						5	10:43.583	25.00	2:07.277	14	156.78
23	90	Am/Am	4	FIST - Team AAI (TPE) Jun San CHEN (TPE) Lin YU (CHN)	BMW M6 GT3	16	45:47.890				
						7	44:05.604	96.28	2:08.409	12	155.39
						8	21:24.872	46.76	2:09.249	8	154.38
24	69	Am/Am	5	CMRT Eurasia (SGP) James Cai MENGTAO (CHN) Kenneth Lim Juin CHENG (MYS)	Aston Martin Vantage GT3	18	45:03.490				
						6	13:46.495	30.57	2:11.828	16	151.36
						11	27:07.187	60.19	2:08.643	11	155.11
25	89	GT4	1	HubAuto Racing (TPE) Ringo CHONG (SGP) Alan YEO (AUS)	Porsche Cayman GT4 Clubsport MR	14	39:53.639				
						4	12:17.688	30.82	2:21.202	4	141.32
						9	22:47.905	57.15	2:25.231	12	137.40
26	77	GT4	2	Craft Bamboo Racing (HKG) Frank YU (HKG) Jean-Marc MERLIN (FRA)	Porsche Cayman GT4 Clubsport MR	12	46:34.552				
						7	20:40.729	44.40	2:22.010	7	140.51
						4	9:34.825	20.57	2:21.246	12	141.27
27	117	INV	1	EKS Motorsport (MYS) Swen HERBERGER (DEU) Nazim AZMAN (MYS)	Porsche Cayman GT4 Clubsport MR	14	40:29.335				
						8	32:34.612	80.46	2:21.465	2	141.05
						5	16:03.432	39.66	2:22.381	11	140.15
28	17	GT4	3	Taiwan Top Speed Racing Team (TPE) Jeremy WANG (TPE) Keo CHANG (TPE)	Porsche Cayman GT4 Clubsport MR	14	39:47.091				
						4	13:07.401	32.99	2:41.058	2	123.89
						9	22:08.108	55.64	2:21.540	12	140.98
29	10	GT4	4	EKS Motorsports (MYS) Eric Lo PIU (HKG) Byron Tong Siu KAU (HKG)	Porsche Cayman GT4 Clubsport MR	15	42:29.900				
						6	14:33.917	34.27	2:21.795	8	140.72
						8	23:07.145	54.40	2:24.149	4	138.43
30	11	GT4	5	TTR Team SARD (HKG) Tony Fong Wai SHING (HKG) Terrence TSE (HKG)	Porsche Cayman GT4 Clubsport MR	16	46:18.310				
						7	17:42.000	38.22	2:23.967	13	138.60
						8	22:39.241	48.92	2:24.623	3	137.97

Weather / Track : Cloudy / Dry

Sepang International Circuit
Circuit Length = 5.543 km
Start: 16:05 Flag 16:50 End: 16:55

Blancpain GT Series Asia 2017

FREE PRACTICE 2 - PIT STOP ANALYSIS

STOP	IN TIME	DRIVER IN	STINT TIME	STOP TIME	TOTAL STOP TIME	OUT TIME	DRIVER OUT
1 -	16:07:36.049	Sanghwi Rick YOON	2:25.153	1:30.628	1:30.628	16:09:06.677	Martin RUMP
2 -	16:17:44.223	Martin RUMP	8:37.546	1:21.613	2:52.241	16:19:05.836	Martin RUMP
3 -	16:34:27.732	Martin RUMP	15:21.896	3:02.328	5:54.569	16:37:30.060	Sanghwi Rick YOON
-	Finish	Sanghwi Rick YOON	12:40.866				

STOP	IN TIME	DRIVER IN	STINT TIME	STOP TIME	TOTAL STOP TIME	OUT TIME	DRIVER OUT
1 -	16:12:23.801	Jeffrey LEE	7:06.678	2:05.437	2:05.437	16:14:29.238	Jeffrey LEE
2 -	16:32:08.045	Jeffrey LEE	17:38.807	1:59.790	4:05.227	16:34:07.835	Will STEVENS
3 -	16:44:44.631	Will STEVENS	10:36.796	59.257	5:04.484	16:45:43.888	Will STEVENS
4 -	16:52:04.305	Will STEVENS					

STOP	IN TIME	DRIVER IN	STINT TIME	STOP TIME	TOTAL STOP TIME	OUT TIME	DRIVER OUT
1 -	16:08:46.015	Jules SZYMKOWIAK	2:15.476	5:19.333	5:19.333	16:14:05.348	Jules SZYMKOWIAK
2 -	16:16:45.632	Jules SZYMKOWIAK	2:40.284	6:24.500	11:43.833	16:23:10.132	Jules SZYMKOWIAK
3 -	16:33:53.728	Jules SZYMKOWIAK	10:43.596	3:04.790	14:48.623	16:36:58.518	Tim SUGDEN
-	Finish	Tim SUGDEN	4:13.227				

STOP	IN TIME	DRIVER IN	STINT TIME	STOP TIME	TOTAL STOP TIME	OUT TIME	DRIVER OUT
1 -	16:08:10.178	Raffaele MARCIELLO	2:28.041	7:08.449	7:08.449	16:15:18.627	Raffaele MARCIELLO
2 -	16:28:03.575	Raffaele MARCIELLO	12:44.948	5:17.997	12:26.446	16:33:21.572	Hunter ABBOTT
-	Finish	Hunter ABBOTT	17:01.759				

STOP	IN TIME	DRIVER IN	STINT TIME	STOP TIME	TOTAL STOP TIME	OUT TIME	DRIVER OUT
1 -	16:17:54.892	Jiang XIN	11:22.850	1:27.947	1:27.947	16:19:22.839	Jiang XIN
2 -	16:36:24.547	Jiang XIN	17:01.708	1:52.942	3:20.889	16:38:17.489	Massimiliano WISER
-	Finish	Massimiliano WISER	12:39.374				

STOP	IN TIME	DRIVER IN	STINT TIME	STOP TIME	TOTAL STOP TIME	OUT TIME	DRIVER OUT
1 -	16:19:20.097	Anthony Liu XU	13:06.110	1:31.516	1:31.516	16:20:51.613	Anthony Liu XU
2 -	16:35:37.116	Anthony Liu XU	14:45.503	1:31.675	3:03.191	16:37:08.791	Anthony Liu XU
3 -	16:41:22.424	Anthony Liu XU	4:13.633	1:31.757	4:34.948	16:42:54.181	Anthony Liu XU
4 -	16:49:16.849	Anthony Liu XU					

STOP	IN TIME	DRIVER IN	STINT TIME	STOP TIME	TOTAL STOP TIME	OUT TIME	DRIVER OUT
1 -	16:12:39.587	Fairuz FAUZY	7:11.321	1:53.195	1:53.195	16:14:32.782	Fairuz FAUZY
2 -	16:27:46.784	Fairuz FAUZY	13:14.002	3:23.138	5:16.333	16:31:09.922	Fairuz FAUZY
3 -	16:46:15.395	Fairuz FAUZY	15:05.473	1:30.347	6:46.680	16:47:45.742	Fairuz FAUZY
-	Finish	Fairuz FAUZY	4:11.192				

Weather / Track : Cloudy / Dry

Sepang International Circuit
Circuit Length = 5.543 miles
Start: 16:05 Flag 16:50 End: 16:55

Blancpain GT Series Asia 2017

FREE PRACTICE 2 - PIT STOP ANALYSIS

P8	13 Pro/An	Milestone Racing	Audi R8 LMS GT3				
D1: Sun JINGZU	Total Stint: 7 Laps - 15:53.249 (48.06%)		Best Lap: 2:10.853 On Lap 12 @ 152.49 kph				
D2: Franky Cheng CONGFU	Total Stint: 6 Laps - 15:37.136 (47.25%)		Best Lap: 2:04.855 On Lap 6 @ 159.82 kph				
STOP	IN TIME	DRIVER IN	STINT TIME	STOP TIME	TOTAL STOP TIME	OUT TIME	DRIVER OUT
1 -	16:32:53.672	Franky Cheng CONGFU	15:37.136	1:32.918	1:32.918	16:34:26.590	Sun JINGZU
-	Finish	Sun JINGZU	15:53.249				
P9	38 Pro/An	Spirit of Race SA	Ferrari 488 GT3				
D1: Nasrat MUZAYYIN	Total Stint: 11 Laps - 27:31.794 (61.18%)		Best Lap: 2:12.459 On Lap 9 @ 150.64 kph				
D2: Rui AGUAS	Total Stint: 5 Laps - 10:34.140 (23.49%)		Best Lap: 2:05.001 On Lap 14 @ 159.63 kph				
STOP	IN TIME	DRIVER IN	STINT TIME	STOP TIME	TOTAL STOP TIME	OUT TIME	DRIVER OUT
1 -	16:14:41.233	Nasrat MUZAYYIN	9:21.892	2:39.445	2:39.445	16:17:20.678	Nasrat MUZAYYIN
2 -	16:31:01.575	Nasrat MUZAYYIN	13:40.897	1:44.846	4:24.291	16:32:46.421	Nasrat MUZAYYIN
3 -	16:37:15.426	Nasrat MUZAYYIN	4:29.005	1:26.365	5:50.656	16:38:41.791	Rui AGUAS
4 -	16:45:02.446	Rui AGUAS	6:20.655	1:03.223	6:53.879	16:46:05.669	Rui AGUAS
-	Finish	Rui AGUAS	4:13.485				
P10	66 Silver	Vincenzo Sospiri Racing SRL	Lamborghini Huracan GT3				
D1: Martin KODRIC	Total Stint: 8 Laps - 17:05.692 (38.08%)		Best Lap: 2:05.410 On Lap 12 @ 159.11 kph				
D2: Sandy STUVIK	Total Stint: 9 Laps - 22:38.288 (50.42%)		Best Lap: 2:05.334 On Lap 7 @ 159.21 kph				
STOP	IN TIME	DRIVER IN	STINT TIME	STOP TIME	TOTAL STOP TIME	OUT TIME	DRIVER OUT
1 -	16:15:44.972	Sandy STUVIK	9:36.221	1:26.723	1:26.723	16:17:11.695	Sandy STUVIK
2 -	16:30:13.762	Sandy STUVIK	13:02.067	3:43.043	5:09.766	16:33:56.805	Martin KODRIC
-	Finish	Martin KODRIC	17:05.692				
P11	1 Silver	FFF Racing Team By ACM	Lamborghini Huracan GT3				
D1: Aidan READ	Total Stint: 11 Laps - 26:21.184 (56.71%)		Best Lap: 2:06.021 On Lap 10 @ 158.34 kph				
D2: Alberto DI FOLCO	Total Stint: 7 Laps - 14:54.761 (32.09%)		Best Lap: 2:05.384 On Lap 18 @ 159.14 kph				
STOP	IN TIME	DRIVER IN	STINT TIME	STOP TIME	TOTAL STOP TIME	OUT TIME	DRIVER OUT
1 -	16:23:26.326	Aidan READ	17:51.801	1:34.551	1:34.551	16:25:00.877	Aidan READ
2 -	16:33:30.260	Aidan READ	8:29.383	3:37.892	5:12.443	16:37:08.152	Alberto DI FOLCO
-	Finish	Alberto DI FOLCO	14:54.761				
P12	2 Pro/An	FFF Racing Team By ACM	Lamborghini Huracan GT3				
D1: ZHU Junhan	Total Stint: 14 Laps - 35:10.220 (83.4%)		Best Lap: 2:05.388 On Lap 9 @ 159.14 kph				
D2: Ho-Pin TUNG	Total Stint: 0 Laps						
STOP	IN TIME	DRIVER IN	STINT TIME	STOP TIME	TOTAL STOP TIME	OUT TIME	DRIVER OUT
1 -	16:16:17.376	ZHU Junhan	10:26.584	3:51.677	3:51.677	16:20:09.053	ZHU Junhan
2 -	16:33:12.317	ZHU Junhan	13:03.264	3:08.466	7:00.143	16:36:20.783	ZHU Junhan
3 -	16:48:01.155	ZHU Junhan					
P13	91 Silver	FIST - Team AAI	BMW M6 GT3				
D1: Oliver MILLROY	Total Stint: 9 Laps - 21:46.116 (48.34%)		Best Lap: 2:07.040 On Lap 9 @ 157.07 kph				
D2: Jesse KROHN	Total Stint: 9 Laps - 18:54.191 (41.98%)		Best Lap: 2:05.485 On Lap 18 @ 159.02 kph				
STOP	IN TIME	DRIVER IN	STINT TIME	STOP TIME	TOTAL STOP TIME	OUT TIME	DRIVER OUT
1 -	16:27:01.383	Oliver MILLROY	21:46.116	2:29.810	2:29.810	16:29:31.193	Jesse KROHN
2 -	16:40:04.088	Jesse KROHN	10:32.895	1:51.701	4:21.511	16:41:55.789	Jesse KROHN
-	Finish	Jesse KROHN	8:21.296				
P14	86 Silver	OD Racing Team	Audi R8 LMS GT3				
D1: Mitchell GILBERT	Total Stint: 13 Laps - 30:24.070 (66.05%)		Best Lap: 2:05.496 On Lap 11 @ 159.00 kph				
D2: Aditja PATEL	Total Stint: 6 Laps - 12:47.942 (27.81%)		Best Lap: 2:06.010 On Lap 16 @ 158.35 kph				
STOP	IN TIME	DRIVER IN	STINT TIME	STOP TIME	TOTAL STOP TIME	OUT TIME	DRIVER OUT
1 -	16:36:20.761	Mitchell GILBERT	30:24.070	2:49.596	2:49.596	16:39:10.357	Aditja PATEL
-	Finish	Aditja PATEL	12:47.942				
P15	12 Pro/An	Clearwater Racing	McLaren 650S GT3				
D1: Richard WEE	Total Stint: 12 Laps - 29:32.058 (65.18%)		Best Lap: 2:07.558 On Lap 12 @ 156.43 kph				
D2: Rob BELL	Total Stint: 6 Laps - 12:46.386 (28.19%)		Best Lap: 2:05.673 On Lap 15 @ 158.78 kph				
STOP	IN TIME	DRIVER IN	STINT TIME	STOP TIME	TOTAL STOP TIME	OUT TIME	DRIVER OUT
1 -	16:10:40.095	Richard WEE	4:51.772	1:30.898	1:30.898	16:12:10.993	Richard WEE

Weather / Track : Cloudy / Dry

Sepang International Circuit
Circuit Length = 5.543 miles
Start: 16:05 Flag 16:50 End: 16:55

Blancpain GT Series Asia 2017

FREE PRACTICE 2 - PIT STOP ANALYSIS

2- 16:36:51.279 Richard WEE 24:40.286 1:29.246 3:00.144 16:38:20.525 Rob BELL
 - Finish Rob BELL 12:46.386

P16 88 Silver		Craft Bamboo Racing		Porsche 911 GT3R			
D1: Jules GOUNON		Total Stint: 8 Laps - 21:53.629 (46.52%)		Best Lap: 2:05.766 On Lap 9 @ 158.66 kph			
D2: Joel CAMATHIAS		Total Stint: 6 Laps - 44:19.465 (94.18%)		Best Lap: 2:07.917 On Lap 14 @ 155.99 kph			
STOP	IN TIME	DRIVER IN	STINT TIME	STOP TIME	TOTAL STOP TIME	OUT TIME	DRIVER OUT
1-	16:09:48.271	Joel CAMATHIAS	4:40.900	7:12.564	7:12.564	16:17:00.835	Jules GOUNON
2-	16:27:53.662	Jules GOUNON	10:52.827	4:32.930	11:45.494	16:32:26.592	Jules GOUNON
3-	16:38:46.494	Jules GOUNON	6:19.902	2:44.301	14:29.795	16:41:30.795	Joel CAMATHIAS
-	Finish	Joel CAMATHIAS	10:40.342				

P17 6 Pro/An		Team Audi R8 LMS Cup		Audi R8 LMS GT3			
D1: Alex AU		Total Stint: 15 Laps - 45:17.493 (96.77%)		Best Lap: 2:06.616 On Lap 15 @ 157.60 kph			
D2: Shaun YOONG		Total Stint: 5 Laps - 13:05.309 (27.96%)		Best Lap: 2:05.801 On Lap 5 @ 158.62 kph			
STOP	IN TIME	DRIVER IN	STINT TIME	STOP TIME	TOTAL STOP TIME	OUT TIME	DRIVER OUT
1-	16:18:17.329	Alex YOONG	13:05.309	1:30.814	1:30.814	16:19:48.143	Alex AU
-	Finish	Alex AU	32:12.184				

P18 5 Silver		Audi Hong Kong		Audi R8 LMS GT3			
D1: Marchy LEE		Total Stint: 6 Laps - 15:41.670 (37.9%)		Best Lap: 2:06.787 On Lap 5 @ 157.38 kph			
D2: Shaun Thong Wei FUNG		Total Stint: 9 Laps - 19:09.136 (46.25%)		Best Lap: 2:05.853 On Lap 14 @ 158.55 kph			
STOP	IN TIME	DRIVER IN	STINT TIME	STOP TIME	TOTAL STOP TIME	OUT TIME	DRIVER OUT
1-	16:20:55.853	Marchy LEE	15:41.670	1:41.365	1:41.365	16:22:37.218	Shaun Thong Wei FUNG
2-	16:33:18.327	Shaun Thong Wei FUNG	10:41.109	4:52.286	6:33.651	16:38:10.613	Shaun Thong Wei FUNG
3-	16:46:38.640	Shaun Thong Wei FUNG					

P19 99 Silver		Craft Bamboo Racing		Porsche 911 GT3R			
D1: Darryl O'YOUNG		Total Stint: 8 Laps - 20:06.419 (44.71%)		Best Lap: 2:06.035 On Lap 8 @ 158.32 kph			
D2: Peter Li ZHICONG		Total Stint: 9 Laps - 19:21.442 (43.04%)		Best Lap: 2:06.325 On Lap 15 @ 157.96 kph			
STOP	IN TIME	DRIVER IN	STINT TIME	STOP TIME	TOTAL STOP TIME	OUT TIME	DRIVER OUT
1-	16:13:23.541	Darryl O'YOUNG	7:04.781	2:37.474	2:37.474	16:16:01.015	Darryl O'YOUNG
2-	16:29:02.653	Darryl O'YOUNG	13:01.638	2:53.116	5:30.590	16:31:55.769	Peter Li ZHICONG
3-	16:51:17.211	Peter Li ZHICONG					

P20 75 Am/An		T2 Motorsport		Ferrari 488 GT3			
D1: Teo Bee TAT Gregory		Total Stint: 7 Laps - 15:19.873 (34.41%)		Best Lap: 2:07.273 On Lap 15 @ 156.78 kph			
D2: David TJIPTOBIANTORO		Total Stint: 9 Laps - 22:53.388 (51.38%)		Best Lap: 2:06.897 On Lap 9 @ 157.25 kph			
STOP	IN TIME	DRIVER IN	STINT TIME	STOP TIME	TOTAL STOP TIME	OUT TIME	DRIVER OUT
1-	16:19:24.139	David TJIPTOBIANTOR	13:53.984	1:48.122	1:48.122	16:21:12.261	David TJIPTOBIANTOR
2-	16:30:11.665	David TJIPTOBIANTOR	8:59.404	4:31.576	6:19.698	16:34:43.241	Teo Bee TAT Gregory
-	Finish	Teo Bee TAT Gregory	15:19.873				

P21 19 Am/An		KCMG		Audi R8 LMS GT3			
D1: Naoto TAKEDA		Total Stint: 12 Laps - 28:57.222 (62.76%)		Best Lap: 2:07.358 On Lap 11 @ 156.68 kph			
D2: Tatuya SHIRASAKA		Total Stint: 6 Laps - 12:47.044 (27.71%)		Best Lap: 2:06.916 On Lap 18 @ 157.22 kph			
STOP	IN TIME	DRIVER IN	STINT TIME	STOP TIME	TOTAL STOP TIME	OUT TIME	DRIVER OUT
1-	16:32:12.466	Naoto TAKEDA	26:40.522	1:29.546	1:29.546	16:33:42.012	Naoto TAKEDA
2-	16:35:58.712	Naoto TAKEDA	2:16.700	2:54.384	4:23.930	16:38:53.096	Tatuya SHIRASAKA
-	Finish	Tatuya SHIRASAKA	12:47.044				

P22 27 Am/An		X-One Motorsports Ltd		Lamborghini Huracan GT3			
D1: Vincent WONG		Total Stint: 11 Laps - 28:49.345 (67.17%)		Best Lap: 2:07.164 On Lap 11 @ 156.92 kph			
D2: Andrew HARYANTO		Total Stint: 5 Laps - 10:43.583 (25%)		Best Lap: 2:07.277 On Lap 14 @ 156.78 kph			
STOP	IN TIME	DRIVER IN	STINT TIME	STOP TIME	TOTAL STOP TIME	OUT TIME	DRIVER OUT
1-	16:18:26.574	Vincent WONG	11:09.063	1:19.034	1:19.034	16:19:45.608	Vincent WONG
2-	16:37:25.890	Vincent WONG	17:40.282	2:02.658	3:21.692	16:39:28.548	Andrew HARYANTO
-	Finish	Andrew HARYANTO	10:43.583				

Weather / Track : Cloudy / Dry

Sepang International Circuit
 Circuit Length = 5.543 miles
 Start: 16:05 Flag 16:50 End: 16:55

Blancpain GT Series Asia 2017

FREE PRACTICE 2 - PIT STOP ANALYSIS

P23	90 Am/Arr	FIST - Team AAI	BMW M6 GT3
D1: Jun San CHEN	Total Stint: 7 Laps	- 44:05.604 (96.28%)	Best Lap: 2:08.409 On Lap 12 @ 155.39 kph
D2: Lin YU	Total Stint: 8 Laps	- 21:24.872 (46.76%)	Best Lap: 2:09.249 On Lap 8 @ 154.38 kph

STOP	IN TIME	DRIVER IN	STINT TIME	STOP TIME	TOTAL STOP TIME	OUT TIME	DRIVER OUT
1 -	16:15:46.639	Lin YU	10:22.385	7:22.743	7:22.743	16:23:09.382	Lin YU
2 -	16:34:11.869	Lin YU	11:02.487	1:42.286	9:05.029	16:35:54.155	Jun San CHEN
-	Finish	Jun San CHEN	15:17.989				

P24	69 Am/Arr	CMRT Eurasia	Aston Martin Vantage GT3
D1: James Cai MENGTAO	Total Stint: 6 Laps	- 13:46.495 (30.57%)	Best Lap: 2:11.828 On Lap 16 @ 151.36 kph
D2: Kenneth Lim Juin CHENG	Total Stint: 11 Laps	- 22:47.905 (60.19%)	Best Lap: 2:08.643 On Lap 11 @ 155.11 kph

STOP	IN TIME	DRIVER IN	STINT TIME	STOP TIME	TOTAL STOP TIME	OUT TIME	DRIVER OUT
1 -	16:15:11.461	Kenneth Lim Juin CHEN	9:34.664	2:31.094	2:31.094	16:17:42.555	Kenneth Lim Juin CHEN
2 -	16:35:15.078	Kenneth Lim Juin CHEN	17:32.523	1:38.714	4:09.808	16:36:53.792	James Cai MENGTAO
-	Finish	James Cai MENGTAO	13:46.495				

P25	89 GT4	HubAuto Racing	Porsche Cayman GT4 Clubsport MR
D1: Ringo CHONG	Total Stint: 4 Laps	- 12:17.688 (30.82%)	Best Lap: 2:21.202 On Lap 4 @ 141.32 kph
D2: Alan YEO	Total Stint: 9 Laps	- 22:47.905 (57.15%)	Best Lap: 2:25.231 On Lap 12 @ 137.40 kph

STOP	IN TIME	DRIVER IN	STINT TIME	STOP TIME	TOTAL STOP TIME	OUT TIME	DRIVER OUT
1 -	16:22:46.866	Ringo CHONG	12:17.688	1:50.152	1:50.152	16:24:37.018	Alan YEO
2 -	16:44:50.317	Alan YEO	20:13.299	2:57.894	4:48.046	16:47:48.211	Alan YEO
-	Finish	Alan YEO	2:34.606				

P26	77 GT4	Craft Bamboo Racing	Porsche Cayman GT4 Clubsport MR
D1: Frank YU	Total Stint: 7 Laps	- 20:40.729 (44.4%)	Best Lap: 2:22.010 On Lap 7 @ 140.51 kph
D2: Jean-Marc MERLIN	Total Stint: 4 Laps	- 9:34.825 (20.57%)	Best Lap: 2:21.246 On Lap 12 @ 141.27 kph

STOP	IN TIME	DRIVER IN	STINT TIME	STOP TIME	TOTAL STOP TIME	OUT TIME	DRIVER OUT
1 -	16:13:12.753	Frank YU	8:03.371	5:28.926	5:28.926	16:18:41.679	Frank YU
2 -	16:21:24.697	Frank YU	2:43.018	7:17.113	12:46.039	16:28:41.810	Frank YU
3 -	16:38:36.150	Frank YU	9:54.340	3:32.959	16:18.998	16:42:09.109	Jean-Marc MERLIN
-	Finish	Jean-Marc MERLIN	9:34.825				

P27	117 INV	EKS Motorsport	Porsche Cayman GT4 Clubsport MR
D1: Swen HERBERGER	Total Stint: 8 Laps	- 32:34.612 (80.46%)	Best Lap: 2:21.465 On Lap 2 @ 141.05 kph
D2: Nazim AZMAN	Total Stint: 5 Laps	- 16:03.432 (39.66%)	Best Lap: 2:22.381 On Lap 11 @ 140.15 kph

STOP	IN TIME	DRIVER IN	STINT TIME	STOP TIME	TOTAL STOP TIME	OUT TIME	DRIVER OUT
1 -	16:18:35.331	Swen HERBERGER	9:49.203	2:15.543	2:15.543	16:20:50.874	Swen HERBERGER
2 -	16:30:23.684	Swen HERBERGER	9:32.810	1:17.545	3:33.088	16:31:41.229	Nazim AZMAN
3 -	16:41:15.096	Nazim AZMAN	9:33.867	1:41.008	5:14.096	16:42:56.104	Swen HERBERGER
4 -	16:45:17.291	Swen HERBERGER	2:21.187	1:30.802	6:44.898	16:46:48.093	Nazim AZMAN
5 -	16:49:15.463	Nazim AZMAN					

P28	17 GT4	Taiwan Top Speed Racing Team	Porsche Cayman GT4 Clubsport MR
D1: Jeremy WANG	Total Stint: 4 Laps	- 13:07.401 (32.99%)	Best Lap: 2:41.058 On Lap 2 @ 123.89 kph
D2: Keo CHANG	Total Stint: 9 Laps	- 22:08.108 (55.64%)	Best Lap: 2:21.540 On Lap 12 @ 140.98 kph

STOP	IN TIME	DRIVER IN	STINT TIME	STOP TIME	TOTAL STOP TIME	OUT TIME	DRIVER OUT
1 -	16:16:11.250	Jeremy WANG	7:59.081	2:16.287	2:16.287	16:18:27.537	Jeremy WANG
2 -	16:23:35.857	Jeremy WANG	5:08.320	2:15.295	4:31.582	16:25:51.152	Keo CHANG
3 -	16:47:59.260	Keo CHANG					

P29	10 GT4	EKS Motorsports	Porsche Cayman GT4 Clubsport MR
D1: Eric Lo PIU	Total Stint: 6 Laps	- 14:33.917 (34.27%)	Best Lap: 2:21.795 On Lap 8 @ 140.72 kph
D2: Byron Tong Siu KAU	Total Stint: 8 Laps	- 23:07.145 (54.4%)	Best Lap: 2:24.149 On Lap 4 @ 138.43 kph

STOP	IN TIME	DRIVER IN	STINT TIME	STOP TIME	TOTAL STOP TIME	OUT TIME	DRIVER OUT
1 -	16:20:53.820	Byron Tong Siu KAU	13:02.951	2:13.806	2:13.806	16:23:07.626	Eric Lo PIU
2 -	16:35:13.916	Eric Lo PIU	12:06.290	29.515	2:43.321	16:35:43.431	Eric Lo PIU
3 -	16:38:11.058	Eric Lo PIU	2:27.627	1:36.338	4:19.659	16:39:47.396	Byron Tong Siu KAU
4 -	16:42:19.207	Byron Tong Siu KAU	2:31.811	29.179	4:48.838	16:42:48.386	Byron Tong Siu KAU
5 -	16:50:20.769	Byron Tong Siu KAU					

Weather / Track : Cloudy / Dry

Sepang International Circuit
Circuit Length = 5.543 miles
Start: 16:05 Flag 16:50 End: 16:55

Blancpain GT Series Asia 2017

FREE PRACTICE 2 - PIT STOP ANALYSIS

STOP	IN TIME	DRIVER IN	STINT TIME	STOP TIME	TOTAL STOP TIME	OUT TIME	DRIVER OUT
1 -	16:23:38.764	Terrence TSE	17:27.928	2:26.163	2:26.163	16:26:04.927	Tony Fong Wai SHING
2 -	16:43:46.927	Tony Fong Wai SHING	17:42.000	3:30.906	5:57.069	16:47:17.833	Terrence TSE
-	Finish	Terrence TSE	5:11.313				

P30 11 GT4

D1: Tony Fong Wai SHING
D2: Terrence TSE

TTR Team SARD

Total Stint: 7 Laps - 17:42.000 (38.22%)
Total Stint: 8 Laps - 22:39.241 (48.92%)

Porsche Cayman GT4 Clubsport MR

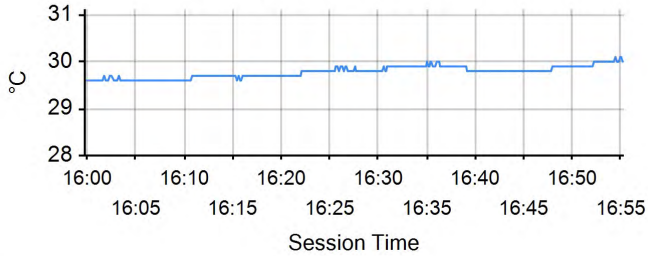
Best Lap: 2:23.967 On Lap 13 @ 138.60 kph
Best Lap: 2:24.623 On Lap 3 @ 137.97 kph

Blancpain GT Series Asia 2017

FREE PRACTICE 2 - WEATHER CONDITIONS

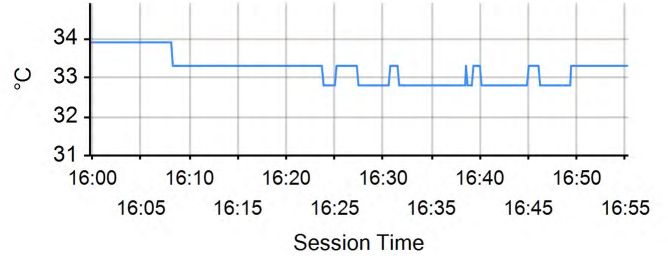
Air Temperature

Min: 29.6°C Max: 30.1°C



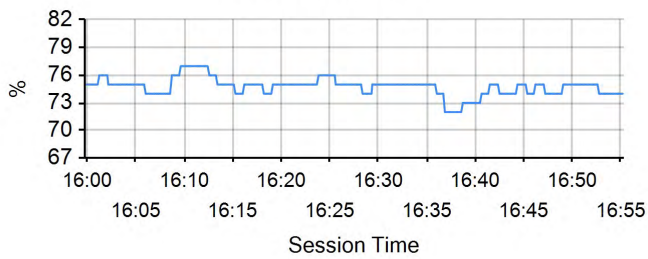
Track Temperature

Min: 32.8°C Max: 33.9°C



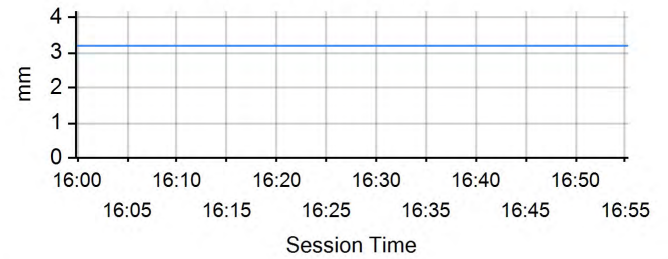
Humidity

Min: 72% Max: 77%



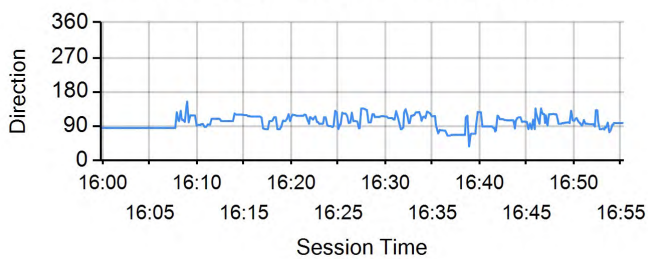
Daily Rainfall

Min: 3.2mm Max: 3.2mm



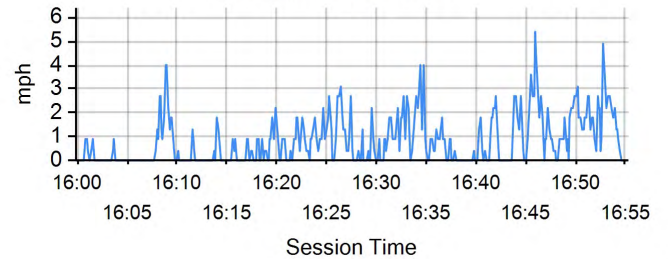
Wind Direction

North = 0/360, East = 90, South = 180, West = 270



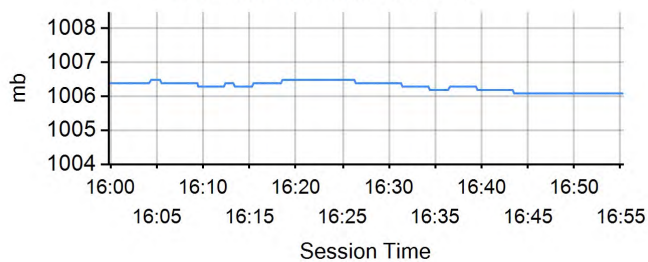
Wind Speed

Min: 0mph Max: 5.4mph



Barometric Pressure

Min: 1006.1mb Max: 1006.5mb



Weather / Track : Cloudy / Dry

Results can be found at www.tsl-timing.com

Sepang International Circuit
Circuit Length = 5.543 miles
Start: 16:05 Flag 16:50 End: 16:55

Printed - 16:58 Friday, 07 April 2017

Blancpain GT Series Asia 2017

FREE PRACTICE 3 - CLASSIFICATION

POS	NO	CL	PIC	TEAM / DRIVERS	CAR	TIME	ON	LAPS	GAP	DIFF	KPH
1	999	Pro/Am	1	GruppeM Racing Team (HKG) Hunter ABBOTT (GBR) / Raffaele MARCIELLO (ITA)	Mercedes AMG-GT3	2:03.328	5	8			161.80
2	888	Silver	1	GruppeM Racing Team (HKG) Tim SUGDEN (GBR) / Jules SZYMKOWIAK (NLD)	Mercedes AMG-GT3	2:03.876	8	11	0.547	0.547	161.08
3	39	Pro/Am	2	Spirit of Race SA (CHE) Jiang XIN (CHN) / Massimiliano WISER (ITA)	Ferrari 488 GT3	2:03.948	10	11	0.620	0.072	160.99
4	38	Pro/Am	3	Spirit of Race SA (CHE) Nasrat MUZAYYIN (SGP) / Rui AGUAS (PRT)	Ferrari 488 GT3	2:03.970	8	10	0.641	0.021	160.96
5	2	Pro/Am	4	FFF Racing Team By ACM (CHN) ZHU Junhan (CHN) / Ho-Pin TUNG (CHN)	Lamborghini Huracan GT3	2:04.059	5	9	0.731	0.089	160.84
6	37	Pro/Am	5	BBT (CHN) Anthony Liu XU (CHN) / Davide RIZZO (HKG)	Ferrari 488 GT3	2:04.239	7	10	0.910	0.179	160.61
7	86	Silver	2	OD Racing Team (MYS) Mitchell GILBERT (MYS) / Aditja PATEL (IND)	Audi R8 LMS GT3	2:04.246	7	8	0.917	0.007	160.60
8	18	Pro/Am	6	KCMG (HKG) Sanghwi Rick YOON (HKG) / Martin RUMP (EST)	Audi R8 LMS GT3	2:04.304	6	11	0.975	0.058	160.53
9	6	Pro/Am	7	Team Audi R8 LMS Cup (HKG) Alex AU (HKG) / Alex YOONG (MYS)	Audi R8 LMS GT3	2:04.407	6	12	1.078	0.102	160.39
10	5	Silver	3	Audi Hong Kong (HKG) Marchy LEE (HKG) / Shaun Thong Wei FUNG (HKG)	Audi R8 LMS GT3	2:04.538	8	12	1.209	0.131	160.23
11	66	Silver	4	Vincenzo Sospiri Racing SRL (ITA) Martin KODRIC (HRV) / Sandy STUVIK (THA)	Lamborghini Huracan GT3	2:04.719	8	10	1.390	0.181	159.99
12	91	Silver	5	FIST - Team AAI (TPE) Oliver MILLROY (GBR) / Jesse KROHN (FIN)	BMW M6 GT3	2:04.881	7	11	1.552	0.161	159.79
13	7	Pro/Am	8	Team WRT (BEL) Jeffrey LEE (TPE) / Will STEVENS (GBR)	Audi R8 LMS GT3	2:04.921	10	10	1.592	0.039	159.73
14	88	Silver	6	Craft Bamboo Racing (HKG) Jules GOUNON (FRA) / Joel CAMATHIAS (MCO)	Porsche 911 GT3R	2:05.117	9	10	1.788	0.196	159.48
15	99	Silver	7	Craft Bamboo Racing (HKG) Darryl O'YOUNG (HKG) / Peter Li ZHICONG (CHN)	Porsche 911 GT3R	2:05.284	9	10	1.956	0.167	159.27
16	19	Am/Am	1	KCMG (HKG) Naoto TAKEDA (JPN) / Takuya SHIRASAKA (JPN)	Audi R8 LMS GT3	2:05.388	5	11	2.059	0.103	159.14
17	1	Silver	8	FFF Racing Team By ACM (CHN) Aidan READ (AUS) / Alberto DI FOLCO (ITA)	Lamborghini Huracan GT3	2:05.571	10	11	2.242	0.183	158.91
18	98	Pro/Am	9	Arrows Racing (MYS) Philip MA (HKG) / Fairuz FAUZY (MYS)	Porsche 911 GT3R	2:05.827	3	10	2.498	0.255	158.58
19	12	Pro/Am	10	Clearwater Racing (SGP) Richard WEE (SGP) / Rob BELL (GBR)	McLaren 650S GT3	2:06.100	10	10	2.771	0.272	158.24
20	27	Am/Am	2	X-One Motorsports Ltd (CHE) Vincent WONG (HKG) / Andrew HARYANTO (IDN)	Lamborghini Huracan GT3	2:06.519	7	9	3.190	0.419	157.72
21	75	Am/Am	3	T2 Motorsport (SGP) TEO Bee Tai Gregory (SGP) / David TJIPTOBIANTORO (IDN)	Ferrari 488 GT3	2:06.917	4	10	3.588	0.398	157.22
22	90	Am/Am	4	FIST - Team AAI (TPE) Jun San CHEN (TPE) / Lin YU (CHN)	BMW M6 GT3	2:08.116	5	10	4.788	1.199	155.75
23	69	Am/Am	5	CMRT Eurasia (SGP) James Cai MENGTAO (CHN) / Kenneth Lim Juin CHENG (MYS)	Aston Martin Vantage GT3	2:10.181	9	10	6.852	2.064	153.28
24	117	INV	1	EKS Motorsport (MYS) Nazim AZMAN (MYS) / Swen HERBERGER (DEU)	Porsche Cayman GT4 Clubspor	2:19.832	10	10	16.503	9.650	142.70
25	10	GT4	1	EKS Motorsports (MYS) Byron Tong Siu KAU (HKG) / Eric Lo PIU (HKG)	Porsche Cayman GT4 Clubspor	2:19.891	5	7	16.562	0.059	142.64
26	77	GT4	2	Craft Bamboo Racing (HKG) Jean-Marc MERLIN (FRA) / Frank YU (HKG)	Porsche Cayman GT4 Clubspor	2:21.100	3	8	17.771	1.209	141.42
27	11	GT4	3	TTR Team SARD (HKG) Terrence TSE (HKG) / Tony Fong Wai SHING (HKG)	Porsche Cayman GT4 Clubspor	2:21.873	3	9	18.544	0.772	140.65
28	17	GT4	4	Taiwan Top Speed Racing Team (TPE) Jeremy WANG (TPE) / Keo CHANG (TPE)	Porsche Cayman GT4 Clubspor	2:22.040	8	9	18.711	0.166	140.48
29	89	GT4	5	HubAuto Racing (TPE) Alan YEO (AUS) / Ringo CHONG (SGP)	Porsche Cayman GT4 Clubspor		0	4			
30	13	Pro/Am	11	Milestone Racing (HKG) Sun JINGZU (CHN) / Franky Cheng CONGFU (CHN)	Audi R8 LMS GT3		0	0			

Sepang International Circuit
Circuit Length = 5.543 km
Start: 08:15 Flag 08:46 End: 08:47

Weather / Track : Sunny / Dry

These results are provisional until the conclusion of any judicial and technical matters.

Race Director : Ravin	Stewards :	Timekeeper :
-----------------------	------------	--------------

Results can be found at www.tsl-timing.com

Printed - 08:52 Saturday, 08 April 2017

Blancpain GT Series Asia 2017

FREE PRACTICE 3 - CLASSIFICATION

CLASS : BGT Asia - GT3

POS	NO	NAME	ENTRY	TIME	ON	LAPS	GAP	DIFF	KPH
1	999	GruppeM Racing Team	Mercedes AMG-GT3	2:03.328	5	8			161.80
2	888	GruppeM Racing Team	Mercedes AMG-GT3	2:03.876	8	11	0.547	0.547	161.08
3	39	Spirit of Race SA	Ferrari 488 GT3	2:03.948	10	11	0.620	0.072	160.99
4	38	Spirit of Race SA	Ferrari 488 GT3	2:03.970	8	10	0.641	0.021	160.96
5	2	FFF Racing Team By ACM	Lamborghini Huracan GT3	2:04.059	5	9	0.731	0.089	160.84
6	37	BBT	Ferrari 488 GT3	2:04.239	7	10	0.910	0.179	160.61
7	86	OD Racing Team	Audi R8 LMS GT3	2:04.246	7	8	0.917	0.007	160.60
8	18	KCMG	Audi R8 LMS GT3	2:04.304	6	11	0.975	0.058	160.53
9	6	Team Audi R8 LMS Cup	Audi R8 LMS GT3	2:04.407	6	12	1.078	0.102	160.39
10	5	Audi Hong Kong	Audi R8 LMS GT3	2:04.538	8	12	1.209	0.131	160.23
11	66	Vincenzo Sospiri Racing SRL	Lamborghini Huracan GT3	2:04.719	8	10	1.390	0.181	159.99
12	91	FIST - Team AAI	BMW M6 GT3	2:04.881	7	11	1.552	0.161	159.79
13	7	Team WRT	Audi R8 LMS GT3	2:04.921	10	10	1.592	0.039	159.73
14	88	Craft Bamboo Racing	Porsche 911 GT3R	2:05.117	9	10	1.788	0.196	159.48
15	99	Craft Bamboo Racing	Porsche 911 GT3R	2:05.284	9	10	1.956	0.167	159.27
16	19	KCMG	Audi R8 LMS GT3	2:05.388	5	11	2.059	0.103	159.14
17	1	FFF Racing Team By ACM	Lamborghini Huracan GT3	2:05.571	10	11	2.242	0.183	158.91
18	98	Arrows Racing	Porsche 911 GT3R	2:05.827	3	10	2.498	0.255	158.58
19	12	Clearwater Racing	McLaren 650S GT3	2:06.100	10	10	2.771	0.272	158.24
20	27	X-One Motorsports Ltd	Lamborghini Huracan GT3	2:06.519	7	9	3.190	0.419	157.72
21	75	T2 Motorsport	Ferrari 488 GT3	2:06.917	4	10	3.588	0.398	157.22
22	90	FIST - Team AAI	BMW M6 GT3	2:08.116	5	10	4.788	1.199	155.75
23	69	CMRT Eurasia	Aston Martin Vantage GT3	2:10.181	9	10	6.852	2.064	153.28
24	13	Milestone Racing	Audi R8 LMS GT3			0			

CLASS : BGT Asia - Silver

POS	NO	NAME	ENTRY	TIME	ON	LAPS	GAP	DIFF	KPH
1	888	GruppeM Racing Team	Mercedes AMG-GT3	2:03.876	8	11			161.08
2	86	OD Racing Team	Audi R8 LMS GT3	2:04.246	7	8	0.370	0.370	160.60
3	5	Audi Hong Kong	Audi R8 LMS GT3	2:04.538	8	12	0.662	0.292	160.23
4	66	Vincenzo Sospiri Racing SRL	Lamborghini Huracan GT3	2:04.719	8	10	0.843	0.181	159.99
5	91	FIST - Team AAI	BMW M6 GT3	2:04.881	7	11	1.005	0.161	159.79
6	88	Craft Bamboo Racing	Porsche 911 GT3R	2:05.117	9	10	1.241	0.236	159.48
7	99	Craft Bamboo Racing	Porsche 911 GT3R	2:05.284	9	10	1.408	0.167	159.27
8	1	FFF Racing Team By ACM	Lamborghini Huracan GT3	2:05.571	10	11	1.695	0.286	158.91

CLASS : BGT Asia - Pro/Am

POS	NO	NAME	ENTRY	TIME	ON	LAPS	GAP	DIFF	KPH
1	999	GruppeM Racing Team	Mercedes AMG-GT3	2:03.328	5	8			161.80
2	39	Spirit of Race SA	Ferrari 488 GT3	2:03.948	10	11	0.620	0.620	160.99
3	38	Spirit of Race SA	Ferrari 488 GT3	2:03.970	8	10	0.641	0.021	160.96
4	2	FFF Racing Team By ACM	Lamborghini Huracan GT3	2:04.059	5	9	0.731	0.089	160.84
5	37	BBT	Ferrari 488 GT3	2:04.239	7	10	0.910	0.179	160.61
6	18	KCMG	Audi R8 LMS GT3	2:04.304	6	11	0.975	0.065	160.53

Sepang International Circuit

Circuit Length = 5.543 km

Start: 08:15 Flag 08:46 End: 08:47

Weather / Track : Sunny / Dry

These results are provisional until the conclusion of any judicial and technical matters.

Race Director : Ravin	Stewards :	Timekeeper :
-----------------------	------------	--------------

Blancpain GT Series Asia 2017 FREE PRACTICE 3 - CLASSIFICATION

7	6	Team Audi R8 LMS Cup	Audi R8 LMS GT3	2:04.407	6	12	1.078	0.102	160.39
8	7	Team WRT	Audi R8 LMS GT3	2:04.921	10	10	1.592	0.514	159.73
9	98	Arrows Racing	Porsche 911 GT3R	2:05.827	3	10	2.498	0.906	158.58
10	12	Clearwater Racing	McLaren 650S GT3	2:06.100	10	10	2.771	0.272	158.24
11	13	Milestone Racing	Audi R8 LMS GT3			0			

CLASS : BGT Asia - Am/Am

POS	NO	NAME	ENTRY	TIME	ON	LAPS	GAP	DIFF	KPH
1	19	KCMG	Audi R8 LMS GT3	2:05.388	5	11			159.14
2	27	X-One Motorsports Ltd	Lamborghini Huracan GT3	2:06.519	7	9	1.130	1.130	157.72
3	75	T2 Motorsport	Ferrari 488 GT3	2:06.917	4	10	1.528	0.398	157.22
4	90	FIST - Team AAI	BMW M6 GT3	2:08.116	5	10	2.728	1.199	155.75
5	69	CMRT Eurasia	Aston Martin Vantage GT3	2:10.181	9	10	4.792	2.064	153.28

CLASS : BGT Asia - GT4

POS	NO	NAME	ENTRY	TIME	ON	LAPS	GAP	DIFF	KPH
1	10	EKS Motorsports	Porsche Cayman GT4 Clubsport MR	2:19.891	5	7			142.64
2	77	Craft Bamboo Racing	Porsche Cayman GT4 Clubsport MR	2:21.100	3	8	1.209	1.209	141.42
3	11	TTR Team SARD	Porsche Cayman GT4 Clubsport MR	2:21.873	3	9	1.982	0.772	140.65
4	17	Taiwan Top Speed Racing Team	Porsche Cayman GT4 Clubsport MR	2:22.040	8	9	2.148	0.166	140.48
5	89	HubAuto Racing	Porsche Cayman GT4 Clubsport MR			4			

CLASS : BGT Asia - INV

POS	NO	NAME	ENTRY	TIME	ON	LAPS	GAP	DIFF	KPH
1	117	EKS Motorsport	Porsche Cayman GT4 Clubsport MR	2:19.832	10	10			142.70

Weather / Track : Sunny / Dry

These results are provisional until the conclusion of any judicial and technical matters.

Sepang International Circuit

Circuit Length = 5.543 km

Start: 08:15 Flag 08:46 End: 08:47

Race Director : Ravin	Stewards :	Timekeeper :
-----------------------	------------	--------------

Blancpain GT Series Asia 2017

FREE PRACTICE - COMBINED CLASSIFICATION

POS	NO	CL	PIC	NAME	FIRST		SECOND		THIRD		GAP	DIFF
					TIME	LAPS	TIME	LAPS	TIME	LAPS		
1	999	Pro/Am	1	GruppeM Racing Team	2:17.584	16	2:04.158	15	2:03.328	8		
2	18	Pro/Am	2	KCMG	2:18.484	18	2:03.528	18	2:04.304	11	0.199	0.199
3	7	Pro/Am	3	Team WRT	2:18.113	17	2:03.785	19	2:04.921	10	0.456	0.257
4	888	Silver	1	GruppeM Racing Team	2:17.748	16	2:03.787	9	2:03.876	11	0.458	0.001
5	39	Pro/Am	4	Spirit of Race SA	2:18.232	9	2:04.365	19	2:03.948	11	0.620	0.161
6	38	Pro/Am	5	Spirit of Race SA	2:18.545	14	2:05.001	17	2:03.970	10	0.641	0.021
7	2	Pro/Am	6	FFF Racing Team By ACM	2:19.623	15	2:05.388	15	2:04.059	9	0.731	0.089
8	37	Pro/Am	7	BBT	2:18.100	16	2:04.769	18	2:04.239	10	0.910	0.179
9	86	Silver	2	OD Racing Team	2:17.982	16	2:05.496	20	2:04.246	8	0.917	0.007
10	6	Pro/Am	8	Team Audi R8 LMS Cup	2:18.627	18	2:05.801	21	2:04.407	12	1.078	0.160
11	5	Silver	3	Audi Hong Kong	2:18.345	16	2:05.853	16	2:04.538	12	1.209	0.131
12	66	Silver	4	Vincenzo Sospiri Racing SRL	2:17.684	16	2:05.334	18	2:04.719	10	1.390	0.181
13	98	Pro/Am	9	Arrows Racing	2:18.180	18	2:04.847	18	2:05.827	10	1.518	0.127
14	13	Pro/Am	10	Milestone Racing	2:18.313	17	2:04.855	14		0	1.526	0.008
15	91	Silver	5	FIST - Team AAI	2:19.924	16	2:05.485	19	2:04.881	11	1.552	0.025
16	88	Silver	6	Craft Bamboo Racing	2:19.565	16	2:05.766	15	2:05.117	10	1.788	0.236
17	99	Silver	7	Craft Bamboo Racing	2:20.777	16	2:06.035	18	2:05.284	10	1.956	0.167
18	1	Silver	8	FFF Racing Team By ACM	2:17.909	16	2:05.384	19	2:05.571	11	2.056	0.100
19	19	Am/Am	1	KCMG	2:19.699	16	2:06.916	19	2:05.388	11	2.059	0.003
20	12	Pro/Am	11	Clearwater Racing	2:18.849	15	2:05.673	19	2:06.100	10	2.344	0.285
21	27	Am/Am	2	X-One Motorsports Ltd	2:21.476	15	2:07.164	17	2:06.519	9	3.190	0.845
22	75	Am/Am	3	T2 Motorsport	2:20.836	15	2:06.897	17	2:06.917	10	3.568	0.378
23	90	Am/Am	4	FIST - Team AAI	2:21.539	16	2:08.409	16	2:08.116	10	4.788	1.219
24	69	Am/Am	5	CMRT Eurasia	2:22.187	17	2:08.643	18	2:10.181	10	5.314	0.526
25	117	INV	1	EKS Motorsport	2:31.972	14	2:21.465	14	2:19.832	10	16.503	11.188
26	10	GT4	1	EKS Motorsports	2:33.208	12	2:21.795	15	2:19.891	7	16.562	0.059
27	77	GT4	2	Craft Bamboo Racing	2:31.943	8	2:21.246	12	2:21.100	8	17.771	1.209
28	89	GT4	3	HubAuto Racing	2:32.935	11	2:21.202	14		4	17.873	0.102
29	17	GT4	4	Taiwan Top Speed Racing Team	2:33.091	13	2:21.540	14	2:22.040	9	18.211	0.337
30	11	GT4	5	TTR Team SARD	2:35.976	13	2:23.967	16	2:21.873	9	18.544	0.332

Weather / Track : Sunny / Dry

These results are provisional until the conclusion of any judicial and technical matters.

Sepang International Circuit

Circuit Length = 5.543 km

Start: 08:15 Flag 08:46 End: 08:47

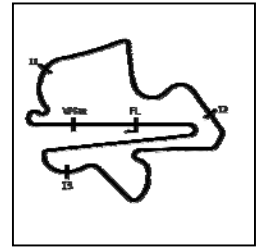
Race Director : Ravin

Stewards :

Timekeeper :

Blancpain GT Series Asia 2017

FREE PRACTICE 3 - SECTOR ANALYSIS



SECTOR 1 = FL to I1, SECTOR 2 = I1 to I2 SECTOR 3 = I2 to I3, SECTOR 4 = I3 to FL, DIFF = Difference To Personal Best Lap, P = Crossed Finish Line in Pit Lane, D = Time Disallowed

P1 999 Pro/Am GruppeM Racing Team		Mercedes AMG-GT3							
IDEAL LAP TIME : 2:03.294		BEST LAP TIME : 2:03.328		DIFFERENCE : 0.034					
D1: Hunter ABBOTT		D2: Raffaele MARCIELLO							
LAP	SECTOR 1	SECTOR 2	SECTOR 3	SECTOR 4	SPEED TRAP	LAP TIME	KPH	DIFF	TIME OF DAY
1 - D2	OUTLAP	46.659	53.310	IN PIT					08:18:52.329
2 - D2	OUTLAP	29.724	36.697	44.113		9:03.504	36.71	7:00.175	08:27:55.833
3 - D2	24.867	28.825	37.269	33.505	241.0	2:04.467 (3)	160.32	1.138	08:30:00.300
4 - D2	24.809	28.823	36.618	33.614	241.6	2:03.864 (2)	161.10	0.536	08:32:04.165
5 - D2	24.843	28.746	36.562	33.177	242.1	2:03.328 (1)	161.80		08:34:07.494
6 - D2	25.148	29.292	37.679	IN PIT	241.0	2:08.732	P 155.00	5.403	08:36:16.227
7 - D1	OUTLAP	29.997	38.113	34.201		3:42.016	89.87	1:38.688	08:39:58.243
8 - D1	25.259	29.361	38.073	33.411	241.6	2:06.104	158.23	2.775	08:42:04.348

P2 888 Silver GruppeM Racing Team		Mercedes AMG-GT3							
IDEAL LAP TIME : 2:03.739		BEST LAP TIME : 2:03.876		DIFFERENCE : 0.137					
D1: Tim SUGDEN		D2: Jules SZYMKOWIAK							
LAP	SECTOR 1	SECTOR 2	SECTOR 3	SECTOR 4	SPEED TRAP	LAP TIME	KPH	DIFF	TIME OF DAY
1 - D1	OUTLAP	35.728	47.804	38.096					08:18:32.088
2 - D1	25.790	31.797	1:14.119	1:01.205	237.3	3:12.911	103.44	1:09.035	08:21:44.999
3 - D1	25.710	29.940	37.788	34.217	235.8	2:07.656 (2)	156.31	3.780	08:23:52.655
4 - D1	26.171	30.505	39.810	34.962	238.4	2:11.448	151.80	7.572	08:26:04.104
5 - D1	25.810	30.002	37.945	34.182	236.3	2:07.940 (3)	155.96	4.064	08:28:12.044
6 - D1	25.739	30.196	38.232	IN PIT	238.4	2:13.471	P 149.50	9.595	08:30:25.516
7 - D2	OUTLAP	31.711	37.653	34.514		4:02.621	82.24	1:58.745	08:34:28.137
8 - D2	24.835	29.165	36.530	33.346	238.4	2:03.876 (1)	161.08		08:36:32.013
9 - D2	24.698	30.286	36.939	36.570	239.4	2:08.493	155.29	4.617	08:38:40.506
10 - D2	24.744	29.783	37.997	IN PIT	239.4	2:08.895	P 154.81	5.019	08:40:49.402
11 - D2	OUTLAP	32.366	40.651	33.887		2:46.059	120.16	42.183	08:43:35.461

P3 39 Pro/Am Spirit of Race SA		Ferrari 488 GT3							
IDEAL LAP TIME : 2:03.787		BEST LAP TIME : 2:03.948		DIFFERENCE : 0.161					
D1: Jiang XIN		D2: Massimiliano WISER							
LAP	SECTOR 1	SECTOR 2	SECTOR 3	SECTOR 4	SPEED TRAP	LAP TIME	KPH	DIFF	TIME OF DAY
1 - D1		37.249	45.683	40.978					08:17:38.597
2 - D1	25.597	29.873	37.744	IN PIT	241.0	2:35.490	P 128.33	31.542	08:20:14.088
3 - D1	OUTLAP	31.806	37.767	34.144		3:43.694	89.20	1:39.745	08:23:57.782
4 - D1	24.828	29.281	37.583	34.682	243.2	2:06.374	157.90	2.425	08:26:04.157
5 - D1	25.075	29.105	37.163	33.701	242.1	2:05.044	159.58	1.095	08:28:09.201
6 - D1	24.876	29.342	37.177	33.534	243.7	2:04.929	159.72	0.981	08:30:14.131
7 - D1	24.978	30.589	37.953	IN PIT	244.3	2:16.808	P 145.85	12.859	08:32:30.940
8 - D2	OUTLAP	30.108	37.294	35.137		3:43.112	89.43	1:39.163	08:36:14.052
9 - D2	24.959	29.308	36.788	33.336	242.6	2:04.392 (3)	160.41	0.443	08:38:18.444
10 - D2	24.839	28.969	36.711	33.429	242.1	2:03.948 (1)	160.99		08:40:22.393
11 - D2	24.889	28.974	36.748	33.416	242.6	2:04.028 (2)	160.88	0.079	08:42:26.421

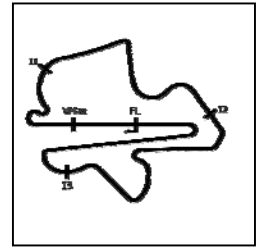
P4 38 Pro/Am Spirit of Race SA		Ferrari 488 GT3							
IDEAL LAP TIME : 2:03.739		BEST LAP TIME : 2:03.970		DIFFERENCE : 0.230					
D1: Nasrat MUZAYYIN		D2: Rui AGUAS							
LAP	SECTOR 1	SECTOR 2	SECTOR 3	SECTOR 4	SPEED TRAP	LAP TIME	KPH	DIFF	TIME OF DAY
1 - D1	OUTLAP	33.758	42.545	37.970					08:18:22.909
2 - D1	28.702	37.364	1:11.314	1:00.608	224.5	3:17.988	100.78	1:14.018	08:21:40.898
3 - D1	26.714	30.975	39.082	34.621	239.4	2:11.393 (3)	151.87	7.423	08:23:52.291
4 - D1	25.807	30.749	40.054	35.952	242.1	2:12.563	150.53	8.593	08:26:04.854
5 - D1	25.605	30.484	38.834	34.437	241.6	2:09.360 (2)	154.25	5.390	08:28:14.215
6 - D1	25.516	31.043	38.496	IN PIT	241.6	2:14.009	P 148.90	10.039	08:30:28.225
7 - D2	OUTLAP	30.475	38.011	34.164		5:22.984	61.78	3:19.014	08:35:51.209
8 - D2	24.695	29.436	36.839	32.999	243.2	2:03.970 (1)	160.96		08:37:55.179
9 - D2	24.740	32.828	42.553	34.045	244.3	2:14.167	148.73	10.197	08:40:09.346
10 - D2	24.593	29.308	38.156	IN PIT	244.3	2:09.789	P 153.74	5.819	08:42:19.136

Weather / Track : Sunny / Dry

Sepang International Circuit
 Circuit Length = 5.543 km
 Start: 08:15 Flag 08:46 End: 08:47

Blancpain GT Series Asia 2017

FREE PRACTICE 3 - SECTOR ANALYSIS



SECTOR 1 = FL to I1, SECTOR 2 = I1 to I2 SECTOR 3 = I2 to I3, SECTOR 4 = I3 to FL, DIFF = Difference To Personal Best Lap, P = Crossed Finish Line in Pit Lane, D = Time Disallowed

P5		2 Pro/Am FFF Racing Team By ACM			Lamborghini Huracan GT3					
IDEAL LAP TIME : 2:03.767		BEST LAP TIME : 2:04.059			DIFFERENCE : 0.292					
D1: ZHU Junhan		D2: Ho-Pin TUNG								
LAP	SECTOR 1	SECTOR 2	SECTOR 3	SECTOR 4	SPEED TRAP	LAP TIME	KPH	DIFF	TIME OF DAY	
1 - D2	OUTLAP	42.731	46.045	41.269					08:18:59.684	
2 - D2	40.717	1:06.380	1:01.095	IN PIT	122.5	3:35.783	P	92.47	1:31.723	
3 - D2	OUTLAP	38.837	38.502	38.524		3:48.018		87.51	1:43.959	
4 - D2	25.299	28.999	36.697	33.508	240.0	2:04.503	(2)	160.27	0.443	
5 - D2	24.910	28.918	36.430	33.801	241.6	2:04.059	(1)	160.84		
6 - D2	25.021	29.067	37.820	IN PIT	242.1	2:10.125	P	153.34	6.066	
7 - D1	OUTLAP	34.543	41.229	36.055		4:57.215		67.13	2:53.155	
8 - D1	26.704	37.338	42.954	36.808	238.9	2:23.805		138.76	19.745	
9 - D1	25.834	31.741	39.929	34.875	240.5	2:12.379	(3)	150.73	8.319	

P6		37 Pro/Am BBT			Ferrari 488 GT3					
IDEAL LAP TIME : 2:04.201		BEST LAP TIME : 2:04.239			DIFFERENCE : 0.038					
D1: Anthony Liu XU		D2: Davide RIZZO								
LAP	SECTOR 1	SECTOR 2	SECTOR 3	SECTOR 4	SPEED TRAP	LAP TIME	KPH	DIFF	TIME OF DAY	
1 - D2	OUTLAP	31.276	40.986	IN PIT			P		08:17:30.942	
2 - D2	OUTLAP	51.735	1:10.099	44.258		4:17.257		77.56	2:13.018	
3 - D2	25.336	29.316	37.403	33.441	242.1	2:05.496	(3)	159.00	1.257	
4 - D2	25.176	30.120	38.106	IN PIT	243.7	2:09.845	P	153.68	5.606	
5 - D2	OUTLAP	29.237	38.657	34.828		3:57.517		84.01	1:53.278	
6 - D2	24.778	29.367	37.207	33.385	243.2	2:04.737	(2)	159.97	0.498	
7 - D2	24.724	29.219	36.872	33.423	243.2	2:04.239	(1)	160.61		
8 - D2	24.930	30.015	36.948	IN PIT	242.6	2:09.250	P	154.38	5.011	
9 - D1	OUTLAP	30.900	37.923	33.773		3:31.593		94.30	1:27.354	
10 - D1	25.248	29.698	37.260	33.649	243.2	2:05.855		158.55	1.616	

P7		86 Silver OD Racing Team			Audi R8 LMS GT3					
IDEAL LAP TIME : 2:04.164		BEST LAP TIME : 2:04.246			DIFFERENCE : 0.081					
D1: Mitchell GILBERT		D2: Aditja PATEL								
LAP	SECTOR 1	SECTOR 2	SECTOR 3	SECTOR 4	SPEED TRAP	LAP TIME	KPH	DIFF	TIME OF DAY	
1 - D1	OUTLAP	32.015	39.274	41.428					08:19:29.276	
2 - D1	49.327	1:03.384	38.149	33.836	77.5	3:04.697		108.04	1:00.450	
3 - D1	25.026	29.358	36.812	33.391	240.0	2:04.587	(2)	160.16	0.341	
4 - D1	25.484	29.269	36.931	IN PIT	241.0	2:09.301	P	154.32	5.055	
5 - D2	OUTLAP	31.722	39.002	35.709		3:41.221		90.20	1:36.975	
6 - D2	24.895	29.818	37.520	34.135	240.0	2:06.368	(3)	157.90	2.121	
7 - D2	24.744	29.216	36.848	33.437	241.0	2:04.246	(1)	160.60		
8 - D2	24.878	29.938	38.909	IN PIT	240.0	2:10.398	P	153.02	6.152	

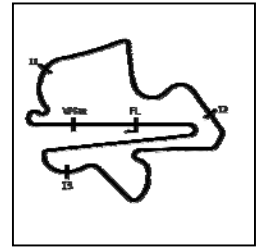
P8		18 Pro/Am KCMG			Audi R8 LMS GT3					
IDEAL LAP TIME : 2:03.511		BEST LAP TIME : 2:04.304			DIFFERENCE : 0.793					
D1: Sanghwi Rick YOON		D2: Martin RUMP								
LAP	SECTOR 1	SECTOR 2	SECTOR 3	SECTOR 4	SPEED TRAP	LAP TIME	KPH	DIFF	TIME OF DAY	
1 - D2	OUTLAP	33.288	40.806	41.983					08:19:12.516	
2 - D2	49.135	1:03.256	45.932	33.978	78.4	3:12.301		103.76	1:07.997	
3 - D2	25.463	28.916	37.259	33.369	241.6	2:05.008	(3)	159.62	0.703	
4 - D2	24.605	28.865	36.671	37.212	242.6	2:07.354		156.68	3.049	
5 - D2	24.688	29.130	36.783	33.762	241.0	2:04.364	(2)	160.45	0.059	
6 - D2	24.840	29.094	36.776	33.594	241.0	2:04.304	(1)	160.53		
7 - D2	24.851	29.817	36.873	IN PIT	242.1	2:07.913	P	156.00	3.609	
8 - D1	OUTLAP	31.991	39.272	36.309		3:34.929		92.84	1:30.625	
9 - D1	25.524	30.374	37.504	33.673	240.5	2:07.075		157.03	2.771	
10 - D1	25.301	29.856	37.440	33.597	241.0	2:06.194		158.12	1.890	
11 - D1	25.193	29.428	42.382	38.192	241.0	2:15.196		147.59	10.892	

Weather / Track : Sunny / Dry

Sepang International Circuit
Circuit Length = 5.543 km
Start: 08:15 Flag 08:46 End: 08:47

Blancpain GT Series Asia 2017

FREE PRACTICE 3 - SECTOR ANALYSIS



SECTOR 1 = FL to I1, SECTOR 2 = I1 to I2 SECTOR 3 = I2 to I3, SECTOR 4 = I3 to FL, DIFF = Difference To Personal Best Lap, P = Crossed Finish Line in Pit Lane, D = Time Disallowed

P9		6 Pro/Am Team Audi R8 LMS Cup			Audi R8 LMS GT3				
IDEAL LAP TIME : 2:03.942		BEST LAP TIME : 2:04.407			DIFFERENCE : 0.464				
D1: Alex AU		D2: Alex YOONG							
LAP	SECTOR 1	SECTOR 2	SECTOR 3	SECTOR 4	SPEED TRAP	LAP TIME	KPH	DIFF	TIME OF DAY
1 - D2	OUTLAP	32.128	40.168	34.693					08:17:19.613
2 - D2	25.355	29.211	38.049	54.087			136.02	22.296	08:19:46.316
3 - D2	48.511	55.875	37.791	33.746	78.7	2:55.923	113.42	51.516	08:22:42.240
4 - D2	24.809	29.159	37.940	33.444	242.6	2:05.352	159.18	0.945	08:24:47.593
5 - D2	24.732	29.213	37.250	33.362	242.1	2:04.557 (3)	160.20	0.150	08:26:52.151
6 - D2	24.853	28.986	37.249	33.318	242.1	2:04.407 (1)	160.39		08:28:56.558
7 - D2	24.783	29.106	36.976	33.629	242.6	2:04.495 (2)	160.28	0.088	08:31:01.053
8 - D2	24.792	29.572	37.062	34.511	242.6	2:05.938	158.44	1.530	08:33:06.991
9 - D2	24.931	29.289	36.906	IN PIT	242.6	2:06.420 P	157.84	2.013	08:35:13.412
10 - D1	OUTLAP	31.137	38.462	36.572		3:53.639	85.40	1:49.232	08:39:07.051
11 - D1	25.312	29.963	38.849	34.595	242.1	2:08.720	155.02	4.312	08:41:15.771
12 - D1	25.575	30.667	38.939	35.170	242.6	2:10.351	153.08	5.944	08:43:26.123

P10		5 Silver Audi Hong Kong			Audi R8 LMS GT3				
IDEAL LAP TIME : 2:04.003		BEST LAP TIME : 2:04.538			DIFFERENCE : 0.535				
D1: Marchy LEE		D2: Shaun Thong Wei FUNG							
LAP	SECTOR 1	SECTOR 2	SECTOR 3	SECTOR 4	SPEED TRAP	LAP TIME	KPH	DIFF	TIME OF DAY
1 - D2	OUTLAP	32.459	39.848	35.284					08:17:21.383
2 - D2	25.279	29.639	37.588	1:02.127	238.4	2:34.633	129.04	30.095	08:19:56.017
3 - D2	48.330	49.059	37.221	34.124	78.7	2:48.735	118.26	44.196	08:22:44.752
4 - D2	25.015	29.456	37.427	34.181	241.0	2:06.080	158.27	1.542	08:24:50.832
5 - D2	24.861	29.201	37.869	33.742	241.6	2:05.673	158.78	1.135	08:26:56.506
6 - D2	24.870	29.348	38.162	IN PIT	241.0	2:09.783 P	153.75	5.245	08:29:06.290
7 - D1	OUTLAP	31.465	38.061	33.948		3:40.781	90.38	1:36.243	08:32:47.071
8 - D1	25.293	29.302	36.503	33.440	241.0	2:04.538 (1)	160.23		08:34:51.610
9 - D1	24.982	29.581	38.706	34.370	240.5	2:07.639	156.33	3.100	08:36:59.249
10 - D1	24.859	29.534	37.139	34.447	241.0	2:05.979	158.39	1.440	08:39:05.228
11 - D1	24.911	29.513	37.068	33.748	241.0	2:05.240 (3)	159.33	0.702	08:41:10.469
12 - D1	24.875	29.297	37.162	33.514	241.0	2:04.848 (2)	159.83	0.310	08:43:15.317

P11		66 Silver Vincenzo Sospiri Racing SRL			Lamborghini Huracan GT3				
IDEAL LAP TIME : 2:04.456		BEST LAP TIME : 2:04.719			DIFFERENCE : 0.262				
D1: Martin KODRIC		D2: Sandy STUVIK							
LAP	SECTOR 1	SECTOR 2	SECTOR 3	SECTOR 4	SPEED TRAP	LAP TIME	KPH	DIFF	TIME OF DAY
1 - D1		35.474	42.490	37.032					08:17:26.565
2 - D1	26.641	30.080	40.465	1:05.815	233.2	2:43.001	122.42	38.282	08:20:09.566
3 - D1	49.086	47.403	38.851	34.602	79.0	2:49.942	117.42	45.222	08:22:59.509
4 - D1	26.127	30.068	41.180	IN PIT	240.0	2:20.998 P	141.52	16.279	08:25:20.508
5 - D2	OUTLAP	31.186	38.477	33.650		4:22.498	76.01	2:17.778	08:29:43.006
6 - D2	24.911	30.102	37.199	34.214	240.5	2:06.426 (3)	157.83	1.707	08:31:49.433
7 - D2	24.980	29.202	37.317	33.561	241.0	2:05.060 (2)	159.56	0.340	08:33:54.493
8 - D2	25.003	29.137	36.847	33.732	241.0	2:04.719 (1)	159.99		08:35:59.212
9 - D2	24.965	29.308	37.008	IN PIT	241.6	2:08.135 P	155.73	3.416	08:38:07.348
10 - D1	OUTLAP	31.782	38.003	36.703		5:05.376	65.34	3:00.657	08:43:12.724

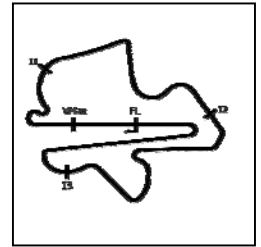
P12		91 Silver FIST - Team AAI			BMW M6 GT3				
IDEAL LAP TIME : 2:04.763		BEST LAP TIME : 2:04.881			DIFFERENCE : 0.118				
D1: Oliver MILLROY		D2: Jesse KROHN							
LAP	SECTOR 1	SECTOR 2	SECTOR 3	SECTOR 4	SPEED TRAP	LAP TIME	KPH	DIFF	TIME OF DAY
1 - D2	OUTLAP	32.352	38.747	34.156					08:18:04.242
2 - D2	25.211	29.449	1:16.314	1:07.519	242.1	3:18.493	100.53	1:13.612	08:21:22.736
3 - D2	26.822	29.442	37.747	34.081	211.7	2:08.093	155.78	3.212	08:23:30.829
4 - D2	25.240	29.374	37.188	IN PIT	238.9	2:08.223 P	155.62	3.342	08:25:39.053
5 - D2	OUTLAP	31.418	38.086	33.829		3:13.844	102.94	1:08.963	08:28:52.897
6 - D2	25.213	29.333	37.312	34.656	237.3	2:06.514	157.72	1.633	08:30:59.412
7 - D2	25.048	29.305	36.842	33.685	241.0	2:04.881 (1)	159.79		08:33:04.293
8 - D2	25.076	29.187	37.353	IN PIT	239.4	2:06.736 P	157.45	1.855	08:35:11.030

Weather / Track : Sunny / Dry

Sepang International Circuit
Circuit Length = 5.543 km
Start: 08:15 Flag 08:46 End: 08:47

Blancpain GT Series Asia 2017

FREE PRACTICE 3 - SECTOR ANALYSIS



SECTOR 1 = FL to I1, SECTOR 2 = I1 to I2 SECTOR 3 = I2 to I3, SECTOR 4 = I3 to FL, DIFF = Difference To Personal Best Lap, P = Crossed Finish Line in Pit Lane, D = Time Disallowed

9 - D1	OUTLAP	29.863	38.284	34.310		3:31.587	94.31	1:26.705	08:38:42.617
10 - D1	25.188	29.679	37.454	34.008	240.5	2:06.330 (2)	157.95	1.448	08:40:48.947
11 - D1	25.241	29.450	37.472	34.331	238.9	2:06.495 (3)	157.75	1.614	08:42:55.442

P13 7 Pro/Am Team WRT Audi R8 LMS GT3

IDEAL LAP TIME : 2:04.165 BEST LAP TIME : 2:04.921 DIFFERENCE : 0.755
D1: Jeffrey LEE D2: Will STEVENS

LAP	SECTOR 1	SECTOR 2	SECTOR 3	SECTOR 4	SPEED TRAP	LAP TIME	KPH	DIFF	TIME OF DAY
1 - D1	OUTLAP	34.089	43.761	36.945					08:18:45.342
2 - D1	28.670	56.856	1:10.160	38.967	235.2	3:14.654	102.51	1:09.733	08:21:59.996
3 - D1	25.845	29.605	48.571	34.145	239.4	2:18.166	144.42	13.245	08:24:18.163
4 - D1	25.291	29.641	39.107	34.484	240.5	2:08.523	155.26	3.602	08:26:26.686
5 - D1	25.444	29.891	38.064	34.993	241.0	2:08.392	155.42	3.471	08:28:35.079
6 - D1	25.381	29.957	38.483	33.904	239.4	2:07.725 (3)	156.23	2.804	08:30:42.805
7 - D1	26.363	31.969	40.064	IN PIT	240.0	2:19.824 P	142.71	14.903	08:33:02.630
8 - D2	OUTLAP	30.720	37.308	35.968		4:47.368	69.43	2:42.447	08:37:49.998
9 - D2	25.365	29.105	37.320	33.142	241.0	2:04.932 (2)	159.72	0.011	08:39:54.931
10 - D2	25.019	29.496	36.985	33.420	242.1	2:04.921 (1)	159.73		08:41:59.852

P14 88 Silver Craft Bamboo Racing Porsche 911 GT3R

IDEAL LAP TIME : 2:04.635 BEST LAP TIME : 2:05.117 DIFFERENCE : 0.481
D1: Jules GOUNON D2: Joel CAMATHIAS

LAP	SECTOR 1	SECTOR 2	SECTOR 3	SECTOR 4	SPEED TRAP	LAP TIME	KPH	DIFF	TIME OF DAY
1 - D2	OUTLAP	38.606	44.852	36.529					08:18:10.749
2 - D2	28.698	30.973	1:09.249	IN PIT	234.7	3:21.817 P	98.87	1:16.700	08:21:32.567
3 - D2	OUTLAP	31.928	38.464	33.853		3:25.909	96.91	1:20.792	08:24:58.476
4 - D2	25.483	29.479	37.208	33.786	242.1	2:05.956 (3)	158.42	0.839	08:27:04.433
5 - D2	24.961	29.539	37.032	33.607	243.2	2:05.140 (2)	159.45	0.022	08:29:09.573
6 - D2	25.149	29.401	37.506	IN PIT	241.0	2:11.202 P	152.09	6.085	08:31:20.776
7 - D1	OUTLAP	29.493	39.517	33.851		4:03.867	81.82	1:58.749	08:35:24.643
8 - D1	24.904	29.246	37.825	38.573	241.0	2:10.549	152.85	5.432	08:37:35.192
9 - D1	24.789	29.274	37.352	33.702	243.2	2:05.117 (1)	159.48		08:39:40.310
10 - D1	26.023	33.212	38.269	33.828	242.6	2:11.333	151.94	6.215	08:41:51.643

P15 99 Silver Craft Bamboo Racing Porsche 911 GT3R

IDEAL LAP TIME : 2:05.018 BEST LAP TIME : 2:05.284 DIFFERENCE : 0.266
D1: Darryl O'YOUNG D2: Peter Li ZHICONG

LAP	SECTOR 1	SECTOR 2	SECTOR 3	SECTOR 4	SPEED TRAP	LAP TIME	KPH	DIFF	TIME OF DAY
1 - D2	OUTLAP	35.149	44.823	37.725					08:18:23.710
2 - D2	29.150	34.189	1:04.619	59.863	210.9	3:07.821	106.24	1:02.536	08:21:31.532
3 - D2	25.721	29.846	39.806	IN PIT	238.4	2:15.602 P	147.15	10.317	08:23:47.134
4 - D2	OUTLAP	36.341	43.519	36.059		3:57.554	84.00	1:52.270	08:27:44.688
5 - D2	25.624	30.578	37.232	34.002	241.0	2:07.437 (3)	156.58	2.152	08:29:52.125
6 - D2	25.386	31.941	38.959	IN PIT	243.7	2:13.246 P	149.75	7.961	08:32:05.372
7 - D1	OUTLAP	30.922	39.024	44.205		3:56.169	84.49	1:50.884	08:36:01.541
8 - D1	24.973	29.457	37.597	33.531	242.6	2:05.559 (2)	158.92	0.274	08:38:07.100
9 - D1	24.829	29.439	37.242	33.774	243.2	2:05.284 (1)	159.27		08:40:12.385
10 - D1	24.831	29.425	37.546	IN PIT	244.3	2:08.247 P	155.59	2.962	08:42:20.633

P16 19 Am/Am KCMG Audi R8 LMS GT3

IDEAL LAP TIME : 2:05.113 BEST LAP TIME : 2:05.388 DIFFERENCE : 0.275
D1: Naoto TAKEDA D2: Takuya SHIRASAKA

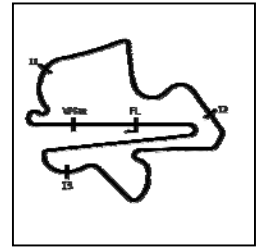
LAP	SECTOR 1	SECTOR 2	SECTOR 3	SECTOR 4	SPEED TRAP	LAP TIME	KPH	DIFF	TIME OF DAY
1 - D2	OUTLAP	35.991	43.479	39.048					08:18:23.156
2 - D2	29.924	34.423	1:05.561	1:04.019	206.1	3:13.928	102.89	1:08.540	08:21:37.084
3 - D2	27.220	30.472	38.590	35.859	223.1	2:12.141	151.01	6.753	08:23:49.226
4 - D2	25.199	29.229	36.939	41.202	238.9	2:12.570	150.52	7.181	08:26:01.796
5 - D2	25.141	29.494	36.854	33.899	239.4	2:05.388 (1)	159.14		08:28:07.185
6 - D2	25.263	29.527	37.274	33.888	239.4	2:05.953 (2)	158.42	0.565	08:30:13.138
7 - D2	26.693	31.714	38.345	IN PIT	241.0	2:19.259 P	143.29	13.870	08:32:32.398
8 - D1	OUTLAP	33.943	39.622	34.830		3:50.103	86.72	1:44.715	08:36:22.501

Weather / Track : Sunny / Dry

Sepang International Circuit
Circuit Length = 5.543 km
Start: 08:15 Flag 08:46 End: 08:47

Blancpain GT Series Asia 2017

FREE PRACTICE 3 - SECTOR ANALYSIS



SECTOR 1 = FL to I1, SECTOR 2 = I1 to I2 SECTOR 3 = I2 to I3, SECTOR 4 = I3 to FL, DIFF = Difference To Personal Best Lap, P = Crossed Finish Line in Pit Lane, D = Time Disallowed

9 - D1	25.977	30.013	38.374	34.544	238.9	2:08.908	154.79	3.520	08:38:31.410
10 - D1	25.569	29.968	38.227	34.536	238.9	2:08.301 (3)	155.53	2.912	08:40:39.711
11 - D1	25.547	30.047	38.195	34.647	237.8	2:08.436	155.36	3.048	08:42:48.148

P17 1 Silver FFF Racing Team By ACM Lamborghini Huracan GT3

IDEAL LAP TIME : 2:04.822 BEST LAP TIME : 2:05.571 DIFFERENCE : 0.749

D1: Aidan READ D2: Alberto DI FOLCO

LAP	SECTOR 1	SECTOR 2	SECTOR 3	SECTOR 4	SPEED TRAP	LAP TIME	KPH	DIFF	TIME OF DAY
1 - D2	OUTLAP	41.796	49.170	41.505					08:18:22.069
2 - D2	27.587	35.420	1:01.497	1:02.722				1:01.655	08:21:29.296
3 - D2	25.436	30.235	37.330	33.734	237.8	2:06.736	157.45	1.164	08:23:36.032
4 - D2	24.879	29.341	37.143	34.661	242.6	2:06.025	158.33	0.453	08:25:42.057
5 - D2	24.864	29.459	37.624	33.867	241.6	2:05.814 (3)	158.60	0.242	08:27:47.872
6 - D2	24.892	29.645	37.338	33.801	242.1	2:05.677 (2)	158.77	0.105	08:29:53.549
7 - D2	24.698	32.583	38.605	IN PIT	243.7	2:14.625 P	148.22	9.053	08:32:08.175
8 - D1	OUTLAP	30.526	38.737	33.639		4:37.971	71.78	2:32.399	08:36:46.146
9 - D1	25.188	29.654	37.757	33.786	242.6	2:06.385	157.88	0.813	08:38:52.532
10 - D1	24.989	29.502	37.430	33.649	242.6	2:05.571 (1)	158.91		08:40:58.103
11 - D1	25.159	29.618	37.780	34.146	243.2	2:06.703	157.49	1.131	08:43:04.807

P18 98 Pro/Am Arrows Racing Porsche 911 GT3R

IDEAL LAP TIME : 2:05.262 BEST LAP TIME : 2:05.827 DIFFERENCE : 0.565

D1: Philip MA D2: Fairuz FAUZY

LAP	SECTOR 1	SECTOR 2	SECTOR 3	SECTOR 4	SPEED TRAP	LAP TIME	KPH	DIFF	TIME OF DAY
1 - D2	OUTLAP	48.564	45.151	38.640					08:18:34.398
2 - D2	26.707	40.188	1:06.357	1:08.264				1:15.689	08:21:55.915
3 - D2	25.345	29.420	37.395	33.667	241.0	2:05.827 (1)	158.58		08:24:01.743
4 - D2	24.987	29.428	37.187	IN PIT	244.8	2:10.893 P	152.45	5.066	08:26:12.637
5 - D1	OUTLAP	35.614	42.640	36.093		4:50.535	68.68	2:44.708	08:31:03.172
6 - D1	26.474	31.849	40.918	35.153	240.0	2:14.395	148.47	8.567	08:33:17.567
7 - D1	26.449	31.058	39.532	34.597	236.8	2:11.636 (3)	151.59	5.808	08:35:29.204
8 - D1	25.906	30.526	39.600	34.995	242.6	2:11.028 (2)	152.29	5.201	08:37:40.232
9 - D1	26.080	31.921	40.173	35.030	242.1	2:13.204	149.80	7.376	08:39:53.437
10 - D1	26.111	32.012	40.391	35.928	242.1	2:14.442	148.42	8.614	08:42:07.879

P19 12 Pro/Am Clearwater Racing McLaren 650S GT3

IDEAL LAP TIME : 2:04.790 BEST LAP TIME : 2:06.100 DIFFERENCE : 1.309

D1: Richard WEE D2: Rob BELL

LAP	SECTOR 1	SECTOR 2	SECTOR 3	SECTOR 4	SPEED TRAP	LAP TIME	KPH	DIFF	TIME OF DAY
1 - D2	OUTLAP	32.685	40.741	34.632					08:18:12.091
2 - D2	26.320	30.049	1:08.497	1:08.249	236.8	3:13.116	103.33	1:07.016	08:21:25.207
3 - D2	26.547	29.430	37.227	33.802	223.1	2:07.006 (2)	157.11	0.906	08:23:32.214
4 - D2	25.111	29.245	37.075	IN PIT	238.9	2:07.981 P	155.91	1.881	08:25:40.196
5 - D1	OUTLAP	33.999	40.438	34.116		3:57.648	83.96	1:51.548	08:29:37.844
6 - D1	25.907	30.098	39.001	34.153	238.9	2:09.159 (3)	154.49	3.059	08:31:47.003
7 - D1	25.599	30.068	39.336	34.917	237.3	2:09.921	153.59	3.821	08:33:56.924
8 - D1	25.684	31.136	38.925	IN PIT	241.0	2:20.878 P	141.64	14.778	08:36:17.803
9 - D2	OUTLAP	30.758	37.865	40.141		3:42.845	89.54	1:36.745	08:40:00.648
10 - D2	24.727	29.245	37.515	34.612	240.5	2:06.100 (1)	158.24		08:42:06.748

P20 27 Am/Am X-One Motorsports Ltd Lamborghini Huracan GT3

IDEAL LAP TIME : 2:06.124 BEST LAP TIME : 2:06.519 DIFFERENCE : 0.395

D1: Vincent WONG D2: Andrew HARYANTO

LAP	SECTOR 1	SECTOR 2	SECTOR 3	SECTOR 4	SPEED TRAP	LAP TIME	KPH	DIFF	TIME OF DAY
1 - D1	OUTLAP	38.245	47.114	40.119					08:18:19.001
2 - D1	28.307	42.478	1:11.809	59.552	227.3	3:22.147	98.71	1:15.628	08:21:41.148
3 - D1	27.412	31.477	42.298	37.792	232.2	2:18.979	143.58	12.460	08:24:00.128
4 - D1	26.441	32.940	40.427	37.352	239.4	2:17.160	145.48	10.641	08:26:17.289
5 - D1	26.217	31.571	44.348	IN PIT	236.8	2:36.765 P	127.29	30.245	08:28:54.054
6 - D2	OUTLAP	31.802	40.579	34.630		6:41.233	49.73	4:34.713	08:35:35.287
7 - D2	25.313	29.462	37.868	33.875	240.5	2:06.519 (1)	157.72		08:37:41.806

Weather / Track : Sunny / Dry

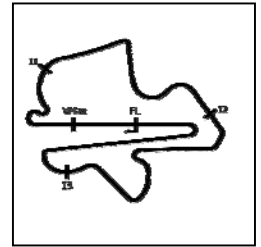
Sepang International Circuit

Circuit Length = 5.543 km

Start: 08:15 Flag 08:46 End: 08:47

Blancpain GT Series Asia 2017

FREE PRACTICE 3 - SECTOR ANALYSIS



SECTOR 1 = FL to I1, SECTOR 2 = I1 to I2, SECTOR 3 = I2 to I3, SECTOR 4 = I3 to FL, DIFF = Difference To Personal Best Lap, P = Crossed Finish Line in Pit Lane, D = Time Disallowed

8 - D2	25.314	31.041	37.473	34.714	242.1	2:08.543	(2)	155.23	2.023	08:39:50.349
9 - D2	25.517	30.716	38.415	36.218	242.1	2:10.867	(3)	152.48	4.348	08:42:01.216

P21 75 Am/Am T2 Motorsport		Ferrari 488 GT3								
IDEAL LAP TIME : 2:06.637		BEST LAP TIME : 2:06.917		DIFFERENCE : 0.280						
D1: TEO Bee Tat Gregory		D2: David TJIPTOBIANTORO								
LAP	SECTOR 1	SECTOR 2	SECTOR 3	SECTOR 4	SPEED TRAP	LAP TIME	KPH	DIFF	TIME OF DAY	
1 - D2	OUTLAP	35.887	44.843	39.910					08:18:47.743	
2 - D2	27.189	1:01.274	1:11.499	46.560	240.5	3:26.523	96.62	1:19.606	08:22:14.266	
3 - D2	25.596	29.988	38.411	33.795	242.1	2:07.790	(2)	156.15	08:24:22.057	
4 - D2	25.040	29.738	38.063	34.076	243.7	2:06.917	(1)	157.22	08:26:28.975	
5 - D2	25.696	30.841	40.283	IN PIT	245.4	2:26.701	P	136.02	08:28:55.677	
6 - D2	OUTLAP	31.378	40.307	39.448		3:44.508	88.88	1:37.590	08:32:40.185	
7 - D2	25.228	30.176	39.105	IN PIT	243.2	2:14.337	P	148.54	08:34:54.523	
8 - D1	OUTLAP	33.184	41.540	35.222		3:49.428	86.97	1:42.510	08:38:43.951	
9 - D1	25.539	30.519	39.633	35.615	244.3	2:11.306	151.97	4.389	08:40:55.257	
10 - D1	25.781	30.414	38.892	35.539	244.8	2:10.627	(3)	152.76	08:43:05.884	

P22 90 Am/Am FIST - Team AAI		BMW M6 GT3								
IDEAL LAP TIME : 2:07.697		BEST LAP TIME : 2:08.116		DIFFERENCE : 0.419						
D1: Jun San CHEN		D2: Lin YU								
LAP	SECTOR 1	SECTOR 2	SECTOR 3	SECTOR 4	SPEED TRAP	LAP TIME	KPH	DIFF	TIME OF DAY	
1 - D1	OUTLAP	33.619	40.993	35.007					08:19:01.758	
2 - D1	34.062	1:09.790	1:00.044	35.128	242.6	3:19.025	100.26	1:10.908	08:22:20.783	
3 - D1	25.903	30.376	39.068	34.725	235.8	2:10.072	153.41	1.955	08:24:30.856	
4 - D1	25.499	29.945	37.996	34.750	236.8	2:08.190	(2)	155.66	08:26:39.046	
5 - D1	25.387	30.165	38.156	34.408	237.3	2:08.116	(1)	155.75	08:28:47.162	
6 - D1	25.542	31.045	38.095	34.693	235.8	2:09.375	(3)	154.23	08:30:56.538	
7 - D1	26.187	32.716	39.245	IN PIT	235.2	2:16.551	P	146.13	08:33:13.090	
8 - D2	OUTLAP	33.210	40.671	35.752		4:09.796	79.88	2:01.679	08:37:22.886	
9 - D2	25.969	30.810	38.993	35.015	241.6	2:10.788	152.57	2.671	08:39:33.674	
10 - D2	25.753	31.070	39.859	34.618	244.8	2:11.300	151.97	3.184	08:41:44.975	

P23 69 Am/Am CMRT Eurasia		Aston Martin Vantage GT3								
IDEAL LAP TIME : 2:08.547		BEST LAP TIME : 2:10.181		DIFFERENCE : 1.633						
D1: James Cai MENGTAO		D2: Kenneth Lim Juin CHENG								
LAP	SECTOR 1	SECTOR 2	SECTOR 3	SECTOR 4	SPEED TRAP	LAP TIME	KPH	DIFF	TIME OF DAY	
1 - D2	OUTLAP	36.280	49.032	41.172					08:18:43.249	
2 - D2	30.763	55.865	1:10.476	40.840	238.4	3:17.945	100.80	1:07.764	08:22:01.194	
3 - D2	27.387	31.415	40.476	34.924	238.9	2:14.202	148.69	4.021	08:24:15.397	
4 - D2	26.111	30.323	39.310	34.585	240.0	2:10.329	(3)	153.11	08:26:25.727	
5 - D2	25.547	30.109	39.199	35.361	241.6	2:10.217	(2)	153.24	08:28:35.944	
6 - D2	25.451	30.153	38.402	IN PIT	240.5	2:11.959	P	151.21	08:30:47.904	
7 - D1	OUTLAP	41.313	45.694	36.911		4:51.807	68.38	2:41.625	08:35:39.711	
8 - D1	26.845	31.834	39.486	35.647	240.0	2:13.812	149.12	3.631	08:37:53.523	
9 - D1	26.011	30.418	38.792	34.959	238.4	2:10.181	(1)	153.28	08:40:03.704	
10 - D1	25.823	31.651	40.026	35.589	241.6	2:13.089	149.93	2.908	08:42:16.794	

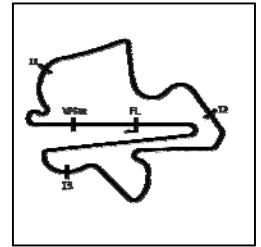
P24 117 INV EKS Motorsport		Porsche Cayman GT4 Clubsport MR								
IDEAL LAP TIME : 2:19.640		BEST LAP TIME : 2:19.832		DIFFERENCE : 0.192						
D1: Nazim AZMAN		D2: Swen HERBERGER								
LAP	SECTOR 1	SECTOR 2	SECTOR 3	SECTOR 4	SPEED TRAP	LAP TIME	KPH	DIFF	TIME OF DAY	
1 - D1	OUTLAP	43.085	1:12.416	IN PIT				P	08:21:31.486	
2 - D1	OUTLAP	36.338	48.646	39.096		3:05.441	107.60	45.609	08:24:36.927	
3 - D1	29.478	34.760	44.238	38.137	220.8	2:26.614	136.10	6.782	08:27:03.541	
4 - D1	28.225	34.164	42.971	38.087	220.8	2:23.448	139.10	3.616	08:29:26.989	
5 - D1	27.850	33.962	42.668	37.885	221.3	2:22.365	140.16	2.533	08:31:49.355	
6 - D1	27.693	33.479	42.260	37.710	221.7	2:21.142	141.38	1.310	08:34:10.498	
7 - D1	28.091	33.563	42.362	37.478	220.8	2:21.495	141.02	1.662	08:36:31.993	
8 - D1	27.974	33.595	41.828	37.457	222.2	2:20.855	(3)	141.66	08:38:52.848	
9 - D1	27.892	33.171	41.845	37.750	221.3	2:20.658	(2)	141.86	08:41:13.507	

Weather / Track : Sunny / Dry

Sepang International Circuit
Circuit Length = 5.543 km
Start: 08:15 Flag 08:46 End: 08:47

Blancpain GT Series Asia 2017

FREE PRACTICE 3 - SECTOR ANALYSIS



SECTOR 1 = FL to I1, SECTOR 2 = I1 to I2 SECTOR 3 = I2 to I3, SECTOR 4 = I3 to FL, DIFF = Difference To Personal Best Lap, P = Crossed Finish Line in Pit Lane, D = Time Disallowed
 10 - D1 27.619 33.363 41.590 37.259 220.8 2:19.832 (1) 142.70 08:43:33.339

P25 10 GT4 EKS Motorsports		Porsche Cayman GT4 Clubsport MR							
IDEAL LAP TIME : 2:19.764		BEST LAP TIME : 2:19.891		DIFFERENCE : 0.127					
D1: Byron Tong Siu KAU		D2: Eric Lo PIU							
LAP	SECTOR 1	SECTOR 2	SECTOR 3	SECTOR 4	SPEED TRAP	LAP TIME	KPH	DIFF	TIME OF DAY
1 - D1	OUTLAP	38.015	45.775	IN PIT			P		08:19:22.048
2 - D2	OUTLAP	35.863	42.242	IN PIT		4:15.073	P 78.23	1:55.181	08:23:37.121
3 - D1	OUTLAP	34.060	42.951	IN PIT		4:08.304	P 80.36	1:48.412	08:27:45.425
4 - D2	OUTLAP	33.783	41.966	37.283		3:50.971	86.39	1:31.080	08:31:36.396
5 - D2	27.453	33.189	41.838	37.410	219.5	2:19.891 (1)	142.64		08:33:56.287
6 - D2	28.106	33.471	42.919	IN PIT	219.9	2:24.959	P 137.65	5.067	08:36:21.247
7 - D1	OUTLAP	40.956	41.967	IN PIT		4:06.836	P 80.84	1:46.944	08:40:28.083

P26 77 GT4 Craft Bamboo Racing		Porsche Cayman GT4 Clubsport MR							
IDEAL LAP TIME : 2:19.548		BEST LAP TIME : 2:21.100		DIFFERENCE : 1.552					
D1: Jean-Marc MERLIN		D2: Frank YU							
LAP	SECTOR 1	SECTOR 2	SECTOR 3	SECTOR 4	SPEED TRAP	LAP TIME	KPH	DIFF	TIME OF DAY
1 - D2	OUTLAP	36.160	46.372	43.426					08:18:24.801
2 - D2	29.185	46.250	1:05.201	1:01.985	215.5	3:22.621	98.48	1:01.521	08:21:47.422
3 - D2	28.201	33.051	42.652	37.196	220.8	2:21.100 (1)	141.42		08:24:08.523
4 - D2	27.390	33.775	42.540	IN PIT	219.9	2:24.620	P 137.98	3.519	08:26:33.144
5 - D2	OUTLAP	34.699	42.588	IN PIT		4:02.301	P 82.35	1:41.200	08:30:35.445
6 - D1	OUTLAP	34.821	42.994	39.502		6:50.655	48.59	4:29.555	08:37:26.100
7 - D1	27.894	34.250	42.040	37.942	216.0	2:22.126 (3)	140.40	1.025	08:39:48.227
8 - D1	27.843	33.524	41.910	38.490	215.1	2:21.768 (2)	140.75	0.667	08:42:09.995

P27 11 GT4 TTR Team SARD		Porsche Cayman GT4 Clubsport MR							
IDEAL LAP TIME : 2:21.173		BEST LAP TIME : 2:21.873		DIFFERENCE : 0.699					
D1: Terrence TSE		D2: Tony Fong Wai SHING							
LAP	SECTOR 1	SECTOR 2	SECTOR 3	SECTOR 4	SPEED TRAP	LAP TIME	KPH	DIFF	TIME OF DAY
1 - D1	OUTLAP	35.620	45.770	38.221					08:19:15.455
2 - D1	46.804	1:03.300	50.881	37.560	113.8	3:18.545	100.50	56.672	08:22:34.001
3 - D1	28.172	33.670	42.780	37.251	218.1	2:21.873 (1)	140.65		08:24:55.874
4 - D1	28.684	33.685	42.365	37.854	219.9	2:22.589 (2)	139.94	0.715	08:27:18.463
5 - D1	29.237	34.850	43.894	38.252	215.5	2:26.234	136.45	4.360	08:29:44.697
6 - D1	27.887	46.892	42.793	IN PIT	218.6	2:44.681	P 121.17	22.807	08:32:29.379
7 - D2	OUTLAP	58.278	47.308	39.837		4:29.809	73.95	2:07.936	08:36:59.188
8 - D2	28.550	34.699	43.608	38.422	219.0	2:25.279 (3)	137.35	3.406	08:39:24.468
9 - D2	29.069	35.219	43.873	38.353	219.9	2:26.515	136.19	4.641	08:41:50.983

P28 17 GT4 Taiwan Top Speed Racing Team		Porsche Cayman GT4 Clubsport MR							
IDEAL LAP TIME : 2:21.379		BEST LAP TIME : 2:22.040		DIFFERENCE : 0.660					
D1: Jeremy WANG		D2: Keo CHANG							
LAP	SECTOR 1	SECTOR 2	SECTOR 3	SECTOR 4	SPEED TRAP	LAP TIME	KPH	DIFF	TIME OF DAY
1 - D1	OUTLAP	36.190	49.966	41.435					08:19:21.291
2 - D1	43.565	1:09.118	51.443	39.085	119.7	3:23.211	98.19	1:01.171	08:22:44.502
3 - D1	30.547	34.892	45.242	40.580	216.8	2:31.261	131.92	9.221	08:25:15.764
4 - D1	28.590	34.642	43.740	39.039	215.1	2:26.011	136.66	3.971	08:27:41.776
5 - D1	28.366	34.840	44.473	38.210	213.8	2:25.890 (3)	136.77	3.849	08:30:07.666
6 - D1	28.181	38.081	43.230	IN PIT	216.4	2:33.305	P 130.16	11.265	08:32:40.972
7 - D2	OUTLAP	40.340	47.461	38.055		4:26.556	74.86	2:04.515	08:37:07.528
8 - D2	27.917	33.745	42.604	37.773	219.5	2:22.040 (1)	140.48		08:39:29.568
9 - D2	28.081	34.282	42.772	37.113	219.5	2:22.248 (2)	140.28	0.208	08:41:51.817

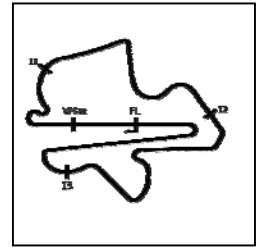
P29 89 GT4 HubAuto Racing		Porsche Cayman GT4 Clubsport MR							
IDEAL LAP TIME : 2:29.165		BEST LAP TIME :		DIFFERENCE :					
D1: Alan YEO		D2: Ringo CHONG							
LAP	SECTOR 1	SECTOR 2	SECTOR 3	SECTOR 4	SPEED TRAP	LAP TIME	KPH	DIFF	TIME OF DAY
1 - D1	OUTLAP	45.251	52.334	41.667					08:30:04.143

Weather / Track : Sunny / Dry

Sepang International Circuit
 Circuit Length = 5.543 km
 Start: 08:15 Flag 08:46 End: 08:47

Blancpain GT Series Asia 2017

FREE PRACTICE 3 - SECTOR ANALYSIS



SECTOR 1 = FL to I1, SECTOR 2 = I1 to I2 SECTOR 3 = I2 to I3, SECTOR 4 = I3 to FL, DIFF = Difference To Personal Best Lap, P = Crossed Finish Line in Pit Lane, D = Time Disallowed

2 - D1	<i>29.451</i>	42.317	48.597	IN PIT	<i>201.1</i>	2:47.607	P	119.05	08:32:51.751
3 - D1	OUTLAP	37.964	45.701	IN PIT		4:36.998	P	72.03	08:37:28.749
4 - D1	OUTLAP	<i>34.883</i>	<i>43.163</i>	IN PIT		3:55.730	P	84.65	08:41:24.479

Blancpain GT Series Asia 2017

FREE PRACTICE 3 - BEST SPEEDS

POS	NO	NAME	VMAX	KPH
1	75	T2 Motorsport		245.4
2	98	Arrows Racing		244.8
3	90	FIST - Team AAI		244.8
4	39	Spirit of Race SA		244.3
5	38	Spirit of Race SA		244.3
6	99	Craft Bamboo Racing		244.3
7	37	BBT		243.7
8	1	FFF Racing Team By ACM		243.7
9	88	Craft Bamboo Racing		243.2
10	18	KCMG		242.6
11	6	Team Audi R8 LMS Cup		242.6
12	999	GruppeM Racing Team		242.1
13	2	FFF Racing Team By ACM		242.1
14	91	FIST - Team AAI		242.1
15	7	Team WRT		242.1
16	27	X-One Motorsports Ltd		242.1
17	5	Audi Hong Kong		241.6
18	66	Vincenzo Sospiri Racing SRL		241.6
19	69	CMRT Eurasia		241.6
20	86	OD Racing Team		241.0
21	19	KCMG		241.0
22	12	Clearwater Racing		241.0
23	888	GruppeM Racing Team		239.4
24	117	EKS Motorsport		222.2
25	77	Craft Bamboo Racing		220.8
26	10	EKS Motorsports		219.9
27	11	TTR Team SARD		219.9
28	17	Taiwan Top Speed Racing Team		219.5
29	89	HubAuto Racing		201.1
30				

Weather / Track : Sunny / Dry

Results can be found at www.tsl-timing.com

Sepang International Circuit
Circuit Length = 5.543 km
Start: 08:15 Flag 08:46 End: 08:47

Printed - 08:50 Saturday, 08 April 2017

Blancpain GT Series Asia 2017

FREE PRACTICE 3 - BEST SECTORS

SECTOR 1				SECTOR 2			SECTOR 3			SECTOR 4			IDEAL / BEST COMPARISON					
POS	NO	NAME	TIME	NO	NAME	TIME	NO	NAME	TIME	NO	NAME	TIME	POS	NO	NAME	IDEAL	BEST	DIFF
															PERFECT LAP	2:02.768		
1	38	Spirit	24.593	999	GruppeM	28.746	2	FFF Rac	36.430	38	Spirit	32.999	1	999	GruppeM Racing Team	2:03.294	2:03.328	0.034
2	18	KCMG	24.605	18	KCMG	28.865	5	Audi Ho	36.503	7	Team WR	33.142	2	18	KCMG	2:03.511	2:04.304	0.793
3	888	GruppeM	24.698	2	FFF Rac	28.918	888	GruppeM	36.530	999	GruppeM	33.177	3	888	GruppeM Racing Team	2:03.739	2:03.876	0.137
4	1	FFF Rac	24.698	39	Spirit	28.969	999	GruppeM	36.562	6	Team Au	33.318	4	38	Spirit of Race SA	2:03.739	2:03.970	0.230
5	37	BBT	24.724	6	Team Au	28.986	18	KCMG	36.671	39	Spirit	33.336	5	2	FFF Racing Team By ACM	2:03.767	2:04.059	0.292
6	12	Clearwa	24.727	7	Team WR	29.105	39	Spirit	36.711	888	GruppeM	33.346	6	39	Spirit of Race SA	2:03.787	2:03.948	0.161
7	6	Team Au	24.732	66	Vincenz	29.137	86	OD Raci	36.812	18	KCMG	33.369	7	6	Team Audi R8 LMS Cup	2:03.942	2:04.407	0.464
8	86	OD Raci	24.744	888	GruppeM	29.165	38	Spirit	36.839	37	BBT	33.385	8	5	Audi Hong Kong	2:04.003	2:04.538	0.535
9	39	Spirit	24.771	91	FIST -	29.187	91	FIST -	36.842	86	OD Raci	33.391	9	86	OD Racing Team	2:04.164	2:04.246	0.081
10	88	Craft B	24.789	5	Audi Ho	29.201	66	Vincenz	36.847	5	Audi Ho	33.440	10	7	Team WRT	2:04.165	2:04.921	0.755
11	999	GruppeM	24.809	88	Craft B	29.207	19	KCMG	36.854	2	FFF Rac	33.508	11	37	BBT	2:04.201	2:04.239	0.038
12	99	Craft B	24.829	86	OD Raci	29.216	37	BBT	36.872	99	Craft B	33.531	12	66	Vincenzo Sospiri Racing SRL	2:04.456	2:04.719	0.262
13	5	Audi Ho	24.859	37	BBT	29.219	6	Team Au	36.906	66	Vincenz	33.561	13	88	Craft Bamboo Racing	2:04.635	2:05.117	0.481
14	2	FFF Rac	24.910	19	KCMG	29.229	7	Team WR	36.985	88	Craft B	33.607	14	91	FIST - Team AAI	2:04.763	2:04.881	0.118
15	66	Vincenz	24.911	12	Clearwa	29.245	12	Clearwa	37.015	1	FFF Rac	33.639	15	12	Clearwater Racing	2:04.790	2:06.100	1.309
16	7	Team WR	24.933	38	Spirit	29.308	88	Craft B	37.032	98	Arrows	33.667	16	1	FFF Racing Team By ACM	2:04.822	2:05.571	0.749
17	98	Arrows	24.987	1	FFF Rac	29.341	1	FFF Rac	37.143	91	FIST -	33.685	17	99	Craft Bamboo Racing	2:05.018	2:05.284	0.266
18	75	T2 Moto	25.040	98	Arrows	29.420	98	Arrows	37.187	75	T2 Moto	33.795	18	19	KCMG	2:05.113	2:05.388	0.275
19	91	FIST -	25.048	99	Craft B	29.425	99	Craft B	37.232	12	Clearwa	33.802	19	98	Arrows Racing	2:05.262	2:05.827	0.565
20	19	KCMG	25.141	27	X-One M	29.462	27	X-One M	37.473	27	X-One M	33.875	20	27	X-One Motorsports Ltd	2:06.124	2:06.519	0.395
21	27	X-One M	25.313	75	T2 Moto	29.738	90	FIST -	37.996	19	KCMG	33.888	21	75	T2 Motorsport	2:06.637	2:06.917	0.280
22	90	FIST -	25.387	90	FIST -	29.945	75	T2 Moto	38.063	90	FIST -	34.369	22	90	FIST - Team AAI	2:07.697	2:08.116	0.419
23	69	CMRT Eu	25.451	69	CMRT Eu	30.109	69	CMRT Eu	38.402	69	CMRT Eu	34.585	23	69	CMRT Eurasia	2:08.547	2:10.181	1.633
24	77	Craft B	27.390	13	Milesto	32.734	117	EKS Mot	41.590	17	Taiwan	37.113	24	77	Craft Bamboo Racing	2:19.548	2:21.100	1.552
25	10	EKS Mot	27.453	77	Craft B	33.051	10	EKS Mot	41.838	77	Craft B	37.196	25	117	EKS Motorsport	2:19.640	2:19.832	0.192
26	117	EKS Mot	27.619	117	EKS Mot	33.171	77	Craft B	41.910	11	TTR Tea	37.251	26	10	EKS Motorsports	2:19.764	2:19.891	0.127
27	11	TTR Tea	27.887	10	EKS Mot	33.189	11	TTR Tea	42.365	117	EKS Mot	37.259	27	11	TTR Team SARD	2:21.173	2:21.873	0.699
28	17	Taiwan	27.917	11	TTR Tea	33.670	17	Taiwan	42.604	10	EKS Mot	37.283	28	17	Taiwan Top Speed Racing Te	2:21.379	2:22.040	0.660
29	89	HubAuto	29.451	17	Taiwan	33.745	89	HubAuto	43.163	89	HubAuto	41.667	29	89	HubAuto Racing	2:29.165		
30				89	HubAuto	34.883												

Weather / Track : Sunny / Dry

Sepang International Circuit

Circuit Length = 5.543 km

Start: 08:15 Flag 08:46 End: 08:47

Results can be found at www.tsl-timing.com

Printed - 08:50 Saturday, 08 April 2017

Blancpain GT Series Asia 2017

FREE PRACTICE 3 - DRIVER STATISTICS

POS	NO	CL	PIC	TEAM / DRIVERS	CAR	LAPS	RACE TIME	%	BEST	ON	KPH
1	999	Pro/Am	1	GruppeM Racing Team (HKG) Hunter ABBOTT (GBR) Raffaele MARCIELLO (ITA)	Mercedes AMG-GT3	8	26:16.276				
						2	26:57.938	102.64	2:06.104	8	158.23
						5	13:39.932	52.02	2:03.328	5	161.80
2	888	Silver	1	GruppeM Racing Team (HKG) Tim SUGDEN (GBR) Jules SZYMKOWIAK (NLD)	Mercedes AMG-GT3	11	27:30.514				
						5	14:20.569	52.14	2:07.656	3	156.31
						5	13:04.470	47.53	2:03.876	8	161.08
3	39	Pro/Am	2	Spirit of Race SA (CHE) Jiang XIN (CHN) Massimiliano WISER (ITA)	Ferrari 488 GT3	11	26:51.734				
						6	15:22.613	57.24	2:04.929	6	159.72
						4	10:51.564	40.43	2:03.948	10	160.99
4	38	Pro/Am	3	Spirit of Race SA (CHE) Nasrat MUZAYYIN (SGP) Rui AGUAS (PRT)	Ferrari 488 GT3	10	26:16.740				
						5	14:25.829	54.91	2:09.360	5	154.25
						4	10:45.330	40.93	2:03.970	8	160.96
5	2	Pro/Am	4	FFF Racing Team By ACM (CHN) ZHU Junhan (CHN) Ho-Pin TUNG (CHN)	Lamborghini Huracan GT3	9	25:54.612				
						3	9:25.729	36.39	2:12.379	9	150.73
						5	14:59.943	57.89	2:04.059	5	160.84
6	37	Pro/Am	5	BBT (CHN) Anthony Liu XU (CHN) Davide RIZZO (HKG)	Ferrari 488 GT3	10	26:43.981				
						2	6:28.021	24.19	2:05.855	10	158.55
						7	18:07.981	67.83	2:04.239	7	160.61
7	86	Silver	2	OD Racing Team (MYS) Mitchell GILBERT (MYS) Adilja PATEL (IND)	Audi R8 LMS GT3	8	19:38.598				
						3	9:36.363	48.90	2:04.587	3	160.16
						4	8:32.219	43.46	2:04.246	7	160.60
8	18	Pro/Am	6	KCMG (HKG) Sanghwi Rick YOON (HKG) Martin RUMP (EST)	Audi R8 LMS GT3	11	26:05.217				
						4	24:42.864	94.74	2:06.194	10	158.12
						6	16:01.821	61.45	2:04.304	6	160.53
9	6	Pro/Am	7	Team Audi R8 LMS Cup (HKG) Alex AU (HKG) Alex YOONG (MYS)	Audi R8 LMS GT3	12	28:19.460				
						3	9:02.817	31.94	2:08.720	11	155.02
						8	20:06.749	71.01	2:04.407	6	160.39
10	5	Silver	3	Audi Hong Kong (HKG) Marchy LEE (HKG) Shaun Thong Wei FUNG (HKG)	Audi R8 LMS GT3	12	28:06.283				
						6	14:52.849	52.95	2:04.538	8	160.23
						5	13:57.256	49.65	2:05.673	5	158.78
11	66	Silver	4	Vincenzo Sospiri Racing SRL (ITA) Martin KODRIC (HRV) Sandy STUVIK (THA)	Lamborghini Huracan GT3	10	27:41.155				
						4	14:14.264	51.43	2:43.001	2	122.42
						5	10:33.644	38.14	2:04.719	8	159.99
12	91	Silver	5	FIST - Team AAI (TPE) Oliver MILLROY (GBR) Jesse KROHN (FIN)	BMW M6 GT3	11	27:02.373				
						3	8:32.337	31.58	2:06.330	10	157.95
						7	18:11.711	67.29	2:04.881	7	159.79
13	7	Pro/Am	8	Team WRT (BEL) Jeffrey LEE (TPE) Will STEVENS (GBR)	Audi R8 LMS GT3	10	25:36.332				
						6	16:39.110	65.03	2:07.725	6	156.23
						3	8:32.233	33.34	2:04.921	10	159.73
14	88	Silver	6	Craft Bamboo Racing (HKG) Jules GOUNON (FRA) Joel CAMATHIAS (MCO)	Porsche 911 GT3R	10	26:07.728				
						4	28:43.663	109.95	2:05.117	9	159.48
						5	14:22.258	55.00	2:05.140	5	159.45
15	99	Silver	7	Craft Bamboo Racing (HKG) Darryl O'YOUNG (HKG) Peter Li ZHICONG (CHN)	Porsche 911 GT3R	10	26:20.959				
						4	8:38.526	32.80	2:05.284	9	159.27
						5	14:31.668	55.14	2:07.437	5	156.58
16	19	Am/Am	1	KCMG (HKG) Naoto TAKEDA (JPN) Takuya SHIRASAKA (JPN)	Audi R8 LMS GT3	11	26:52.625				
						4	11:01.351	41.01	2:08.301	10	155.53
						6	16:36.875	61.82	2:05.388	5	159.14
17	1	Silver	8	FFF Racing Team By ACM (CHN) Aidan READ (AUS) Alberto DI FOLCO (ITA)	Lamborghini Huracan GT3	11	27:22.696				
						4	10:36.611	38.75	2:05.571	10	158.91
						6	16:26.064	60.03	2:05.677	6	158.77
18	98	Pro/Am	9	Arrows Racing (MYS) Philip MA (HKG) Fairuz FAUZY (MYS)	Porsche 911 GT3R	10	26:16.274				
						6	26:24.888	100.55	2:11.028	8	152.29
						3	10:21.032	39.40	2:05.827	3	158.58
19	12	Pro/Am	10	Clearwater Racing (SGP) Richard WEE (SGP) Rob BELL (GBR)	McLaren 650S GT3	10	26:09.254				
						4	18:40.079	71.38	2:09.159	6	154.49
						5	26:55.825	102.97	2:06.100	10	158.24

Sepang International Circuit
Circuit Length = 5.543 km
Start: 08:15 Flag 08:46 End: 08:47

Weather / Track : Sunny / Dry

Blancpain GT Series Asia 2017

FREE PRACTICE 3 - DRIVER STATISTICS

POS	NO	CL	PIC	TEAM / DRIVERS	CAR	LAPS	RACE TIME	%	BEST	ON	KPH
20	27	Am/Am	2	X-One Motorsports Ltd (CHE) Vincent WONG (HKG) Andrew HARYANTO (IDN)	Lamborghini Huracan GT3	9	26:15.295				
						4	13:08.133	50.03	2:17.160	4	145.48
						4	10:54.577	41.55	2:06.519	7	157.72
21	75	Am/Am	3	T2 Motorsport (SGP) TEO Bee Tat Gregory (SGP) David TJIPTOBIANTORO (IDN)	Ferrari 488 GT3	10	26:46.641				
						3	8:55.064	33.30	2:10.627	10	152.76
						6	17:06.131	63.87	2:06.917	4	157.22
22	90	Am/Am	4	FIST - Team AAI (TPE) Jun San CHEN (TPE) Lin YU (CHN)	BMW M6 GT3	10	25:01.233				
						6	16:29.348	65.90	2:08.116	5	155.75
						3	11:18.787	45.22	2:10.788	9	152.57
23	69	Am/Am	5	CMRT Eurasia (SGP) James Cai MENGTAO (CHN) Kenneth Lim Juin CHENG (MYS)	Aston Martin Vantage GT3	10	26:05.704				
						4	11:45.031	45.03	2:10.181	9	153.28
						5	14:36.814	56.00	2:10.217	5	153.24
24	117	INV	1	EKS Motorsport (MYS) Nazim AZMAN (MYS) Swen HERBERGER (DEU)	Porsche Cayman GT4 Clubsport MR	10	25:42.635				
						9	28:03.850	109.15	2:19.832	10	142.70
						0	0.000	0.00		0	
25	10	GT4	1	EKS Motorsports (MYS) Byron Tong Siu KAU (HKG) Eric Lo PIU (HKG)	Porsche Cayman GT4 Clubsport MR	7	23:40.223				
						2	20:30.018	86.61		0	
						4	20:32.609	86.79	2:19.891	5	142.64
26	77	GT4	2	Craft Bamboo Racing (HKG) Jean-Marc MERLIN (FRA) Frank YU (HKG)	Porsche Cayman GT4 Clubsport MR	8	26:19.621				
						3	24:40.070	93.70	2:21.768	8	140.75
						4	13:06.880	49.81	2:21.100	3	141.42
27	11	GT4	3	TTR Team SARD (HKG) Terrence TSE (HKG) Tony Fong Wai SHING (HKG)	Porsche Cayman GT4 Clubsport MR	9	25:04.693				
						5	15:43.089	62.68	2:21.873	3	140.65
						3	10:36.973	42.33	2:25.279	8	137.35
28	17	GT4	4	Taiwan Top Speed Racing Team (TPE) Jeremy WANG (TPE) Keo CHANG (TPE)	Porsche Cayman GT4 Clubsport MR	9	25:06.656				
						5	15:55.811	63.44	2:25.890	5	136.77
						3	9:53.988	39.42	2:22.040	8	140.48
29	89	GT4	5	HubAuto Racing (TPE) Alan YEO (AUS) Ringo CHONG (SGP)	Porsche Cayman GT4 Clubsport MR	4	14:10.395				
						3	13:20.131	94.09		0	
						0	0.000	0.00		0	
30	13	Pro/Am	11	Milestone Racing (HKG) Sun JINGZU (CHN) Franky Cheng CONGFU (CHN)	Audi R8 LMS GT3	0					
						0	0.000	0.00		0	
						0	0.000	0.00		0	

Weather / Track : Sunny / Dry

Sepang International Circuit
Circuit Length = 5.543 km
Start: 08:15 Flag 08:46 End: 08:47

Blancpain GT Series Asia 2017

FREE PRACTICE 3 - PIT STOP ANALYSIS

P1	999 Pro/An	GruppeM Racing Team	Mercedes AMG-GT3				
D1: Hunter ABBOTT	Total Stint: 2 Laps		Best Lap: 2:06.104 On Lap 8 @ 158.23 kph				
D2: Raffaele MARCIELLO	Total Stint: 5 Laps - 13:39.932 (52.02%)		Best Lap: 2:03.328 On Lap 5 @ 161.80 kph				
STOP	IN TIME	DRIVER IN	STINT TIME	STOP TIME	TOTAL STOP TIME	OUT TIME	DRIVER OUT
1 -	08:18:52.329	Raffaele MARCIELLO	3:04.257	6:48.223	6:48.223	08:25:40.552	Raffaele MARCIELLO
2 -	08:36:16.227	Raffaele MARCIELLO	10:35.675	1:35.570	8:23.793	08:37:51.797	Hunter ABBOTT
-	Finish	Hunter ABBOTT	6:29.783				
P2	888 Silver	GruppeM Racing Team	Mercedes AMG-GT3				
D1: Tim SUGDEN	Total Stint: 5 Laps - 14:20.569 (52.14%)		Best Lap: 2:07.656 On Lap 3 @ 156.31 kph				
D2: Jules SZYMKOWIAK	Total Stint: 5 Laps - 13:04.470 (47.53%)		Best Lap: 2:03.876 On Lap 8 @ 161.08 kph				
STOP	IN TIME	DRIVER IN	STINT TIME	STOP TIME	TOTAL STOP TIME	OUT TIME	DRIVER OUT
1 -	08:30:25.516	Tim SUGDEN	14:20.569	1:54.270	1:54.270	08:32:19.786	Jules SZYMKOWIAK
2 -	08:40:49.402	Jules SZYMKOWIAK	8:29.616	36.522	2:30.792	08:41:25.924	Jules SZYMKOWIAK
-	Finish	Jules SZYMKOWIAK	4:34.854				
P3	39 Pro/An	Spirit of Race SA	Ferrari 488 GT3				
D1: Jiang XIN	Total Stint: 6 Laps - 15:22.613 (57.24%)		Best Lap: 2:04.929 On Lap 6 @ 159.72 kph				
D2: Massimiliano WISER	Total Stint: 4 Laps - 10:51.564 (40.43%)		Best Lap: 2:03.948 On Lap 10 @ 160.99 kph				
STOP	IN TIME	DRIVER IN	STINT TIME	STOP TIME	TOTAL STOP TIME	OUT TIME	DRIVER OUT
1 -	08:20:14.088	Jiang XIN	4:39.401	1:33.640	1:33.640	08:21:47.728	Jiang XIN
2 -	08:32:30.940	Jiang XIN	10:43.212	1:36.136	3:09.776	08:34:07.076	Massimiliano WISER
-	Finish	Massimiliano WISER	10:51.564				
P4	38 Pro/An	Spirit of Race SA	Ferrari 488 GT3				
D1: Nasrat MUZAYYIN	Total Stint: 5 Laps - 14:25.829 (54.91%)		Best Lap: 2:09.360 On Lap 5 @ 154.25 kph				
D2: Rui AGUAS	Total Stint: 4 Laps - 10:45.330 (40.93%)		Best Lap: 2:03.970 On Lap 8 @ 160.96 kph				
STOP	IN TIME	DRIVER IN	STINT TIME	STOP TIME	TOTAL STOP TIME	OUT TIME	DRIVER OUT
1 -	08:30:28.225	Nasrat MUZAYYIN	14:25.829	3:15.919	3:15.919	08:33:44.144	Rui AGUAS
2 -	08:42:19.136	Rui AGUAS	8:34.992	50.433	4:06.352	08:43:09.569	Rui AGUAS
P5	2 Pro/An	FFF Racing Team By ACM	Lamborghini Huracan GT3				
D1: ZHU Junhan	Total Stint: 3 Laps - 9:25.729 (36.39%)		Best Lap: 2:12.379 On Lap 9 @ 150.73 kph				
D2: Ho-Pin TUNG	Total Stint: 5 Laps - 14:59.943 (57.89%)		Best Lap: 2:04.059 On Lap 5 @ 160.84 kph				
STOP	IN TIME	DRIVER IN	STINT TIME	STOP TIME	TOTAL STOP TIME	OUT TIME	DRIVER OUT
1 -	08:22:35.468	Ho-Pin TUNG	6:14.504	1:21.269	1:21.269	08:23:56.737	Ho-Pin TUNG
2 -	08:32:42.176	Ho-Pin TUNG	8:45.439	2:40.161	4:01.430	08:35:22.337	ZHU Junhan
-	Finish	ZHU Junhan	9:25.729				
P6	37 Pro/An	BBT	Ferrari 488 GT3				
D1: Anthony Liu XU	Total Stint: 2 Laps - 6:28.021 (24.19%)		Best Lap: 2:05.855 On Lap 10 @ 158.55 kph				
D2: Davide RIZZO	Total Stint: 7 Laps - 18:07.981 (67.83%)		Best Lap: 2:04.239 On Lap 7 @ 160.61 kph				
STOP	IN TIME	DRIVER IN	STINT TIME	STOP TIME	TOTAL STOP TIME	OUT TIME	DRIVER OUT
1 -	08:17:30.942	Davide RIZZO	2:18.187	1:05.975	1:05.975	08:18:36.917	Davide RIZZO
2 -	08:26:03.542	Davide RIZZO	7:26.625	1:52.576	2:58.551	08:27:56.118	Davide RIZZO
3 -	08:36:19.287	Davide RIZZO	8:23.169	1:21.632	4:20.183	08:37:40.919	Anthony Liu XU
-	Finish	Anthony Liu XU	6:28.021				
P7	86 Silver	OD Racing Team	Audi R8 LMS GT3				
D1: Mitchell GILBERT	Total Stint: 3 Laps - 9:36.363 (48.9%)		Best Lap: 2:04.587 On Lap 3 @ 160.16 kph				
D2: Aditja PATEL	Total Stint: 4 Laps - 8:32.219 (43.46%)		Best Lap: 2:04.246 On Lap 7 @ 160.60 kph				
STOP	IN TIME	DRIVER IN	STINT TIME	STOP TIME	TOTAL STOP TIME	OUT TIME	DRIVER OUT
1 -	08:26:47.863	Mitchell GILBERT	9:36.363	1:30.016	1:30.016	08:28:17.879	Aditja PATEL
2 -	08:36:50.098	Aditja PATEL					
P8	18 Pro/An	KCMG	Audi R8 LMS GT3				
D1: Sanghwi Rick YOON	Total Stint: 4 Laps - 24:42.864 (94.74%)		Best Lap: 2:06.194 On Lap 10 @ 158.12 kph				
D2: Martin RUMP	Total Stint: 6 Laps - 16:01.821 (61.45%)		Best Lap: 2:04.304 On Lap 6 @ 160.53 kph				
STOP	IN TIME	DRIVER IN	STINT TIME	STOP TIME	TOTAL STOP TIME	OUT TIME	DRIVER OUT
1 -	08:32:53.763	Martin RUMP	16:01.821	1:22.353	1:22.353	08:34:16.116	Sanghwi Rick YOON
-	Finish	Sanghwi Rick YOON	8:41.043				

Weather / Track : Sunny / Dry

Sepang International Circuit
Circuit Length = 5.543 miles
Start: 08:15 Flag 08:46 End: 08:47

Blancpain GT Series Asia 2017

FREE PRACTICE 3 - PIT STOP ANALYSIS

STOP	IN TIME	DRIVER IN	STINT TIME	STOP TIME	TOTAL STOP TIME	OUT TIME	DRIVER OUT
P9 6 Pro/An Team Audi R8 LMS Cup Audi R8 LMS GT3							
D1: Alex AU		Total Stint: 3 Laps - 9:02.817 (31.94%)		Best Lap: 2:08.720 On Lap 11 @ 155.02 kph			
D2: Alex YOONG		Total Stint: 8 Laps - 20:06.749 (71.01%)		Best Lap: 2:04.407 On Lap 6 @ 160.39 kph			
STOP	IN TIME	DRIVER IN	STINT TIME	STOP TIME	TOTAL STOP TIME	OUT TIME	DRIVER OUT
1 -	08:35:13.412	Alex YOONG	20:06.749	1:41.996	1:41.996	08:36:55.408	Alex AU
-	Finish	Alex AU	9:02.817				
P10 5 Silver Audi Hong Kong Audi R8 LMS GT3							
D1: Marchy LEE		Total Stint: 6 Laps - 14:52.849 (52.95%)		Best Lap: 2:04.538 On Lap 8 @ 160.23 kph			
D2: Shaun Thong Wei FUNG		Total Stint: 5 Laps - 13:57.256 (49.65%)		Best Lap: 2:05.673 On Lap 5 @ 158.78 kph			
STOP	IN TIME	DRIVER IN	STINT TIME	STOP TIME	TOTAL STOP TIME	OUT TIME	DRIVER OUT
1 -	08:29:06.290	Shaun Thong Wei FUNG	13:57.256	1:33.136	1:33.136	08:30:39.426	Marchy LEE
-	Finish	Marchy LEE	14:52.849				
P11 66 Silver Vincenzo Sospiri Racing SRL Lamborghini Huracan GT3							
D1: Martin KODRIC		Total Stint: 4 Laps - 14:14.264 (51.43%)		Best Lap: 2:43.001 On Lap 2 @ 122.42 kph			
D2: Sandy STUVIK		Total Stint: 5 Laps - 10:33.644 (38.14%)		Best Lap: 2:04.719 On Lap 8 @ 159.99 kph			
STOP	IN TIME	DRIVER IN	STINT TIME	STOP TIME	TOTAL STOP TIME	OUT TIME	DRIVER OUT
1 -	08:25:20.508	Martin KODRIC	9:48.939	2:13.196	2:13.196	08:27:33.704	Sandy STUVIK
2 -	08:38:07.348	Sandy STUVIK	10:33.644	2:54.395	5:07.591	08:41:01.743	Martin KODRIC
-	Finish	Martin KODRIC	4:25.325				
P12 91 Silver FIST - Team AAI BMW M6 GT3							
D1: Oliver MILLROY		Total Stint: 3 Laps - 8:32.337 (31.58%)		Best Lap: 2:06.330 On Lap 10 @ 157.95 kph			
D2: Jesse KROHN		Total Stint: 7 Laps - 18:11.711 (67.29%)		Best Lap: 2:04.881 On Lap 7 @ 159.79 kph			
STOP	IN TIME	DRIVER IN	STINT TIME	STOP TIME	TOTAL STOP TIME	OUT TIME	DRIVER OUT
1 -	08:25:39.053	Jesse KROHN	9:45.984	1:06.250	1:06.250	08:26:45.303	Jesse KROHN
2 -	08:35:11.030	Jesse KROHN	8:25.727	1:26.050	2:32.300	08:36:37.080	Oliver MILLROY
-	Finish	Oliver MILLROY	8:32.337				
P13 7 Pro/An Team WRT Audi R8 LMS GT3							
D1: Jeffrey LEE		Total Stint: 6 Laps - 16:39.110 (65.03%)		Best Lap: 2:07.725 On Lap 6 @ 156.23 kph			
D2: Will STEVENS		Total Stint: 3 Laps - 8:32.233 (33.34%)		Best Lap: 2:04.921 On Lap 10 @ 159.73 kph			
STOP	IN TIME	DRIVER IN	STINT TIME	STOP TIME	TOTAL STOP TIME	OUT TIME	DRIVER OUT
1 -	08:33:02.630	Jeffrey LEE	16:39.110	2:38.018	2:38.018	08:35:40.648	Will STEVENS
-	Finish	Will STEVENS	8:32.233				
P14 88 Silver Craft Bamboo Racing Porsche 911 GT3R							
D1: Jules GOUNON		Total Stint: 4 Laps		Best Lap: 2:05.117 On Lap 9 @ 159.48 kph			
D2: Joel CAMATHIAS		Total Stint: 5 Laps - 14:22.258 (55%)		Best Lap: 2:05.140 On Lap 5 @ 159.45 kph			
STOP	IN TIME	DRIVER IN	STINT TIME	STOP TIME	TOTAL STOP TIME	OUT TIME	DRIVER OUT
1 -	08:21:32.567	Joel CAMATHIAS	5:48.652	1:14.603	1:14.603	08:22:47.170	Joel CAMATHIAS
2 -	08:31:20.776	Joel CAMATHIAS	8:33.606	1:57.643	3:12.246	08:33:18.419	Jules GOUNON
-	Finish	Jules GOUNON	15:12.775				
P15 99 Silver Craft Bamboo Racing Porsche 911 GT3R							
D1: Darryl O'YOUNG		Total Stint: 4 Laps - 8:38.526 (32.8%)		Best Lap: 2:05.284 On Lap 9 @ 159.27 kph			
D2: Peter Li ZHICONG		Total Stint: 5 Laps - 14:31.668 (55.14%)		Best Lap: 2:07.437 On Lap 5 @ 156.58 kph			
STOP	IN TIME	DRIVER IN	STINT TIME	STOP TIME	TOTAL STOP TIME	OUT TIME	DRIVER OUT
1 -	08:23:47.134	Peter Li ZHICONG	7:47.460	1:34.030	1:34.030	08:25:21.164	Peter Li ZHICONG
2 -	08:32:05.372	Peter Li ZHICONG	6:44.208	1:36.735	3:10.765	08:33:42.107	Darryl O'YOUNG
3 -	08:42:20.633	Darryl O'YOUNG					
P16 19 Am/Ar KCMG Audi R8 LMS GT3							
D1: Naoto TAKEDA		Total Stint: 4 Laps - 11:01.351 (41.01%)		Best Lap: 2:08.301 On Lap 10 @ 155.53 kph			
D2: Takuya SHIRASAKA		Total Stint: 6 Laps - 16:36.875 (61.82%)		Best Lap: 2:05.388 On Lap 5 @ 159.14 kph			
STOP	IN TIME	DRIVER IN	STINT TIME	STOP TIME	TOTAL STOP TIME	OUT TIME	DRIVER OUT
1 -	08:32:32.398	Takuya SHIRASAKA	16:36.875	1:33.996	1:33.996	08:34:06.394	Naoto TAKEDA
-	Finish	Naoto TAKEDA	11:01.351				

Weather / Track : Sunny / Dry

Sepang International Circuit
Circuit Length = 5.543 miles
Start: 08:15 Flag 08:46 End: 08:47

Blancpain GT Series Asia 2017

FREE PRACTICE 3 - PIT STOP ANALYSIS

P17	1 Silver	FFF Racing Team By ACM	Lamborghini Huracan GT3				
D1: Aidan READ	Total Stint: 4 Laps - 10:36.611 (38.75%)		Best Lap: 2:05.571 On Lap 10 @ 158.91 kph				
D2: Alberto DI FOLCO	Total Stint: 6 Laps - 16:26.064 (60.03%)		Best Lap: 2:05.677 On Lap 6 @ 158.77 kph				
STOP	IN TIME	DRIVER IN	STINT TIME	STOP TIME	TOTAL STOP TIME	OUT TIME	DRIVER OUT
1 -	08:32:08.175	Alberto DI FOLCO	16:26.064	2:31.017	2:31.017	08:34:39.192	Aidan READ
-	Finish	Aidan READ	10:36.611				
P18	98 Pro/An	Arrows Racing	Porsche 911 GT3R				
D1: Philip MA	Total Stint: 6 Laps		Best Lap: 2:11.028 On Lap 8 @ 152.29 kph				
D2: Fairuz FAUZY	Total Stint: 3 Laps - 10:21.032 (39.4%)		Best Lap: 2:05.827 On Lap 3 @ 158.58 kph				
STOP	IN TIME	DRIVER IN	STINT TIME	STOP TIME	TOTAL STOP TIME	OUT TIME	DRIVER OUT
1 -	08:26:12.637	Fairuz FAUZY	10:21.032	2:26.901	2:26.901	08:28:39.538	Philip MA
-	Finish	Philip MA	16:03.856				
P19	12 Pro/An	Clearwater Racing	McLaren 650S GT3				
D1: Richard WEE	Total Stint: 4 Laps - 18:40.079 (71.38%)		Best Lap: 2:09.159 On Lap 6 @ 154.49 kph				
D2: Rob BELL	Total Stint: 5 Laps		Best Lap: 2:06.100 On Lap 10 @ 158.24 kph				
STOP	IN TIME	DRIVER IN	STINT TIME	STOP TIME	TOTAL STOP TIME	OUT TIME	DRIVER OUT
1 -	08:25:40.196	Rob BELL	9:42.702	1:40.230	1:40.230	08:27:20.426	Richard WEE
2 -	08:36:17.803	Richard WEE	8:57.377	1:30.728	3:10.958	08:37:48.531	Rob BELL
-	Finish	Rob BELL	6:35.516				
P20	27 Am/Ar	X-One Motorsports Ltd	Lamborghini Huracan GT3				
D1: Vincent WONG	Total Stint: 4 Laps - 13:08.133 (50.03%)		Best Lap: 2:17.160 On Lap 4 @ 145.48 kph				
D2: Andrew HARYANTO	Total Stint: 4 Laps - 10:54.577 (41.55%)		Best Lap: 2:06.519 On Lap 7 @ 157.72 kph				
STOP	IN TIME	DRIVER IN	STINT TIME	STOP TIME	TOTAL STOP TIME	OUT TIME	DRIVER OUT
1 -	08:28:54.054	Vincent WONG	13:08.133	4:28.196	4:28.196	08:33:22.250	Andrew HARYANTO
-	Finish	Andrew HARYANTO	10:54.577				
P21	75 Am/Ar	T2 Motorsport	Ferrari 488 GT3				
D1: TEO Bee Tat Gregory	Total Stint: 3 Laps - 8:55.064 (33.3%)		Best Lap: 2:10.627 On Lap 10 @ 152.76 kph				
D2: David TJIPTOBIANTORO	Total Stint: 6 Laps - 17:06.131 (63.87%)		Best Lap: 2:06.917 On Lap 4 @ 157.22 kph				
STOP	IN TIME	DRIVER IN	STINT TIME	STOP TIME	TOTAL STOP TIME	OUT TIME	DRIVER OUT
1 -	08:28:55.677	David TJIPTOBIANTOR	12:36.434	1:29.149	1:29.149	08:30:24.826	David TJIPTOBIANTOR
2 -	08:34:54.523	David TJIPTOBIANTOR	4:29.697	1:34.097	3:03.246	08:36:28.620	TEO Bee Tat Gregory
-	Finish	TEO Bee Tat Gregory	8:55.064				
P22	90 Am/Ar	FIST - Team AAI	BMW M6 GT3				
D1: Jun San CHEN	Total Stint: 6 Laps - 16:29.348 (65.9%)		Best Lap: 2:08.116 On Lap 5 @ 155.75 kph				
D2: Lin YU	Total Stint: 3 Laps - 11:18.787 (45.22%)		Best Lap: 2:10.788 On Lap 9 @ 152.57 kph				
STOP	IN TIME	DRIVER IN	STINT TIME	STOP TIME	TOTAL STOP TIME	OUT TIME	DRIVER OUT
1 -	08:33:13.090	Jun San CHEN	16:29.348	1:52.029	1:52.029	08:35:05.119	Lin YU
-	Finish	Lin YU	13:28.247				
P23	69 Am/Ar	CMRT Eurasia	Aston Martin Vantage GT3				
D1: James Cai MENGTAO	Total Stint: 4 Laps - 11:45.031 (45.03%)		Best Lap: 2:10.181 On Lap 9 @ 153.28 kph				
D2: Kenneth Lim Juin CHENG	Total Stint: 5 Laps - 14:36.814 (56%)		Best Lap: 2:10.217 On Lap 5 @ 153.24 kph				
STOP	IN TIME	DRIVER IN	STINT TIME	STOP TIME	TOTAL STOP TIME	OUT TIME	DRIVER OUT
1 -	08:30:47.904	Kenneth Lim Juin CHEN	14:36.814	2:16.829	2:16.829	08:33:04.733	James Cai MENGTAO
-	Finish	James Cai MENGTAO	11:45.031				
P24	117 INV	EKS Motorsport	Porsche Cayman GT4 Clubsport MR				
D1: Nazim AZMAN	Total Stint: 9 Laps		Best Lap: 2:19.832 On Lap 10 @ 142.70 kph				
D2: Swen HERBERGER	Total Stint: 0 Laps						
STOP	IN TIME	DRIVER IN	STINT TIME	STOP TIME	TOTAL STOP TIME	OUT TIME	DRIVER OUT
1 -	08:21:31.486	Nazim AZMAN	3:40.782	27.653	27.653	08:21:59.139	Nazim AZMAN
-	Finish	Nazim AZMAN	24:23.068				

Weather / Track : Sunny / Dry

Blancpain GT Series Asia 2017

FREE PRACTICE 3 - PIT STOP ANALYSIS

P25 10 GT4		EKS Motorsports		Porsche Cayman GT4 Clubsport MR			
D1: Byron Tong Siu KAU		Total Stint: 2 Laps - 20:30.018 (86.61%)		Best Lap: 2:19.891 On Lap 5 @ 142.64 kph			
D2: Eric Lo PIU		Total Stint: 4 Laps - 20:32.609 (86.79%)					
STOP	IN TIME	DRIVER IN	STINT TIME	STOP TIME	TOTAL STOP TIME	OUT TIME	DRIVER OUT
1 -	08:19:22.048	Byron Tong Siu KAU	2:34.188	1:42.253	1:42.253	08:21:04.301	Eric Lo PIU
2 -	08:23:37.121	Eric Lo PIU	2:32.820	1:42.009	3:24.262	08:25:19.130	Byron Tong Siu KAU
3 -	08:27:45.425	Byron Tong Siu KAU	2:26.295	1:33.117	4:57.379	08:29:18.542	Eric Lo PIU
4 -	08:36:21.247	Eric Lo PIU	7:02.705	1:28.196	6:25.575	08:37:49.443	Byron Tong Siu KAU
5 -	08:40:28.083	Byron Tong Siu KAU	2:38.640	1:35.217	8:00.792	08:42:03.300	Eric Lo PIU

P26 77 GT4		Craft Bamboo Racing		Porsche Cayman GT4 Clubsport MR			
D1: Jean-Marc MERLIN		Total Stint: 3 Laps - 24:40.070 (93.7%)		Best Lap: 2:21.768 On Lap 8 @ 140.75 kph			
D2: Frank YU		Total Stint: 4 Laps - 13:06.880 (49.81%)		Best Lap: 2:21.100 On Lap 3 @ 141.42 kph			
STOP	IN TIME	DRIVER IN	STINT TIME	STOP TIME	TOTAL STOP TIME	OUT TIME	DRIVER OUT
1 -	08:26:33.144	Frank YU	10:42.770	1:38.191	1:38.191	08:28:11.335	Frank YU
2 -	08:30:35.445	Frank YU	2:24.110	4:27.628	6:05.819	08:35:03.073	Jean-Marc MERLIN
-	Finish	Jean-Marc MERLIN	9:54.999				

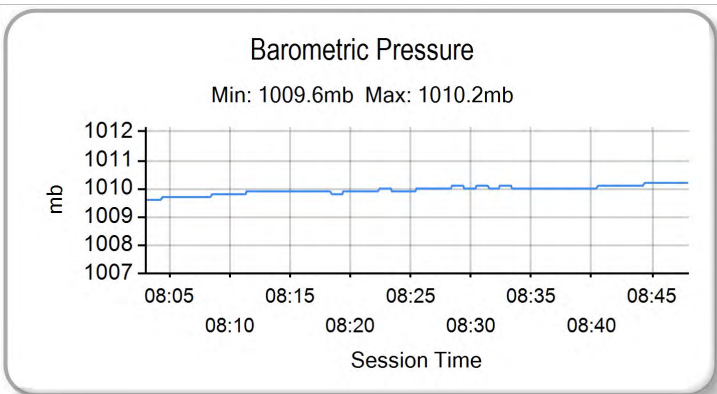
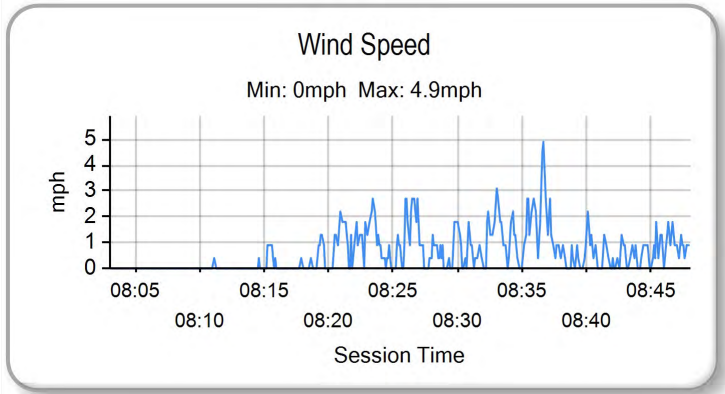
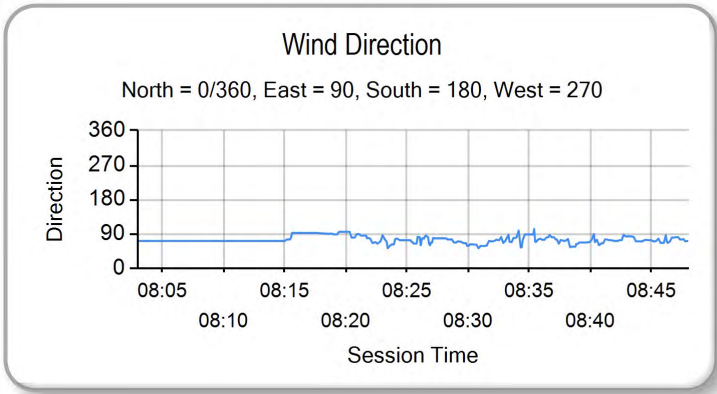
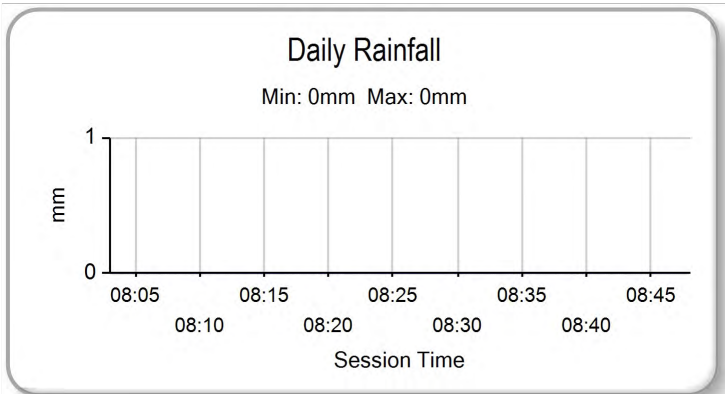
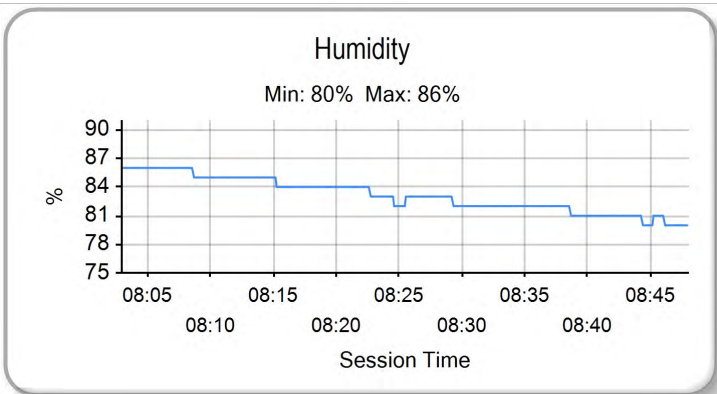
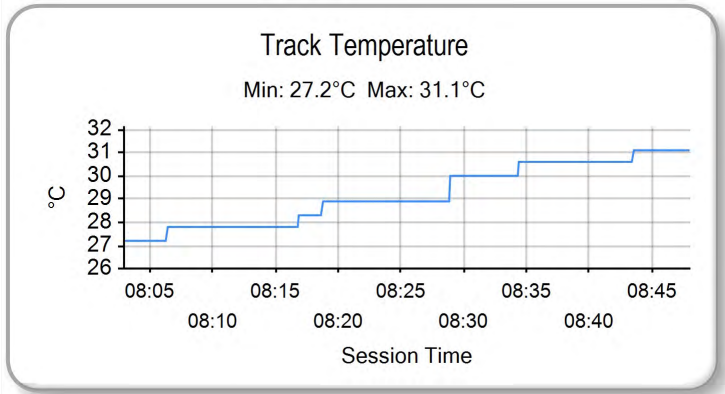
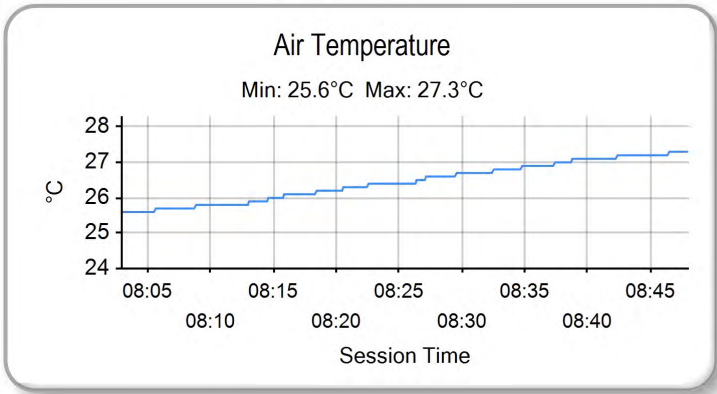
P27 11 GT4		TTR Team SARD		Porsche Cayman GT4 Clubsport MR			
D1: Terrence TSE		Total Stint: 5 Laps - 15:43.089 (62.68%)		Best Lap: 2:21.873 On Lap 3 @ 140.65 kph			
D2: Tony Fong Wai SHING		Total Stint: 3 Laps - 10:36.973 (42.33%)		Best Lap: 2:25.279 On Lap 8 @ 137.35 kph			
STOP	IN TIME	DRIVER IN	STINT TIME	STOP TIME	TOTAL STOP TIME	OUT TIME	DRIVER OUT
1 -	08:32:29.379	Terrence TSE	15:43.089	1:35.155	1:35.155	08:34:04.534	Tony Fong Wai SHING
-	Finish	Tony Fong Wai SHING	10:36.973				

P28 17 GT4		Taiwan Top Speed Racing Team		Porsche Cayman GT4 Clubsport MR			
D1: Jeremy WANG		Total Stint: 5 Laps - 15:55.811 (63.44%)		Best Lap: 2:25.890 On Lap 5 @ 136.77 kph			
D2: Keo CHANG		Total Stint: 3 Laps - 9:53.988 (39.42%)		Best Lap: 2:22.040 On Lap 8 @ 140.48 kph			
STOP	IN TIME	DRIVER IN	STINT TIME	STOP TIME	TOTAL STOP TIME	OUT TIME	DRIVER OUT
1 -	08:32:40.972	Jeremy WANG	15:55.811	1:53.277	1:53.277	08:34:34.249	Keo CHANG
-	Finish	Keo CHANG	9:53.988				

P29 89 GT4		HubAuto Racing		Porsche Cayman GT4 Clubsport MR			
D1: Alan YEO		Total Stint: 3 Laps - 13:20.131 (94.09%)					
D2: Ringo CHONG		Total Stint: 0 Laps					
STOP	IN TIME	DRIVER IN	STINT TIME	STOP TIME	TOTAL STOP TIME	OUT TIME	DRIVER OUT
1 -	08:32:51.751	Alan YEO	5:37.667	2:00.996	2:00.996	08:34:52.747	Alan YEO
2 -	08:37:28.749	Alan YEO	2:36.002	1:32.586	3:33.582	08:39:01.335	Alan YEO
3 -	08:41:24.479	Alan YEO	2:23.144	1:47.398	5:20.980	08:43:11.877	Alan YEO

Blancpain GT Series Asia 2017

FREE PRACTICE 3 - WEATHER CONDITIONS



Weather / Track : Sunny / Dry

Results can be found at www.tsl-timing.com

Sepang International Circuit
Circuit Length = 5.543 miles
Start: 08:15 Flag 08:46 End: 08:47

Printed - 08:55 Saturday, 08 April 2017

Blancpain GT Series Asia 2017

QUALIFYING 1 - CLASSIFICATION - FINAL

POS	NO	CL	PIC	TEAM / DRIVERS	CAR	TIME	ON	LAPS	GAP	DIFF	KPH
1	86	Silver	1	OD Racing Team (MYS) Mitchell GILBERT (MYS) / Aditja PATEL (IND)	Audi R8 LMS GT3	2:04.180	4	4			160.69
2	37	Pro/Am	1	BBT (CHN) Anthony LIU (CHN) / Davide RIZZO (HKG)	Ferrari 488 GT3	2:04.362	2	5	0.182	0.182	160.45
3	99	Silver	2	Craft Bamboo Racing (HKG) Darryl O'YOUNG (HKG) / Peter LI (CHN)	Porsche 911 GT3R	2:04.880	4	4	0.700	0.518	159.79
4	5	Silver	3	Audi Hong Kong (HKG) Marchy LEE (HKG) / Shaun THONG (HKG)	Audi R8 LMS GT3	2:04.985	3	5	0.805	0.104	159.65
5	88	Silver	4	Craft Bamboo Racing (HKG) Jules GOUNON (FRA) / Joel CAMATHIAS (MCO)	Porsche 911 GT3R	2:04.990	2	4	0.810	0.005	159.65
6	39	Pro/Am	2	Spirit of Race SA (CHE) Xin JIANG (CHN) / Massimiliano WISER (ITA)	Ferrari 488 GT3	2:05.667	2	2	1.487	0.677	158.79
7	66	Silver	5	Vincenzo Sospiri Racing SRL (ITA) Martin KODRIG (HRV) / Sandy STUVIK (THA)	Lamborghini Huracan GT3	2:05.887	4	4	1.707	0.219	158.51
8	888	Silver	6	GruppeM Racing Team (HKG) Tim SUGDEN (GBR) / Jules SZYMKOWIAK (NLD)	Mercedes AMG-GT3	2:06.016	2	4	1.836	0.129	158.35
9	91	Silver	7	FIST - Team AAI (TPE) Oliver MILLROY (GBR) / Jesse KROHN (FIN)	BMW M6 GT3	2:06.308	3	5	2.128	0.292	157.98
10	1	Silver	8	FFF Racing Team By ACM (CHN) Aidan READ (AUS) / Alberto DI FOLCO (ITA)	Lamborghini Huracan GT3	2:07.165	4	4	2.985	0.856	156.92
11	90	Am/Am	1	FIST - Team AAI (TPE) Jun San CHEN (TPE) / Yu LIN (CHN)	BMW M6 GT3	2:07.268	4	4	3.088	0.103	156.79
12	6	Pro/Am	3	Team Audi R8 LMS Cup (HKG) Alex AU (HKG) / Alex YOONG (MYS)	Audi R8 LMS GT3	2:07.307	4	4	3.127	0.038	156.74
13	13	Pro/Am	4	Milestone Racing (HKG) Jingzu SUN (CHN) / Franky CHENG (CHN)	Audi R8 LMS GT3	2:07.395	4	4	3.215	0.087	156.63
14	7	Pro/Am	5	Team WRT (BEL) Jeffrey LEE (TPE) / Will STEVENS (GBR)	Audi R8 LMS GT3	2:07.591	2	4	3.411	0.196	156.39
15	12	Pro/Am	6	Clearwater Racing (SGP) Richard WEE (SGP) / Rob BELL (GBR)	McLaren 650S GT3	2:07.698	2	3	3.518	0.106	156.26
16	38	Pro/Am	7	Spirit of Race SA (CHE) Nasrat MUZAYYIN (SGP) / Rui AGUAS (PRT)	Ferrari 488 GT3	2:08.362	3	5	4.182	0.663	155.45
17	19	Am/Am	2	KCMG (HKG) Naoto TAKEDA (JPN) / Takuya SHIRASAKA (JPN)	Audi R8 LMS GT3	2:08.521	2	4	4.341	0.159	155.26
18	27	Am/Am	3	X-One Motorsports Ltd (CHE) Vincent WONG (HKG) / Andrew HARYANTO (IDN)	Lamborghini Huracan GT3	2:09.349	2	3	5.169	0.828	154.27
19	75	Am/Am	4	T2 Motorsport (SGP) Gregory TEO (SGP) / David TJIPTOBIANTORO (IDN)	Ferrari 488 GT3	2:09.395	2	4	5.215	0.045	154.21
20	69	Am/Am	5	CMRT Eurasia (SGP) James CAI (CHN) / Kenneth LIM (MYS)	Aston Martin Vantage GT3	2:09.983	2	4	5.803	0.588	153.51
21	2	Pro/Am	8	FFF Racing Team By ACM (CHN) Junhan ZHU (CHN) / Ho-Pin TUNG (CHN)	Lamborghini Huracan GT3	2:10.447	4	4	6.267	0.463	152.97
22	98	Pro/Am	9	Arrows Racing (MYS) Philip MA (HKG) / Fairuz FAUZY (MYS)	Porsche 911 GT3R	2:11.147	4	4	6.967	0.699	152.15
23	117	INV	1	EKS Motorsport (MYS) Nazim AZMAN (MYS) / Swen HERBERGER (DEU)	Porsche Cayman GT4 Clubspor	2:19.129	2	4	14.949	7.982	143.42
24	10	GT4	1	EKS Motorsports (MYS) Byron TONG (HKG) / Eric LO (HKG)	Porsche Cayman GT4 Clubspor	2:20.353	2	2	16.173	1.223	142.17
25	77	GT4	2	Craft Bamboo Racing (HKG) Jean-Marc MERLIN (FRA) / Frank YU (HKG)	Porsche Cayman GT4 Clubspor	2:22.014	4	4	17.834	1.661	140.51
26	17	GT4	3	Taiwan Top Speed Racing Team (TPE) Jeremy WANG (TPE) / Keo CHANG (TPE)	Porsche Cayman GT4 Clubspor	2:22.644	2	4	18.464	0.629	139.89
27	89	GT4	4	HubAuto Racing (TPE) Alan YEO (AUS) / Ringo CHONG (SGP)	Porsche Cayman GT4 Clubspor	2:23.371	4	4	19.191	0.726	139.18
28	999	Pro/Am	10	GruppeM Racing Team (HKG) Hunter ABBOTT (GBR) / Raffaele MARCIELLO (ITA)	Mercedes AMG-GT3		0	4			
29	11	GT4	5	TTR Team SARD (HKG) Terrence TSE (HKG) / Tony FONG (HKG)	Porsche Cayman GT4 Clubspor		0	1			

Car 999 - All times removed as per stewards decision #2.

Sepang International Circuit
Circuit Length = 5.543 km
Start: 10:40 Flag 11:01 End: 11:01

Weather / Track : Sunny / Dry

These results are provisional until the conclusion of any judicial and technical matters.

Race Director : Ravin	Stewards :	Timekeeper :
-----------------------	------------	--------------

Results can be found at www.tsl-timing.com

Printed - 13:34 Saturday, 08 April 2017

Blancpain GT Series Asia 2017

QUALIFYING 1 - CLASSIFICATION BY CLASS - FINAL

CLASS : BGT Asia - GT3

POS	NO	NAME	ENTRY	TIME	ON	LAPS	GAP	DIFF	KPH
1	86	OD Racing Team	Audi R8 LMS GT3	2:04.180	4	4			160.69
2	37	BBT	Ferrari 488 GT3	2:04.362	2	5	0.182	0.182	160.45
3	99	Craft Bamboo Racing	Porsche 911 GT3R	2:04.880	4	4	0.700	0.518	159.79
4	5	Audi Hong Kong	Audi R8 LMS GT3	2:04.985	3	5	0.805	0.104	159.65
5	88	Craft Bamboo Racing	Porsche 911 GT3R	2:04.990	2	4	0.810	0.005	159.65
6	39	Spirit of Race SA	Ferrari 488 GT3	2:05.667	2	2	1.487	0.677	158.79
7	66	Vincenzo Sospiri Racing SRL	Lamborghini Huracan GT3	2:05.887	4	4	1.707	0.219	158.51
8	888	GruppeM Racing Team	Mercedes AMG-GT3	2:06.016	2	4	1.836	0.129	158.35
9	91	FIST - Team AAI	BMW M6 GT3	2:06.308	3	5	2.128	0.292	157.98
10	1	FFF Racing Team By ACM	Lamborghini Huracan GT3	2:07.165	4	4	2.985	0.856	156.92
11	90	FIST - Team AAI	BMW M6 GT3	2:07.268	4	4	3.088	0.103	156.79
12	6	Team Audi R8 LMS Cup	Audi R8 LMS GT3	2:07.307	4	4	3.127	0.038	156.74
13	13	Milestone Racing	Audi R8 LMS GT3	2:07.395	4	4	3.215	0.087	156.63
14	7	Team WRT	Audi R8 LMS GT3	2:07.591	2	4	3.411	0.196	156.39
15	12	Clearwater Racing	McLaren 650S GT3	2:07.698	2	3	3.518	0.106	156.26
16	38	Spirit of Race SA	Ferrari 488 GT3	2:08.362	3	5	4.182	0.663	155.45
17	19	KCMG	Audi R8 LMS GT3	2:08.521	2	4	4.341	0.159	155.26
18	27	X-One Motorsports Ltd	Lamborghini Huracan GT3	2:09.349	2	3	5.169	0.828	154.27
19	75	T2 Motorsport	Ferrari 488 GT3	2:09.395	2	4	5.215	0.045	154.21
20	69	CMRT Eurasia	Aston Martin Vantage GT3	2:09.983	2	4	5.803	0.588	153.51
21	2	FFF Racing Team By ACM	Lamborghini Huracan GT3	2:10.447	4	4	6.267	0.463	152.97
22	98	Arrows Racing	Porsche 911 GT3R	2:11.147	4	4	6.967	0.699	152.15
23	999	GruppeM Racing Team	Mercedes AMG-GT3			4			

CLASS : BGT Asia - Silver

POS	NO	NAME	ENTRY	TIME	ON	LAPS	GAP	DIFF	KPH
1	86	OD Racing Team	Audi R8 LMS GT3	2:04.180	4	4			160.69
2	99	Craft Bamboo Racing	Porsche 911 GT3R	2:04.880	4	4	0.700	0.700	159.79
3	5	Audi Hong Kong	Audi R8 LMS GT3	2:04.985	3	5	0.805	0.104	159.65
4	88	Craft Bamboo Racing	Porsche 911 GT3R	2:04.990	2	4	0.810	0.005	159.65
5	66	Vincenzo Sospiri Racing SRL	Lamborghini Huracan GT3	2:05.887	4	4	1.707	0.896	158.51
6	888	GruppeM Racing Team	Mercedes AMG-GT3	2:06.016	2	4	1.836	0.129	158.35
7	91	FIST - Team AAI	BMW M6 GT3	2:06.308	3	5	2.128	0.292	157.98
8	1	FFF Racing Team By ACM	Lamborghini Huracan GT3	2:07.165	4	4	2.985	0.856	156.92

CLASS : BGT Asia - Pro/Am

POS	NO	NAME	ENTRY	TIME	ON	LAPS	GAP	DIFF	KPH
1	37	BBT	Ferrari 488 GT3	2:04.362	2	5			160.45
2	39	Spirit of Race SA	Ferrari 488 GT3	2:05.667	2	2	1.305	1.305	158.79
3	6	Team Audi R8 LMS Cup	Audi R8 LMS GT3	2:07.307	4	4	2.945	1.640	156.74
4	13	Milestone Racing	Audi R8 LMS GT3	2:07.395	4	4	3.033	0.087	156.63
5	7	Team WRT	Audi R8 LMS GT3	2:07.591	2	4	3.229	0.196	156.39
6	12	Clearwater Racing	McLaren 650S GT3	2:07.698	2	3	3.336	0.106	156.26
7	38	Spirit of Race SA	Ferrari 488 GT3	2:08.362	3	5	4.000	0.663	155.45

Sepang International Circuit

Circuit Length = 5.543 km

Start: 10:40 Flag 11:01 End: 11:01

Weather / Track : Sunny / Dry

These results are provisional until the conclusion of any judicial and technical matters.

Race Director : Ravin	Stewards :	Timekeeper :
-----------------------	------------	--------------

Blancpain GT Series Asia 2017

QUALIFYING 1 - CLASSIFICATION BY CLASS - FINAL

8	2	FFF Racing Team By ACM	Lamborghini Huracan GT3	2:10.447	4	4	6.085	2.085	152.97
9	98	Arrows Racing	Porsche 911 GT3R	2:11.147	4	4	6.784	0.699	152.15
10	999	GruppeM Racing Team	Mercedes AMG-GT3			4			

CLASS : BGT Asia - Am/Am

POS	NO	NAME	ENTRY	TIME	ON	LAPS	GAP	DIFF	KPH
1	90	FIST - Team AAI	BMW M6 GT3	2:07.268	4	4			156.79
2	19	KCMG	Audi R8 LMS GT3	2:08.521	2	4	1.252	1.252	155.26
3	27	X-One Motorsports Ltd	Lamborghini Huracan GT3	2:09.349	2	3	2.081	0.828	154.27
4	75	T2 Motorsport	Ferrari 488 GT3	2:09.395	2	4	2.126	0.045	154.21
5	69	CMRT Eurasia	Aston Martin Vantage GT3	2:09.983	2	4	2.715	0.588	153.51

CLASS : BGT Asia - GT4

POS	NO	NAME	ENTRY	TIME	ON	LAPS	GAP	DIFF	KPH
1	10	EKS Motorsports	Porsche Cayman GT4 Clubsport MR	2:20.353	2	2			142.17
2	77	Craft Bamboo Racing	Porsche Cayman GT4 Clubsport MR	2:22.014	4	4	1.661	1.661	140.51
3	17	Taiwan Top Speed Racing Team	Porsche Cayman GT4 Clubsport MR	2:22.644	2	4	2.291	0.629	139.89
4	89	HubAuto Racing	Porsche Cayman GT4 Clubsport MR	2:23.371	4	4	3.018	0.726	139.18
5	11	TTR Team SARD	Porsche Cayman GT4 Clubsport MR			1			

CLASS : BGT Asia - INV

POS	NO	NAME	ENTRY	TIME	ON	LAPS	GAP	DIFF	KPH
1	117	EKS Motorsport	Porsche Cayman GT4 Clubsport MR	2:19.129	2	4			143.42

Car 999 - All times removed as per stewards decision #2.

Weather / Track : Sunny / Dry

These results are provisional until the conclusion of any judicial and technical matters.

Sepang International Circuit

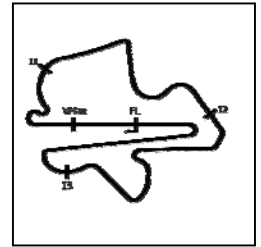
Circuit Length = 5.543 km

Start: 10:40 Flag 11:01 End: 11:01

Race Director : Ravin	Stewards :	Timekeeper :
-----------------------	------------	--------------

Blancpain GT Series Asia 2017

QUALIFYING 1 - SECTOR ANALYSIS



SECTOR 1 = FL to I1, SECTOR 2 = I1 to I2, SECTOR 3 = I2 to I3, SECTOR 4 = I3 to FL, DIFF = Difference To Personal Best Lap, P = Crossed Finish Line in Pit Lane, D = Time Disallowed

P1		86 Silver OD Racing Team		Audi R8 LMS GT3					
IDEAL LAP TIME : 2:04.024		BEST LAP TIME : 2:04.180		DIFFERENCE : 0.156					
D1: Mitchell GILBERT		D2: Aditja PATEL							
LAP	SECTOR 1	SECTOR 2	SECTOR 3	SECTOR 4	SPEED TRAP	LAP TIME	KPH	DIFF	TIME OF DAY
1 - D1	OUTLAP	32.350	40.437	36.109					10:44:23.204
2 - D1	25.008	29.051	37.279	34.448	238.9	2:05.787 (2)	158.63	1.607	10:46:28.991
3 - D1	OUTLAP	31.303	42.395	37.386		9:21.903	35.51	7:17.723	10:55:50.894
4 - D1	25.009	28.918	36.854	33.398	239.4	2:04.180 (1)	160.69		10:57:55.074

P2		37 Pro/Am BBT		Ferrari 488 GT3					
IDEAL LAP TIME : 2:04.266		BEST LAP TIME : 2:04.362		DIFFERENCE : 0.096					
D1: Anthony Liu XU		D2: Davide RIZZO							
LAP	SECTOR 1	SECTOR 2	SECTOR 3	SECTOR 4	SPEED TRAP	LAP TIME	KPH	DIFF	TIME OF DAY
1 - D1	OUTLAP	30.244	38.387	36.209					10:42:25.160
2 - D1	24.998	29.094	36.967	33.302	240.0	2:04.362 (1)	160.45		10:44:29.522
3 - D1	24.902	29.222	37.158	39.523	240.5	2:10.805 (3)	152.55	6.443	10:46:40.328
4 - D1	OUTLAP	29.549	38.590	36.084		8:57.700	37.11	6:53.338	10:55:38.028
5 - D1	24.920	29.101	36.983	38.374	241.0	2:09.378 (2)	154.23	5.016	10:57:47.407

P3		99 Silver Craft Bamboo Racing		Porsche 911 GT3R					
IDEAL LAP TIME : 2:04.764		BEST LAP TIME : 2:04.880		DIFFERENCE : 0.116					
D1: Darryl O'YOUNG		D2: Peter Li ZHICONG							
LAP	SECTOR 1	SECTOR 2	SECTOR 3	SECTOR 4	SPEED TRAP	LAP TIME	KPH	DIFF	TIME OF DAY
1 - D1	OUTLAP	33.791	46.322	38.472					10:43:00.418
2 - D1	25.159	29.211	37.963	33.713	241.0	2:06.046 (2)	158.31	1.166	10:45:06.465
3 - D1		33.973	41.791	35.188	242.1	10:20.538 (3)	32.15	8:15.657	10:55:27.003
4 - D1	25.157	29.050	36.904	33.769	240.0	2:04.880 (1)	159.79		10:57:31.884

P4		5 Silver Audi Hong Kong		Audi R8 LMS GT3					
IDEAL LAP TIME : 2:04.837		BEST LAP TIME : 2:04.985		DIFFERENCE : 0.147					
D1: Marchy LEE		D2: Shaun Thong Wei FUNG							
LAP	SECTOR 1	SECTOR 2	SECTOR 3	SECTOR 4	SPEED TRAP	LAP TIME	KPH	DIFF	TIME OF DAY
1 - D1	OUTLAP	31.046	39.441	36.569					10:42:31.610
2 - D1	25.172	29.499	37.320	33.631	240.0	2:05.622 (2)	158.84	0.637	10:44:37.233
3 - D1	25.008	29.213	37.112	33.651	241.0	2:04.985 (1)	159.65		10:46:42.218
4 - D1	OUTLAP	30.538	39.568	35.608		8:51.658	37.53	6:46.672	10:55:33.876
5 - D1	25.137	29.823	38.391	36.832	240.0	2:10.184 (3)	153.28	5.198	10:57:44.060

P5		88 Silver Craft Bamboo Racing		Porsche 911 GT3R					
IDEAL LAP TIME : 2:04.765		BEST LAP TIME : 2:04.990		DIFFERENCE : 0.225					
D1: Jules GOUNON		D2: Joel CAMATHIAS							
LAP	SECTOR 1	SECTOR 2	SECTOR 3	SECTOR 4	SPEED TRAP	LAP TIME	KPH	DIFF	TIME OF DAY
1 - D1	OUTLAP	36.510	41.615	42.521					10:43:09.455
2 - D1	25.107	29.324	37.094	33.464	240.5	2:04.990 (1)	159.65		10:45:14.445
3 - D1	OUTLAP	30.894	40.032	39.282		10:25.922	31.88	8:20.931	10:55:40.368
4 - D1	25.178	29.456	37.352	IN PIT	241.0	2:17.649 P	144.96	12.658	10:57:58.017

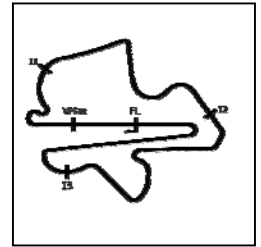
P6		999 Pro/Am GruppeM Racing Team		Mercedes AMG-GT3					
IDEAL LAP TIME : 2:05.196		BEST LAP TIME : 2:05.547		DIFFERENCE : 0.351					
D1: Hunter ABBOTT		D2: Raffaele MARCIELLO							
LAP	SECTOR 1	SECTOR 2	SECTOR 3	SECTOR 4	SPEED TRAP	LAP TIME	KPH	DIFF	TIME OF DAY
1 - D1	OUTLAP	31.917	38.327	34.412					10:42:19.036
2 - D1	25.378	29.337	37.276	33.556	237.8	2:05.547 (1)	158.94		10:44:24.584
3 - D1	25.337	29.346	37.297	33.617	240.5	2:05.597 (2)	158.87	0.049	10:46:30.182
4 - D1	OUTLAP	31.392	38.663	35.418		9:00.258	36.93	6:54.710	10:55:30.440
5 - D1	27.153	31.805	38.251	38.236	240.5	2:15.446 (3)	147.32	9.898	10:57:45.886

Weather / Track : Sunny / Dry

Sepang International Circuit
Circuit Length = 5.543 km
Start: 10:40 Flag 11:01 End: 11:01

Blancpain GT Series Asia 2017

QUALIFYING 1 - SECTOR ANALYSIS



SECTOR 1 = FL to I1, SECTOR 2 = I1 to I2, SECTOR 3 = I2 to I3, SECTOR 4 = I3 to FL, DIFF = Difference To Personal Best Lap, P = Crossed Finish Line in Pit Lane, D = Time Disallowed

P7		39 Pro/Am Spirit of Race SA		Ferrari 488 GT3					
IDEAL LAP TIME : 2:05.097		BEST LAP TIME : 2:05.667		DIFFERENCE : 0.570					
D1: Jiang XIN		D2: Massimiliano WISER							
LAP	SECTOR 1	SECTOR 2	SECTOR 3	SECTOR 4	SPEED TRAP	LAP TIME	KPH	DIFF	TIME OF DAY
1 - D1	OUTLAP	33.057	39.543	35.206					10:42:26.772
2 - D1	25.016	29.640	37.352	33.658	242.1	2:05.667 (1)	158.79		10:44:32.439

P8		66 Silver Vincenzo Sospiri Racing SRL		Lamborghini Huracan GT3					
IDEAL LAP TIME : 2:05.693		BEST LAP TIME : 2:05.887		DIFFERENCE : 0.194					
D1: Martin KODRIC		D2: Sandy STUVIK							
LAP	SECTOR 1	SECTOR 2	SECTOR 3	SECTOR 4	SPEED TRAP	LAP TIME	KPH	DIFF	TIME OF DAY
1 - D2	OUTLAP	31.272	39.782	39.055					10:42:43.454
2 - D2	25.401	29.938	37.747	34.761	238.9	2:07.847 (2)	156.08	1.960	10:44:51.302
3 - D2	OUTLAP	30.674	39.285	37.032		11:02.085	30.13	8:56.197	10:55:53.387
4 - D2	25.353	29.579	37.249	33.705	241.0	2:05.887 (1)	158.51		10:57:59.274

P9		888 Silver GruppeM Racing Team		Mercedes AMG-GT3					
IDEAL LAP TIME : 2:05.676		BEST LAP TIME : 2:06.016		DIFFERENCE : 0.340					
D1: Tim SUGDEN		D2: Jules SZYMKOWIAK							
LAP	SECTOR 1	SECTOR 2	SECTOR 3	SECTOR 4	SPEED TRAP	LAP TIME	KPH	DIFF	TIME OF DAY
1 - D1	OUTLAP	30.706	38.409	35.708					10:42:21.995
2 - D1	25.564	29.494	37.423	33.535	236.8	2:06.016 (1)	158.35		10:44:28.012
3 - D1	25.387	29.508	37.681	33.856	238.9	2:06.432 (2)	157.82	0.416	10:46:34.444
4 - D1	OUTLAP	30.098	39.982	35.525		10:20.170	32.17	8:14.154	10:56:54.615

P10		91 Silver FIST - Team AAI		BMW M6 GT3					
IDEAL LAP TIME : 2:06.263		BEST LAP TIME : 2:06.308		DIFFERENCE : 0.044					
D1: Oliver MILLROY		D2: Jesse KROHN							
LAP	SECTOR 1	SECTOR 2	SECTOR 3	SECTOR 4	SPEED TRAP	LAP TIME	KPH	DIFF	TIME OF DAY
1 - D1	OUTLAP	31.937	38.867	37.516					10:42:34.363
2 - D1	25.522	29.594	41.237	36.212	238.9	2:12.566 (3)	150.52	6.258	10:44:46.929
3 - D1	25.332	29.455	37.298	34.223	238.9	2:06.308 (1)	157.98		10:46:53.238
4 - D1	OUTLAP	29.925	38.071	34.560		9:23.689	35.40	7:17.380	10:56:16.927
5 - D1	25.287	30.818	39.186	34.231	239.4	2:09.523 (2)	154.06	3.214	10:58:26.450

P11		1 Silver FFF Racing Team By ACM		Lamborghini Huracan GT3					
IDEAL LAP TIME : 2:05.877		BEST LAP TIME : 2:07.165		DIFFERENCE : 1.287					
D1: Aidan READ		D2: Alberto DI FOLCO							
LAP	SECTOR 1	SECTOR 2	SECTOR 3	SECTOR 4	SPEED TRAP	LAP TIME	KPH	DIFF	TIME OF DAY
1 - D1	OUTLAP	32.399	41.915	35.150					10:42:45.258
2 - D1	25.165	29.950	38.286	33.922	242.1	2:07.323 (2)	156.72	0.158	10:44:52.582
3 - D1	OUTLAP	33.588	39.748	34.956		11:08.105	29.86	9:00.940	10:56:00.687
4 - D1	25.546	29.864	37.757	33.998	241.0	2:07.165 (1)	156.92		10:58:07.853

P12		90 Am/Am FIST - Team AAI		BMW M6 GT3					
IDEAL LAP TIME : 2:06.726		BEST LAP TIME : 2:07.268		DIFFERENCE : 0.541					
D1: Jun San CHEN		D2: Lin YU							
LAP	SECTOR 1	SECTOR 2	SECTOR 3	SECTOR 4	SPEED TRAP	LAP TIME	KPH	DIFF	TIME OF DAY
1 - D1	OUTLAP	32.930	40.897	35.120					10:42:45.990
2 - D1	25.339	29.837	38.208	34.223	242.6	2:07.608 (2)	156.37	0.339	10:44:53.598
3 - D1	OUTLAP	33.357	43.944	39.272		10:51.277	30.63	8:44.008	10:55:44.875
4 - D1	25.522	29.666	37.931	34.149	243.7	2:07.268 (1)	156.79		10:57:52.144

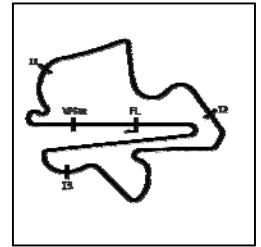
P13		6 Pro/Am Team Audi R8 LMS Cup		Audi R8 LMS GT3					
IDEAL LAP TIME : 2:06.965		BEST LAP TIME : 2:07.307		DIFFERENCE : 0.342					
D1: Alex AU		D2: Alex YOONG							
LAP	SECTOR 1	SECTOR 2	SECTOR 3	SECTOR 4	SPEED TRAP	LAP TIME	KPH	DIFF	TIME OF DAY
1 - D1	OUTLAP	34.673	42.242	38.913					10:42:40.493

Weather / Track : Sunny / Dry

Sepang International Circuit
Circuit Length = 5.543 km
Start: 10:40 Flag 11:01 End: 11:01

Blancpain GT Series Asia 2017

QUALIFYING 1 - SECTOR ANALYSIS



SECTOR 1 = FL to I1, SECTOR 2 = I1 to I2 SECTOR 3 = I2 to I3, SECTOR 4 = I3 to FL, DIFF = Difference To Personal Best Lap, P = Crossed Finish Line in Pit Lane, D = Time Disallowed

2 - D1	26.970	32.586	44.088	38.560	236.8	2:22.204 (2)	140.32	14.896	10:45:02.697
3 - D1	OUTLAP	31.246	40.099	36.523		10:39.793	31.18	8:32.486	10:55:42.490
4 - D1	25.551	29.714	37.749	34.293	236.8	2:07.307 (1)	156.74		10:57:49.798

P14 13 Pro/Am Milestone Racing

Audi R8 LMS GT3

IDEAL LAP TIME : 2:06.957 BEST LAP TIME : 2:07.395 DIFFERENCE : 0.438
 D1: Sun JINGZU D2: Franky Cheng CONGFU

LAP	SECTOR 1	SECTOR 2	SECTOR 3	SECTOR 4	SPEED TRAP	LAP TIME	KPH	DIFF	TIME OF DAY
1 - D1	OUTLAP	33.181	42.659	38.492					10:43:11.104
2 - D1	25.582	29.975	38.540	34.036	238.9	2:08.133 (2)	155.73	0.738	10:45:19.237
3 - D1	OUTLAP	32.136	40.139	37.597		10:22.279	32.06	8:14.884	10:55:41.517
4 - D1	25.579	29.777	37.953	34.086	238.4	2:07.395 (1)	156.63		10:57:48.912

P15 7 Pro/Am Team WRT

Audi R8 LMS GT3

IDEAL LAP TIME : 2:06.269 BEST LAP TIME : 2:07.591 DIFFERENCE : 1.322
 D1: Jeffrey LEE D2: Will STEVENS

LAP	SECTOR 1	SECTOR 2	SECTOR 3	SECTOR 4	SPEED TRAP	LAP TIME	KPH	DIFF	TIME OF DAY
1 - D1	OUTLAP	32.160	41.528	35.372					10:42:48.323
2 - D1	25.717	29.588	38.441	33.845	238.9	2:07.591 (1)	156.39		10:44:55.915
3 - D1	OUTLAP	30.822	40.067	37.420		10:59.952	30.23	8:52.360	10:55:55.867
4 - D1	25.489	32.519	38.952	34.453	240.0	2:11.414 (2)	151.84	3.822	10:58:07.281

P16 12 Pro/Am Clearwater Racing

McLaren 650S GT3

IDEAL LAP TIME : 2:07.331 BEST LAP TIME : 2:07.698 DIFFERENCE : 0.367
 D1: Richard WEE D2: Rob BELL

LAP	SECTOR 1	SECTOR 2	SECTOR 3	SECTOR 4	SPEED TRAP	LAP TIME	KPH	DIFF	TIME OF DAY
1 - D1	OUTLAP	33.440	40.629	36.568					10:44:11.984
2 - D1	25.470	29.724	38.596	33.907	238.9	2:07.698 (1)	156.26		10:46:19.682
3 - D1	OUTLAP	30.339	39.203	35.273		10:31.738	31.58	8:24.040	10:56:51.421

P17 38 Pro/Am Spirit of Race SA

Ferrari 488 GT3

IDEAL LAP TIME : 2:08.340 BEST LAP TIME : 2:08.362 DIFFERENCE : 0.022
 D1: Nasrat MUZAYYIN D2: Rui AGUAS

LAP	SECTOR 1	SECTOR 2	SECTOR 3	SECTOR 4	SPEED TRAP	LAP TIME	KPH	DIFF	TIME OF DAY
1 - D1	OUTLAP	31.378	39.935	36.835					10:42:29.226
2 - D1	26.108	30.434	38.833	34.495	240.0	2:09.870 (2)	153.65	1.508	10:44:39.097
3 - D1	25.567	30.182	38.300	34.313	241.0	2:08.362 (1)	155.45		10:46:47.459
4 - D1	OUTLAP	30.160	38.418	34.376		9:45.499	34.08	7:37.137	10:56:32.958
5 - D1	26.011	30.936	38.522	34.927	240.5	2:10.396 (3)	153.03	2.034	10:58:43.355

P18 19 Am/Am KCMG

Audi R8 LMS GT3

IDEAL LAP TIME : 2:07.628 BEST LAP TIME : 2:08.521 DIFFERENCE : 0.893
 D1: Naoto TAKEDA D2: Takuya SHIRASAKA

LAP	SECTOR 1	SECTOR 2	SECTOR 3	SECTOR 4	SPEED TRAP	LAP TIME	KPH	DIFF	TIME OF DAY
1 - D1	OUTLAP	34.378	46.377	39.139					10:43:01.509
2 - D1	26.185	30.384	37.822	34.129	237.8	2:08.521 (1)	155.26		10:45:10.030
3 - D1	OUTLAP	31.198	38.784	35.294		10:19.814	32.19	8:11.292	10:55:29.845
4 - D1	27.125	30.508	39.242	41.448	236.3	2:18.323 (2)	144.26	9.801	10:57:48.168

P19 27 Am/Am X-One Motorsports Ltd

Lamborghini Huracan GT3

IDEAL LAP TIME : 2:08.480 BEST LAP TIME : 2:09.349 DIFFERENCE : 0.869
 D1: Vincent WONG D2: Andrew HARYANTO

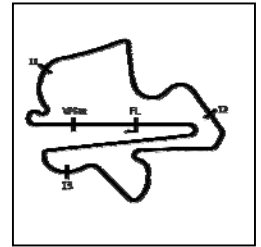
LAP	SECTOR 1	SECTOR 2	SECTOR 3	SECTOR 4	SPEED TRAP	LAP TIME	KPH	DIFF	TIME OF DAY
1 - D1	OUTLAP	36.257	43.107	46.058					10:43:18.330
2 - D1	25.568	31.221	38.013	34.547	238.9	2:09.349 (1)	154.27		10:45:27.680
3 - D1	OUTLAP	30.381	38.288	52.767		11:46.860	28.23	9:37.510	10:57:14.540

Weather / Track : Sunny / Dry

Sepang International Circuit
 Circuit Length = 5.543 km
 Start: 10:40 Flag 11:01 End: 11:01

Blancpain GT Series Asia 2017

QUALIFYING 1 - SECTOR ANALYSIS



SECTOR 1 = FL to I1, SECTOR 2 = I1 to I2, SECTOR 3 = I2 to I3, SECTOR 4 = I3 to FL, DIFF = Difference To Personal Best Lap, P = Crossed Finish Line in Pit Lane, D = Time Disallowed

P20 75 Am/Am T2 Motorsport		Ferrari 488 GT3							
IDEAL LAP TIME : 2:08.423		BEST LAP TIME : 2:09.395		DIFFERENCE : 0.972					
D1: TEO Bee Tat Gregory		D2: David TJIPTOBIANTORO							
LAP	SECTOR 1	SECTOR 2	SECTOR 3	SECTOR 4	SPEED TRAP	LAP TIME	KPH	DIFF	TIME OF DAY
1 - D1	OUTLAP	32.360	41.595	37.511					10:44:15.109
2 - D1	25.715	30.083	38.826	34.770	240.5	2:09.395 (1)	154.21		10:46:24.504
3 - D1	OUTLAP	32.136	39.595	34.300		9:37.630	34.54	7:28.234	10:56:02.135
4 - D1	25.535	31.627	39.927	34.437	243.7	2:11.526 (2)	151.71	2.130	10:58:13.662

P21 69 Am/Am CMRT Eurasia		Aston Martin Vantage GT3							
IDEAL LAP TIME : 2:09.983		BEST LAP TIME : 2:09.983		DIFFERENCE : 0.000					
D1: James Cai MENGTAO		D2: Kenneth Lim Juin CHENG							
LAP	SECTOR 1	SECTOR 2	SECTOR 3	SECTOR 4	SPEED TRAP	LAP TIME	KPH	DIFF	TIME OF DAY
1 - D1	OUTLAP	33.851	42.042	39.085					10:43:12.770
2 - D1	25.959	30.460	38.863	34.701	237.3	2:09.983 (1)	153.51		10:45:22.754
3 - D1	OUTLAP	32.343	40.755	35.970		10:05.664	32.94	7:55.680	10:55:28.418
4 - D1	26.077	30.987	40.945	35.014	235.8	2:13.023 (2)	150.00	3.039	10:57:41.442

P22 2 Pro/Am FFF Racing Team By ACM		Lamborghini Huracan GT3							
IDEAL LAP TIME : 2:09.997		BEST LAP TIME : 2:10.447		DIFFERENCE : 0.450					
D1: ZHU Junhan		D2: Ho-Pin TUNG							
LAP	SECTOR 1	SECTOR 2	SECTOR 3	SECTOR 4	SPEED TRAP	LAP TIME	KPH	DIFF	TIME OF DAY
1 - D1	OUTLAP	35.285	42.252	46.469					10:43:23.436
2 - D1	25.935	30.704	39.057	35.107	235.8	2:10.804 (2)	152.55	0.357	10:45:34.240
3 - D1	OUTLAP	34.197	43.415	36.067		10:33.841	31.48	8:23.393	10:56:08.081
4 - D1	25.846	30.768	38.964	34.868	238.9	2:10.447 (1)	152.97		10:58:18.528

P23 98 Pro/Am Arrows Racing		Porsche 911 GT3R							
IDEAL LAP TIME : 2:11.007		BEST LAP TIME : 2:11.147		DIFFERENCE : 0.140					
D1: Philip MA		D2: Fairuz FAUZY							
LAP	SECTOR 1	SECTOR 2	SECTOR 3	SECTOR 4	SPEED TRAP	LAP TIME	KPH	DIFF	TIME OF DAY
1 - D1	OUTLAP	36.715	43.442	43.100					10:43:14.506
2 - D1	26.358	31.278	39.688	35.331	236.3	2:12.656 (2)	150.42	1.508	10:45:27.162
3 - D1	OUTLAP	31.324	41.748	35.805		10:02.643	33.11	7:51.495	10:55:29.805
4 - D1	26.107	30.503	39.457	35.079	236.3	2:11.147 (1)	152.15		10:57:40.952

P24 117 INV EKS Motorsport		Porsche Cayman GT4 Clubsport MR							
IDEAL LAP TIME : 2:19.028		BEST LAP TIME : 2:19.129		DIFFERENCE : 0.101					
D1: Nazim AZMAN		D2: Swen HERBERGER							
LAP	SECTOR 1	SECTOR 2	SECTOR 3	SECTOR 4	SPEED TRAP	LAP TIME	KPH	DIFF	TIME OF DAY
1 - D1	OUTLAP	38.191	42.465	47.052					10:43:25.661
2 - D1	27.477	32.906	41.599	37.146	221.7	2:19.129 (1)	143.42		10:45:44.790
3 - D1	OUTLAP	35.515	47.664	45.245		10:25.782	31.88	8:06.653	10:56:10.573
4 - D1	27.376	33.204	42.756	37.461	219.0	2:20.797 (2)	141.72	1.668	10:58:31.371

P25 10 GT4 EKS Motorsports		Porsche Cayman GT4 Clubsport MR							
IDEAL LAP TIME : 2:19.913		BEST LAP TIME : 2:20.353		DIFFERENCE : 0.440					
D1: Byron Tong Siu KAU		D2: Eric Lo PIU							
LAP	SECTOR 1	SECTOR 2	SECTOR 3	SECTOR 4	SPEED TRAP	LAP TIME	KPH	DIFF	TIME OF DAY
1 - D1	OUTLAP	43.646	46.210	37.759					10:55:59.769
2 - D1	27.998	33.361	41.605	37.388	219.5	2:20.353 (1)	142.17		10:58:20.122

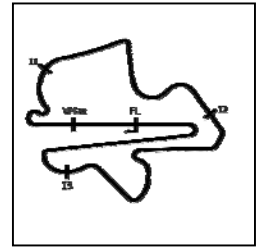
P26 77 GT4 Craft Bamboo Racing		Porsche Cayman GT4 Clubsport MR							
IDEAL LAP TIME : 2:21.088		BEST LAP TIME : 2:22.014		DIFFERENCE : 0.926					
D1: Jean-Marc MERLIN		D2: Frank YU							
LAP	SECTOR 1	SECTOR 2	SECTOR 3	SECTOR 4	SPEED TRAP	LAP TIME	KPH	DIFF	TIME OF DAY
1 - D1	OUTLAP	36.367	44.536	39.748					10:43:14.313
2 - D1	27.791	34.412	42.168	37.845	215.1	2:22.216 (2)	140.31	0.202	10:45:36.530

Weather / Track : Sunny / Dry

Sepang International Circuit
Circuit Length = 5.543 km
Start: 10:40 Flag 11:01 End: 11:01

Blancpain GT Series Asia 2017

QUALIFYING 1 - SECTOR ANALYSIS



SECTOR 1 = FL to I1, SECTOR 2 = I1 to I2, SECTOR 3 = I2 to I3, SECTOR 4 = I3 to FL, DIFF = Difference To Personal Best Lap, P = Crossed Finish Line in Pit Lane, D = Time Disallowed
 3 - D1 OUTLAP 33.918 42.743 38.716 10:16.371 32.37 7:54.356 10:55:52.902
 4 - D1 27.668 33.968 42.406 37.972 217.3 2:22.014 (1) 140.51 10:58:14.916

P27 17 GT4 Taiwan Top Speed Racing Team		Porsche Cayman GT4 Clubsport MR							
IDEAL LAP TIME : 2:21.647		BEST LAP TIME : 2:22.644		DIFFERENCE : 0.997					
D1: Jeremy WANG		D2: Keo CHANG							
LAP	SECTOR 1	SECTOR 2	SECTOR 3	SECTOR 4	SPEED TRAP	LAP TIME	KPH	DIFF	TIME OF DAY
1 - D1	OUTLAP	36.236	43.862	45.311					10:43:28.077
2 - D1	28.825	34.219	42.459	37.140	219.0	2:22.644 (1)	139.89		10:45:50.721
3 - D1	OUTLAP	35.136	44.496	39.154		10:23.316	32.01	8:00.672	10:56:14.038
4 - D1	27.958	34.414	42.569	37.705	219.9	2:22.646 (2)	139.89	0.001	10:58:36.684

P28 89 GT4 HubAuto Racing		Porsche Cayman GT4 Clubsport MR							
IDEAL LAP TIME : 2:22.712		BEST LAP TIME : 2:23.371		DIFFERENCE : 0.659					
D1: Alan YEO		D2: Ringo CHONG							
LAP	SECTOR 1	SECTOR 2	SECTOR 3	SECTOR 4	SPEED TRAP	LAP TIME	KPH	DIFF	TIME OF DAY
1 - D1	OUTLAP	36.734	44.631	44.097					10:43:31.942
2 - D1	28.195	34.484	43.107	37.717	218.1	2:23.504 (2)	139.05	0.132	10:45:55.446
3 - D1	OUTLAP	35.632	44.167	37.786		10:27.368	31.80	8:03.997	10:56:22.815
4 - D1	28.203	34.154	42.773	38.240	218.1	2:23.371 (1)	139.18		10:58:46.186

P29 11 GT4 TTR Team SARD		Porsche Cayman GT4 Clubsport MR							
IDEAL LAP TIME : 2:34.338		BEST LAP TIME :		DIFFERENCE :					
D1: Terrence TSE		D2: Tony Fong Wai SHING							
LAP	SECTOR 1	SECTOR 2	SECTOR 3	SECTOR 4	SPEED TRAP	LAP TIME	KPH	DIFF	TIME OF DAY
1 - D1	OUTLAP	34.845	42.783	48.424					10:43:27.689

Blancpain GT Series Asia 2017

QUALIFYING 1 - BEST SPEEDS

POS	NO	NAME	VMAX	KPH
1	90	FIST - Team AAI		243.7
2	75	T2 Motorsport		243.7
3	1	FFF Racing Team By ACM		242.6
4	37	BBT		242.1
5	99	Craft Bamboo Racing		242.1
6	88	Craft Bamboo Racing		242.1
7	39	Spirit of Race SA		242.1
8	13	Milestone Racing		242.1
9	999	GruppeM Racing Team		241.6
10	5	Audi Hong Kong		241.0
11	66	Vincenzo Sospiri Racing SRL		241.0
12	38	Spirit of Race SA		241.0
13	86	OD Racing Team		240.5
14	7	Team WRT		240.5
15	91	FIST - Team AAI		240.0
16	12	Clearwater Racing		240.0
17	27	X-One Motorsports Ltd		239.4
18	888	GruppeM Racing Team		238.9
19	6	Team Audi R8 LMS Cup		238.9
20	2	FFF Racing Team By ACM		238.9
21	19	KCMG		237.8
22	98	Arrows Racing		237.8
23	69	CMRT Eurasia		237.3
24	117	EKS Motorsport		221.7
25	17	Taiwan Top Speed Racing Team		219.9
26	10	EKS Motorsports		219.5
27	89	HubAuto Racing		218.6
28	77	Craft Bamboo Racing		217.7
29	11	TTR Team SARD		215.1

Weather / Track : Sunny / Dry

Results can be found at www.tsl-timing.com

Sepang International Circuit
Circuit Length = 5.543 km
Start: 10:40 Flag 11:01 End: 11:01

Printed - 11:03 Saturday, 08 April 2017

Blancpain GT Series Asia 2017

QUALIFYING 1 - BEST SECTORS

SECTOR 1				SECTOR 2				SECTOR 3				SECTOR 4				IDEAL / BEST COMPARISON			
POS	NO	NAME	TIME	NO	NAME	TIME	NO	NAME	TIME	NO	NAME	TIME	POS	NO	NAME	IDEAL	BEST	DIFF	
															PERFECT LAP	2:03.927			
1	86	OD Raci	24.853	86	OD Raci	28.918	86	OD Raci	36.854	37	BBT	33.302	1	86	OD Racing Team	2:04.024	2:04.180	0.156	
2	5	Audi Ho	24.881	99	Craft B	29.050	99	Craft B	36.904	86	OD Raci	33.398	2	37	BBT	2:04.266	2:04.362	0.096	
3	88	Craft B	24.886	39	Spirit	29.070	37	BBT	36.967	88	Craft B	33.464	3	99	Craft Bamboo Racing	2:04.764	2:04.880	0.116	
4	37	BBT	24.902	37	BBT	29.094	88	Craft B	37.090	888	GruppeM	33.535	4	88	Craft Bamboo Racing	2:04.765	2:04.990	0.225	
5	39	Spirit	25.016	999	GruppeM	29.107	5	Audi Ho	37.112	999	GruppeM	33.556	5	5	Audi Hong Kong	2:04.837	2:04.985	0.147	
6	1	FFF Rac	25.073	5	Audi Ho	29.213	66	Vincenz	37.249	5	Audi Ho	33.631	6	39	Spirit of Race SA	2:05.097	2:05.667	0.570	
7	99	Craft B	25.096	88	Craft B	29.324	999	GruppeM	37.276	39	Spirit	33.658	7	999	GruppeM Racing Team	2:05.196	2:05.547	0.351	
8	13	Milesto	25.190	888	GruppeM	29.434	91	FIST -	37.298	66	Vincenz	33.705	8	888	GruppeM Racing Team	2:05.676	2:06.016	0.340	
9	999	GruppeM	25.256	66	Vincenz	29.446	888	GruppeM	37.320	99	Craft B	33.713	9	66	Vincenzo Sospiri Racing SRL	2:05.693	2:05.887	0.194	
10	7	Team WR	25.277	91	FIST -	29.455	39	Spirit	37.352	7	Team WR	33.759	10	1	FFF Racing Team By ACM	2:05.877	2:07.165	1.287	
11	91	FIST -	25.287	7	Team WR	29.588	1	FFF Rac	37.386	1	FFF Rac	33.808	11	91	FIST - Team AAI	2:06.263	2:06.308	0.044	
12	66	Vincenz	25.292	1	FFF Rac	29.610	7	Team WR	37.644	12	Clearwa	33.907	12	7	Team WRT	2:06.269	2:07.591	1.322	
13	90	FIST -	25.339	12	Clearwa	29.622	90	FIST -	37.741	6	Team Au	33.951	13	90	FIST - Team AAI	2:06.726	2:07.268	0.541	
14	888	GruppeM	25.387	90	FIST -	29.666	6	Team Au	37.749	90	FIST -	33.980	14	13	Milestone Racing	2:06.957	2:07.395	0.438	
15	75	T2 Moto	25.450	6	Team Au	29.714	19	KCMG	37.822	13	Milesto	34.036	15	6	Team Audi R8 LMS Cup	2:06.965	2:07.307	0.342	
16	12	Clearwa	25.470	13	Milesto	29.777	13	Milesto	37.953	19	KCMG	34.129	16	12	Clearwater Racing	2:07.331	2:07.698	0.367	
17	6	Team Au	25.551	75	T2 Moto	29.847	27	X-One M	38.013	91	FIST -	34.223	17	19	KCMG	2:07.628	2:08.521	0.893	
18	38	Spirit	25.567	19	KCMG	30.101	38	Spirit	38.300	75	T2 Moto	34.300	18	38	Spirit of Race SA	2:08.340	2:08.362	0.022	
19	27	X-One M	25.568	38	Spirit	30.160	12	Clearwa	38.331	38	Spirit	34.313	19	75	T2 Motorsport	2:08.423	2:09.395	0.972	
20	19	KCMG	25.575	27	X-One M	30.352	75	T2 Moto	38.826	27	X-One M	34.547	20	27	X-One Motorsports Ltd	2:08.480	2:09.349	0.869	
21	2	FFF Rac	25.621	69	CMRT Eu	30.460	69	CMRT Eu	38.863	69	CMRT Eu	34.701	21	69	CMRT Eurasia	2:09.983	2:09.983	0.000	
22	69	CMRT Eu	25.959	98	Arrows	30.487	2	FFF Rac	38.964	2	FFF Rac	34.868	22	2	FFF Racing Team By ACM	2:09.997	2:10.447	0.450	
23	98	Arrows	25.983	2	FFF Rac	30.543	98	Arrows	39.457	98	Arrows	35.079	23	98	Arrows Racing	2:11.007	2:11.147	0.140	
24	117	EKS Mot	27.376	117	EKS Mot	32.906	117	EKS Mot	41.599	17	Taiwan	37.140	24	117	EKS Motorsport	2:19.028	2:19.129	0.101	
25	10	EKS Mot	27.558	10	EKS Mot	33.361	10	EKS Mot	41.605	117	EKS Mot	37.146	25	10	EKS Motorsports	2:19.913	2:20.353	0.440	
26	77	Craft B	27.645	77	Craft B	33.429	77	Craft B	42.168	10	EKS Mot	37.388	26	77	Craft Bamboo Racing	2:21.088	2:22.014	0.926	
27	17	Taiwan	27.828	89	HubAuto	34.154	17	Taiwan	42.459	89	HubAuto	37.717	27	17	Taiwan Top Speed Racing Te	2:21.647	2:22.644	0.997	
28	89	HubAuto	28.067	17	Taiwan	34.219	89	HubAuto	42.773	77	Craft B	37.845	28	89	HubAuto Racing	2:22.712	2:23.371	0.659	
29	11	TTR Tea	28.285	11	TTR Tea	34.845	11	TTR Tea	42.783	11	TTR Tea	48.424	29	11	TTR Team SARD	2:34.338			

Weather / Track : Sunny / Dry

Sepang International Circuit

Circuit Length = 5.543 km

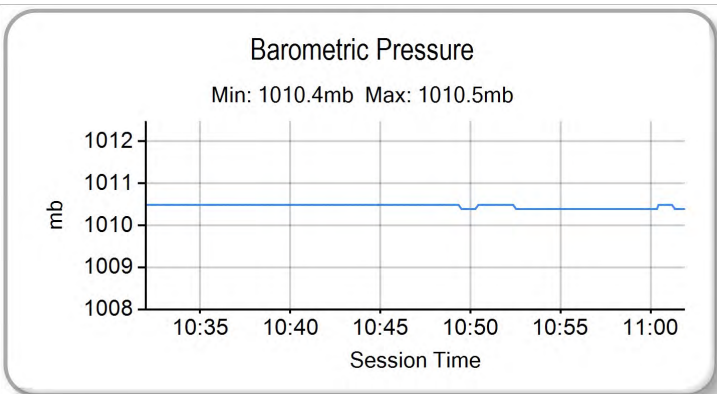
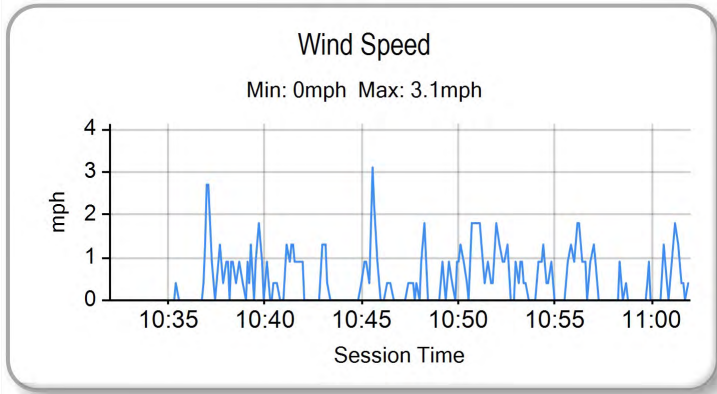
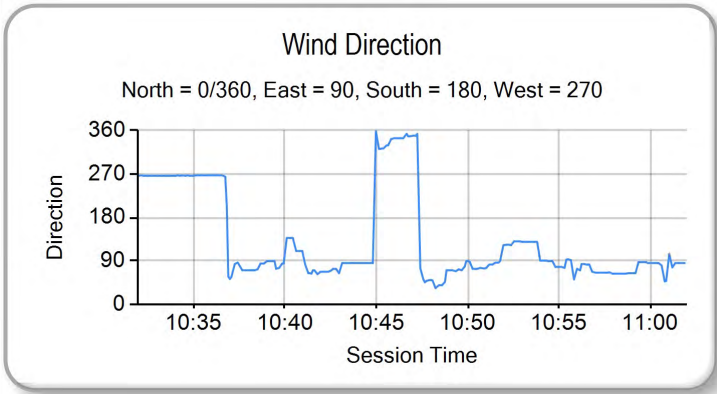
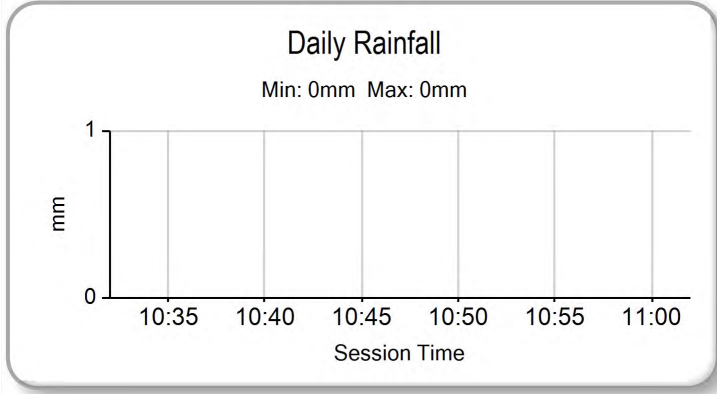
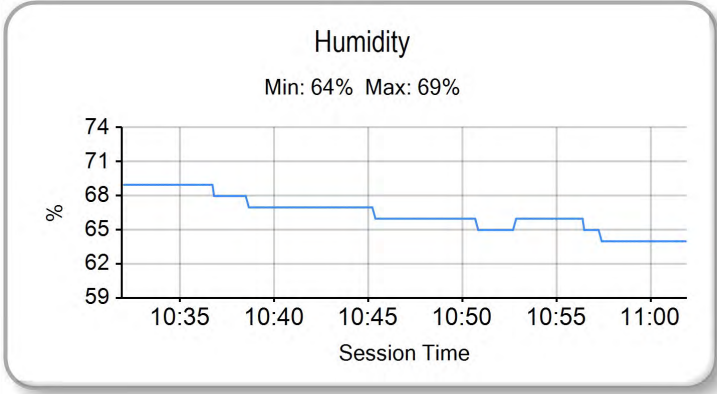
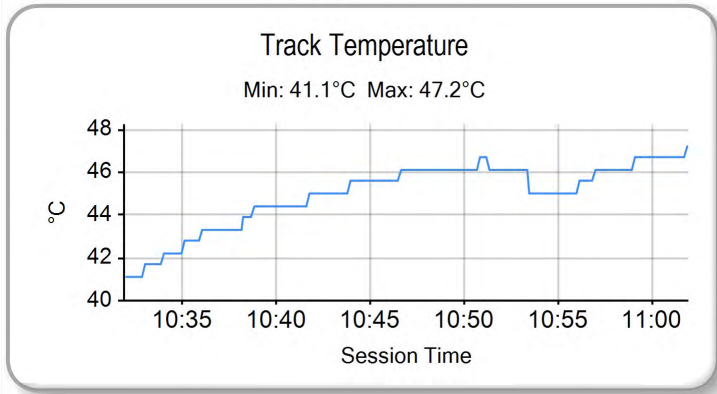
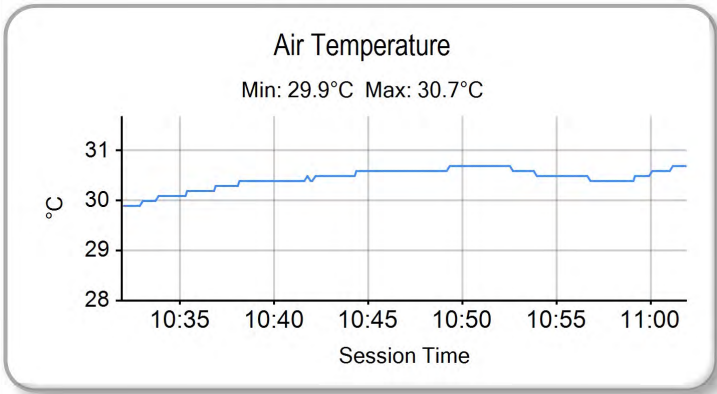
Start: 10:40 Flag 11:01 End: 11:01

Results can be found at www.tsl-timing.com

Printed - 11:03 Saturday, 08 April 2017

Blancpain GT Series Asia 2017

QUALIFYING 1 - WEATHER CONDITIONS



Weather / Track : Sunny / Dry


Results can be found at www.tsl-timing.com

Sepang International Circuit
 Circuit Length = 5.543 miles
 Start: 10:40 Flag 11:01 End: 11:01

Printed - 11:04 Saturday, 08 April 2017

Blancpain GT Series Asia 2017

RACE 1 - ROUND 1 - GRID (60 minutes) - FINAL

ROW 14	27	Alan Yeo 2:23.371 89 HubAuto Racing	Terence Tse 11 TTR Team SARD
ROW 13	25	Jean Marc Merlin 2:22.014 77 Craft Bamboo Racing	Jeremy Wang 2:22.644 17 Taiwan Top Speed Racing Team
ROW 12	23	Nazim Azman 2:19.129 117 EKS Motorsport	Byron Tong 2:20.353 10 EKS Motorsports
ROW 11	21	Philip Ma 2:11.147 98 Arrows Racing	Hunter Abbott 999 GruppeM Racing Team
ROW 10	19	James Cai 2:09.983 69 CMRT Eurasia	Junham Zhu 2:10.447 2 FFF Racing Team By ACM
ROW 9	17	Naoto Takeda 2:08.521 19 KCMG	Gregory Teo 2:09.395 75 T2 Motorsport
ROW 8	15	Richard Wee 2:07.698 12 Clearwater Racing	Nasrat Muzayyin 2:08.362 38 Spirit of Race SA
ROW 7	13	Jingzu Sun 2:07.395 13 Milestone Racing	Jeffrey Lee 2:07.591 7 Team WRT
ROW 6	11	Jun San Chen 2:07.268 90 FIST - Team AAI	Alex Au 2:07.307 6 Team Audi R8 LMS Cup
ROW 5	9	Oliver Millroy 2:06.308 91 FIST - Team AAI	Aidan Read 2:07.165 1 FFF Racing Team By ACM
ROW 4	7	Sandy Stuvik 2:05.887 66 Vincenzo Sospiri Racing SRL	Tim Sugden 2:06.016 888 GruppeM Racing Team
ROW 3	5	Jules Gounon 2:04.990 88 Craft Bamboo Racing	Jiang Xin 2:05.667 39 Spirit of Race SA
ROW 2	3	Darryl O Young 2:04.880 99 Craft Bamboo Racing	Marchy Lee 2:04.985 5 Audi Hong Kong
ROW 1	1	Mitchell Gilbert 2:04.180 86 OD Racing Team	Anthony Liu 2:04.362 37 BBT
Pole			
			

Sepang International Circuit
Circuit Length = 5.543 km

These results are provisional until the conclusion of any judicial and technical matters.

Race Director : Ravin	Stewards :	Timekeeper :
-----------------------	------------	--------------

Blancpain GT Series Asia 2017

QUALIFYING 2 - CLASSIFICATION - FINAL

POS	NO	CL	PIC	TEAM / DRIVERS	CAR	TIME	ON	LAPS	GAP	DIFF	KPH
1	6	Pro/Am	1	Team Audi R8 LMS Cup (HKG) Alex AU (HKG) / Alex YOONG (MYS)	Audi R8 LMS GT3	2:03.248	2	4			161.90
2	7	Pro/Am	2	Team WRT (BEL) Jeffrey LEE (TPE) / Will STEVENS (GBR)	Audi R8 LMS GT3	2:03.462	2	5	0.214	0.214	161.62
3	13	Pro/Am	3	Milestone Racing (HKG) Jingzu SUN (CHN) / Franky CHENG (CHN)	Audi R8 LMS GT3	2:04.075	2	7	0.827	0.613	160.82
4	38	Pro/Am	4	Spirit of Race SA (CHE) Nasrat MUZAYYIN (SGP) / Rui AGUAS (PRT)	Ferrari 488 GT3	2:04.151	2	5	0.903	0.076	160.72
5	2	Pro/Am	5	FFF Racing Team By ACM (CHN) Junhan ZHU (CHN) / Ho-Pin TUNG (CHN)	Lamborghini Huracan GT3	2:04.171	3	5	0.923	0.020	160.70
6	37	Pro/Am	6	BBT (CHN) Anthony LIU (CHN) / Davide RIZZO (HKG)	Ferrari 488 GT3	2:04.299	2	2	1.051	0.127	160.53
7	888	Silver	1	GruppeM Racing Team (HKG) Tim SUGDEN (GBR) / Jules SZYMKOWIAK (NLD)	Mercedes AMG-GT3	2:04.371	3	7	1.122	0.071	160.44
8	86	Silver	2	OD Racing Team (MYS) Mitchell GILBERT (MYS) / Aditja PATEL (IND)	Audi R8 LMS GT3	2:04.505	4	6	1.257	0.134	160.27
9	91	Silver	3	FIST - Team AAI (TPE) Oliver MILLROY (GBR) / Jesse KROHN (FIN)	BMW M6 GT3	2:04.615	3	4	1.367	0.110	160.13
10	5	Silver	4	Audi Hong Kong (HKG) Marchy LEE (HKG) / Shaun THONG (HKG)	Audi R8 LMS GT3	2:04.803	3	3	1.554	0.187	159.89
11	12	Pro/Am	7	Clearwater Racing (SGP) Richard WEE (SGP) / Rob BELL (GBR)	McLaren 650S GT3	2:04.980	4	6	1.732	0.177	159.66
12	66	Silver	5	Vincenzo Sospiri Racing SRL (ITA) Martin KODRIC (HRV) / Sandy STUVIK (THA)	Lamborghini Huracan GT3	2:05.030	2	6	1.782	0.050	159.59
13	39	Pro/Am	8	Spirit of Race SA (CHE) Xin JIANG (CHN) / Massimiliano WISER (ITA)	Ferrari 488 GT3	2:05.119	4	6	1.871	0.088	159.48
14	1	Silver	6	FFF Racing Team By ACM (CHN) Aidan READ (AUS) / Alberto DI FOLCO (ITA)	Lamborghini Huracan GT3	2:05.151	2	6	1.903	0.032	159.44
15	98	Pro/Am	9	Arrows Racing (MYS) Philip MA (HKG) / Fairuz FAUZY (MYS)	Porsche 911 GT3R	2:05.826	5	7	2.577	0.674	158.59
16	88 *	Silver	7	Craft Bamboo Racing (HKG) Jules GOUNON (FRA) / Joel CAMATHIAS (MCO)	Porsche 911 GT3R	2:06.511	2	6	3.262	0.685	157.73
17	75	Am/Am	1	T2 Motorsport (SGP) Gregory TEO (SGP) / David TJIPTOBIANTORO (IDN)	Ferrari 488 GT3	2:07.030	2	7	3.782	0.519	157.08
18	19	Am/Am	2	KCMG (HKG) Naoto TAKEDA (JPN) / Takuya SHIRASAKA (JPN)	Audi R8 LMS GT3	2:07.214	6	7	3.966	0.183	156.85
19	99	Silver	8	Craft Bamboo Racing (HKG) Darryl O'YOUNG (HKG) / Peter LI (CHN)	Porsche 911 GT3R	2:07.272	3	6	4.024	0.058	156.78
20	69	Am/Am	3	CMRT Eurasia (SGP) James CAI (CHN) / Kenneth LIM (MYS)	Aston Martin Vantage GT3	2:08.920	2	5	5.671	1.647	154.78
21	77	GT4	1	Craft Bamboo Racing (HKG) Jean-Marc MERLIN (FRA) / Frank YU (HKG)	Porsche Cayman GT4 Clubspor	2:18.483	4	4	15.234	9.563	144.09
22	117	INV	1	EKS Motorsport (MYS) Nazim AZMAN (MYS) / Swen HERBERGER (DEU)	Porsche Cayman GT4 Clubspor	2:18.566	2	5	15.318	0.083	144.00
23	89	GT4	2	HubAuto Racing (TPE) Alan YEO (AUS) / Ringo CHONG (SGP)	Porsche Cayman GT4 Clubspor	2:19.095	4	5	15.847	0.528	143.46
24	10	GT4	3	EKS Motorsports (MYS) Byron TONG (HKG) / Eric LO (HKG)	Porsche Cayman GT4 Clubspor	2:19.832	4	5	16.584	0.737	142.70
25	17	GT4	4	Taiwan Top Speed Racing Team (TPE) Jeremy WANG (TPE) / Keo CHANG (TPE)	Porsche Cayman GT4 Clubspor	2:21.109	4	5	17.860	1.276	141.41
26	999	Pro/Am	10	GruppeM Racing Team (HKG) Hunter ABBOTT (GBR) / Raffaele MARCIELLO (ITA)	Mercedes AMG-GT3		0	7			
27	90	Am/Am	4	FIST - Team AAI (TPE) Jun San CHEN (TPE) / Yu LIN (CHN)	BMW M6 GT3		0	2			

Car 999 - All times removed as per stewards decision #2.

* Car 88 - 1 Lap time disallowed, exceeding track limits.

Sepang International Circuit
Circuit Length = 5.543 km
Start: 11:20 Flag 11:39 End: 11:44

Weather / Track : Sunny / Dry

These results are provisional until the conclusion of any judicial and technical matters.

Race Director : Ravin	Stewards :	Timekeeper :
-----------------------	------------	--------------

Results can be found at www.tsl-timing.com

Printed - 13:38 Saturday, 08 April 2017

Blancpain GT Series Asia 2017

QUALIFYING 2 - CLASSIFICATION BY CLASS - FINAL

CLASS : BGT Asia - GT3

POS	NO	NAME	ENTRY	TIME	ON	LAPS	GAP	DIFF	KPH
1	6	Team Audi R8 LMS Cup	Audi R8 LMS GT3	2:03.248	2	4			161.90
2	7	Team WRT	Audi R8 LMS GT3	2:03.462	2	5	0.214	0.214	161.62
3	13	Milestone Racing	Audi R8 LMS GT3	2:04.075	2	7	0.827	0.613	160.82
4	38	Spirit of Race SA	Ferrari 488 GT3	2:04.151	2	5	0.903	0.076	160.72
5	2	FFF Racing Team By ACM	Lamborghini Huracan GT3	2:04.171	3	5	0.923	0.020	160.70
6	37	BBT	Ferrari 488 GT3	2:04.299	2	2	1.051	0.127	160.53
7	888	GruppeM Racing Team	Mercedes AMG-GT3	2:04.371	3	7	1.122	0.071	160.44
8	86	OD Racing Team	Audi R8 LMS GT3	2:04.505	4	6	1.257	0.134	160.27
9	91	FIST - Team AAI	BMW M6 GT3	2:04.615	3	4	1.367	0.110	160.13
10	5	Audi Hong Kong	Audi R8 LMS GT3	2:04.803	3	3	1.554	0.187	159.89
11	12	Clearwater Racing	McLaren 650S GT3	2:04.980	4	6	1.732	0.177	159.66
12	66	Vincenzo Sospiri Racing SRL	Lamborghini Huracan GT3	2:05.030	2	6	1.782	0.050	159.59
13	39	Spirit of Race SA	Ferrari 488 GT3	2:05.119	4	6	1.871	0.088	159.48
14	1	FFF Racing Team By ACM	Lamborghini Huracan GT3	2:05.151	2	6	1.903	0.032	159.44
15	98	Arrows Racing	Porsche 911 GT3R	2:05.826	5	7	2.577	0.674	158.59
16	88 *	Craft Bamboo Racing	Porsche 911 GT3R	2:06.511	2	6	3.262	0.685	157.73
17	75	T2 Motorsport	Ferrari 488 GT3	2:07.030	2	7	3.782	0.519	157.08
18	19	KCMG	Audi R8 LMS GT3	2:07.214	6	7	3.966	0.183	156.85
19	99	Craft Bamboo Racing	Porsche 911 GT3R	2:07.272	3	6	4.024	0.058	156.78
20	69	CMRT Eurasia	Aston Martin Vantage GT3	2:08.920	2	5	5.671	1.647	154.78
21	999	GruppeM Racing Team	Mercedes AMG-GT3			7			
22	90	FIST - Team AAI	BMW M6 GT3			2			

CLASS : BGT Asia - Silver

POS	NO	NAME	ENTRY	TIME	ON	LAPS	GAP	DIFF	KPH
1	888	GruppeM Racing Team	Mercedes AMG-GT3	2:04.371	3	7			160.44
2	86	OD Racing Team	Audi R8 LMS GT3	2:04.505	4	6	0.134	0.134	160.27
3	91	FIST - Team AAI	BMW M6 GT3	2:04.615	3	4	0.244	0.110	160.13
4	5	Audi Hong Kong	Audi R8 LMS GT3	2:04.803	3	3	0.431	0.187	159.89
5	66	Vincenzo Sospiri Racing SRL	Lamborghini Huracan GT3	2:05.030	2	6	0.659	0.227	159.59
6	1	FFF Racing Team By ACM	Lamborghini Huracan GT3	2:05.151	2	6	0.780	0.120	159.44
7	88 *	Craft Bamboo Racing	Porsche 911 GT3R	2:06.511	2	6	2.139	1.359	157.73
8	99	Craft Bamboo Racing	Porsche 911 GT3R	2:07.272	3	6	2.901	0.761	156.78

CLASS : BGT Asia - Pro/Am

POS	NO	NAME	ENTRY	TIME	ON	LAPS	GAP	DIFF	KPH
1	6	Team Audi R8 LMS Cup	Audi R8 LMS GT3	2:03.248	2	4			161.90
2	7	Team WRT	Audi R8 LMS GT3	2:03.462	2	5	0.214	0.214	161.62
3	13	Milestone Racing	Audi R8 LMS GT3	2:04.075	2	7	0.827	0.613	160.82
4	38	Spirit of Race SA	Ferrari 488 GT3	2:04.151	2	5	0.903	0.076	160.72
5	2	FFF Racing Team By ACM	Lamborghini Huracan GT3	2:04.171	3	5	0.923	0.020	160.70
6	37	BBT	Ferrari 488 GT3	2:04.299	2	2	1.051	0.127	160.53
7	12	Clearwater Racing	McLaren 650S GT3	2:04.980	4	6	1.732	0.681	159.66
8	39	Spirit of Race SA	Ferrari 488 GT3	2:05.119	4	6	1.871	0.139	159.48

Sepang International Circuit

Circuit Length = 5.543 km

Start: 11:20 Flag 11:39 End: 11:44

Weather / Track : Sunny / Dry

These results are provisional until the conclusion of any judicial and technical matters.

Race Director : Ravin	Stewards :	Timekeeper :
-----------------------	------------	--------------

Blancpain GT Series Asia 2017

QUALIFYING 2 - CLASSIFICATION BY CLASS - FINAL

9	98	Arrows Racing	Porsche 911 GT3R	2:05.826	5	7	2.577	0.706	158.59
10	999	GruppeM Racing Team	Mercedes AMG-GT3			7			

CLASS : BGT Asia - Am/Am

POS	NO	NAME	ENTRY	TIME	ON	LAPS	GAP	DIFF	KPH
1	75	T2 Motorsport	Ferrari 488 GT3	2:07.030	2	7			157.08
2	19	KCMG	Audi R8 LMS GT3	2:07.214	6	7	0.183	0.183	156.85
3	69	CMRT Eurasia	Aston Martin Vantage GT3	2:08.920	2	5	1.889	1.705	154.78
4	90	FIST - Team AAI	BMW M6 GT3			2			

CLASS : BGT Asia - GT4

POS	NO	NAME	ENTRY	TIME	ON	LAPS	GAP	DIFF	KPH
1	77	Craft Bamboo Racing	Porsche Cayman GT4 Clubsport MR	2:18.483	4	4			144.09
2	89	HubAuto Racing	Porsche Cayman GT4 Clubsport MR	2:19.095	4	5	0.612	0.612	143.46
3	10	EKS Motorsports	Porsche Cayman GT4 Clubsport MR	2:19.832	4	5	1.349	0.737	142.70
4	17	Taiwan Top Speed Racing Team	Porsche Cayman GT4 Clubsport MR	2:21.109	4	5	2.625	1.276	141.41

CLASS : BGT Asia - INV

POS	NO	NAME	ENTRY	TIME	ON	LAPS	GAP	DIFF	KPH
1	117	EKS Motorsport	Porsche Cayman GT4 Clubsport MR	2:18.566	2	5			144.00

Car 999 - All times removed as per stewards decision #2.

* Car 88 - 1 Lap time disallowed, exceeding track limits.

Sepang International Circuit
 Circuit Length = 5.543 km
 Start: 11:20 Flag 11:39 End: 11:44

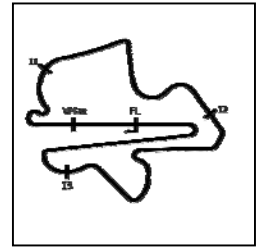
Weather / Track : Sunny / Dry

These results are provisional until the conclusion of any judicial and technical matters.

Race Director : Ravin	Stewards :	Timekeeper :
-----------------------	------------	--------------

Blancpain GT Series Asia 2017

QUALIFYING 2 - SECTOR ANALYSIS



SECTOR 1 = FL to I1, SECTOR 2 = I1 to I2, SECTOR 3 = I2 to I3, SECTOR 4 = I3 to FL, DIFF = Difference To Personal Best Lap, P = Crossed Finish Line in Pit Lane, D = Time Disallowed

P1		6 Pro/Am Team Audi R8 LMS Cup			Audi R8 LMS GT3				
IDEAL LAP TIME : 2:03.248		BEST LAP TIME : 2:03.248			DIFFERENCE : 0.000				
D1: Alex AU		D2: Alex YOONG							
LAP	SECTOR 1	SECTOR 2	SECTOR 3	SECTOR 4	SPEED TRAP	LAP TIME	KPH	DIFF	TIME OF DAY
1 - D2	OUTLAP	30.590	37.399	34.955					11:23:34.529
2 - D2	24.766	28.841	36.317	33.323	239.4	2:03.248 (1)	161.90		11:25:37.777
3 - D2	OUTLAP	30.391	37.033	36.200		12:58.242	25.64	10:54.994	11:38:36.020
4 - D2	24.814	30.290	39.512	34.994	240.5	2:09.610 (2)	153.95	6.362	11:40:45.630

P2		999 Pro/Am GruppeM Racing Team			Mercedes AMG-GT3				
IDEAL LAP TIME : 2:02.906		BEST LAP TIME : 2:03.255			DIFFERENCE : 0.349				
D1: Hunter ABBOTT		D2: Raffaele MARCIELLO							
LAP	SECTOR 1	SECTOR 2	SECTOR 3	SECTOR 4	SPEED TRAP	LAP TIME	KPH	DIFF	TIME OF DAY
1 - D2		30.970	38.073	34.042					11:22:12.715
2 - D2	25.023	28.972	36.267	33.154	239.4	2:03.416 (2)	161.68	0.161	11:24:16.132
3 - D2	24.741	28.782	36.307	33.425	240.0	2:03.255 (1)	161.89		11:26:19.388
4 - D2	OUTLAP	33.084	39.735	40.241		8:18.724	40.01	6:15.468	11:34:38.112
5 - D2	24.991	28.991	36.641	33.379	240.0	2:04.003	160.92	0.747	11:36:42.115
6 - D2	24.929	28.823	36.576	35.025	242.1	2:05.353	159.18	2.097	11:38:47.469
7 - D2	24.894	28.876	36.648	33.445	242.1	2:03.863 (3)	161.10	0.607	11:40:51.333

P3		7 Pro/Am Team WRT			Audi R8 LMS GT3				
IDEAL LAP TIME : 2:03.427		BEST LAP TIME : 2:03.462			DIFFERENCE : 0.035				
D1: Jeffrey LEE		D2: Will STEVENS							
LAP	SECTOR 1	SECTOR 2	SECTOR 3	SECTOR 4	SPEED TRAP	LAP TIME	KPH	DIFF	TIME OF DAY
1 - D2	OUTLAP	30.302	37.398	33.401					11:24:05.365
2 - D2	24.837	29.024	36.296	33.304	238.4	2:03.462 (1)	161.62		11:26:08.827
3 - D2	OUTLAP	30.560	37.815	33.822		9:48.014	33.93	7:44.551	11:35:56.841
4 - D2	24.992	28.989	36.505	33.353	238.9	2:03.840 (2)	161.13	0.377	11:38:00.681
5 - D2	24.998	29.867	38.639	IN PIT	239.4	2:19.615 P	142.92	16.152	11:40:20.297

P4		13 Pro/Am Milestone Racing			Audi R8 LMS GT3				
IDEAL LAP TIME : 2:03.981		BEST LAP TIME : 2:04.075			DIFFERENCE : 0.094				
D1: Sun JINGZU		D2: Franky Cheng CONGFU							
LAP	SECTOR 1	SECTOR 2	SECTOR 3	SECTOR 4	SPEED TRAP	LAP TIME	KPH	DIFF	TIME OF DAY
1 - D2	OUTLAP	30.976	39.011	43.115					11:22:55.147
2 - D2	24.881	29.072	36.685	33.437	237.8	2:04.075 (1)	160.82		11:24:59.223
3 - D2	24.921	31.344	38.441	35.954	240.0	2:10.660	152.72	6.585	11:27:09.884
4 - D2	OUTLAP	35.522	39.087	37.855		7:24.024	44.94	5:19.949	11:34:33.908
5 - D2	25.081	29.231	36.811	33.343	240.0	2:04.466 (2)	160.32	0.390	11:36:38.375
6 - D2	24.934	29.402	37.021	34.598	241.0	2:05.955 (3)	158.42	1.880	11:38:44.331
7 - D2	25.086	29.229	37.876	IN PIT	240.5	2:11.694 P	151.52	7.618	11:40:56.025

P5		38 Pro/Am Spirit of Race SA			Ferrari 488 GT3				
IDEAL LAP TIME : 2:03.967		BEST LAP TIME : 2:04.151			DIFFERENCE : 0.184				
D1: Nasrat MUZAYYIN		D2: Rui AGUAS							
LAP	SECTOR 1	SECTOR 2	SECTOR 3	SECTOR 4	SPEED TRAP	LAP TIME	KPH	DIFF	TIME OF DAY
1 - D2	OUTLAP	30.969	41.895	42.864					11:22:42.137
2 - D2	24.889	29.357	36.801	33.104	241.6	2:04.151 (1)	160.72		11:24:46.289
3 - D2	24.704	29.374	36.985	33.517	243.2	2:04.581 (2)	160.17	0.429	11:26:50.870
4 - D2	OUTLAP	31.829	39.025	34.655		8:27.601	39.31	6:23.449	11:35:18.471
5 - D2	24.870	29.456	38.083	IN PIT	243.2	2:32.600 P	130.76	28.448	11:37:51.072

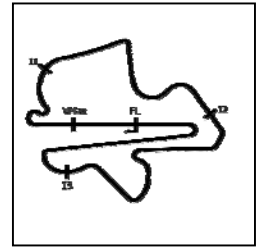
P6		2 Pro/Am FFF Racing Team By ACM			Lamborghini Huracan GT3				
IDEAL LAP TIME : 2:04.171		BEST LAP TIME : 2:04.171			DIFFERENCE : 0.000				
D1: ZHU Junhan		D2: Ho-Pin TUNG							
LAP	SECTOR 1	SECTOR 2	SECTOR 3	SECTOR 4	SPEED TRAP	LAP TIME	KPH	DIFF	TIME OF DAY
1 - D2	OUTLAP	31.067	40.734	36.674					11:22:19.868
2 - D2	25.249	29.073	36.767	33.708	240.0	2:04.798 (2)	159.89	0.626	11:24:24.666

Weather / Track : Sunny / Dry

Sepang International Circuit
Circuit Length = 5.543 km
Start: 11:20 Flag 11:39 End: 11:44

Blancpain GT Series Asia 2017

QUALIFYING 2 - SECTOR ANALYSIS



SECTOR 1 = FL to I1, SECTOR 2 = I1 to I2 SECTOR 3 = I2 to I3, SECTOR 4 = I3 to FL, DIFF = Difference To Personal Best Lap, P = Crossed Finish Line in Pit Lane, D = Time Disallowed

3 - D2	24.948	29.038	36.679	33.506	241.0	2:04.171 (1)	160.70		11:26:28.838
4 - D2	OUTLAP	32.786	42.458	36.065		7:58.163	41.73	5:53.991	11:34:27.001
5 - D2	25.096	29.234	36.794	35.397	240.0	2:06.522 (3)	157.71	2.350	11:36:33.523

P7 37 Pro/Am BBT Ferrari 488 GT3

IDEAL LAP TIME : 2:04.158 BEST LAP TIME : 2:04.299 DIFFERENCE : 0.141
 D1: Anthony Liu XU D2: Davide RIZZO

LAP	SECTOR 1	SECTOR 2	SECTOR 3	SECTOR 4	SPEED TRAP	LAP TIME	KPH	DIFF	TIME OF DAY
1 - D2	OUTLAP	31.329	38.193	35.734					11:22:21.633
2 - D2	24.770	29.340	36.768	33.421	242.1	2:04.299 (1)	160.53		11:24:25.933

P8 888 Silver GruppeM Racing Team Mercedes AMG-GT3

IDEAL LAP TIME : 2:03.857 BEST LAP TIME : 2:04.371 DIFFERENCE : 0.514
 D1: Tim SUGDEN D2: Jules SZYMKOWIAK

LAP	SECTOR 1	SECTOR 2	SECTOR 3	SECTOR 4	SPEED TRAP	LAP TIME	KPH	DIFF	TIME OF DAY
1 - D2	OUTLAP	34.610	40.446	39.329					11:22:33.816
2 - D2	25.160	28.964	36.821	33.446	237.3	2:04.391 (3)	160.41	0.020	11:24:38.208
3 - D2	24.903	29.070	36.788	33.609	237.8	2:04.371 (1)	160.44		11:26:42.579
4 - D2	OUTLAP	30.272	37.290	34.987		7:56.717	41.85	5:52.346	11:34:39.297
5 - D2	25.237	29.108	36.543	33.491	237.8	2:04.379 (2)	160.43	0.008	11:36:43.676
6 - D2	25.176	29.100	37.505	33.903	238.4	2:05.685	158.76	1.314	11:38:49.361
7 - D2	25.392	29.759	37.469	33.823	240.0	2:06.443	157.81	2.072	11:40:55.805

P9 86 Silver OD Racing Team Audi R8 LMS GT3

IDEAL LAP TIME : 2:04.221 BEST LAP TIME : 2:04.505 DIFFERENCE : 0.284
 D1: Mitchell GILBERT D2: Aditja PATEL

LAP	SECTOR 1	SECTOR 2	SECTOR 3	SECTOR 4	SPEED TRAP	LAP TIME	KPH	DIFF	TIME OF DAY
1 - D2	OUTLAP	32.202	40.043	36.054					11:23:45.065
2 - D2	24.931	29.406	36.772	33.753	238.9	2:04.863 (3)	159.81	0.358	11:25:49.928
3 - D2		29.500	38.226	34.162	239.4	8:18.860	40.00	6:14.354	11:34:08.788
4 - D2	25.091	29.151	36.709	33.554	238.4	2:04.505 (1)	160.27		11:36:13.294
5 - D2	24.876	29.091	36.700	33.845	239.4	2:04.512 (2)	160.26	0.006	11:38:17.806
6 - D2	25.543	29.630	38.782	IN PIT	232.2	2:13.105 P	149.91	8.600	11:40:30.912

P10 91 Silver FIST - Team AAI BMW M6 GT3

IDEAL LAP TIME : 2:04.571 BEST LAP TIME : 2:04.615 DIFFERENCE : 0.044
 D1: Oliver MILLROY D2: Jesse KROHN

LAP	SECTOR 1	SECTOR 2	SECTOR 3	SECTOR 4	SPEED TRAP	LAP TIME	KPH	DIFF	TIME OF DAY
1 - D2	OUTLAP	30.583	38.183	34.419					11:22:15.085
2 - D2	25.723	29.966	37.632	34.104	238.9	2:07.425 (2)	156.59	2.809	11:24:22.511
3 - D2	25.112	29.092	36.761	33.650	242.1	2:04.615 (1)	160.13		11:26:27.127
4 - D2	OUTLAP	30.808	37.802	IN PIT		9:04.450 P	36.65	6:59.835	11:35:31.578

P11 5 Silver Audi Hong Kong Audi R8 LMS GT3

IDEAL LAP TIME : 2:04.765 BEST LAP TIME : 2:04.803 DIFFERENCE : 0.038
 D1: Marchy LEE D2: Shaun Thong Wei FUNG

LAP	SECTOR 1	SECTOR 2	SECTOR 3	SECTOR 4	SPEED TRAP	LAP TIME	KPH	DIFF	TIME OF DAY
1 - D2	OUTLAP	32.431	41.747	40.149					11:22:30.466
2 - D2	25.079	29.171	36.857	33.908	240.0	2:05.016 (2)	159.61	0.213	11:24:35.482
3 - D2	25.023	29.162	36.895	33.722	241.0	2:04.803 (1)	159.89		11:26:40.285

P12 12 Pro/Am Clearwater Racing McLaren 650S GT3

IDEAL LAP TIME : 2:04.352 BEST LAP TIME : 2:04.980 DIFFERENCE : 0.627
 D1: Richard WEE D2: Rob BELL

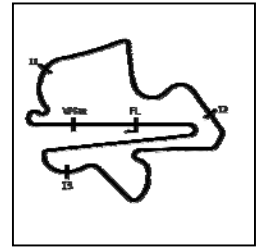
LAP	SECTOR 1	SECTOR 2	SECTOR 3	SECTOR 4	SPEED TRAP	LAP TIME	KPH	DIFF	TIME OF DAY
1 - D2	OUTLAP	30.906	37.906	39.198					11:23:50.651
2 - D2	25.035	29.440	37.116	33.443	238.9	2:05.034 (2)	159.59	0.054	11:25:55.685
3 - D2	OUTLAP	30.551	40.359	34.749		8:23.902	39.60	6:18.922	11:34:19.588
4 - D2	25.035	29.287	36.953	33.704	239.4	2:04.980 (1)	159.66		11:36:24.568

Weather / Track : Sunny / Dry

Sepang International Circuit
 Circuit Length = 5.543 km
 Start: 11:20 Flag 11:39 End: 11:44

Blancpain GT Series Asia 2017

QUALIFYING 2 - SECTOR ANALYSIS



SECTOR 1 = FL to I1, SECTOR 2 = I1 to I2 SECTOR 3 = I2 to I3, SECTOR 4 = I3 to FL, DIFF = Difference To Personal Best Lap, P = Crossed Finish Line in Pit Lane, D = Time Disallowed

5 - D2	25.271	29.313	37.155	33.427		2:05.166	(3)	159.42	0.185	11:38:29.735
6 - D2	24.957	29.404	37.244	IN PIT	239.4	2:09.835	P	153.69	4.855	11:40:39.571

P13 66 Silver Vincenzo Sospiri Racing SRL Lamborghini Huracan GT3

IDEAL LAP TIME : 2:04.952 BEST LAP TIME : 2:05.030 DIFFERENCE : 0.078
 D1: Martin KODRIC D2: Sandy STUVIK

LAP	SECTOR 1	SECTOR 2	SECTOR 3	SECTOR 4	SPEED TRAP	LAP TIME	KPH	DIFF	TIME OF DAY
1 - D1	OUTLAP	31.896	42.549	38.419					11:22:27.730
2 - D1	25.214	29.363	36.949	33.504	238.4	2:05.030 (1)	159.59		11:24:32.761
3 - D1	25.172	29.339	36.953	40.978	239.4	2:12.443 (3)	150.66	7.412	11:26:45.204
4 - D1	OUTLAP	32.575	38.404	35.623		7:58.598	41.69	5:53.567	11:34:43.803
5 - D1	25.443	29.662	37.548	34.279	240.5	2:06.932 (2)	157.20	1.901	11:36:50.736
6 - D1	25.341	29.468	37.198	IN PIT	240.0	2:13.657 P	149.29	8.627	11:39:04.394

P14 39 Pro/Am Spirit of Race SA Ferrari 488 GT3

IDEAL LAP TIME : 2:04.037 BEST LAP TIME : 2:05.119 DIFFERENCE : 1.082
 D1: Jiang XIN D2: Massimiliano WISER

LAP	SECTOR 1	SECTOR 2	SECTOR 3	SECTOR 4	SPEED TRAP	LAP TIME	KPH	DIFF	TIME OF DAY
1 - D2	OUTLAP	32.349	39.382	34.887					11:23:35.933
2 - D2	24.858	29.111	36.577	43.468	241.0	2:14.014	148.90	8.894	11:25:49.948
3 - D2	OUTLAP	29.619	38.444	35.013		8:41.243	38.28	6:36.123	11:34:31.191
4 - D2	25.212	29.449	36.967	33.490	243.2	2:05.119 (1)	159.48		11:36:36.310
5 - D2	25.167	29.531	37.084	33.567	241.6	2:05.349 (3)	159.19	0.229	11:38:41.660
6 - D2	25.211	29.372	37.170	33.581	241.0	2:05.335 (2)	159.21	0.215	11:40:46.995

P15 1 Silver FFF Racing Team By ACM Lamborghini Huracan GT3

IDEAL LAP TIME : 2:05.130 BEST LAP TIME : 2:05.151 DIFFERENCE : 0.021
 D1: Aidan READ D2: Alberto DI FOLCO

LAP	SECTOR 1	SECTOR 2	SECTOR 3	SECTOR 4	SPEED TRAP	LAP TIME	KPH	DIFF	TIME OF DAY
1 - D2	OUTLAP	30.356	38.863	44.492					11:22:57.902
2 - D2	24.984	29.555	36.821	33.791	241.0	2:05.151 (1)	159.44		11:25:03.053
3 - D2	24.984	30.222	44.823	39.987	241.6	2:20.016 (2)	142.51	14.865	11:27:23.070
4 - D2	OUTLAP	30.055	37.503	41.212		7:50.750	42.38	5:45.599	11:35:13.821
5 - D2	25.044	29.534	43.621	44.703	243.2	2:22.903 (3)	139.63	17.751	11:37:36.724
6 - D2	25.106	29.729	40.155	IN PIT	242.6	2:17.163 P	145.48	12.011	11:39:53.888

P16 98 Pro/Am Arrows Racing Porsche 911 GT3R

IDEAL LAP TIME : 2:05.618 BEST LAP TIME : 2:05.826 DIFFERENCE : 0.208
 D1: Philip MA D2: Fairuz FAUZY

LAP	SECTOR 1	SECTOR 2	SECTOR 3	SECTOR 4	SPEED TRAP	LAP TIME	KPH	DIFF	TIME OF DAY
1 - D2	OUTLAP	32.479	41.220	41.745					11:22:38.599
2 - D2	25.272	29.534	37.396	33.802	237.8	2:06.004 (2)	158.36	0.178	11:24:44.604
3 - D2	25.193	29.642	37.198	34.076	238.4	2:06.109 (3)	158.23	0.283	11:26:50.714
4 - D2	OUTLAP	30.247	38.228	36.720		7:39.037	43.47	5:33.211	11:34:29.752
5 - D2	25.201	29.503	37.119	34.002	238.4	2:05.826 (1)	158.59		11:36:35.578
6 - D2	25.452	31.896	41.478	34.660	239.4	2:13.487	149.48	7.661	11:38:49.065
7 - D2	25.315	29.821	41.173	IN PIT	240.5	2:19.988 P	142.54	14.162	11:41:09.054

P17 88 Silver Craft Bamboo Racing Porsche 911 GT3R

IDEAL LAP TIME : 2:05.865 BEST LAP TIME : 2:06.511 DIFFERENCE : 0.645
 D1: Jules GOUNON D2: Joel CAMATHIAS

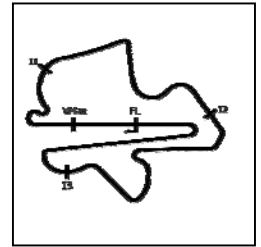
LAP	SECTOR 1	SECTOR 2	SECTOR 3	SECTOR 4	SPEED TRAP	LAP TIME	KPH	DIFF	TIME OF DAY
1 - D2	OUTLAP	31.352	40.779	40.051					11:22:42.872
2 - D2	25.308	29.935	37.579	33.688	242.1	2:06.511 (1)	157.73		11:24:49.383
3 - D2	25.216	29.562	37.839	34.122	241.6	2:06.739 (2)	157.44	0.228	11:26:56.123
4 - D2	OUTLAP	30.142	37.914	35.326		7:43.156	43.08	5:36.645	11:34:39.279
5 - D2	25.642	29.863	37.418	34.450	243.7	2:07.373 D	156.66	0.862	11:36:46.653
6 - D2	25.419	29.935	38.885	IN PIT	241.6	2:14.196 P	148.69	7.685	11:39:00.850

Weather / Track : Sunny / Dry

Sepang International Circuit
 Circuit Length = 5.543 km
 Start: 11:20 Flag 11:39 End: 11:44

Blancpain GT Series Asia 2017

QUALIFYING 2 - SECTOR ANALYSIS



SECTOR 1 = FL to I1, SECTOR 2 = I1 to I2, SECTOR 3 = I2 to I3, SECTOR 4 = I3 to FL, DIFF = Difference To Personal Best Lap, P = Crossed Finish Line in Pit Lane, D = Time Disallowed

P18 75 Am/Am T2 Motorsport		Ferrari 488 GT3							
IDEAL LAP TIME : 2:06.678		BEST LAP TIME : 2:07.030		DIFFERENCE : 0.352					
D1: TEO Bee Tat Gregory		D2: David TJIPTOBIANTORO							
LAP	SECTOR 1	SECTOR 2	SECTOR 3	SECTOR 4	SPEED TRAP	LAP TIME	KPH	DIFF	TIME OF DAY
1 - D2	OUTLAP	33.265	40.741	39.940					11:22:46.527
2 - D2	25.474	29.803	37.911	33.842	238.4	2:07.030 (1)	157.08		11:24:53.558
3 - D2	25.310	29.760	38.087	33.901	243.2	2:07.059 (2)	157.05	0.028	11:27:00.617
4 - D2	OUTLAP	31.320	41.048	39.288		7:30.312	44.31	5:23.281	11:34:30.929
5 - D2	26.391	36.301	46.203	38.993	241.6	2:27.889	134.93	20.858	11:36:58.818
6 - D2	25.382	29.709	38.883	34.394	242.1	2:08.368	155.44	1.337	11:39:07.187
7 - D2	25.303	29.622	38.399	34.180	242.6	2:07.504 (3)	156.50	0.474	11:41:14.692

P19 19 Am/Am KCMG		Audi R8 LMS GT3							
IDEAL LAP TIME : 2:07.055		BEST LAP TIME : 2:07.214		DIFFERENCE : 0.159					
D1: Naoto TAKEDA		D2: Takuya SHIRASAKA							
LAP	SECTOR 1	SECTOR 2	SECTOR 3	SECTOR 4	SPEED TRAP	LAP TIME	KPH	DIFF	TIME OF DAY
1 - D2	OUTLAP	37.515	52.371	36.202					11:23:03.407
2 - D2	25.792	29.834	37.763	34.806	236.8	2:08.196	155.65	0.981	11:25:11.603
3 - D2	25.596	29.689	37.795	36.138	236.8	2:09.219	154.42	2.005	11:27:20.822
4 - D2	OUTLAP	31.088	41.846	34.758		7:26.827	44.65	5:19.612	11:34:47.649
5 - D2	25.835	30.155	37.767	34.332	238.4	2:08.089 (3)	155.78	0.875	11:36:55.739
6 - D2	25.480	29.738	37.635	34.360	237.3	2:07.214 (1)	156.85		11:39:02.953
7 - D2	25.630	29.679	37.563	34.526	237.8	2:07.398 (2)	156.63	0.184	11:41:10.352

P20 99 Silver Craft Bamboo Racing		Porsche 911 GT3R							
IDEAL LAP TIME : 2:06.319		BEST LAP TIME : 2:07.272		DIFFERENCE : 0.953					
D1: Darryl O'YOUNG		D2: Peter Li ZHICONG							
LAP	SECTOR 1	SECTOR 2	SECTOR 3	SECTOR 4	SPEED TRAP	LAP TIME	KPH	DIFF	TIME OF DAY
1 - D2	OUTLAP	33.656	40.744	40.221					11:22:44.157
2 - D2	25.880	30.154	37.275	34.139	241.6	2:07.449 (3)	156.57	0.176	11:24:51.606
3 - D2	25.343	29.783	38.053	34.093	241.0	2:07.272 (1)	156.78		11:26:58.879
4 - D2	OUTLAP	29.934	38.689	35.914		7:35.655	43.79	5:28.382	11:34:34.534
5 - D2	25.741	30.061	37.493	34.064	243.2	2:07.360 (2)	156.68	0.087	11:36:41.894
6 - D2	25.812	29.636	37.785	IN PIT	243.2	2:13.243 P	149.76	5.970	11:38:55.138

P21 69 Am/Am CMRT Eurasia		Aston Martin Vantage GT3							
IDEAL LAP TIME : 2:08.778		BEST LAP TIME : 2:08.920		DIFFERENCE : 0.141					
D1: James Cai MENGTAO		D2: Kenneth Lim Juin CHENG							
LAP	SECTOR 1	SECTOR 2	SECTOR 3	SECTOR 4	SPEED TRAP	LAP TIME	KPH	DIFF	TIME OF DAY
1 - D2	OUTLAP	31.040	38.354	35.011					11:23:37.682
2 - D2	25.799	30.317	38.038	34.766	236.8	2:08.920 (1)	154.78		11:25:46.602
3 - D2		30.509	38.383	34.624	237.8	8:27.860 (3)	39.29	6:18.940	11:34:14.462
4 - D2	26.156	30.418	38.325	34.811	234.7	2:09.710 (2)	153.84	0.790	11:36:24.173
5 - D2	28.791	32.735	40.337	IN PIT	205.3	2:28.808 P	134.09	19.888	11:38:52.982

P22 77 GT4 Craft Bamboo Racing		Porsche Cayman GT4 Clubsport MR							
IDEAL LAP TIME : 2:18.483		BEST LAP TIME : 2:18.483		DIFFERENCE : 0.000					
D1: Jean-Marc MERLIN		D2: Frank YU							
LAP	SECTOR 1	SECTOR 2	SECTOR 3	SECTOR 4	SPEED TRAP	LAP TIME	KPH	DIFF	TIME OF DAY
1 - D2	OUTLAP	33.533	41.810	46.012					11:23:06.751
2 - D2	27.750	33.148	41.543	37.797	216.4	2:20.239 (2)	142.29	1.756	11:25:26.990
3 - D2	OUTLAP	36.907	43.799	37.841		11:46.237	28.25	9:27.754	11:37:13.227
4 - D2	27.276	32.939	40.890	37.378	218.6	2:18.483 (1)	144.09		11:39:31.711

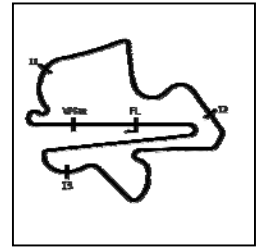
P23 117 INV EKS Motorsport		Porsche Cayman GT4 Clubsport MR							
IDEAL LAP TIME : 2:18.559		BEST LAP TIME : 2:18.566		DIFFERENCE : 0.007					
D1: Nazim AZMAN		D2: Swen HERBERGER							
LAP	SECTOR 1	SECTOR 2	SECTOR 3	SECTOR 4	SPEED TRAP	LAP TIME	KPH	DIFF	TIME OF DAY
1 - D2	OUTLAP	35.449	46.507	45.847					11:23:20.385

Weather / Track : Sunny / Dry

Sepang International Circuit
 Circuit Length = 5.543 km
 Start: 11:20 Flag 11:39 End: 11:44

Blancpain GT Series Asia 2017

QUALIFYING 2 - SECTOR ANALYSIS



SECTOR 1 = FL to I1, SECTOR 2 = I1 to I2 SECTOR 3 = I2 to I3, SECTOR 4 = I3 to FL, DIFF = Difference To Personal Best Lap, P = Crossed Finish Line in Pit Lane, D = Time Disallowed

2 - D2	27.288	32.836	41.224	37.218	220.4	2:18.566 (1)	144.00			11:25:38.957
3 - D2	OUTLAP	37.654	49.284	48.887		9:10.544	36.24	6:51.977		11:34:49.496
4 - D2	27.280	34.032	44.264	41.868	220.8	2:27.445 (3)	135.33	8.878		11:37:16.941
5 - D2	27.487	33.335	41.334	37.547	221.3	2:19.704 (2)	142.83	1.137		11:39:36.645

P24 89 GT4 HubAuto Racing		Porsche Cayman GT4 Clubsport MR								
IDEAL LAP TIME : 2:19.021		BEST LAP TIME : 2:19.095		DIFFERENCE : 0.073						
D1: Alan YEO		D2: Ringo CHONG								
LAP	SECTOR 1	SECTOR 2	SECTOR 3	SECTOR 4	SPEED TRAP	LAP TIME	KPH	DIFF	TIME OF DAY	
1 - D2	OUTLAP	34.035	43.887	42.869					11:23:11.731	
2 - D2	27.551	33.032	41.687	37.007	217.3	2:19.277 (2)	143.27	0.182	11:25:31.009	
3 - D2	OUTLAP	37.080	46.970	40.847		9:24.295	35.36	7:05.200	11:34:55.305	
4 - D2	27.463	32.901	41.649	37.081	219.0	2:19.095 (1)	143.46		11:37:14.400	
5 - D2	27.655	33.092	41.870	IN PIT	219.5	2:29.043 P	133.88	9.948	11:39:43.444	

P25 10 GT4 EKS Motorsports		Porsche Cayman GT4 Clubsport MR								
IDEAL LAP TIME : 2:18.622		BEST LAP TIME : 2:19.832		DIFFERENCE : 1.210						
D1: Byron Tong Siu KAU		D2: Eric Lo PIU								
LAP	SECTOR 1	SECTOR 2	SECTOR 3	SECTOR 4	SPEED TRAP	LAP TIME	KPH	DIFF	TIME OF DAY	
1 - D2	OUTLAP	33.625	42.596	38.087					11:26:00.376	
2 - D2	OUTLAP	35.152	49.091	43.362		8:42.665	38.17	6:22.832	11:34:43.041	
3 - D2	28.154	33.702	41.402	37.118	218.6	2:20.376 (2)	142.15	0.544	11:37:03.418	
4 - D2	27.491	33.006	41.837	37.498	219.0	2:19.832 (1)	142.70		11:39:23.251	
5 - D2	29.703	38.538	50.234	IN PIT	218.1	3:09.515 P	105.29	49.683	11:42:32.767	

P26 17 GT4 Taiwan Top Speed Racing Team		Porsche Cayman GT4 Clubsport MR								
IDEAL LAP TIME : 2:20.808		BEST LAP TIME : 2:21.109		DIFFERENCE : 0.300						
D1: Jeremy WANG		D2: Keo CHANG								
LAP	SECTOR 1	SECTOR 2	SECTOR 3	SECTOR 4	SPEED TRAP	LAP TIME	KPH	DIFF	TIME OF DAY	
1 - D2	OUTLAP	34.847	45.892	40.673					11:23:15.825	
2 - D2	28.146	33.805	42.129	37.951	217.3	2:22.031 (2)	140.49	0.922	11:25:37.857	
3 - D2	OUTLAP	33.576	43.033	38.120		9:21.710	35.52	7:00.601	11:34:59.567	
4 - D2	28.049	33.632	42.136	37.291	219.0	2:21.109 (1)	141.41		11:37:20.676	
5 - D2	32.433	41.020	51.649	IN PIT	219.0	3:03.524 P	108.73	42.415	11:40:24.201	

P27 90 Am/Am FIST - Team AAI		BMW M6 GT3								
IDEAL LAP TIME : 2:36.325		BEST LAP TIME :		DIFFERENCE :						
D1: Jun San CHEN		D2: Lin YU								
LAP	SECTOR 1	SECTOR 2	SECTOR 3	SECTOR 4	SPEED TRAP	LAP TIME	KPH	DIFF	TIME OF DAY	
1 - D2	OUTLAP	32.285	43.706	IN PIT				P	11:23:07.857	
2 - D2	OUTLAP	33.428	49.417	43.594		4:21.391	76.34		11:27:29.248	

Weather / Track : Sunny / Dry

Sepang International Circuit
Circuit Length = 5.543 km
Start: 11:20 Flag 11:39 End: 11:44

Blancpain GT Series Asia 2017

QUALIFYING 2 - BEST SPEEDS

POS	NO	NAME	VMAX	KPH
1	38	Spirit of Race SA		244.8
2	88	Craft Bamboo Racing		243.7
3	39	Spirit of Race SA		243.2
4	1	FFF Racing Team By ACM		243.2
5	75	T2 Motorsport		243.2
6	99	Craft Bamboo Racing		243.2
7	999	GruppeM Racing Team		242.1
8	37	BBT		242.1
9	91	FIST - Team AAI		242.1
10	2	FFF Racing Team By ACM		241.6
11	13	Milestone Racing		241.0
12	5	Audi Hong Kong		241.0
13	66	Vincenzo Sospiri Racing SRL		241.0
14	6	Team Audi R8 LMS Cup		240.5
15	98	Arrows Racing		240.5
16	888	GruppeM Racing Team		240.0
17	12	Clearwater Racing		240.0
18	7	Team WRT		239.4
19	86	OD Racing Team		239.4
20	19	KCMG		238.4
21	69	CMRT Eurasia		237.8
22	117	EKS Motorsport		221.3
23	89	HubAuto Racing		219.5
24	10	EKS Motorsports		219.0
25	17	Taiwan Top Speed Racing Team		219.0
26	77	Craft Bamboo Racing		218.6
27	90	FIST - Team AAI		201.1

Weather / Track : Sunny / Dry

Results can be found at www.tsl-timing.com

Sepang International Circuit
Circuit Length = 5.543 km
Start: 11:20 Flag 11:39 End: 11:44

Printed - 11:45 Saturday, 08 April 2017

Blancpain GT Series Asia 2017

QUALIFYING 2 - BEST SECTORS

SECTOR 1				SECTOR 2				SECTOR 3				SECTOR 4				IDEAL / BEST COMPARISON			
POS	NO	NAME	TIME	NO	NAME	TIME	NO	NAME	TIME	NO	NAME	TIME	POS	NO	NAME	IDEAL	BEST	DIFF	
1	38	Spirit	24.704	999	GruppeM	28.743	999	GruppeM	36.267	38	Spirit	33.104	1	999	GruppeM Racing Team	2:02.819	2:03.255	0.349	
2	999	GruppeM	24.741	6	Team Au	28.841	7	Team WR	36.296	999	GruppeM	33.154	2	6	Team Audi R8 LMS Cup	2:03.248	2:03.248	0.000	
3	12	Clearwa	24.745	888	GruppeM	28.964	6	Team Au	36.317	7	Team WR	33.304	3	7	Team WRT	2:03.427	2:03.462	0.035	
4	6	Team Au	24.766	7	Team WR	28.989	888	GruppeM	36.543	6	Team Au	33.323	4	888	GruppeM Racing Team	2:03.857	2:04.371	0.514	
5	37	BBT	24.770	2	FFF Rac	29.038	39	Spirit	36.577	13	Milesto	33.343	5	38	Spirit of Race SA	2:03.967	2:04.151	0.184	
6	7	Team WR	24.837	13	Milesto	29.072	2	FFF Rac	36.679	37	BBT	33.421	6	13	Milestone Racing	2:03.981	2:04.075	0.094	
7	39	Spirit	24.858	86	OD Raci	29.091	13	Milesto	36.685	12	Clearwa	33.427	7	39	Spirit of Race SA	2:04.037	2:05.119	1.082	
8	86	OD Raci	24.876	91	FIST -	29.092	86	OD Raci	36.700	888	GruppeM	33.446	8	37	BBT	2:04.158	2:04.299	0.141	
9	13	Milesto	24.881	39	Spirit	29.111	91	FIST -	36.761	39	Spirit	33.490	9	2	FFF Racing Team By ACM	2:04.171	2:04.171	0.000	
10	888	GruppeM	24.903	5	Audi Ho	29.162	37	BBT	36.768	66	Vincenz	33.504	10	86	OD Racing Team	2:04.221	2:04.505	0.284	
11	2	FFF Rac	24.948	37	BBT	29.199	38	Spirit	36.801	2	FFF Rac	33.506	11	12	Clearwater Racing	2:04.352	2:04.980	0.627	
12	1	FFF Rac	24.984	12	Clearwa	29.227	1	FFF Rac	36.821	86	OD Raci	33.554	12	91	FIST - Team AAI	2:04.571	2:04.615	0.044	
13	5	Audi Ho	25.023	66	Vincenz	29.339	5	Audi Ho	36.857	91	FIST -	33.650	13	5	Audi Hong Kong	2:04.765	2:04.803	0.038	
14	91	FIST -	25.067	38	Spirit	29.357	66	Vincenz	36.949	88	Craft B	33.688	14	66	Vincenzo Sospiri Racing SRL	2:04.952	2:05.030	0.078	
15	66	Vincenz	25.160	98	Arrows	29.503	12	Clearwa	36.953	5	Audi Ho	33.722	15	1	FFF Racing Team By ACM	2:05.130	2:05.151	0.021	
16	98	Arrows	25.193	1	FFF Rac	29.534	98	Arrows	37.119	1	FFF Rac	33.791	16	98	Arrows Racing	2:05.618	2:05.826	0.208	
17	88	Craft B	25.196	88	Craft B	29.562	99	Craft B	37.275	98	Arrows	33.802	17	88	Craft Bamboo Racing	2:05.865	2:06.511	0.645	
18	75	T2 Moto	25.303	75	T2 Moto	29.622	88	Craft B	37.418	75	T2 Moto	33.842	18	99	Craft Bamboo Racing	2:06.319	2:07.272	0.953	
19	99	Craft B	25.343	99	Craft B	29.636	19	KCMG	37.563	99	Craft B	34.064	19	75	T2 Motorsport	2:06.678	2:07.030	0.352	
20	19	KCMG	25.480	19	KCMG	29.679	75	T2 Moto	37.911	19	KCMG	34.332	20	19	KCMG	2:07.055	2:07.214	0.159	
21	69	CMRT Eu	25.799	69	CMRT Eu	30.317	69	CMRT Eu	38.038	69	CMRT Eu	34.624	21	69	CMRT Eurasia	2:08.778	2:08.920	0.141	
22	77	Craft B	27.276	90	FIST -	32.285	77	Craft B	40.890	89	HubAuto	37.007	22	77	Craft Bamboo Racing	2:18.483	2:18.483	0.000	
23	117	EKS Mot	27.280	10	EKS Mot	32.779	117	EKS Mot	41.224	10	EKS Mot	37.118	23	117	EKS Motorsport	2:18.559	2:18.566	0.007	
24	10	EKS Mot	27.322	117	EKS Mot	32.836	10	EKS Mot	41.402	117	EKS Mot	37.218	24	10	EKS Motorsports	2:18.622	2:19.832	1.210	
25	89	HubAuto	27.463	89	HubAuto	32.901	89	HubAuto	41.649	17	Taiwan	37.291	25	89	HubAuto Racing	2:19.021	2:19.095	0.073	
26	17	Taiwan	27.905	77	Craft B	32.939	17	Taiwan	42.129	77	Craft B	37.378	26	17	Taiwan Top Speed Racing Te	2:20.808	2:21.109	0.300	
27	90	FIST -	36.739	17	Taiwan	33.483	90	FIST -	43.706	90	FIST -	43.594	27	90	FIST - Team AAI	2:36.325			

Weather / Track : Sunny / Dry

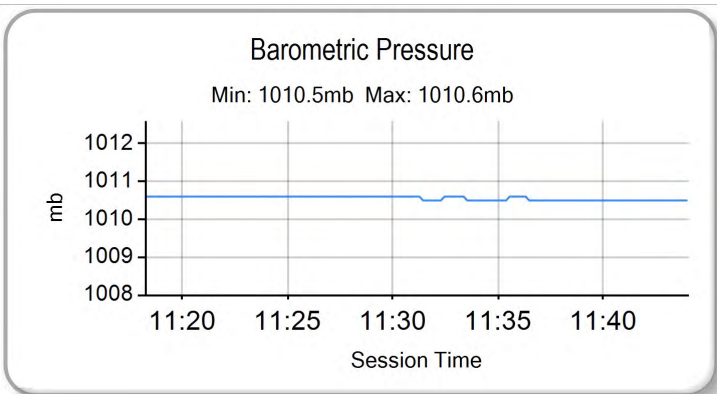
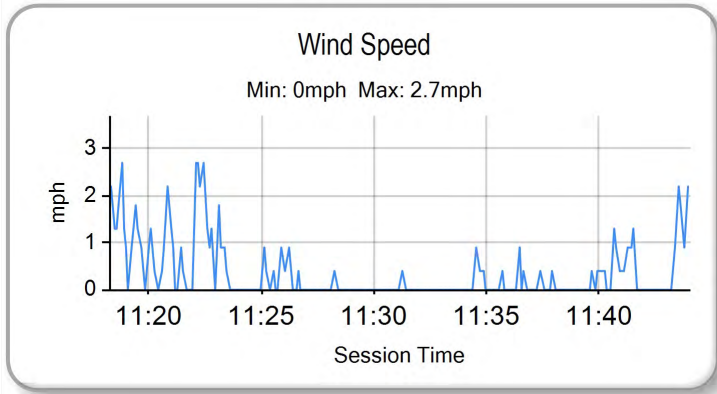
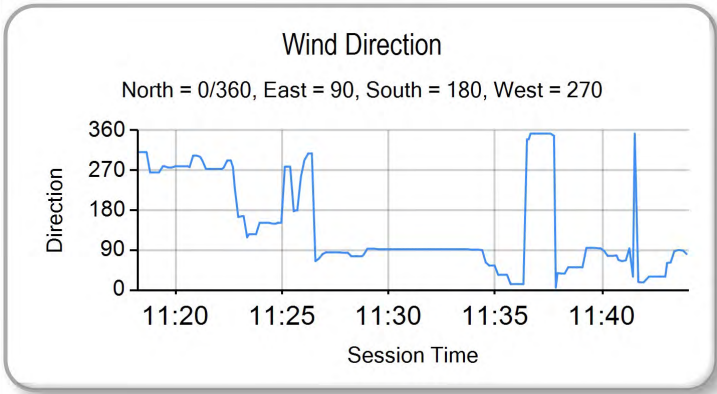
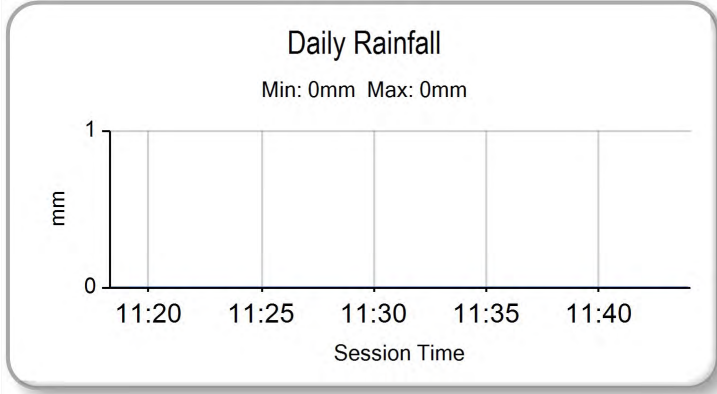
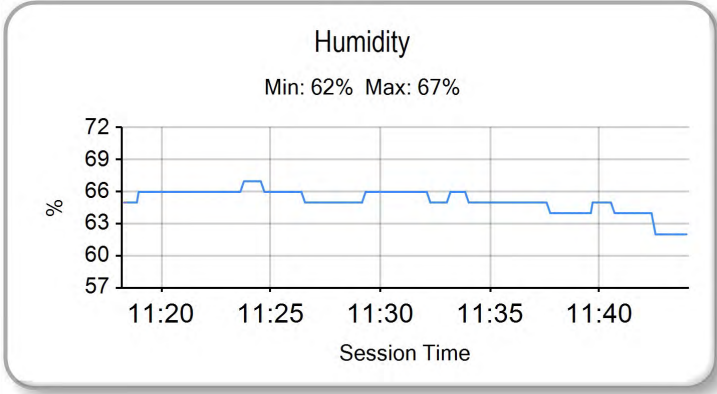
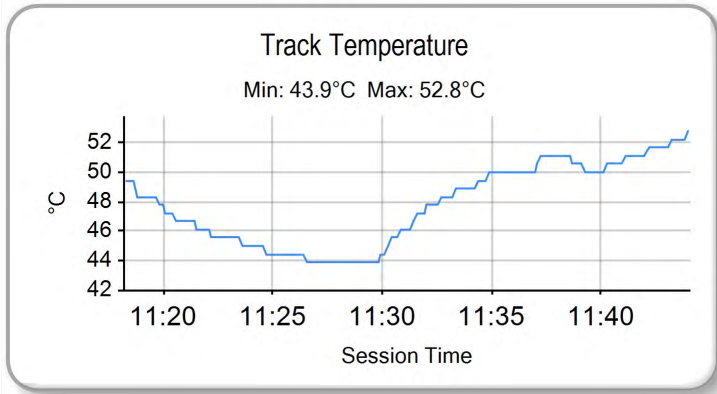
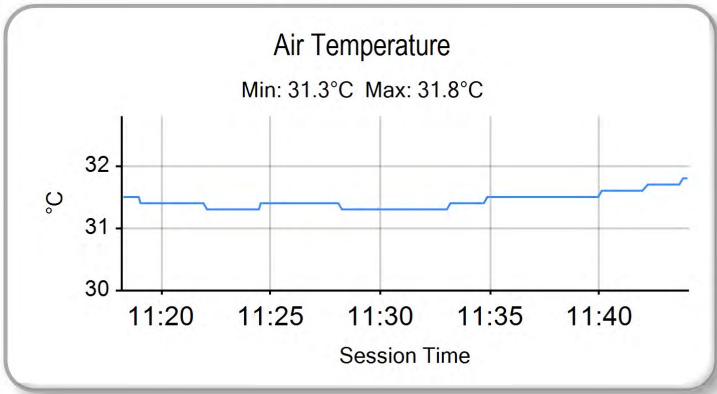
Results can be found at www.tsl-timing.com

Sepang International Circuit
Circuit Length = 5.543 km
Start: 11:20 Flag 11:39 End: 11:44

Printed - 11:44 Saturday, 08 April 2017

Blancpain GT Series Asia 2017

QUALIFYING 2 - WEATHER CONDITIONS



Weather / Track : Sunny / Dry

Results can be found at www.tsl-timing.com

Sepang International Circuit
 Circuit Length = 5.543 miles
 Start: 11:20 Flag 11:39 End: 11:44

Printed - 11:46 Saturday, 08 April 2017

Blancpain GT Series Asia 2017

RACE 1 - ROUND 1 - CLASSIFICATION - AMENDED FINAL

POS	NO	CL	PIC	TEAM / DRIVERS	CAR	LAPS	TIME	GAP	DIFF	KPH	BEST	ON
1	86	Silver	1	OD Racing Team (MYS) Mitchell GILBERT (MYS) / Aditja PATEL (IND)	Audi R8 LMS GT3	26	1:00:54.374			141.97	2:05.393	7
2	999	Pro/Am	2	GruppeM Racing Team (HKG) Hunter ABBOTT (GBR) / Raffaele MARCIELLO (ITA)	Mercedes AMG-GT3	26	1:01:03.436	9.062	9.062	141.62	2:04.859	26
3	91	Silver	3	FIST - Team AAI (TPE) Oliver MILLROY (GBR) / Jesse KROHN (FIN)	BMW M6 GT3	26	1:01:12.621	18.247	9.184	141.26	2:06.148	19
4	888	Silver	4	GruppeM Racing Team (HKG) Tim SUGDEN (GBR) / Jules SZYMKOWIAK (NLD)	Mercedes AMG-GT3	26	1:01:14.495	20.121	1.874	141.19	2:06.203	14
5	5	Silver	5	Audi Hong Kong (HKG) Marchy LEE (HKG) / Shaun THONG (HKG)	Audi R8 LMS GT3	26	1:01:21.259	26.885	6.763	140.93	2:06.398	17
6	39	Pro/Am	6	Spirit of Race SA (CHE) Xin JIANG (CHN) / Massimiliano WISER (ITA)	Ferrari 488 GT3	26	1:01:22.928	28.553	1.668	140.87	2:05.952	14
7	88	Silver	7	Craft Bamboo Racing (HKG) Jules GOUNON (FRA) / Joel CAMATHIAS (MCO)	Porsche 911 GT3R	26	1:01:30.327	35.952	7.399	140.59	2:06.999	7
8	66	Silver	8	Vincenzo Sospiri Racing SRL (ITA) Martin KODRIC (HRV) / Sandy STUVIK (THA)	Lamborghini Huracan GT3	26	1:01:33.286	38.912	2.959	140.47	2:06.833	17
9	13	Pro/Am	9	Milestone Racing (HKG) Jingzu SUN (CHN) / Franky CHENG (CHN)	Audi R8 LMS GT3	26	1:01:33.647	39.273	0.360	140.46	2:05.564	17
10	6	Pro/Am	10	Team Audi R8 LMS Cup (HKG) Alex AU (HKG) / Alex YOONG (MYS)	Audi R8 LMS GT3	26	1:01:33.792	39.417	0.144	140.45	2:05.746	24
11	7	Pro/Am	11	Team WRT (BEL) Jeffrey LEE (TPE) / Will STEVENS (GBR)	Audi R8 LMS GT3	26	1:01:34.504	40.130	0.712	140.43	2:05.441	19
12	38	Pro/Am	12	Spirit of Race SA (CHE) Nasrat MUZAYYIN (SGP) / Rui AGUAS (PRT)	Ferrari 488 GT3	26	1:01:46.245	51.871	11.740	139.98	2:06.034	25
13	37	Pro/Am	13	BBT (CHN) Anthony LIU (CHN) / Davide RIZZO (HKG)	Ferrari 488 GT3	26	1:02:02.168	1:07.794	15.923	139.38	2:05.943	17
14	98	Pro/Am	14	Arrows Racing (MYS) Philip MA (HKG) / Fairuz FAUZY (MYS)	Porsche 911 GT3R	26	1:02:07.741	1:13.367	5.573	139.17	2:07.088	24
15	2	Pro/Am	15	FFF Racing Team By ACM (CHN) Junhan ZHU (CHN) / Ho-Pin TUNG (CHN)	Lamborghini Huracan GT3	26	1:02:08.091	1:13.717	0.349	139.16	2:06.815	23
16	1 *	Silver	16	FFF Racing Team By ACM (CHN) Aidan READ (AUS) / Alberto DI FOLCO (ITA)	Lamborghini Huracan GT3	26	1:02:11.446	1:17.072	3.355	139.04	2:07.053	18
17	99	Silver	17	Craft Bamboo Racing (HKG) Darryl O'YOUNG (HKG) / Peter LI (CHN)	Porsche 911 GT3R	26	1:02:28.600	1:34.226	17.153	138.40	2:06.789	6
18	19	Am/Am	18	KCMG (HKG) Naoto TAKEDA (JPN) / Takuya SHIRASAKA (JPN)	Audi R8 LMS GT3	26	1:02:28.769	1:34.395	0.169	138.39	2:07.741	19
19	75	Am/Am	19	T2 Motorsport (SGP) Gregory TEO (SGP) / David TJIPTOBIANTORO (IDN)	Ferrari 488 GT3	26	1:02:51.659	1:57.285	22.890	137.55	2:09.534	19
20	69	Am/Am	20	CMRT Eurasia (SGP) James CAI (CHN) / Kenneth LIM (MYS)	Aston Martin Vantage GT3	24	1:01:14.441	2 Laps	2 Laps	130.33	2:09.678	14
21	117	INV	1	EKS Motorsport (MYS) Nazim AZMAN (MYS) / Swen HERBERGER (DEU)	Porsche Cayman GT4 Clubspor	24	1:01:49.452	2 Laps	35.011	129.10	2:20.794	7
22	77	GT4	1	Craft Bamboo Racing (HKG) Jean-Marc MERLIN (FRA) / Frank YU (HKG)	Porsche Cayman GT4 Clubspor	24	1:01:53.904	2 Laps	4.452	128.95	2:20.841	21
23	10	GT4	2	EKS Motorsports (MYS) Byron TONG (HKG) / Eric LO (HKG)	Porsche Cayman GT4 Clubspor	24	1:01:57.425	2 Laps	3.521	128.82	2:20.182	18
24	89	GT4	3	HubAuto Racing (TPE) Alan YEO (AUS) / Ringo CHONG (SGP)	Porsche Cayman GT4 Clubspor	24	1:02:35.196	2 Laps	37.771	127.53	2:21.754	17
25	17	GT4	4	Taiwan Top Speed Racing Team (TPE) Jeremy WANG (TPE) / Keo CHANG (TPE)	Porsche Cayman GT4 Clubspor	24	1:03:04.713	2 Laps	29.517	126.53	2:23.392	14
26	11	GT4	5	TTR Team SARD (HKG) Terrence TSE (HKG) / Tony FONG (HKG)	Porsche Cayman GT4 Clubspor	24	1:03:06.985	2 Laps	2.271	126.46	2:23.693	10

NOT CLASSIFIED

NC	12	Pro/Am		Clearwater Racing (SGP) Richard WEE (SGP) / Rob BELL (GBR)	McLaren 650S GT3	1	3:27.131	25 Laps	23 Laps	96.33	3:27.131	1
NC	90	Am/Am		FIST - Team AAI (TPE) Jun San CHEN (TPE) / Yu LIN (CHN)	BMW M6 GT3	1	3:27.212	25 Laps	0.080	96.30	3:27.212	1

FASTEST LAP

999	Pro/Am	GruppeM Racing Team (HKG) Hunter ABBOTT (GBR) / Raffaele MARCIELLO (ITA)	Mercedes AMG-GT3	26	2:04.859	99.30 mph	159.81 kph
-----	--------	---	------------------	----	----------	-----------	------------

Sepang International Circuit
Circuit Length = 5.543 km
Start: 15:17 Flag 16:18 End: 16:24

Weather / Track : Sunny / Dry

Race Director : Ravin	Stewards :	Timekeeper :
-----------------------	------------	--------------

Blancpain GT Series Asia 2017

RACE 1 - ROUND 1 - CLASSIFICATION - AMENDED FINAL

999	Pro/Am	GruppeM Racing Team (HKG) Hunter ABBOTT (GBR) / Raffaele MARCIELLO (ITA)	Mercedes AMG-GT3	26	2:04.859	99.30 mph	159.81 kph
86	Silver	OD Racing Team (MYS) Mitchell GILBERT (MYS) / Aditja PATEL (IND)	Audi R8 LMS GT3	7	2:05.393	98.88 mph	159.13 kph
19	Am/Am	KCMG (HKG) Naoto TAKEDA (JPN) / Takuya SHIRASAKA (JPN)	Audi R8 LMS GT3	19	2:07.741	97.06 mph	156.21 kph
10	GT4	EKS Motorsports (MYS) Byron TONG (HKG) / Eric LO (HKG)	Porsche Cayman GT4 Clubspor	18	2:20.182	88.45 mph	142.34 kph
117	INV	EKS Motorsport (MYS) Nazim AZMAN (MYS) / Swen HERBERGER (DEU)	Porsche Cayman GT4 Clubspor	7	2:20.794	88.06 mph	141.72 kph

* Car 1 - 10 Second penalty, Stewards decision 3

Weather / Track : Sunny / Dry

Sepang International Circuit
Circuit Length = 5.543 km
Start: 15:17 Flag 16:18 End: 16:24

Race Director : Ravin	Stewards :	Timekeeper :
-----------------------	------------	--------------

Blancpain GT Series Asia 2017

RACE 1 - ROUND 1 - CLASSIFICATION BY CLASS - AMENDED FINAL

CLASS : BGT Asia - GT3

POS	NO	NAME	ENTRY	LAPS	TIME	GAP	DIFF	KPH	BEST	ON
1	86	OD Racing Team	Audi R8 LMS GT3	26	1:00:54.374			141.97	2:05.393	7
2	999	GruppeM Racing Team	Mercedes AMG-GT3	26	1:01:03.436	9.062	9.062	141.62	2:04.859	26
3	91	FIST - Team AAI	BMW M6 GT3	26	1:01:12.621	18.247	9.184	141.26	2:06.148	19
4	888	GruppeM Racing Team	Mercedes AMG-GT3	26	1:01:14.495	20.121	1.874	141.19	2:06.203	14
5	5	Audi Hong Kong	Audi R8 LMS GT3	26	1:01:21.259	26.885	6.763	140.93	2:06.398	17
6	39	Spirit of Race SA	Ferrari 488 GT3	26	1:01:22.928	28.553	1.668	140.87	2:05.952	14
7	88	Craft Bamboo Racing	Porsche 911 GT3R	26	1:01:30.327	35.952	7.399	140.59	2:06.999	7
8	66	Vincenzo Sospiri Racing SRL	Lamborghini Huracan GT3	26	1:01:33.286	38.912	2.959	140.47	2:06.833	17
9	13	Milestone Racing	Audi R8 LMS GT3	26	1:01:33.647	39.273	0.360	140.46	2:05.564	17
10	6	Team Audi R8 LMS Cup	Audi R8 LMS GT3	26	1:01:33.792	39.417	0.144	140.45	2:05.746	24
11	7	Team WRT	Audi R8 LMS GT3	26	1:01:34.504	40.130	0.712	140.43	2:05.441	19
12	38	Spirit of Race SA	Ferrari 488 GT3	26	1:01:46.245	51.871	11.740	139.98	2:06.034	25
13	37	BBT	Ferrari 488 GT3	26	1:02:02.168	1:07.794	15.923	139.38	2:05.943	17
14	98	Arrows Racing	Porsche 911 GT3R	26	1:02:07.741	1:13.367	5.573	139.17	2:07.088	24
15	2	FFF Racing Team By ACM	Lamborghini Huracan GT3	26	1:02:08.091	1:13.717	0.349	139.16	2:06.815	23
16	1*	FFF Racing Team By ACM	Lamborghini Huracan GT3	26	1:02:11.446	1:17.072	3.355	139.04	2:07.053	18
17	99	Craft Bamboo Racing	Porsche 911 GT3R	26	1:02:28.600	1:34.226	17.153	138.40	2:06.789	6
18	19	KCMG	Audi R8 LMS GT3	26	1:02:28.769	1:34.395	0.169	138.39	2:07.741	19
19	75	T2 Motorsport	Ferrari 488 GT3	26	1:02:51.659	1:57.285	22.890	137.55	2:09.534	19
20	69	CMRT Eurasia	Aston Martin Vantage GT3	24	1:01:14.441	2 Laps	2 Laps	130.33	2:09.678	14
NC	12	Clearwater Racing	McLaren 650S GT3	1	3:27.131	25 Laps	23 Laps	96.33	3:27.131	1
NC	90	FIST - Team AAI	BMW M6 GT3	1	3:27.212	25 Laps	0.080	96.30	3:27.212	1

CLASS : BGT Asia - Silver

POS	NO	NAME	ENTRY	LAPS	TIME	GAP	DIFF	KPH	BEST	ON
1	86	OD Racing Team	Audi R8 LMS GT3	26	1:00:54.374			141.97	2:05.393	7
2	91	FIST - Team AAI	BMW M6 GT3	26	1:01:12.621	18.247	18.247	141.26	2:06.148	19
3	888	GruppeM Racing Team	Mercedes AMG-GT3	26	1:01:14.495	20.121	1.874	141.19	2:06.203	14
4	5	Audi Hong Kong	Audi R8 LMS GT3	26	1:01:21.259	26.885	6.763	140.93	2:06.398	17
5	88	Craft Bamboo Racing	Porsche 911 GT3R	26	1:01:30.327	35.952	9.067	140.59	2:06.999	7
6	66	Vincenzo Sospiri Racing SRL	Lamborghini Huracan GT3	26	1:01:33.286	38.912	2.959	140.47	2:06.833	17
7	1*	FFF Racing Team By ACM	Lamborghini Huracan GT3	26	1:02:11.446	1:17.072	38.160	139.04	2:07.053	18
8	99	Craft Bamboo Racing	Porsche 911 GT3R	26	1:02:28.600	1:34.226	17.153	138.40	2:06.789	6

CLASS : BGT Asia - Pro/Am

POS	NO	NAME	ENTRY	LAPS	TIME	GAP	DIFF	KPH	BEST	ON
1	999	GruppeM Racing Team	Mercedes AMG-GT3	26	1:01:03.436			141.62	2:04.859	26
2	39	Spirit of Race SA	Ferrari 488 GT3	26	1:01:22.928	19.491	19.491	140.87	2:05.952	14
3	13	Milestone Racing	Audi R8 LMS GT3	26	1:01:33.647	30.210	10.719	140.46	2:05.564	17
4	6	Team Audi R8 LMS Cup	Audi R8 LMS GT3	26	1:01:33.792	30.355	0.144	140.45	2:05.746	24
5	7	Team WRT	Audi R8 LMS GT3	26	1:01:34.504	31.067	0.712	140.43	2:05.441	19
6	38	Spirit of Race SA	Ferrari 488 GT3	26	1:01:46.245	42.808	11.740	139.98	2:06.034	25
7	37	BBT	Ferrari 488 GT3	26	1:02:02.168	58.732	15.923	139.38	2:05.943	17
8	98	Arrows Racing	Porsche 911 GT3R	26	1:02:07.741	1:04.305	5.573	139.17	2:07.088	24

Sepang International Circuit
Circuit Length = 5.543 km
Start: 15:17 Flag 16:18 End: 16:24

Weather / Track : Sunny / Dry

Race Director : Ravin

Stewards :

Timekeeper :

Blancpain GT Series Asia 2017

RACE 1 - ROUND 1 - CLASSIFICATION BY CLASS - AMENDED FINAL

9	2	FFF Racing Team By ACM	Lamborghini Huracan GT3	26	1:02:08.091	1:04.654	0.349	139.16	2:06.815	23
NC	12	Clearwater Racing	McLaren 650S GT3	1	3:27.131	25 Laps	25 Laps	96.33	3:27.131	1

CLASS : BGT Asia - Am/Am

POS	NO	NAME	ENTRY	LAPS	TIME	GAP	DIFF	KPH	BEST	ON
1	19	KCMG	Audi R8 LMS GT3	26	1:02:28.769			138.39	2:07.741	19
2	75	T2 Motorsport	Ferrari 488 GT3	26	1:02:51.659	22.890	22.890	137.55	2:09.534	19
3	69	CMRT Eurasia	Aston Martin Vantage GT3	24	1:01:14.441	2 Laps	2 Laps	130.33	2:09.678	14
NC	90	FIST - Team AAI	BMW M6 GT3	1	3:27.212	25 Laps	23 Laps	96.30	3:27.212	1

CLASS : BGT Asia - GT4

POS	NO	NAME	ENTRY	LAPS	TIME	GAP	DIFF	KPH	BEST	ON
1	77	Craft Bamboo Racing	Porsche Cayman GT4 Clubsport MR	24	1:01:53.904			128.95	2:20.841	21
2	10	EKS Motorsports	Porsche Cayman GT4 Clubsport MR	24	1:01:57.425	3.521	3.521	128.82	2:20.182	18
3	89	HubAuto Racing	Porsche Cayman GT4 Clubsport MR	24	1:02:35.196	41.292	37.771	127.53	2:21.754	17
4	17	Taiwan Top Speed Racing Team	Porsche Cayman GT4 Clubsport MR	24	1:03:04.713	1:10.809	29.517	126.53	2:23.392	14
5	11	TTR Team SARD	Porsche Cayman GT4 Clubsport MR	24	1:03:06.985	1:13.080	2.271	126.46	2:23.693	10

CLASS : BGT Asia - INV

POS	NO	NAME	ENTRY	LAPS	TIME	GAP	DIFF	KPH	BEST	ON
1	117	EKS Motorsport	Porsche Cayman GT4 Clubsport MR	24	1:01:49.452			129.10	2:20.794	7

FASTEST LAP

999	Pro/Am	GruppeM Racing Team	Mercedes AMG-GT3 -	26	2:04.859			99.30 mph	159.81 kph
999	Pro/Am	GruppeM Racing Team	Mercedes AMG-GT3 -	26	2:04.859			99.30 mph	159.81 kph
86	Silver	OD Racing Team	Audi R8 LMS GT3 -	7	2:05.393			98.88 mph	159.13 kph
19	Am/Am	KCMG	Audi R8 LMS GT3 -	19	2:07.741			97.06 mph	156.21 kph
10	GT4	EKS Motorsports	Porsche Cayman GT4 Clubsport MR -	18	2:20.182			88.45 mph	142.34 kph
117	INV	EKS Motorsport	Porsche Cayman GT4 Clubsport MR -	7	2:20.794			88.06 mph	141.72 kph

* Car 1 - 10 Second penalty, Stewards decision 3

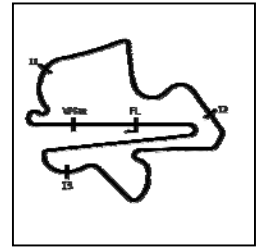
Weather / Track : Sunny / Dry

Sepang International Circuit
Circuit Length = 5.543 km
Start: 15:17 Flag 16:18 End: 16:24

Race Director : Ravin	Stewards :	Timekeeper :
-----------------------	------------	--------------

Blancpain GT Series Asia 2017

RACE 1 - ROUND 1 - SECTOR ANALYSIS



SECTOR 1 = FL to I1, SECTOR 2 = I1 to I2 SECTOR 3 = I2 to I3, SECTOR 4 = I3 to FL, DIFF = Difference To Personal Best Lap, P = Crossed Finish Line in Pit Lane, D = Time Disallowed

P1 86 Silver OD Racing Team		Audi R8 LMS GT3							
IDEAL LAP TIME : 2:05.114		BEST LAP TIME : 2:05.393		DIFFERENCE : 0.279					
D1: Mitchell GILBERT		D2: Aditja PATEL							
LAP	SECTOR 1	SECTOR 2	SECTOR 3	SECTOR 4	SPEED TRAP	LAP TIME	KPH	DIFF	TIME OF DAY
1 - D1		39.515	56.169	1:18.823		3:25.488	97.10	1:20.094	15:21:10.725
2 - D1	26.624	36.451	46.496	37.802	216.8	2:27.373	135.40	21.979	15:23:38.099
3 - D1	31.185	45.784	54.740	53.533	171.1	3:05.242	107.72	59.848	15:26:43.342
4 - D1	41.618	41.294	52.912	51.471	102.7	3:07.296	106.54	1:01.902	15:29:50.638
5 - D1	39.220	39.098	52.668	47.607	115.3	2:58.593	111.73	53.199	15:32:49.232
6 - D1	25.426	29.377	36.955	33.760	234.7	2:05.518	158.97	0.124	15:34:54.750
7 - D1	25.099	29.430	37.095	33.769	236.3	2:05.393 (1)	159.13		15:37:00.144
8 - D1	25.074	29.408	37.039	33.946	235.8	2:05.467 (2)	159.04	0.073	15:39:05.611
9 - D1	25.210	29.499	37.281	33.927	236.3	2:05.918	158.47	0.524	15:41:11.529
10 - D1	25.163	29.551	37.111	33.874	236.8	2:05.699	158.74	0.306	15:43:17.229
11 - D1	25.098	29.523	37.115	33.847	236.8	2:05.584	158.89	0.190	15:45:22.813
12 - D1	25.022	29.428	37.638	IN PIT	236.8	2:08.096	155.77	2.702	15:47:30.910
13 - D2	OUTLAP	30.551	37.838	33.845		3:36.674	92.09	1:31.281	15:51:07.584
14 - D2	25.139	29.653	37.306	33.967	236.3	2:06.065	158.28	0.672	15:53:13.650
15 - D2	25.070	29.666	37.382	33.896	236.8	2:06.014	158.35	0.621	15:55:19.665
16 - D2	25.093	29.697	37.347	34.123	236.8	2:06.261	158.04	0.867	15:57:25.926
17 - D2	25.204	29.911	37.396	33.918	237.8	2:06.430	157.83	1.036	15:59:32.356
18 - D2	25.040	29.597	37.460	34.071	237.8	2:06.169	158.15	0.775	16:01:38.525
19 - D2	25.382	29.677	39.992	34.336	238.4	2:09.387	154.22	3.993	16:03:47.913
20 - D2	25.311	29.694	37.786	34.098	238.4	2:06.889	157.26	1.495	16:05:54.802
21 - D2	25.500	29.764	37.891	34.019	239.4	2:07.174	156.90	1.780	16:08:01.976
22 - D2	25.243	29.895	37.725	33.947	238.4	2:06.811	157.35	1.417	16:10:08.787
23 - D2	25.479	29.778	37.814	34.168	238.9	2:07.239	156.82	1.845	16:12:16.027
24 - D2	25.365	29.766	37.759	34.337	238.4	2:07.228	156.84	1.834	16:14:23.255
25 - D2	25.292	29.739	37.978	33.997	237.8	2:07.007	157.11	1.613	16:16:30.262
26 - D2	25.706	29.855	38.792	34.995	238.4	2:09.348	154.27	3.954	16:18:39.611

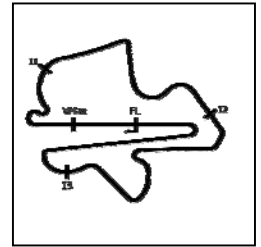
P2 999 Pro/Am GruppeM Racing Team		Mercedes AMG-GT3							
IDEAL LAP TIME : 2:04.755		BEST LAP TIME : 2:04.859		DIFFERENCE : 0.103					
D1: Hunter ABBOTT		D2: Raffaele MARCIELLO							
LAP	SECTOR 1	SECTOR 2	SECTOR 3	SECTOR 4	SPEED TRAP	LAP TIME	KPH	DIFF	TIME OF DAY
1 - D1		35.816	51.708	1:05.961		3:28.462	95.72	1:23.603	15:21:13.699
2 - D1	28.458	43.872	51.504	39.138	206.1	2:42.972	122.44	38.113	15:23:56.672
3 - D1	34.733	36.583	53.898	58.016	134.1	3:03.230	108.90	58.371	15:26:59.902
4 - D1	37.880	41.907	52.192	53.267	124.1	3:05.247	107.71	1:00.387	15:30:05.149
5 - D1	38.059	38.959	49.201	46.128	122.7	2:52.347	115.78	47.488	15:32:57.497
6 - D1	26.031	30.120	38.690	33.946	239.4	2:08.787	154.94	3.928	15:35:06.285
7 - D1	25.624	30.101	37.848	34.152	238.4	2:07.726	156.23	2.866	15:37:14.011
8 - D1	25.628	29.778	37.692	34.120	238.9	2:07.219	156.85	2.359	15:39:21.230
9 - D1	25.537	29.794	37.493	34.280	239.4	2:07.105	156.99	2.245	15:41:28.335
10 - D1	25.685	29.788	38.426	34.058	240.0	2:07.957	155.94	3.098	15:43:36.293
11 - D1	25.559	29.849	37.526	IN PIT	239.4	2:11.428	151.83	6.569	15:45:47.722
12 - D2	OUTLAP	29.527	37.254	33.598		3:36.439	92.19	1:31.580	15:49:24.161
13 - D2	25.759	29.506	37.725	33.749	237.8	2:06.739	157.44	1.879	15:51:30.901
14 - D2	25.303	29.313	37.121	34.130	238.4	2:05.868	158.53	1.009	15:53:36.769
15 - D2	25.625	29.748	37.615	33.631	238.9	2:06.619	157.59	1.760	15:55:43.389
16 - D2	25.309	29.586	37.616	34.184	238.9	2:06.696	157.50	1.836	15:57:50.085
17 - D2	25.678	29.907	37.349	33.727	240.5	2:06.662	157.54	1.803	15:59:56.747
18 - D2	25.305	29.810	37.670	34.058	237.8	2:06.843	157.31	1.983	16:02:03.591
19 - D2	25.949	29.413	37.200	33.768	233.7	2:06.330	157.95	1.471	16:04:09.921
20 - D2	25.307	29.382	37.397	34.312	239.4	2:06.398	157.87	1.539	16:06:16.320
21 - D2	25.213	29.853	37.368	33.620	240.0	2:06.055	158.30	1.195	16:08:22.375
22 - D2	25.140	29.272	37.188	33.821	238.9	2:05.422	159.10	0.563	16:10:27.797
23 - D2	25.171	29.206	37.201	33.669	238.9	2:05.247 (2)	159.32	0.387	16:12:33.045
24 - D2	25.417	29.354	37.068	33.600	240.5	2:05.440	159.07	0.581	16:14:38.485
25 - D2	25.169	29.510	36.982	33.667	238.9	2:05.329 (3)	159.21	0.469	16:16:43.814
26 - D2	25.170	29.197	37.056	33.442	238.9	2:04.859 (1)	159.81		16:18:48.674

Weather / Track : Sunny / Dry

Sepang International Circuit
Circuit Length = 5.543 km
Start: 15:17 Flag 16:18 End: 16:24

Blancpain GT Series Asia 2017

RACE 1 - ROUND 1 - SECTOR ANALYSIS



SECTOR 1 = FL to I1, SECTOR 2 = I1 to I2 SECTOR 3 = I2 to I3, SECTOR 4 = I3 to FL, DIFF = Difference To Personal Best Lap, P = Crossed Finish Line in Pit Lane, D = Time Disallowed

P3 91 Silver FIST - Team AAI		BMW M6 GT3							
IDEAL LAP TIME : 2:05.818		BEST LAP TIME : 2:06.148		DIFFERENCE : 0.330					
D1: Oliver MILLROY		D2: Jesse KROHN							
LAP	SECTOR 1	SECTOR 2	SECTOR 3	SECTOR 4	SPEED TRAP	LAP TIME	KPH	DIFF	TIME OF DAY
1 - D1		37.884	51.802	1:13.064		3:26.586	96.59	1:20.438	15:21:11.824
2 - D1	27.797	39.813	47.385	42.445	220.8	2:37.441	126.74	31.292	15:23:49.265
3 - D1	36.382	36.744	52.800	56.364	104.2	3:02.291	109.46	56.142	15:26:51.556
4 - D1	39.670	42.179	52.458	52.649	113.4	3:06.957	106.73	1:00.808	15:29:58.513
5 - D1	38.140	39.463	50.130	47.584	99.1	2:55.317	113.82	49.169	15:32:53.831
6 - D1	25.515	30.586	38.316	34.161	242.6	2:08.579	155.19	2.430	15:35:02.410
7 - D1	25.362	29.757	38.067	34.194	242.6	2:07.380	156.65	1.232	15:37:09.791
8 - D1	25.695	29.844	37.615	34.207	242.1	2:07.362	156.67	1.213	15:39:17.153
9 - D1	25.361	29.639	38.115	34.442	243.2	2:07.558	156.43	1.409	15:41:24.711
10 - D1	25.544	29.784	37.590	34.191	241.0	2:07.109	156.98	0.961	15:43:31.821
11 - D1	25.578	29.725	37.713	34.186	242.6	2:07.202	156.87	1.054	15:45:39.024
12 - D1	25.655	30.703	38.133	IN PIT	242.6	2:10.757	P 152.60	4.608	15:47:49.781
13 - D2	OUTLAP	29.943	37.401	33.977		3:37.505	91.74	1:31.356	15:51:27.286
14 - D2	25.088	29.999	38.289	34.565	239.4	2:07.942	155.96	1.793	15:53:35.228
15 - D2	25.167	29.474	37.592	34.218	240.0	2:06.451 (2)	157.80	0.302	15:55:41.680
16 - D2	26.224	29.667	37.741	34.247	241.0	2:07.879	156.04	1.730	15:57:49.559
17 - D2	25.503	29.481	37.465	34.026	242.6	2:06.475 (3)	157.77	0.327	15:59:56.034
18 - D2	25.519	29.936	37.551	34.059	243.2	2:07.065	157.04	0.917	16:02:03.100
19 - D2	25.304	29.398	37.467	33.979	241.0	2:06.148 (1)	158.18		16:04:09.249
20 - D2	25.238	29.379	37.581	34.533	242.6	2:06.731	157.45	0.583	16:06:15.981
21 - D2	25.358	30.169	37.940	33.949	242.1	2:07.416	156.61	1.268	16:08:23.397
22 - D2	25.191	29.535	37.627	34.176	243.2	2:06.529	157.70	0.381	16:10:29.927
23 - D2	25.504	29.671	37.707	34.196	243.2	2:07.079	157.02	0.930	16:12:37.006
24 - D2	25.276	30.113	37.906	34.060	243.2	2:07.356	156.68	1.207	16:14:44.362
25 - D2	25.351	29.538	37.669	34.136	242.6	2:06.694	157.50	0.545	16:16:51.057
26 - D2	25.262	29.472	37.997	34.070	242.1	2:06.801	157.37	0.653	16:18:57.858

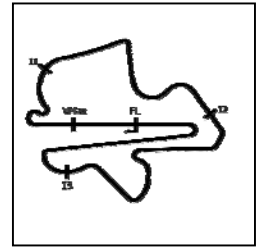
P4 888 Silver GruppeM Racing Team		Mercedes AMG-GT3							
IDEAL LAP TIME : 2:05.857		BEST LAP TIME : 2:06.203		DIFFERENCE : 0.346					
D1: Tim SUGDEN		D2: Jules SZYMKOWIAK							
LAP	SECTOR 1	SECTOR 2	SECTOR 3	SECTOR 4	SPEED TRAP	LAP TIME	KPH	DIFF	TIME OF DAY
1 - D1		37.968	51.823	1:13.552		3:26.301	96.72	1:20.098	15:21:11.539
2 - D1	27.506	39.280	47.370	42.180	218.6	2:36.336	127.64	30.133	15:23:47.875
3 - D1	35.973	37.086	53.017	55.553	114.8	3:01.630	109.86	55.427	15:26:49.505
4 - D1	40.652	41.948	52.262	52.402	112.8	3:07.264	106.55	1:01.061	15:29:56.770
5 - D1	38.511	39.530	50.130	47.580	110.2	2:55.751	113.53	49.548	15:32:52.521
6 - D1	26.129	30.352	37.925	34.225	234.2	2:08.631	155.13	2.428	15:35:01.153
7 - D1	25.687	30.357	38.200	34.086	236.8	2:08.331	155.49	2.128	15:37:09.484
8 - D1	25.805	30.773	38.142	34.285	236.3	2:09.006	154.68	2.803	15:39:18.490
9 - D1	25.720	30.027	38.175	34.211	235.2	2:08.133	155.73	1.930	15:41:26.624
10 - D1	25.639	30.094	37.915	34.300	235.8	2:07.949	155.95	1.746	15:43:34.573
11 - D1	25.779	30.155	38.313	IN PIT	235.8	2:12.190	P 150.95	5.987	15:45:46.764
12 - D2	OUTLAP	29.609	37.838	34.028		3:39.592	90.87	1:33.389	15:49:26.356
13 - D2	25.365	29.792	37.624	33.877	236.3	2:06.658	157.54	0.455	15:51:33.015
14 - D2	25.333	29.445	37.474	33.950	236.3	2:06.203 (1)	158.11		15:53:39.218
15 - D2	25.549	29.619	37.318	34.272	237.3	2:06.759	157.42	0.556	15:55:45.977
16 - D2	25.508	29.575	37.478	34.113	237.3	2:06.674	157.52	0.471	15:57:52.652
17 - D2	25.448	29.615	37.472	33.975	235.8	2:06.511	157.73	0.308	15:59:59.163
18 - D2	25.324	29.791	37.845	33.994	236.8	2:06.955	157.18	0.752	16:02:06.118
19 - D2	25.435	29.570	37.819	33.878	236.8	2:06.702	157.49	0.499	16:04:12.821
20 - D2	25.400	29.649	37.611	34.036	237.8	2:06.697	157.49	0.494	16:06:19.518
21 - D2	25.387	29.705	38.125	33.956	237.3	2:07.173	156.91	0.970	16:08:26.692
22 - D2	25.378	29.572	37.533	33.979	237.3	2:06.462 (3)	157.79	0.259	16:10:33.155
23 - D2	25.319	29.467	37.367	34.052	237.3	2:06.206 (2)	158.11	0.003	16:12:39.361
24 - D2	25.316	29.577	38.038	34.042	237.3	2:06.974	157.15	0.771	16:14:46.335
25 - D2	25.423	29.607	37.528	34.144	236.8	2:06.703	157.49	0.500	16:16:53.038
26 - D2	25.276	29.553	37.622	34.303	237.8	2:06.694	157.50	0.491	16:18:59.733

Weather / Track : Sunny / Dry

Sepang International Circuit
Circuit Length = 5.543 km
Start: 15:17 Flag 16:18 End: 16:24

Blancpain GT Series Asia 2017

RACE 1 - ROUND 1 - SECTOR ANALYSIS



SECTOR 1 = FL to I1, SECTOR 2 = I1 to I2 SECTOR 3 = I2 to I3, SECTOR 4 = I3 to FL, DIFF = Difference To Personal Best Lap, P = Crossed Finish Line in Pit Lane, D = Time Disallowed

P5		5 Silver Audi Hong Kong			Audi R8 LMS GT3					
IDEAL LAP TIME : 2:05.877		BEST LAP TIME : 2:06.398			DIFFERENCE : 0.520					
D1: Marchy LEE		D2: Shaun THONG								
LAP	SECTOR 1	SECTOR 2	SECTOR 3	SECTOR 4	SPEED TRAP	LAP TIME	KPH	DIFF	TIME OF DAY	
1 - D1		40.740	53.015	1:16.197		3:25.793	96.96	1:19.395	15:21:11.031	
2 - D1	27.217	38.003	46.984	39.253	219.9	2:31.457	131.75	25.059	15:23:42.488	
3 - D1	32.396	42.923	54.192	54.185	162.6	3:03.696	108.62	57.298	15:26:46.185	
4 - D1	41.167	41.611	52.005	52.519	143.4	3:07.302	106.53	1:00.904	15:29:53.487	
5 - D1	38.689	39.683	51.260	47.597	123.8	2:57.230	112.59	50.831	15:32:50.717	
6 - D1	25.473	30.217	37.998	33.719	237.3	2:07.407	156.62	1.009	15:34:58.125	
7 - D1	25.254	29.617	37.503	34.053	238.4	2:06.427 (2)	157.83	0.028	15:37:04.552	
8 - D1	25.283	29.897	37.767	33.985	238.4	2:06.932	157.20	0.534	15:39:11.484	
9 - D1	25.460	31.391	37.981	34.180	239.4	2:09.013	154.67	2.615	15:41:20.497	
10 - D1	25.238	29.956	37.598	34.053	237.8	2:06.846 (3)	157.31	0.447	15:43:27.343	
11 - D1	25.164	29.976	37.925	34.043	238.4	2:07.108	156.98	0.710	15:45:34.452	
12 - D1	25.605	30.847	38.489	34.144	239.4	2:09.086	154.58	2.688	15:47:43.538	
13 - D1	25.503	30.205	38.976	34.383	238.9	2:09.067	154.60	2.669	15:49:52.606	
14 - D1	25.369	30.157	38.289	IN PIT	238.4	2:11.910 P	151.27	5.512	15:52:04.517	
15 - D2	OUTLAP	30.335	37.890	34.458		3:37.032	91.94	1:30.634	15:55:41.549	
16 - D2	25.520	30.019	37.977	34.318	238.9	2:07.834	156.09	1.436	15:57:49.384	
17 - D2	25.200	29.504	37.490	34.203	242.1	2:06.398 (1)	157.87		15:59:55.782	
18 - D2	25.483	29.872	37.646	34.790	239.4	2:07.792	156.15	1.394	16:02:03.574	
19 - D2	26.432	29.961	37.584	34.247	238.9	2:08.224	155.62	1.826	16:04:11.799	
20 - D2	25.441	29.932	37.544	34.200	240.0	2:07.117	156.97	0.719	16:06:18.916	
21 - D2	25.494	29.881	38.912	34.201	238.9	2:08.489	155.30	2.090	16:08:27.405	
22 - D2	25.497	29.836	38.038	34.656	241.0	2:08.028	155.86	1.630	16:10:35.433	
23 - D2	25.571	29.563	38.341	34.413	240.5	2:07.888	156.03	1.490	16:12:43.322	
24 - D2	25.371	29.779	38.202	34.546	239.4	2:07.899	156.01	1.501	16:14:51.221	
25 - D2	25.538	30.078	37.986	34.271	238.9	2:07.874	156.04	1.476	16:16:59.095	
26 - D2	25.480	29.658	37.723	34.539	239.4	2:07.400	156.63	1.002	16:19:06.496	

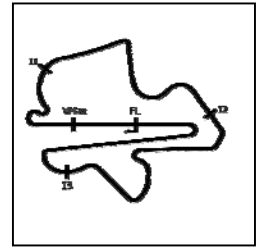
P6		39 Pro/Am Spirit of Race SA			Ferrari 488 GT3					
IDEAL LAP TIME : 2:05.736		BEST LAP TIME : 2:05.952			DIFFERENCE : 0.216					
D1: Xin JIANG		D2: Massimiliano WISER								
LAP	SECTOR 1	SECTOR 2	SECTOR 3	SECTOR 4	SPEED TRAP	LAP TIME	KPH	DIFF	TIME OF DAY	
1 - D1		40.392	52.507	1:15.244		3:26.198	96.77	1:20.246	15:21:11.436	
2 - D1	28.071	39.486	47.325	42.330	223.6	2:37.212	126.92	31.260	15:23:48.648	
3 - D1	36.584	36.457	52.769	56.282	113.5	3:02.092	109.58	56.140	15:26:50.741	
4 - D1	39.923	42.037	52.506	52.190	106.2	3:06.656	106.90	1:00.704	15:29:57.397	
5 - D1	38.885	39.059	50.104	47.555	107.5	2:55.604	113.63	49.652	15:32:53.001	
6 - D1	25.909	30.771	39.583	34.538	242.6	2:10.802	152.55	4.850	15:35:03.803	
7 - D1	25.501	29.966	39.184	36.338	242.6	2:10.989	152.33	5.037	15:37:14.793	
8 - D1	25.543	29.936	38.020	34.062	241.6	2:07.562	156.43	1.610	15:39:22.355	
9 - D1	25.417	29.794	37.907	34.114	240.0	2:07.232	156.83	1.280	15:41:29.588	
10 - D1	25.288	30.010	38.589	IN PIT	241.6	2:11.564 P	151.67	5.612	15:43:41.153	
11 - D2	OUTLAP	29.798	37.415	33.719		3:39.883	90.75	1:33.931	15:47:21.036	
12 - D2	25.224	29.731	37.475	33.903	240.0	2:06.334 (3)	157.95	0.382	15:49:27.370	
13 - D2	25.288	29.917	37.403	33.619	240.0	2:06.227 (2)	158.08	0.275	15:51:33.598	
14 - D2	25.211	29.600	37.305	33.835	242.1	2:05.952 (1)	158.43		15:53:39.550	
15 - D2	25.600	29.765	37.457	33.914	242.1	2:06.736	157.45	0.784	15:55:46.287	
16 - D2	25.477	29.870	37.467	33.969	240.0	2:06.783	157.39	0.831	15:57:53.070	
17 - D2	25.309	29.876	37.583	33.911	241.6	2:06.679	157.52	0.727	15:59:59.750	
18 - D2	25.255	29.772	37.810	34.177	242.1	2:07.015	157.10	1.063	16:02:06.765	
19 - D2	25.482	30.091	38.578	34.287	239.4	2:08.438	155.36	2.486	16:04:15.204	
20 - D2	25.510	29.936	38.069	33.983	241.0	2:07.498	156.50	1.546	16:06:22.703	
21 - D2	25.448	30.171	37.705	34.249	241.6	2:07.573	156.41	1.621	16:08:30.276	
22 - D2	25.379	30.093	37.986	34.060	241.6	2:07.519	156.48	1.567	16:10:37.795	
23 - D2	25.373	29.936	37.940	34.190	240.5	2:07.439	156.58	1.487	16:12:45.235	
24 - D2	25.413	30.042	37.957	34.231	241.6	2:07.643	156.33	1.691	16:14:52.879	
25 - D2	25.629	30.003	37.845	34.097	240.5	2:07.575	156.41	1.623	16:17:00.454	
26 - D2	25.585	30.047	38.035	34.043	241.6	2:07.710	156.25	1.758	16:19:08.165	

Weather / Track : Sunny / Dry

Sepang International Circuit
Circuit Length = 5.543 km
Start: 15:17 Flag 16:18 End: 16:24

Blancpain GT Series Asia 2017

RACE 1 - ROUND 1 - SECTOR ANALYSIS



SECTOR 1 = FL to I1, SECTOR 2 = I1 to I2 SECTOR 3 = I2 to I3, SECTOR 4 = I3 to FL, DIFF = Difference To Personal Best Lap, P = Crossed Finish Line in Pit Lane, D = Time Disallowed

P7 88 Silver Craft Bamboo Racing		Porsche 911 GT3R							
IDEAL LAP TIME : 2:06.873		BEST LAP TIME : 2:06.999		DIFFERENCE : 0.126					
D1: Jules GOUNON		D2: Joel CAMATHIAS							
LAP	SECTOR 1	SECTOR 2	SECTOR 3	SECTOR 4	SPEED TRAP	LAP TIME	KPH	DIFF	TIME OF DAY
1 - D1		40.648	52.899	1:15.570		3:26.012	96.86	1:19.012	15:21:11.249
2 - D1	27.221	38.355	47.051	39.520	221.7	2:32.147	131.15	25.148	15:23:43.397
3 - D1	32.224	43.034	54.010	54.229	148.5	3:03.498	108.74	56.498	15:26:46.895
4 - D1	40.930	42.063	51.953	52.485	154.0	3:07.432	106.46	1:00.432	15:29:54.327
5 - D1	38.470	40.172	50.737	47.338	115.2	2:56.718	112.91	49.718	15:32:51.045
6 - D1	25.552	30.237	38.175	34.014	240.0	2:07.978	155.92	0.978	15:34:59.024
7 - D1	25.348	29.841	37.799	34.011	240.5	2:06.999 (1)	157.12		15:37:06.023
8 - D1	25.465	29.783	37.731	34.031	239.4	2:07.010 (2)	157.11	0.010	15:39:13.034
9 - D1	25.435	30.257	38.122	34.231	239.4	2:08.045	155.84	1.045	15:41:21.080
10 - D1	25.394	30.070	38.051	34.314	241.0	2:07.829	156.10	0.829	15:43:28.909
11 - D1	25.400	29.807	37.777	34.473	239.4	2:07.458 (3)	156.55	0.458	15:45:36.367
12 - D1	25.804	29.913	37.894	IN PIT	238.4	2:09.699 P	153.85	2.699	15:47:46.067
13 - D2	OUTLAP	30.404	37.855	34.418		3:38.015	91.52	1:31.015	15:51:24.082
14 - D2	25.610	30.140	38.385	34.414	237.3	2:08.549	155.23	1.549	15:53:32.631
15 - D2	25.840	30.204	37.783	34.623	237.3	2:08.450	155.34	1.450	15:55:41.082
16 - D2	25.543	30.122	37.978	34.486	238.9	2:08.129	155.73	1.130	15:57:49.211
17 - D2	26.324	30.689	37.914	34.050	239.4	2:08.977	154.71	1.977	15:59:58.189
18 - D2	25.495	30.362	39.218	34.355	239.4	2:09.430	154.17	2.430	16:02:07.620
19 - D2	25.776	30.187	38.093	34.445	241.0	2:08.502	155.28	1.502	16:04:16.122
20 - D2	25.795	30.264	38.201	34.325	240.5	2:08.585	155.18	1.585	16:06:24.708
21 - D2	25.518	30.910	38.153	34.159	240.5	2:08.740	155.00	1.740	16:08:33.449
22 - D2	25.434	30.011	38.790	34.214	240.0	2:08.450	155.34	1.450	16:10:41.899
23 - D2	25.601	30.122	38.182	34.320	239.4	2:08.225	155.62	1.225	16:12:50.125
24 - D2	25.420	30.237	38.223	34.734	238.9	2:08.615	155.15	1.615	16:14:58.740
25 - D2	25.487	30.625	38.246	34.314	241.0	2:08.673	155.08	1.673	16:17:07.413
26 - D2	25.485	30.120	38.198	34.347	238.9	2:08.150	155.71	1.150	16:19:15.564

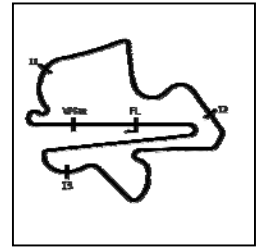
P8 66 Silver Vincenzo Sospiri Racing SRL		Lamborghini Huracan GT3							
IDEAL LAP TIME : 2:06.554		BEST LAP TIME : 2:06.833		DIFFERENCE : 0.278					
D1: Martin KODRIC		D2: Sandy STUVIK							
LAP	SECTOR 1	SECTOR 2	SECTOR 3	SECTOR 4	SPEED TRAP	LAP TIME	KPH	DIFF	TIME OF DAY
1 - D0		38.703	52.135	1:14.655		3:26.316	96.71	1:19.483	15:21:11.554
2 - D2	27.329	38.673	47.176	39.594	220.8	2:32.772	130.61	25.938	15:23:44.326
3 - D2	33.507	42.033	53.431	54.797	147.5	3:03.769	108.58	56.936	15:26:48.095
4 - D2	40.674	42.246	51.790	52.860	148.5	3:07.570	106.38	1:00.737	15:29:55.666
5 - D2	39.022	39.367	50.026	47.477	113.9	2:55.893	113.44	49.059	15:32:51.559
6 - D2	25.568	30.216	38.049	33.905	237.3	2:07.739	156.21	0.905	15:34:59.298
7 - D2	25.557	29.920	37.618	34.234	239.4	2:07.330	156.71	0.496	15:37:06.628
8 - D2	25.309	29.953	37.796	34.249	237.8	2:07.307	156.74	0.474	15:39:13.936
9 - D2	25.400	29.911	37.968	34.237	237.8	2:07.516	156.48	0.683	15:41:21.453
10 - D2	25.553	30.002	37.935	34.219	239.4	2:07.709	156.25	0.876	15:43:29.162
11 - D2	25.704	30.007	37.668	34.278	239.4	2:07.657	156.31	0.824	15:45:36.820
12 - D2	25.686	30.113	37.811	IN PIT	238.9	2:10.592 P	152.80	3.759	15:47:47.413
13 - D1	OUTLAP	30.614	38.264	34.492		3:50.486	86.57	1:43.653	15:51:37.899
14 - D1	25.563	29.860	37.844	34.120	238.9	2:07.387	156.64	0.554	15:53:45.287
15 - D1	25.506	30.309	39.227	34.150	238.9	2:09.192	154.45	2.359	15:55:54.480
16 - D1	25.478	29.824	37.624	34.108	238.4	2:07.035 (3)	157.08	0.202	15:58:01.515
17 - D1	25.465	29.781	37.559	34.027	238.4	2:06.833 (1)	157.33		16:00:08.348
18 - D1	25.395	29.787	37.751	34.105	238.9	2:07.038	157.07	0.205	16:02:15.387
19 - D1	25.422	29.789	37.656	34.072	239.4	2:06.940 (2)	157.19	0.107	16:04:22.327
20 - D1	25.463	29.899	37.766	34.190	239.4	2:07.319	156.73	0.485	16:06:29.646
21 - D1	25.616	29.931	38.076	34.152	240.0	2:07.775	156.17	0.942	16:08:37.422
22 - D1	25.600	29.906	37.772	34.480	240.0	2:07.759	156.19	0.926	16:10:45.181
23 - D1	25.874	29.963	37.934	34.155	240.0	2:07.926	155.98	1.093	16:12:53.108
24 - D1	25.310	29.846	37.899	34.144	239.4	2:07.200	156.87	0.366	16:15:00.308
25 - D1	25.578	30.327	38.635	34.421	240.0	2:08.961	154.73	2.128	16:17:09.270
26 - D1	25.855	30.774	38.236	34.388	239.4	2:09.253	154.38	2.420	16:19:18.523

Weather / Track : Sunny / Dry

Sepang International Circuit
Circuit Length = 5.543 km
Start: 15:17 Flag 16:18 End: 16:24

Blancpain GT Series Asia 2017

RACE 1 - ROUND 1 - SECTOR ANALYSIS



SECTOR 1 = FL to I1, SECTOR 2 = I1 to I2 SECTOR 3 = I2 to I3, SECTOR 4 = I3 to FL, DIFF = Difference To Personal Best Lap, P = Crossed Finish Line in Pit Lane, D = Time Disallowed

P9 13 Pro/Am Milestone Racing					Audi R8 LMS GT3				
IDEAL LAP TIME : 2:05.390		BEST LAP TIME : 2:05.564		DIFFERENCE : 0.174					
D1: Jingzu SUN		D2: Franky CHENG							
LAP	SECTOR 1	SECTOR 2	SECTOR 3	SECTOR 4	SPEED TRAP	LAP TIME	KPH	DIFF	TIME OF DAY
1 - D1		37.406	51.855	1:10.387		3:27.030	96.38	1:21.465	15:21:12.267
2 - D1	27.987	43.198	51.258	37.839	226.4	2:40.283	124.49	34.719	15:23:52.550
3 - D1	35.094	36.326	53.102	56.639	121.3	3:01.161	110.14	55.597	15:26:53.712
4 - D1	39.233	42.058	52.573	52.745	140.8	3:06.610	106.93	1:01.046	15:30:00.322
5 - D1	37.835	39.349	50.346	47.125	120.8	2:54.655	114.25	49.091	15:32:54.978
6 - D1	25.790	30.828	39.036	34.682	238.4	2:10.336	153.10	4.772	15:35:05.315
7 - D1	25.794	31.129	40.531	36.486	238.9	2:13.941	148.98	8.377	15:37:19.256
8 - D1	26.048	31.197	39.628	35.274	238.4	2:12.148	151.00	6.583	15:39:31.404
9 - D1	26.062	31.968	40.034	35.460	237.8	2:13.525	149.44	7.961	15:41:44.929
10 - D1	25.968	31.751	40.730	IN PIT	238.4	2:17.282	P 145.35	11.718	15:44:02.212
11 - D2	OUTLAP	29.836	37.462	33.988		3:37.840	91.60	1:32.276	15:47:40.052
12 - D2	25.209	29.943	37.356	33.844	237.3	2:06.352	157.92	0.788	15:49:46.405
13 - D2	25.352	29.613	37.255	33.783	237.8	2:06.004	(3) 158.36	0.440	15:51:52.409
14 - D2	25.111	30.033	37.751	33.801	240.5	2:06.696	157.50	1.132	15:53:59.106
15 - D2	25.312	29.578	37.692	33.911	240.0	2:06.494	157.75	0.930	15:56:05.600
16 - D2	25.238	30.296	38.309	33.769	241.0	2:07.612	156.37	2.048	15:58:13.213
17 - D2	25.050	29.386	37.184	33.943	239.4	2:05.564	(1) 158.92		16:00:18.777
18 - D2	25.290	29.762	37.446	34.042	238.4	2:06.540	157.69	0.976	16:02:25.318
19 - D2	25.307	29.688	37.411	33.807	238.9	2:06.213	158.10	0.649	16:04:31.532
20 - D2	25.274	29.705	37.527	33.909	239.4	2:06.415	157.85	0.851	16:06:37.947
21 - D2	25.318	29.647	37.619	33.871	239.4	2:06.455	157.80	0.891	16:08:44.403
22 - D2	25.205	29.622	37.366	33.893	240.0	2:06.086	158.26	0.522	16:10:50.489
23 - D2	25.446	29.539	37.445	33.855	240.0	2:06.285	158.01	0.721	16:12:56.775
24 - D2	25.135	29.467	37.483	33.864	239.4	2:05.949	(2) 158.43	0.385	16:15:02.725
25 - D2	25.228	29.638	37.701	34.583	240.5	2:07.150	156.93	1.586	16:17:09.875
26 - D2	25.407	30.853	38.230	34.518	242.1	2:09.008	154.67	3.444	16:19:18.884

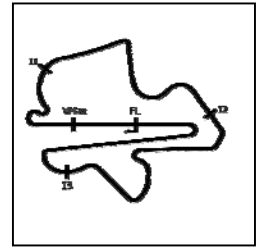
P10 6 Pro/Am Team Audi R8 LMS Cup					Audi R8 LMS GT3				
IDEAL LAP TIME : 2:05.599		BEST LAP TIME : 2:05.746		DIFFERENCE : 0.146					
D1: Alex AU		D2: Alex YOONG							
LAP	SECTOR 1	SECTOR 2	SECTOR 3	SECTOR 4	SPEED TRAP	LAP TIME	KPH	DIFF	TIME OF DAY
1 - D1		37.663	51.809	1:11.373		3:27.219	96.29	1:21.473	15:21:12.457
2 - D1	28.275	43.396	49.899	37.763	225.9	2:39.333	125.23	33.586	15:23:51.790
3 - D1	35.410	37.319	53.398	57.007	117.9	3:03.135	108.96	57.389	15:26:54.925
4 - D1	38.770	42.086	52.484	52.855	138.8	3:06.195	107.17	1:00.449	15:30:01.121
5 - D1	38.023	38.988	50.385	46.919	120.8	2:54.316	114.47	48.570	15:32:55.437
6 - D1	25.859	30.882	39.918	35.205	237.3	2:11.865	151.32	6.119	15:35:07.302
7 - D1	25.612	30.382	39.146	34.433	237.8	2:09.573	154.00	3.827	15:37:16.876
8 - D1	25.635	29.909	38.076	34.138	238.9	2:07.759	156.19	2.013	15:39:24.635
9 - D1	25.611	30.957	38.356	34.383	239.4	2:09.307	154.32	3.561	15:41:33.943
10 - D1	25.286	30.425	38.689	IN PIT	239.4	2:12.455	P 150.65	6.709	15:43:46.399
11 - D2	OUTLAP	30.020	38.184	34.087		3:38.667	91.25	1:32.921	15:47:25.066
12 - D2	25.340	29.871	37.689	33.925	238.9	2:06.826	157.33	1.079	15:49:31.892
13 - D2	38.394	30.145	37.383	34.048	239.4	2:19.970	142.56	14.224	15:51:51.863
14 - D2	25.136	29.912	37.948	33.976	240.0	2:06.972	157.15	1.226	15:53:58.836
15 - D2	25.191	29.595	37.573	33.925	238.9	2:06.285	158.01	0.538	15:56:05.121
16 - D2	25.256	30.713	38.091	34.362	240.0	2:08.423	155.38	2.676	15:58:13.544
17 - D2	25.327	29.821	37.497	34.102	241.6	2:06.748	157.43	1.002	16:00:20.292
18 - D2	25.128	29.744	37.445	33.925	239.4	2:06.242	(3) 158.06	0.496	16:02:26.535
19 - D2	25.316	29.639	37.392	34.138	240.0	2:06.486	157.76	0.740	16:04:33.021
20 - D2	25.105	29.793	37.609	33.977	241.0	2:06.485	157.76	0.739	16:06:39.506
21 - D2	25.306	29.470	37.714	33.824	240.5	2:06.314	157.97	0.567	16:08:45.821
22 - D2	25.449	29.575	37.443	33.778	240.0	2:06.245	158.06	0.499	16:10:52.066
23 - D2	25.136	29.620	37.543	33.844	241.6	2:06.144	(2) 158.19	0.398	16:12:58.210
24 - D2	25.127	29.456	37.260	33.903	241.0	2:05.746	(1) 158.69		16:15:03.957
25 - D2	25.108	29.620	38.013	33.922	241.6	2:06.664	157.54	0.918	16:17:10.621
26 - D2	25.232	30.470	38.421	34.284	241.0	2:08.407	155.40	2.661	16:19:19.029

Weather / Track : Sunny / Dry

Sepang International Circuit
Circuit Length = 5.543 km
Start: 15:17 Flag 16:18 End: 16:24

Blancpain GT Series Asia 2017

RACE 1 - ROUND 1 - SECTOR ANALYSIS



SECTOR 1 = FL to I1, SECTOR 2 = I1 to I2 SECTOR 3 = I2 to I3, SECTOR 4 = I3 to FL, DIFF = Difference To Personal Best Lap, P = Crossed Finish Line in Pit Lane, D = Time Disallowed

P11		7 Pro/Am Team WRT			Audi R8 LMS GT3					
IDEAL LAP TIME : 2:04.981		BEST LAP TIME : 2:05.441			DIFFERENCE : 0.459					
D1: Jeffrey LEE		D2: Will STEVENS								
LAP	SECTOR 1	SECTOR 2	SECTOR 3	SECTOR 4	SPEED TRAP	LAP TIME	KPH	DIFF	TIME OF DAY	
1 - D1		37.187	51.853	1:09.958		3:27.185	96.31	1:21.744	15:21:12.423	
2 - D1	28.454	43.877	50.337	38.357	225.0	2:41.025	123.92	35.583	15:23:53.448	
3 - D1	34.875	36.881	53.475	57.324	124.7	3:02.555	109.30	57.114	15:26:56.004	
4 - D1	38.135	42.378	52.327	53.021	136.5	3:05.861	107.36	1:00.420	15:30:01.865	
5 - D1	37.682	38.990	50.394	46.863	109.0	2:53.930	114.72	48.488	15:32:55.795	
6 - D1	25.931	30.801	40.535	34.533	237.3	2:11.800	151.40	6.359	15:35:07.596	
7 - D1	25.691	30.809	38.549	34.671	238.9	2:09.720	153.82	4.279	15:37:17.317	
8 - D1	25.635	30.053	38.428	34.199	238.4	2:08.316	155.51	2.874	15:39:25.633	
9 - D1	25.491	30.554	38.564	34.569	239.4	2:09.179	154.47	3.738	15:41:34.812	
10 - D1	25.764	30.057	38.216	34.585	239.4	2:08.623	155.14	3.181	15:43:43.435	
11 - D1	25.581	30.149	51.074	34.741	236.8	2:21.545	140.97	16.104	15:46:04.981	
12 - D1	25.821	30.067	38.490	34.309	237.3	2:08.688	155.06	3.247	15:48:13.669	
13 - D1	25.686	30.025	38.467	34.214	237.8	2:08.393	155.41	2.951	15:50:22.062	
14 - D1	26.608	30.650	38.581	IN PIT	237.3	2:16.948	P 145.71	11.506	15:52:39.011	
15 - D2	OUTLAP	29.954	37.045	33.527		3:33.776	93.34	1:28.335	15:56:12.787	
16 - D2	25.255	29.496	38.025	33.808	238.9	2:06.584	157.63	1.143	15:58:19.372	
17 - D2	25.200	29.595	37.311	33.820	238.4	2:05.927	158.46	0.486	16:00:25.299	
18 - D2	25.187	29.448	37.189	33.636	238.4	2:05.461	(2) 159.05	0.019	16:02:30.760	
19 - D2	25.127	29.402	37.203	33.708	240.0	2:05.441	(1) 159.07		16:04:36.201	
20 - D2	25.217	29.380	37.289	33.706	240.0	2:05.592	(3) 158.88	0.150	16:06:41.794	
21 - D2	25.198	29.359	38.169	33.758	240.5	2:06.484	157.76	1.043	16:08:48.278	
22 - D2	25.691	29.453	37.120	33.846	240.5	2:06.110	158.23	0.669	16:10:54.389	
23 - D2	25.203	30.444	37.840	33.854	241.0	2:07.342	156.70	1.901	16:13:01.731	
24 - D2	25.265	29.444	37.281	33.735	240.0	2:05.725	158.71	0.284	16:15:07.457	
25 - D2	25.314	29.288	37.724	33.963	240.5	2:06.289	158.00	0.848	16:17:13.747	
26 - D2	25.242	29.494	37.345	33.912	241.6	2:05.994	158.37	0.553	16:19:19.741	

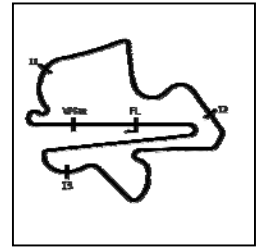
P12		38 Pro/Am Spirit of Race SA			Ferrari 488 GT3					
IDEAL LAP TIME : 2:05.752		BEST LAP TIME : 2:06.034			DIFFERENCE : 0.282					
D1: Nasrat MUZAYYIN		D2: Rui AGUAS								
LAP	SECTOR 1	SECTOR 2	SECTOR 3	SECTOR 4	SPEED TRAP	LAP TIME	KPH	DIFF	TIME OF DAY	
1 - D1		37.082	51.880	1:09.538		3:27.538	96.14	1:21.503	15:21:12.775	
2 - D1	28.740	43.761	51.857	38.807	222.6	2:43.165	122.29	37.131	15:23:55.941	
3 - D1	35.066	36.253	53.963	58.181	127.0	3:03.463	108.76	57.429	15:26:59.405	
4 - D1	37.515	41.993	52.328	53.275	145.7	3:05.112	107.79	59.077	15:30:04.517	
5 - D1	38.370	38.525	49.416	46.681	102.6	2:52.992	115.35	46.957	15:32:57.510	
6 - D1	26.571	31.135	39.255	35.214	238.4	2:12.175	150.97	6.140	15:35:09.685	
7 - D1	26.034	31.207	41.998	35.369	240.5	2:14.609	148.24	8.575	15:37:24.294	
8 - D1	26.308	31.246	39.524	34.794	240.0	2:11.872	151.31	5.837	15:39:36.167	
9 - D1	25.901	31.096	39.447	35.709	240.0	2:12.154	150.99	6.119	15:41:48.321	
10 - D1	26.195	30.853	39.913	IN PIT	238.9	2:17.627	P 144.99	11.592	15:44:05.949	
11 - D2	OUTLAP	30.941	37.902	34.083		3:41.184	90.21	1:35.149	15:47:47.133	
12 - D2	25.264	30.002	37.733	33.932	240.5	2:06.932	157.20	0.897	15:49:54.065	
13 - D2	25.391	29.995	37.482	33.806	240.5	2:06.674	157.52	0.640	15:52:00.740	
14 - D2	25.045	29.930	37.756	33.918	240.0	2:06.650	157.55	0.615	15:54:07.390	
15 - D2	25.836	29.903	37.363	33.797	242.1	2:06.900	157.24	0.865	15:56:14.290	
16 - D2	25.098	29.999	37.678	34.326	241.6	2:07.101	156.99	1.066	15:58:21.392	
17 - D2	25.229	30.062	37.532	33.699	241.6	2:06.522	157.71	0.487	16:00:27.914	
18 - D2	25.134	29.734	37.554	33.895	241.6	2:06.318	(2) 157.97	0.283	16:02:34.232	
19 - D2	25.094	29.882	37.491	33.954	242.1	2:06.421	(3) 157.84	0.387	16:04:40.654	
20 - D2	25.458	30.004	37.718	33.917	241.6	2:07.098	157.00	1.063	16:06:47.752	
21 - D2	25.394	29.914	37.761	33.980	240.5	2:07.050	157.06	1.015	16:08:54.802	
22 - D2	25.264	30.496	38.271	34.204	242.1	2:08.235	155.61	2.201	16:11:03.038	
23 - D2	25.314	29.980	37.724	33.908	241.6	2:06.927	157.21	0.892	16:13:09.965	
24 - D2	25.154	29.675	37.766	33.908	241.6	2:06.503	157.74	0.469	16:15:16.469	
25 - D2	25.137	29.743	37.485	33.668	241.6	2:06.034	(1) 158.32		16:17:22.503	
26 - D2	25.284	30.887	38.381	34.426	242.1	2:08.978	154.71	2.944	16:19:31.482	

Weather / Track : Sunny / Dry

Sepang International Circuit
Circuit Length = 5.543 km
Start: 15:17 Flag 16:18 End: 16:24

Blancpain GT Series Asia 2017

RACE 1 - ROUND 1 - SECTOR ANALYSIS



SECTOR 1 = FL to I1, SECTOR 2 = I1 to I2 SECTOR 3 = I2 to I3, SECTOR 4 = I3 to FL, DIFF = Difference To Personal Best Lap, P = Crossed Finish Line in Pit Lane, D = Time Disallowed

P13 1 Silver FFF Racing Team By ACM		Lamborghini Huracan GT3							
IDEAL LAP TIME : 2:06.614		BEST LAP TIME : 2:07.053		DIFFERENCE : 0.438					
D1: Aidan READ		D2: Alberto DI FOLCO							
LAP	SECTOR 1	SECTOR 2	SECTOR 3	SECTOR 4	SPEED TRAP	LAP TIME	KPH	DIFF	TIME OF DAY
1 - D1		38.302	51.372	1:12.508		3:26.774	96.50	1:19.720	15:21:12.011
2 - D1	27.995	40.009	47.370	42.977	221.7	2:38.352	126.01	31.299	15:23:50.363
3 - D1	35.979	37.024	52.639	56.817	101.5	3:02.459	109.36	55.406	15:26:52.823
4 - D1	38.967	42.411	52.673	52.644	136.1	3:06.696	106.88	59.643	15:29:59.519
5 - D1	37.816	39.625	50.107	47.372	96.0	2:54.921	114.07	47.868	15:32:54.440
6 - D1	25.754	30.360	38.577	34.466	238.9	2:09.158	154.49	2.105	15:35:03.598
7 - D1	26.081	30.108	38.635	34.428	240.5	2:09.252	154.38	2.199	15:37:12.851
8 - D1	25.541	30.070	37.677	34.141	240.0	2:07.430	156.59	0.376	15:39:20.281
9 - D1	25.530	29.994	37.856	34.358	240.5	2:07.739	156.21	0.686	15:41:28.020
10 - D1	25.565	30.021	39.061	34.313	238.4	2:08.960	154.73	1.907	15:43:36.981
11 - D1	25.592	30.058	38.053	IN PIT	241.6	2:11.939	P 151.24	4.886	15:45:48.921
12 - D2	OUTLAP	30.177	37.956	34.405		3:43.169	89.41	1:36.116	15:49:32.090
13 - D2	26.024	30.009	38.173	34.142	241.6	2:08.349	155.47	1.296	15:51:40.439
14 - D2	25.410	30.135	37.770	34.182	240.5	2:07.497	156.51	0.444	15:53:47.937
15 - D2	25.406	29.974	38.243	34.101	242.6	2:07.725	156.23	0.672	15:55:55.662
16 - D2	25.273	29.893	37.838	34.182	241.6	2:07.187	(3) 156.89	0.134	15:58:02.849
17 - D2	25.454	30.025	37.739	34.158	243.7	2:07.376	156.65	0.323	16:00:10.226
18 - D2	25.084	30.023	37.802	34.143	242.6	2:07.053	(1) 157.05		16:02:17.279
19 - D2	25.296	29.863	37.943	34.068	243.7	2:07.170	(2) 156.91	0.117	16:04:24.450
20 - D2	25.308	30.172	38.187	34.005	241.6	2:07.672	156.29	0.619	16:06:32.123
21 - D2	25.330	29.848	59.685	34.783	243.7	2:29.647	133.34	22.594	16:09:01.770
22 - D2	25.498	30.132	38.550	34.435	240.5	2:08.615	155.15	1.562	16:11:10.386
23 - D2	25.993	30.326	38.570	34.343	241.6	2:09.232	154.41	2.179	16:13:19.618
24 - D2	25.665	30.409	38.802	34.405	241.6	2:09.281	154.35	2.228	16:15:28.900
25 - D2	25.869	30.471	38.576	34.385	240.5	2:09.302	154.32	2.249	16:17:38.202
26 - D2	25.313	30.444	38.448	34.275	241.0	2:08.481	155.31	1.428	16:19:46.683

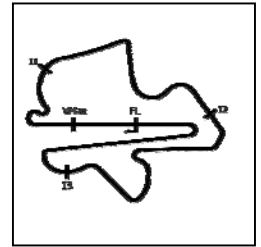
P14 37 Pro/Am BBT		Ferrari 488 GT3							
IDEAL LAP TIME : 2:05.668		BEST LAP TIME : 2:05.943		DIFFERENCE : 0.275					
D1: Anthony LIU		D2: Davide RIZZO							
LAP	SECTOR 1	SECTOR 2	SECTOR 3	SECTOR 4	SPEED TRAP	LAP TIME	KPH	DIFF	TIME OF DAY
1 - D1		41.894	53.899	1:17.695		3:25.549	97.08	1:19.606	15:21:10.787
2 - D1	26.972	37.165	46.330	38.798	219.5	2:29.265	133.68	23.322	15:23:40.052
3 - D1	31.155	44.912	54.968	53.445	165.8	3:04.480	108.16	58.537	15:26:44.533
4 - D1	41.557	41.240	52.582	52.039	104.4	3:07.419	106.47	1:01.475	15:29:51.952
5 - D1	38.714	39.453	51.959	47.820	135.8	2:57.946	112.13	52.003	15:32:49.899
6 - D1	25.764	30.599	37.692	34.106	238.4	2:08.162	155.69	2.218	15:34:58.061
7 - D1	25.779	29.768	37.579	33.891	234.2	2:07.018	157.10	1.075	15:37:05.079
8 - D1	25.378	29.784	37.602	33.926	238.9	2:06.690	157.50	0.746	15:39:11.770
9 - D1	25.420	31.711	41.190	IN PIT	240.0	2:14.947	P 147.87	9.003	15:41:26.717
10 - D1	OUTLAP	29.731	37.625	33.893		3:04.123	108.37	58.180	15:44:30.840
11 - D1	25.306	29.625	37.523	34.041	239.4	2:06.495	157.75	0.551	15:46:37.336
12 - D1	25.324	29.946	38.251	33.862	238.9	2:07.383	156.65	1.439	15:48:44.719
13 - D1	25.156	29.747	37.690	IN PIT	238.4	2:08.545	P 155.23	2.601	15:50:53.264
14 - D2	OUTLAP	29.687	37.483	33.830		3:35.651	92.53	1:29.707	15:54:28.915
15 - D2	25.090	29.665	37.442	33.798	238.4	2:05.995	(2) 158.37	0.052	15:56:34.911
16 - D2	25.135	30.392	37.874	33.818	241.0	2:07.220	156.85	1.277	15:58:42.131
17 - D2	25.024	29.706	37.555	33.658	240.0	2:05.943	(1) 158.44		16:00:48.075
18 - D2	25.347	30.227	37.970	33.889	241.0	2:07.434	156.58	1.490	16:02:55.509
19 - D2	25.272	29.799	37.645	33.593	241.0	2:06.310	157.98	0.366	16:05:01.819
20 - D2	25.152	29.913	37.551	33.816	240.5	2:06.433	157.82	0.489	16:07:08.252
21 - D2	25.249	29.808	37.892	33.951	240.0	2:06.900	157.24	0.957	16:09:15.153
22 - D2	25.317	29.739	37.519	33.963	240.0	2:06.539	157.69	0.595	16:11:21.692
23 - D2	25.081	29.658	38.215	33.837	238.9	2:06.792	157.38	0.848	16:13:28.484
24 - D2	25.008	29.686	37.578	33.920	239.4	2:06.193	(3) 158.12	0.249	16:15:34.677
25 - D2	25.189	29.702	37.629	33.723	238.4	2:06.243	158.06	0.299	16:17:40.921
26 - D2	25.148	29.725	37.729	33.882	239.4	2:06.484	157.76	0.541	16:19:47.406

Weather / Track : Sunny / Dry

Sepang International Circuit
Circuit Length = 5.543 km
Start: 15:17 Flag 16:18 End: 16:24

Blancpain GT Series Asia 2017

RACE 1 - ROUND 1 - SECTOR ANALYSIS



SECTOR 1 = FL to I1, SECTOR 2 = I1 to I2 SECTOR 3 = I2 to I3, SECTOR 4 = I3 to FL, DIFF = Difference To Personal Best Lap, P = Crossed Finish Line in Pit Lane, D = Time Disallowed

P15 98 Pro/Am Arrows Racing		Porsche 911 GT3R							
IDEAL LAP TIME : 2:06.738		BEST LAP TIME : 2:07.088		DIFFERENCE : 0.349					
D1: Philip MA		D2: Fairuz FAUZY							
LAP	SECTOR 1	SECTOR 2	SECTOR 3	SECTOR 4	SPEED TRAP	LAP TIME	KPH	DIFF	TIME OF DAY
1 - D1		35.734	52.128	1:07.096		3:28.893	95.52	1:21.805	15:21:14.131
2 - D1	28.612	44.886	51.191	39.237	208.8	2:43.926	121.73	36.838	15:23:58.057
3 - D1	35.818	35.452	54.005	58.240	150.8	3:03.515	108.73	56.427	15:27:01.573
4 - D1	38.104	41.393	52.397	53.271	151.8	3:05.165	107.76	58.077	15:30:06.739
5 - D1	39.380	37.134	49.151	46.836	85.7	2:52.502	115.67	45.413	15:32:59.241
6 - D1	26.619	31.197	39.231	35.599	239.4	2:12.647	150.43	5.558	15:35:11.888
7 - D1	26.023	30.624	39.918	34.818	240.0	2:11.383	151.88	4.294	15:37:23.272
8 - D1	26.054	31.144	39.085	34.949	239.4	2:11.233	152.05	4.144	15:39:34.505
9 - D1	26.072	31.127	39.473	34.768	238.9	2:11.440	151.81	4.352	15:41:45.946
10 - D1	26.129	31.351	40.847	IN PIT	237.8	2:19.026	143.53	11.938	15:44:04.973
11 - D2	OUTLAP	30.785	38.892	34.588		3:49.582	86.91	1:42.493	15:47:54.555
12 - D2	25.923	30.508	38.215	34.371	239.4	2:09.018	154.66	1.930	15:50:03.573
13 - D2	25.517	30.214	38.093	34.133	240.5	2:07.957	155.94	0.869	15:52:11.531
14 - D2	25.472	29.964	38.121	34.162	240.0	2:07.719	156.23	0.630	15:54:19.251
15 - D2	25.657	30.152	39.152	34.202	240.5	2:09.164	154.49	2.075	15:56:28.415
16 - D2	25.542	30.273	38.136	34.184	240.5	2:08.136	155.73	1.047	15:58:36.551
17 - D2	25.678	30.176	38.051	34.382	240.0	2:08.287	155.54	1.198	16:00:44.839
18 - D2	25.625	30.102	38.170	34.225	240.5	2:08.122	155.74	1.034	16:02:52.961
19 - D2	25.448	29.940	37.849	34.112	240.0	2:07.349	156.69	0.260	16:05:00.311
20 - D2	25.569	29.950	37.700	33.896	240.0	2:07.115 (2)	156.98	0.027	16:07:07.427
21 - D2	25.379	29.976	38.122	34.574	240.0	2:08.051	155.83	0.962	16:09:15.478
22 - D2	25.517	29.903	37.879	34.202	240.5	2:07.501	156.50	0.412	16:11:22.979
23 - D2	25.458	30.031	38.217	34.699	241.6	2:08.406	155.40	1.317	16:13:31.385
24 - D2	25.425	29.954	37.843	33.866	240.5	2:07.088 (1)	157.01		16:15:38.474
25 - D2	25.336	30.113	37.855	34.039	241.6	2:07.344	156.69	0.255	16:17:45.818
26 - D2	25.328	29.844	37.800	34.188	241.0	2:07.160 (3)	156.92	0.072	16:19:52.979

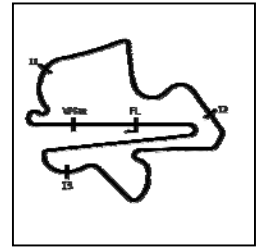
P16 2 Pro/Am FFF Racing Team By ACM		Lamborghini Huracan GT3							
IDEAL LAP TIME : 2:06.521		BEST LAP TIME : 2:06.815		DIFFERENCE : 0.294					
D1: Junhan ZHU		D2: Ho-Pin TUNG							
LAP	SECTOR 1	SECTOR 2	SECTOR 3	SECTOR 4	SPEED TRAP	LAP TIME	KPH	DIFF	TIME OF DAY
1 - D1		35.680	51.820	1:07.091		3:28.227	95.83	1:21.411	15:21:13.464
2 - D1	29.640	45.466	52.254	39.292	212.5	2:46.653	119.73	39.837	15:24:00.117
3 - D1	34.796	35.604	53.753	59.042	156.0	3:03.195	108.92	56.379	15:27:03.313
4 - D1	37.797	41.077	52.144	52.971	164.3	3:03.990	108.45	57.175	15:30:07.303
5 - D1	40.616	36.418	48.984	46.106	107.2	2:52.125	115.93	45.309	15:32:59.428
6 - D1	26.748	31.942	39.775	35.118	235.2	2:13.583	149.38	6.767	15:35:13.012
7 - D1	26.161	31.740	39.938	36.436	237.3	2:14.275	148.61	7.460	15:37:27.288
8 - D1	26.031	31.718	40.159	35.289	237.3	2:13.198	149.81	6.382	15:39:40.486
9 - D1	26.013	31.578	39.903	36.299	237.3	2:13.794	149.14	6.978	15:41:54.280
10 - D1	26.095	31.842	40.303	IN PIT	235.8	2:18.325	144.26	11.509	15:44:12.606
11 - D2	OUTLAP	30.576	37.899	34.444		3:48.897	87.17	1:42.081	15:48:01.503
12 - D2	25.647	30.243	37.560	34.095	238.4	2:07.546	156.45	0.730	15:50:09.049
13 - D2	25.585	29.889	37.378	34.172	238.4	2:07.025	157.09	0.209	15:52:16.074
14 - D2	25.448	29.926	37.492	34.119	238.9	2:06.986 (3)	157.14	0.170	15:54:23.060
15 - D2	25.375	30.007	38.447	34.184	241.0	2:08.014	155.87	1.198	15:56:31.074
16 - D2	25.612	30.083	37.741	34.237	240.5	2:07.673	156.29	0.858	15:58:38.748
17 - D2	25.680	30.187	38.009	34.190	240.0	2:08.066	155.81	1.251	16:00:46.815
18 - D2	26.075	30.458	37.774	34.227	241.0	2:08.534	155.24	1.719	16:02:55.350
19 - D2	26.154	30.076	37.752	34.061	241.0	2:08.043	155.84	1.228	16:05:03.393
20 - D2	25.563	29.905	37.777	34.241	241.0	2:07.486	156.52	0.671	16:07:10.880
21 - D2	25.509	29.931	37.919	34.147	238.4	2:07.506	156.50	0.690	16:09:18.387
22 - D2	25.417	29.941	37.489	34.142	239.4	2:06.989	157.13	0.174	16:11:25.376
23 - D2	25.400	29.814	37.505	34.096	240.0	2:06.815 (1)	157.35		16:13:32.192
24 - D2	25.472	30.017	37.613	34.078	240.0	2:07.181	156.90	0.366	16:15:39.373
25 - D2	25.439	29.963	37.628	33.963	239.4	2:06.994	157.13	0.178	16:17:46.367
26 - D2	25.365	29.927	37.590	34.078	241.0	2:06.960 (2)	157.17	0.145	16:19:53.328

Weather / Track : Sunny / Dry

Sepang International Circuit
Circuit Length = 5.543 km
Start: 15:17 Flag 16:18 End: 16:24

Blancpain GT Series Asia 2017

RACE 1 - ROUND 1 - SECTOR ANALYSIS



SECTOR 1 = FL to I1, SECTOR 2 = I1 to I2 SECTOR 3 = I2 to I3, SECTOR 4 = I3 to FL, DIFF = Difference To Personal Best Lap, P = Crossed Finish Line in Pit Lane, D = Time Disallowed

P17 99 Silver Craft Bamboo Racing		Porsche 911 GT3R							
IDEAL LAP TIME : 2:06.384		BEST LAP TIME : 2:06.789		DIFFERENCE : 0.405					
D1: Darryl O'YOUNG		D2: Peter LI							
LAP	SECTOR 1	SECTOR 2	SECTOR 3	SECTOR 4	SPEED TRAP	LAP TIME	KPH	DIFF	TIME OF DAY
1 - D1		40.608	53.266	1:16.742		3:25.746	96.98	1:18.957	15:21:10.984
2 - D1	27.045	37.625	47.155	38.893	216.4	2:30.718	132.39	23.928	15:23:41.702
3 - D1	32.904	42.690	54.295	53.644	162.4	3:03.534	108.72	56.744	15:26:45.236
4 - D1	41.777	41.310	52.251	52.382	114.1	3:07.721	106.30	1:00.931	15:29:52.957
5 - D1	38.781	39.582	51.325	47.619	115.2	2:57.307	112.54	50.517	15:32:50.265
6 - D1	25.586	29.851	37.521	33.831	241.0	2:06.789 (1)	157.38		15:34:57.055
7 - D1	25.293	29.806	37.936	34.052	239.4	2:07.087 (3)	157.01	0.297	15:37:04.142
8 - D1	25.322	29.803	37.829	34.046	238.9	2:07.001 (2)	157.12	0.211	15:39:11.143
9 - D1	25.523	30.885	37.901	34.103	238.9	2:08.412	155.39	1.623	15:41:19.556
10 - D1	25.385	29.779	37.851	34.092	238.4	2:07.107	156.99	0.318	15:43:26.664
11 - D1	25.328	29.867	37.866	34.166	239.4	2:07.227	156.84	0.437	15:45:33.891
12 - D1	26.008	30.228	38.011	34.235	239.4	2:08.483	155.31	1.693	15:47:42.374
13 - D1	26.399	30.166	38.911	IN PIT	239.4	2:11.800 P	151.40	5.010	15:49:54.175
14 - D2	OUTLAP	30.261	39.395	34.330		3:41.724	89.99	1:34.935	15:53:35.899
15 - D2	25.793	30.311	38.728	35.506	240.0	2:10.339	153.09	3.549	15:55:46.238
16 - D2	26.014	30.227	38.319	34.593	239.4	2:09.153	154.50	2.363	15:57:55.392
17 - D2	25.494	30.134	37.828	34.181	241.0	2:07.638	156.33	0.848	16:00:03.030
18 - D2	25.645	29.827	37.945	34.218	240.5	2:07.635	156.34	0.846	16:02:10.666
19 - D2	25.642	29.739	37.749	34.290	240.5	2:07.421	156.60	0.631	16:04:18.087
20 - D2	25.713	30.556	38.506	34.262	240.5	2:09.038	154.64	2.248	16:06:27.125
21 - D2	25.782	29.950	38.558	34.413	241.6	2:08.703	155.04	1.914	16:08:35.829
22 - D2	25.690	29.873	38.215	35.218	242.1	2:08.996	154.69	2.207	16:10:44.826
23 - D2	26.785	30.410	39.958	IN PIT	241.6	2:15.872 P	146.86	9.083	16:13:00.699
24 - D2	OUTLAP	33.862	39.402	34.696		2:54.203	114.54	47.414	16:15:54.902
25 - D2	26.027	29.941	38.215	34.425	240.0	2:08.609	155.15	1.819	16:18:03.511
26 - D2	25.590	30.446	39.532	34.757	241.0	2:10.325	153.11	3.536	16:20:13.837

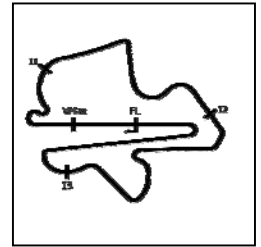
P18 19 Am/Am KCMG		Audi R8 LMS GT3							
IDEAL LAP TIME : 2:07.736		BEST LAP TIME : 2:07.741		DIFFERENCE : 0.005					
D1: Naoto TAKEDA		D2: Takuya SHIRASAKA							
LAP	SECTOR 1	SECTOR 2	SECTOR 3	SECTOR 4	SPEED TRAP	LAP TIME	KPH	DIFF	TIME OF DAY
1 - D1		36.447	51.838	1:08.586		3:27.712	96.06	1:19.971	15:21:12.950
2 - D1	28.974	45.072	51.456	39.266	218.6	2:44.768	121.10	37.026	15:23:57.718
3 - D1	35.442	35.651	54.042	58.147	152.1	3:03.282	108.87	55.540	15:27:01.001
4 - D1	38.214	41.291	52.351	53.322	158.1	3:05.178	107.76	57.436	15:30:06.179
5 - D1	39.518	36.955	49.271	46.975	83.1	2:52.719	115.53	44.977	15:32:58.898
6 - D1	26.533	31.227	38.949	34.686	236.3	2:11.395	151.86	3.653	15:35:10.294
7 - D1	26.062	30.908	40.217	35.064	237.3	2:12.252	150.88	4.510	15:37:22.546
8 - D1	26.500	31.003	39.032	35.033	235.2	2:11.568	151.66	3.826	15:39:34.115
9 - D1	26.290	30.629	38.940	35.460	235.2	2:11.320	151.95	3.578	15:41:45.435
10 - D1	26.194	31.377	40.898	IN PIT	237.3	2:18.340 P	144.24	10.599	15:44:03.776
11 - D2	OUTLAP	32.533	38.368	34.923		3:46.138	88.24	1:38.396	15:47:49.914
12 - D2	25.882	30.357	38.265	34.661	234.7	2:09.165	154.49	1.423	15:49:59.079
13 - D2	25.685	30.129	39.055	34.746	236.3	2:09.615	153.95	1.874	15:52:08.695
14 - D2	25.714	30.210	38.166	34.691	236.3	2:08.782	154.94	1.040	15:54:17.477
15 - D2	25.815	30.628	38.712	34.877	236.8	2:10.032	153.46	2.290	15:56:27.510
16 - D2	25.874	30.444	38.161	35.075	236.3	2:09.555	154.02	1.813	15:58:37.065
17 - D2	25.659	30.356	38.153	34.222	236.8	2:08.390 (3)	155.42	0.649	16:00:45.456
18 - D2	25.710	30.337	37.824	34.394	237.8	2:08.265 (2)	155.57	0.523	16:02:53.722
19 - D2	25.636	30.099	37.779	34.227	237.8	2:07.741 (1)	156.21		16:05:01.463
20 - D2	26.441	30.236	38.267	35.041	236.3	2:09.985	153.51	2.243	16:07:11.449
21 - D2	25.765	30.318	38.259	34.361	237.3	2:08.704	155.04	0.962	16:09:20.153
22 - D2	25.819	30.799	38.161	34.594	237.8	2:09.374	154.24	1.632	16:11:29.527
23 - D2	25.674	30.382	39.482	34.416	237.3	2:09.954	153.55	2.213	16:13:39.482
24 - D2	27.095	32.461	39.155	34.707	237.3	2:13.419	149.56	5.677	16:15:52.901
25 - D2	25.748	30.422	38.653	34.836	237.3	2:09.659	153.90	1.917	16:18:02.561
26 - D2	25.832	30.996	39.469	35.147	237.3	2:11.445	151.81	3.703	16:20:14.006

Weather / Track : Sunny / Dry

Sepang International Circuit
Circuit Length = 5.543 km
Start: 15:17 Flag 16:18 End: 16:24

Blancpain GT Series Asia 2017

RACE 1 - ROUND 1 - SECTOR ANALYSIS



SECTOR 1 = FL to I1, SECTOR 2 = I1 to I2, SECTOR 3 = I2 to I3, SECTOR 4 = I3 to FL, DIFF = Difference To Personal Best Lap, P = Crossed Finish Line in Pit Lane, D = Time Disallowed

P19 75 Am/Am T2 Motorsport		Ferrari 488 GT3							
IDEAL LAP TIME : 2:09.136		BEST LAP TIME : 2:09.534		DIFFERENCE : 0.397					
D1: Gregory TEO		D2: David TJIPTOBIANTORO							
LAP	SECTOR 1	SECTOR 2	SECTOR 3	SECTOR 4	SPEED TRAP	LAP TIME	KPH	DIFF	TIME OF DAY
1 - D1		35.787	51.731	1:07.406		3:27.691	96.07	1:18.156	15:21:12.928
2 - D1	28.219	44.048	51.555	38.662	220.8	2:42.484	122.81	32.950	15:23:55.413
3 - D1	34.924	36.042	54.038	57.656	125.8	3:02.660	109.24	53.126	15:26:58.074
4 - D1	38.102	41.743	52.451	53.015	144.0	3:05.311	107.68	55.777	15:30:03.386
5 - D1	38.462	38.573	49.511	46.782	103.9	2:53.328	115.12	43.793	15:32:56.714
6 - D1	25.700	30.890	40.389	34.818	242.6	2:11.798	151.40	2.263	15:35:08.512
7 - D1	26.006	30.918	39.475	35.397	240.0	2:11.796	151.40	2.261	15:37:20.309
8 - D1	25.923	30.852	39.591	35.087	240.5	2:11.453	151.80	1.919	15:39:31.762
9 - D1	25.955	31.183	39.703	35.380	244.8	2:12.221	150.91	2.686	15:41:43.984
10 - D1	25.704	30.890	39.442	35.309	240.0	2:11.345	151.92	1.810	15:43:55.329
11 - D1	25.874	31.100	40.410	IN PIT	240.5	2:20.779	P 141.74	11.245	15:46:16.109
12 - D2	OUTLAP	30.595	40.251	34.901		3:41.316	90.16	1:31.781	15:49:57.425
13 - D2	25.799	30.697	41.328	34.811	240.5	2:12.636	150.44	3.101	15:52:10.061
14 - D2	25.717	30.578	39.922	34.765	237.3	2:10.983	152.34	1.448	15:54:21.044
15 - D2	25.611	30.551	40.524	35.461	243.2	2:12.147	151.00	2.613	15:56:33.192
16 - D2	25.704	32.204	39.100	34.657	240.5	2:11.666	151.55	2.131	15:58:44.858
17 - D2	25.552	30.809	39.010	34.512	241.6	2:09.883	(2) 153.63	0.348	16:00:54.742
18 - D2	25.509	30.502	39.740	34.757	242.6	2:10.508	152.90	0.974	16:03:05.250
19 - D2	25.682	30.402	38.823	34.627	244.3	2:09.534	(1) 154.05		16:05:14.785
20 - D2	25.623	30.640	39.421	34.497		2:10.182	(3) 153.28	0.647	16:07:24.967
21 - D2	25.720	30.667	39.473	34.402	241.0	2:10.263	153.18	0.728	16:09:35.230
22 - D2	25.680	30.616	42.608	35.069	238.9	2:13.973	148.94	4.439	16:11:49.204
23 - D2	25.864	31.181	39.751	35.180	243.2	2:11.977	151.19	2.442	16:14:01.181
24 - D2	25.997	31.039	39.740	34.810	242.1	2:11.587	151.64	2.053	16:16:12.768
25 - D2	25.889	30.920	40.004	34.820	241.6	2:11.633	151.59	2.098	16:18:24.402
26 - D2	26.090	31.382	39.774	35.247	240.5	2:12.494	150.60	2.960	16:20:36.896

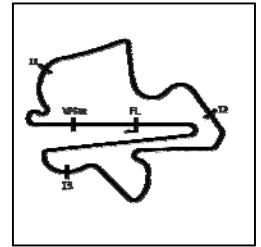
P20 69 Am/Am CMRT Eurasia		Aston Martin Vantage GT3							
IDEAL LAP TIME : 2:09.354		BEST LAP TIME : 2:09.678		DIFFERENCE : 0.324					
D1: James CAI		D2: Kenneth LIM							
LAP	SECTOR 1	SECTOR 2	SECTOR 3	SECTOR 4	SPEED TRAP	LAP TIME	KPH	DIFF	TIME OF DAY
1 - D1	OUTLAP	33.915	41.994	37.137		6:41.371	49.71	4:31.693	15:24:26.609
2 - D1	30.636	31.987	41.638	59.596	164.8	2:43.858	121.78	34.180	15:27:10.467
3 - D1	40.757	37.853	49.760	55.223	123.5	3:03.594	108.68	53.916	15:30:14.061
4 - D1	43.651	35.812	46.433	44.676	92.6	2:50.573	116.98	40.895	15:33:04.634
5 - D1	26.722	33.863	40.177	35.328	234.7	2:16.090	146.62	6.412	15:35:20.725
6 - D1	26.358	31.181	38.912	35.384	234.7	2:11.836	151.36	2.158	15:37:32.561
7 - D1	26.005	31.188	39.078	35.018	235.2	2:11.290	151.99	1.611	15:39:43.851
8 - D1	26.285	30.977	38.992	35.011	237.8	2:11.266	152.01	1.588	15:41:55.117
9 - D1	26.114	31.266	40.389	35.692	237.8	2:13.461	149.51	3.783	15:44:08.579
10 - D1	36.115	31.146	39.194	35.036	236.3	2:21.492	141.03	11.814	15:46:30.071
11 - D1	26.488	30.963	39.001	IN PIT	235.8	2:16.459	P 146.23	6.781	15:48:46.531
12 - D2	OUTLAP	31.122	38.452	34.603		3:46.521	88.09	1:36.843	15:52:33.052
13 - D2	25.901	30.604	38.501	34.841	236.8	2:09.848	(3) 153.67	0.170	15:54:42.900
14 - D2	25.869	30.709	38.542	34.557	236.8	2:09.678	(1) 153.87		15:56:52.578
15 - D2	25.932	30.507	38.541	34.786	237.8	2:09.766	(2) 153.77	0.088	15:59:02.345
16 - D2	26.214	31.124	38.532	52.564	237.8	2:28.434	134.43	18.756	16:01:30.780
17 - D2	26.223	32.191	39.274	34.906	235.8	2:12.594	150.49	2.916	16:03:43.374
18 - D2	26.255	30.722	38.942	35.011	237.3	2:10.930	152.40	1.252	16:05:54.305
19 - D2	26.638	30.646	38.630	34.827	236.8	2:10.741	152.62	1.063	16:08:05.047
20 - D2	26.064	30.479	38.632	34.995	238.4	2:10.170	153.29	0.492	16:10:15.217
21 - D2	26.252	30.674	39.054	34.983	237.8	2:10.963	152.36	1.285	16:12:26.181
22 - D2	26.205	30.475	38.827	34.960	237.8	2:10.467	152.94	0.789	16:14:36.649
23 - D2	26.180	31.411	39.097	34.947	238.4	2:11.636	151.59	1.958	16:16:48.285
24 - D2	26.290	30.838	39.205	35.059	240.0	2:11.392	151.87	1.714	16:18:59.678

Weather / Track : Sunny / Dry

Sepang International Circuit
Circuit Length = 5.543 km
Start: 15:17 Flag 16:18 End: 16:24

Blancpain GT Series Asia 2017

RACE 1 - ROUND 1 - SECTOR ANALYSIS



SECTOR 1 = FL to I1, SECTOR 2 = I1 to I2 SECTOR 3 = I2 to I3, SECTOR 4 = I3 to FL, DIFF = Difference To Personal Best Lap, P = Crossed Finish Line in Pit Lane, D = Time Disallowed

P21 117 INV		EKS Motorsport		Porsche Cayman GT4 Clubsport MR					
IDEAL LAP TIME : 2:20.304		BEST LAP TIME : 2:20.794		DIFFERENCE : 0.490					
D1: Nazim AZMAN		D2: Swen HERBERGER							
LAP	SECTOR 1	SECTOR 2	SECTOR 3	SECTOR 4	SPEED TRAP	LAP TIME	KPH	DIFF	TIME OF DAY
1 - D1		36.192	50.831	1:06.256	179.1	3:29.806	95.11	1:09.011	15:21:15.043
2 - D1	29.103	45.948	52.799	40.280	210.9	2:48.131	118.68	27.336	15:24:03.174
3 - D1	35.302	34.723	52.766	59.523	121.7	3:02.314	109.45	41.519	15:27:05.489
4 - D1	39.471	38.961	51.707	54.134	138.1	3:04.273	108.28	43.479	15:30:09.762
5 - D1	42.186	35.408	48.282	46.543	90.5	2:52.420	115.73	31.625	15:33:02.182
6 - D1	27.613	33.475	42.537	37.707	219.5	2:21.332	141.19	0.537	15:35:23.515
7 - D1	27.625	33.544	41.905	37.720	219.5	2:20.794 (1)	141.72		15:37:44.309
8 - D1	27.901	33.557	41.831	37.679	218.1	2:20.969	141.55	0.174	15:40:05.278
9 - D1	27.841	33.431	41.800	37.857	218.1	2:20.929 (3)	141.59	0.134	15:42:26.208
10 - D1	28.062	33.545	41.791	37.696	218.1	2:21.095	141.42	0.301	15:44:47.303
11 - D1	28.041	33.582	42.158	37.938	218.6	2:21.719	140.80	0.925	15:47:09.023
12 - D1	28.127	33.649	42.456	IN PIT	218.1	2:24.940 P	137.67	4.145	15:49:33.964
13 - D2	OUTLAP	33.946	42.463	38.245		4:03.042	82.10	1:42.248	15:53:37.006
14 - D2	27.889	33.821	42.884	37.995	215.5	2:22.590	139.94	1.795	15:55:59.596
15 - D2	27.851	33.664	42.431	37.807	216.4	2:21.754	140.77	0.959	15:58:21.350
16 - D2	27.565	33.699	42.135	37.869	217.3	2:21.268	141.25	0.474	16:00:42.619
17 - D2	27.689	34.210	41.920	37.834	216.0	2:21.654	140.86	0.859	16:03:04.273
18 - D2	28.145	33.487	41.791	37.760	216.4	2:21.184	141.33	0.389	16:05:25.457
19 - D2	27.949	33.769	42.040	37.919	216.8	2:21.678	140.84	0.883	16:07:47.135
20 - D2	27.487	33.553	42.097	37.778	216.0	2:20.916 (2)	141.60	0.121	16:10:08.051
21 - D2	28.048	33.581	42.638	37.738	216.8	2:22.005	140.52	1.211	16:12:30.057
22 - D2	27.657	33.566	42.109	37.604	218.1	2:20.936	141.58	0.141	16:14:50.994
23 - D2	27.778	33.477	42.352	38.449	218.6	2:22.057	140.46	1.262	16:17:13.051
24 - D2	27.982	33.422	42.161	38.072	215.1	2:21.638	140.88	0.843	16:19:34.689

P22 77 GT4		Craft Bamboo Racing		Porsche Cayman GT4 Clubsport MR					
IDEAL LAP TIME : 2:20.434		BEST LAP TIME : 2:20.841		DIFFERENCE : 0.407					
D1: Jean-Marc MERLIN		D2: Frank YU							
LAP	SECTOR 1	SECTOR 2	SECTOR 3	SECTOR 4	SPEED TRAP	LAP TIME	KPH	DIFF	TIME OF DAY
1 - D1		35.869	50.607	1:04.926	179.1	3:30.349	94.86	1:09.508	15:21:15.586
2 - D1	29.882	45.900	53.950	42.418	202.2	2:52.150	115.91	31.309	15:24:07.737
3 - D1	34.224	36.412	49.019	1:00.016	119.0	2:59.671	111.06	38.829	15:27:07.409
4 - D1	40.214	38.519	50.514	54.628	131.0	3:03.875	108.52	43.033	15:30:11.284
5 - D1	43.239	35.993	46.264	46.312	85.3	2:51.809	116.14	30.968	15:33:03.093
6 - D1	28.053	34.712	43.194	38.271	216.8	2:24.230	138.35	3.388	15:35:27.324
7 - D1	27.959	33.770	42.109	37.721	213.4	2:21.559	140.96	0.718	15:37:48.884
8 - D1	27.762	33.798	41.951	38.171	213.4	2:21.682	140.84	0.841	15:40:10.566
9 - D1	27.868	34.017	42.465	38.396	213.8	2:22.746	139.79	1.905	15:42:33.313
10 - D1	28.003	34.199	42.536	IN PIT	215.1	2:26.869 P	135.86	6.028	15:45:00.183
11 - D2	OUTLAP	34.306	42.533	38.230		3:54.384	85.13	1:33.542	15:48:54.567
12 - D2	27.737	33.847	41.873	37.633	216.0	2:21.091 (3)	141.43	0.249	15:51:15.658
13 - D2	27.571	33.775	43.291	38.104	216.8	2:22.742	139.79	1.900	15:53:38.400
14 - D2	28.605	33.794	42.893	37.568	216.4	2:22.860	139.68	2.019	15:56:01.261
15 - D2	27.749	34.521	42.135	37.799	218.6	2:22.205	140.32	1.363	15:58:23.466
16 - D2	27.688	33.693	42.366	37.608	217.7	2:21.355	141.16	0.513	16:00:44.822
17 - D2	28.315	33.732	41.849	37.987	217.7	2:21.883	140.64	1.041	16:03:06.705
18 - D2	27.703	33.843	42.055	37.660	218.1	2:21.262	141.26	0.420	16:05:27.967
19 - D2	27.851	33.768	41.913	37.411	217.7	2:20.944 (2)	141.57	0.102	16:07:48.911
20 - D2	27.735	33.732	41.935	37.817	217.7	2:21.219	141.30	0.378	16:10:10.131
21 - D2	27.504	33.669	42.232	37.435	218.1	2:20.841 (1)	141.68		16:12:30.972
22 - D2	28.106	33.768	42.334	37.885	217.7	2:22.093	140.43	1.251	16:14:53.066
23 - D2	27.971	34.262	43.503	37.804	216.4	2:23.540	139.01	2.699	16:17:16.606
24 - D2	27.850	34.491	42.512	37.682	217.7	2:22.535	139.99	1.693	16:19:39.142

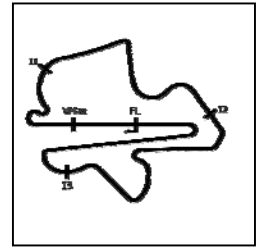
P23 10 GT4		EKS Motorsports		Porsche Cayman GT4 Clubsport MR					
IDEAL LAP TIME : 2:20.140		BEST LAP TIME : 2:20.182		DIFFERENCE : 0.042					
D1: Byron TONG		D2: Eric LO							
LAP	SECTOR 1	SECTOR 2	SECTOR 3	SECTOR 4	SPEED TRAP	LAP TIME	KPH	DIFF	TIME OF DAY

Weather / Track : Sunny / Dry

Sepang International Circuit
Circuit Length = 5.543 km
Start: 15:17 Flag 16:18 End: 16:24

Blancpain GT Series Asia 2017

RACE 1 - ROUND 1 - SECTOR ANALYSIS



SECTOR 1 = FL to I1, SECTOR 2 = I1 to I2, SECTOR 3 = I2 to I3, SECTOR 4 = I3 to FL, DIFF = Difference To Personal Best Lap, P = Crossed Finish Line in Pit Lane, D = Time Disallowed

Lap	Sector 1	Sector 2	Sector 3	Sector 4	Speed Trap	Lap Time	KPH	Diff	Time of Day
1 - D1	35.467	50.430	1:05.612	186.2	3:29.957	95.04	1:09.774	15:21:15.194	
2 - D1	29.920	45.599	53.891	41.808	194.2	2:51.219	31.036	15:24:06.413	
3 - D1	34.962	36.149	49.300	59.584	121.7	2:59.995	39.812	15:27:06.409	
4 - D1	40.678	37.985	51.139	54.174	129.1	3:03.976	43.793	15:30:10.385	
5 - D1	43.899	35.475	46.318	46.544	79.4	2:52.237	32.054	15:33:02.622	
6 - D1	28.257	34.431	43.516	38.856	219.0	2:25.060	4.878	15:35:27.683	
7 - D1	28.587	33.960	42.453	38.396	217.3	2:23.397	3.214	15:37:51.080	
8 - D1	28.232	33.805	42.560	38.168	216.8	2:22.765	2.583	15:40:13.846	
9 - D1	28.294	33.652	42.616	37.772	217.3	2:22.335	2.152	15:42:36.181	
10 - D1	27.991	33.516	42.154	38.043	217.3	2:21.704	1.521	15:44:57.886	
11 - D1	28.165	33.643	42.203	IN PIT	216.4	2:25.240	5.058	15:47:23.127	
12 - D2	OUTLAP	33.398	42.482	37.646	3:51.269	86.28	1:31.086	15:51:14.396	
13 - D2	28.180	34.313	44.749	38.039	214.7	2:25.282	5.099	15:53:39.678	
14 - D2	27.740	33.701	43.179	37.442	216.4	2:22.063	1.880	15:56:01.741	
15 - D2	27.777	34.447	42.785	37.548	218.1	2:22.558	2.375	15:58:24.299	
16 - D2	27.970	33.330	42.051	37.601	217.7	2:20.952	0.769	16:00:45.252	
17 - D2	29.247	33.636	42.679	37.816	217.3	2:23.378	3.195	16:03:08.630	
18 - D2	27.736	33.347	41.776	37.323	217.3	2:20.182	16:05:28.813	16:05:28.813	
19 - D2	27.779	33.429	41.852	37.798	217.7	2:20.858	0.675	16:07:49.671	
20 - D2	28.277	33.305	41.827	37.727	218.6	2:21.137	0.954	16:10:10.808	
21 - D2	27.762	33.468	42.478	37.715	217.3	2:21.424	1.241	16:12:32.232	
22 - D2	28.426	33.756	43.214	37.584	216.0	2:22.980	2.798	16:14:55.213	
23 - D2	27.995	34.113	44.512	37.728	217.7	2:24.348	4.165	16:17:19.562	
24 - D2	28.042	34.151	42.608	38.299	217.3	2:23.100	2.918	16:19:42.663	

P24 89 GT4 HubAuto Racing Porsche Cayman GT4 Clubsport MR
 IDEAL LAP TIME : 2:21.065 BEST LAP TIME : 2:21.754 DIFFERENCE : 0.689
 D1: Alan YEO D2: Ringo CHONG

LAP	Sector 1	Sector 2	Sector 3	Sector 4	Speed Trap	Lap Time	KPH	Diff	Time of Day
1 - D1	36.812	49.489	1:03.768	140.2	3:30.623	94.74	1:08.868	15:21:15.860	
2 - D1	30.223	46.148	53.940	42.617	192.5	2:52.929	31.174	15:24:08.789	
3 - D1	34.596	37.064	47.614	1:00.200	117.5	2:59.474	37.719	15:27:08.264	
4 - D1	40.725	38.160	50.002	54.777	130.2	3:03.664	41.910	15:30:11.929	
5 - D1	43.669	35.924	46.284	46.026	93.5	2:51.903	30.148	15:33:03.833	
6 - D1	28.595	34.846	43.042	38.167	216.4	2:24.650	2.895	15:35:28.483	
7 - D1	28.510	34.645	43.348	37.797	216.8	2:24.300	2.546	15:37:52.784	
8 - D1	28.270	34.344	43.640	38.122	216.8	2:24.377	2.622	15:40:17.161	
9 - D1	28.048	34.468	43.549	38.054	216.0	2:24.119	2.365	15:42:41.281	
10 - D1	28.005	34.657	43.261	IN PIT	216.4	2:26.956	5.201	15:45:08.238	
11 - D2	OUTLAP	34.855	43.173	38.091	4:07.928	80.48	1:46.173	15:49:16.166	
12 - D2	28.009	34.512	44.010	38.178	214.7	2:24.710	2.955	15:51:40.876	
13 - D2	28.244	33.998	43.953	38.185	216.4	2:24.380	2.625	15:54:05.257	
14 - D2	28.934	33.754	42.500	38.310	215.1	2:23.498	1.744	15:56:28.756	
15 - D2	28.084	35.291	43.348	37.659	217.3	2:24.382	2.627	15:58:53.139	
16 - D2	28.011	33.652	42.385	39.481	216.8	2:23.529	1.774	16:01:16.668	
17 - D2	28.035	33.711	42.235	37.773	216.8	2:21.754	16:03:38.423	16:03:38.423	
18 - D2	27.842	33.593	44.381	37.641	217.3	2:23.458	1.703	16:06:01.881	
19 - D2	27.933	33.737	42.241	38.093	217.3	2:22.004	0.249	16:08:23.886	
20 - D2	27.701	34.425	43.401	38.942	218.1	2:24.469	2.715	16:10:48.356	
21 - D2	27.895	34.400	42.486	38.259	217.3	2:23.041	1.286	16:13:11.397	
22 - D2	27.812	34.033	43.335	37.989	219.0	2:23.170	1.415	16:15:34.567	
23 - D2	28.011	34.604	42.663	37.811	216.8	2:23.090	1.335	16:17:57.657	
24 - D2	27.847	34.052	43.341	37.536	217.7	2:22.776	1.021	16:20:20.434	

P25 17 GT4 Taiwan Top Speed Racing Team Porsche Cayman GT4 Clubsport MR
 IDEAL LAP TIME : 2:22.886 BEST LAP TIME : 2:23.392 DIFFERENCE : 0.505
 D1: Jeremy WANG D2: Keo CHANG

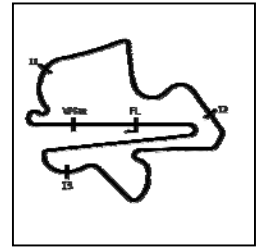
LAP	Sector 1	Sector 2	Sector 3	Sector 4	Speed Trap	Lap Time	KPH	Diff	Time of Day
1 - D1	36.009	50.597	1:04.306	179.1	3:30.642	94.73	1:07.250	15:21:15.880	
2 - D1	31.362	46.078	53.558	42.944	174.1	2:53.942	30.549	15:24:09.822	
3 - D1	34.916	36.793	47.386	1:00.739	104.7	2:59.835	36.442	15:27:09.657	
4 - D1	40.759	37.800	49.907	54.707	125.8	3:03.174	39.782	15:30:12.831	
5 - D1	44.346	35.743	46.340	46.545	104.4	2:52.974	29.581	15:33:05.806	

Weather / Track : Sunny / Dry

Sepang International Circuit
 Circuit Length = 5.543 km
 Start: 15:17 Flag 16:18 End: 16:24

Blancpain GT Series Asia 2017

RACE 1 - ROUND 1 - SECTOR ANALYSIS



SECTOR 1 = FL to I1, SECTOR 2 = I1 to I2, SECTOR 3 = I2 to I3, SECTOR 4 = I3 to FL, DIFF = Difference To Personal Best Lap, P = Crossed Finish Line in Pit Lane, D = Time Disallowed

6 - D1	28.517	34.379	43.249	38.774	215.1	2:24.920	137.69	1.528	15:35:30.726
7 - D1	28.511	34.274	43.413	38.907	216.4	2:25.105	137.51	1.713	15:37:55.832
8 - D1	28.413	34.642	43.557	38.475	215.5	2:25.087	137.53	1.695	15:40:20.920
9 - D1	28.298	33.780	43.577	38.402	216.0	2:24.058 (3)	138.51	0.665	15:42:44.978
10 - D1	28.247	34.429	43.253	38.438	217.3	2:24.367	138.22	0.975	15:45:09.346
11 - D1	28.625	34.828	44.237	IN PIT	215.1	2:30.897 P	132.24	7.505	15:47:40.244
12 - D2	OUTLAP	35.173	43.416	38.227		4:06.920	80.81	1:43.528	15:51:47.164
13 - D2	28.396	34.903	43.172	38.019	216.0	2:24.490	138.10	1.097	15:54:11.655
14 - D2	28.266	34.142	42.840	38.143	216.8	2:23.392 (1)	139.16		15:56:35.047
15 - D2	28.282	33.844	44.001	38.750	218.1	2:24.877	137.73	1.484	15:58:59.925
16 - D2	28.825	34.739	44.191	38.342	217.7	2:26.097	136.58	2.704	16:01:26.022
17 - D2	28.867	34.947	44.986	38.344	216.4	2:27.145	135.61	3.752	16:03:53.167
18 - D2	28.556	34.623	44.337	38.903	215.5	2:26.419	136.28	3.026	16:06:19.587
19 - D2	28.557	34.572	44.828	38.505	216.0	2:26.462	136.24	3.069	16:08:46.049
20 - D2	28.263	34.027	43.641	38.338	218.1	2:24.269	138.31	0.876	16:11:10.318
21 - D2	28.577	34.087	43.389	38.705	216.0	2:24.759	137.84	1.366	16:13:35.077
22 - D2	28.818	35.763	44.176	38.082	215.5	2:26.839	135.89	3.447	16:16:01.917
23 - D2	28.441	34.238	43.216	38.330	217.3	2:24.226	138.35	0.833	16:18:26.143
24 - D2	28.482	33.883	43.042	38.400	216.8	2:23.807 (2)	138.76	0.414	16:20:49.951

P26 11 GT4 TTR Team SARD Porsche Cayman GT4 Clubsport MR

IDEAL LAP TIME : 2:23.149 BEST LAP TIME : 2:23.693 DIFFERENCE : 0.544
 D1: Terrence TSE D2: Tony FONG

LAP	SECTOR 1	SECTOR 2	SECTOR 3	SECTOR 4	SPEED TRAP	LAP TIME	KPH	DIFF	TIME OF DAY
1 - D1		36.746	49.671	1:03.584	164.8	3:30.968	94.58	1:07.275	15:21:16.205
2 - D1	30.374	46.157	53.755	42.546	206.1	2:52.833	115.45	29.140	15:24:09.038
3 - D1	34.809	36.943	47.712	1:00.407	110.7	2:59.872	110.93	36.179	15:27:08.910
4 - D1	40.813	37.771	50.021	54.728	131.0	3:03.333	108.84	39.640	15:30:12.244
5 - D1	44.032	35.587	46.481	46.053	93.2	2:52.153	115.91	28.460	15:33:04.397
6 - D1	28.606	34.496	43.341	38.956	215.5	2:25.399	137.24	1.706	15:35:29.797
7 - D1	28.545	34.044	42.977	38.342	216.4	2:23.909 (3)	138.66	0.216	15:37:53.706
8 - D1	28.439	34.055	43.192	38.573	214.7	2:24.260	138.32	0.567	15:40:17.966
9 - D1	28.399	33.854	43.355	38.497	214.2	2:24.105	138.47	0.412	15:42:42.072
10 - D1	28.376	34.029	43.101	38.186	216.0	2:23.693 (1)	138.87		15:45:05.765
11 - D1	28.400	33.850	42.967	38.649	216.4	2:23.867 (2)	138.70	0.174	15:47:29.632
12 - D1	28.459	33.866	44.621	IN PIT	216.8	2:33.175 P	130.27	9.482	15:50:02.808
13 - D2	OUTLAP	35.577	44.242	38.746		4:02.466	82.29	1:38.773	15:54:05.274
14 - D2	30.223	34.815	44.492	38.902	214.2	2:28.432	134.43	4.739	15:56:33.706
15 - D2	28.640	34.439	44.050	38.816	217.7	2:25.946	136.72	2.253	15:58:59.652
16 - D2	28.913	34.584	44.322	38.272	216.4	2:26.092	136.59	2.399	16:01:25.744
17 - D2	28.833	34.675	44.743	38.398	217.7	2:26.649	136.07	2.956	16:03:52.394
18 - D2	28.896	34.481	44.547	38.928	216.8	2:26.852	135.88	3.159	16:06:19.247
19 - D2	28.441	34.723	47.001	38.686	217.3	2:28.852	134.05	5.159	16:08:48.099
20 - D2	28.543	34.095	43.035	38.312	218.6	2:23.985	138.58	0.292	16:11:12.085
21 - D2	28.488	33.853	45.186	38.305	218.1	2:25.833	136.83	2.140	16:13:37.918
22 - D2	29.082	34.286	43.513	37.969	217.3	2:24.850	137.76	1.157	16:16:02.769
23 - D2	28.362	34.231	43.106	38.449	218.6	2:24.149	138.43	0.456	16:18:26.918
24 - D2	28.372	33.970	44.200	38.761	218.6	2:25.304	137.33	1.611	16:20:52.222

P27 12 Pro/Am Clearwater Racing McLaren 650S GT3

IDEAL LAP TIME : BEST LAP TIME : 3:27.131 DIFFERENCE :
 D1: Richard WEE D2: Rob BELL

LAP	SECTOR 1	SECTOR 2	SECTOR 3	SECTOR 4	SPEED TRAP	LAP TIME	KPH	DIFF	TIME OF DAY
1 - D1		36.936	51.481	1:08.982		3:27.131 (1)	96.33		15:21:12.369

P28 90 Am/Am FIST - Team AAI BMW M6 GT3

IDEAL LAP TIME : BEST LAP TIME : 3:27.212 DIFFERENCE :
 D1: Jun San CHEN D2: Yu LIN

LAP	SECTOR 1	SECTOR 2	SECTOR 3	SECTOR 4	SPEED TRAP	LAP TIME	KPH	DIFF	TIME OF DAY
1 - D1		38.094	51.710	1:12.052		3:27.212 (1)	96.30		15:21:12.450

Weather / Track : Sunny / Dry

Sepang International Circuit
 Circuit Length = 5.543 km
 Start: 15:17 Flag 16:18 End: 16:24

Blancpain GT Series Asia 2017

RACE 1 - ROUND 1 - LAP CHART

LAP 1 @ 15:21:10.725			LAP 2 @ 15:23:38.099			LAP 3 @ 15:26:43.342			LAP 4 @ 15:29:50.638			LAP 5 @ 15:32:49.232		
NO	BEHIND	LAP TIME	NO	BEHIND	LAP TIME	NO	BEHIND	LAP TIME	NO	BEHIND	LAP TIME	NO	BEHIND	LAP TIME
86		3:25.488	86		2:27.373	86		3:05.242	86		3:07.296	86		2:58.593
37	0.061	3:25.549	37	1.953	2:29.265	37	1.191	3:04.480	37	1.314	3:07.419	37	0.667	2:57.946
99	0.258	3:25.746	99	3.603	2:30.718	99	1.894	3:03.534	99	2.319	3:07.721	99	1.033	2:57.307
5	0.305	3:25.793	5	4.388	2:31.457	5	2.842	3:03.696	5	2.849	3:07.302	5	1.485	2:57.230
88	0.523	3:26.012	88	5.297	2:32.147	88	3.553	3:03.498	88	3.689	3:07.432	88	1.813	2:56.718
39	0.710	3:26.198	66	6.226	2:32.772	66	4.753	3:03.769	66	5.028	3:07.570	66	2.327	2:55.893
888	0.813	3:26.301	888	9.775	2:36.336	888	6.163	3:01.630	888	6.131	3:07.264	888	3.289	2:55.751
66	0.828	3:26.316	39	10.549	2:37.212	39	7.398	3:02.092	39	6.758	3:06.656	39	3.769	2:55.604
91	1.098	3:26.586	91	11.165	2:37.441	91	8.214	3:02.291	91	7.875	3:06.957	91	4.599	2:55.317
1	1.285	3:26.774	1	12.263	2:38.352	1	9.481	3:02.459	1	8.881	3:06.696	1	5.208	2:54.921
13	1.541	3:27.030	6	13.690	2:39.333	13	10.370	3:01.161	13	9.684	3:06.610	13	5.746	2:54.655
12	1.643	3:27.131	13	14.451	2:40.283	6	11.583	3:03.135	6	10.483	3:06.195	6	6.205	2:54.316
7	1.697	3:27.185	7	15.348	2:41.025	7	12.661	3:02.555	7	11.227	3:05.861	7	6.563	2:53.930
90	1.724	3:27.212	75	17.313	2:42.484	75	14.732	3:02.660	75	12.747	3:05.311	75	7.482	2:53.328
6	1.731	3:27.219	38	17.842	2:43.165	38	16.063	3:03.463	38	13.879	3:05.112	999	8.265	2:52.347
38	2.049	3:27.538	999	18.572	2:42.972	999	16.560	3:03.230	999	14.511	3:05.247	38	8.278	2:52.992
75	2.202	3:27.691	19	19.619	2:44.768	19	17.658	3:03.282	19	15.540	3:05.178	19	9.666	2:52.719
19	2.224	3:27.712	98	19.958	2:43.926	98	18.231	3:03.515	98	16.100	3:05.165	98	10.009	2:52.502
2	2.738	3:28.227	2	22.018	2:46.653	2	19.971	3:03.195	2	16.665	3:03.990	2	10.196	2:52.125
999	2.973	3:28.462	117	25.075	2:48.131	117	22.146	3:02.314	117	19.124	3:04.273	117	12.950	2:52.420
98	3.405	3:28.893	10	28.314	2:51.219	10	23.066	2:59.995	10	19.747	3:03.976	10	13.390	2:52.237
117	4.317	3:29.806	77	29.638	2:52.150	77	24.066	2:59.671	77	20.645	3:03.875	77	13.861	2:51.809
10	4.468	3:29.957	89	30.690	2:52.929	89	24.922	2:59.474	89	21.290	3:03.664	89	14.601	2:51.903
77	4.861	3:30.349	11	30.939	2:52.833	11	25.568	2:59.872	11	21.605	3:03.333	11	15.165	2:52.153
89	5.135	3:30.623	17	31.722	2:53.942	17	26.315	2:59.835	17	22.193	3:03.174	69	1 Lap	2:50.573
17	5.154	3:30.642	69	1 Lap	6:41.371	69	1 Lap	2:43.858	69	1 Lap	3:03.594	17	16.574	2:52.974
11	5.479	3:30.968	SC	1 Lap	5:32.241	SC	1 Lap	3:07.312	SC	1 Lap	2:54.604 P			

Weather / Track : Sunny / Dry

Sepang International Circuit
Circuit Length = 5.543 miles
Start: 15:17 Flag 16:18 End: 16:24

Blancpain GT Series Asia 2017

RACE 1 - ROUND 1 - LAP CHART

LAP 6 @ 15:34:54.750			LAP 7 @ 15:37:00.144			LAP 8 @ 15:39:05.611			LAP 9 @ 15:41:11.529			LAP 10 @ 15:43:17.229		
NO	BEHIND	LAP TIME	NO	BEHIND	LAP TIME	NO	BEHIND	LAP TIME	NO	BEHIND	LAP TIME	NO	BEHIND	LAP TIME
86		2:05.518	86		2:05.393	86		2:05.467	86		2:05.918	86		2:05.699
99	2.304	2:06.789	99	3.998	2:07.087	99	5.532	2:07.001	99	8.026	2:08.412	99	9.434	2:07.107
37	3.311	2:08.162	5	4.408	2:06.427	5	5.873	2:06.932	5	8.967	2:09.013	5	10.113	2:06.846
5	3.374	2:07.407	37	4.935	2:07.018	37	6.158	2:06.690	88	9.550	2:08.045	88	11.680	2:07.829
88	4.273	2:07.978	88	5.879	2:06.999	88	7.423	2:07.010	66	9.923	2:07.516	66	11.933	2:07.709
66	4.548	2:07.739	66	6.484	2:07.330	66	8.325	2:07.307	91	13.182	2:07.558	91	14.591	2:07.109
888	6.402	2:08.631	888	9.340	2:08.331	91	11.542	2:07.362	888	15.094	2:08.133	888	17.344	2:07.949
91	7.660	2:08.579	91	9.647	2:07.380	888	12.879	2:09.006	37	15.187	2:14.947 P	999	19.064	2:07.957
1	8.848	2:09.158	1	12.707	2:09.252	1	14.670	2:07.430	1	16.491	2:07.739	1	19.751	2:08.960
39	9.053	2:10.802	999	13.867	2:07.726	999	15.619	2:07.219	999	16.806	2:07.105	39	23.923	2:11.564 P
13	10.565	2:10.336	39	14.649	2:10.989	39	16.744	2:07.562	39	18.058	2:07.232	7	26.206	2:08.623
999	11.535	2:08.787	6	16.732	2:09.573	6	19.024	2:07.759	6	22.413	2:09.307	6	29.169	2:12.455 P
6	12.552	2:11.865	7	17.173	2:09.720	7	20.022	2:08.316	7	23.283	2:09.179	75	38.100	2:11.345
7	12.846	2:11.800	13	19.112	2:13.941	13	25.793	2:12.148	75	32.454	2:12.221	13	44.982	2:17.282 P
75	13.762	2:11.798	75	20.165	2:11.796	75	26.151	2:11.453	13	33.400	2:13.525	19	46.546	2:18.340 P
38	14.935	2:12.175	19	22.402	2:12.252	19	28.504	2:11.568	19	33.905	2:11.320	98	47.743	2:19.026 P
19	15.544	2:11.395	98	23.128	2:11.383	98	28.894	2:11.233	98	34.416	2:11.440	38	48.719	2:17.627 P
98	17.138	2:12.647	38	24.150	2:14.609	38	30.556	2:11.872	38	36.792	2:12.154	69	1 Lap	2:13.461
2	18.262	2:13.583	2	27.144	2:14.275	2	34.875	2:13.198	2	42.751	2:13.794	2	55.376	2:18.325 P
69	1 Lap	2:16.090	69	1 Lap	2:11.836	69	1 Lap	2:11.290	69	1 Lap	2:11.266	37	1:13.611	3:04.123
117	28.764	2:21.332	117	44.165	2:20.794	117	59.667	2:20.969	117	1:14.678	2:20.929	117	1:30.074	2:21.095
77	32.574	2:24.230	77	48.740	2:21.559	77	1:04.955	2:21.682	77	1:21.783	2:22.746	10	1:40.656	2:21.704
10	32.933	2:25.060	10	50.936	2:23.397	10	1:08.235	2:22.765	10	1:24.652	2:22.335	77	1:42.953	2:26.869 P
89	33.733	2:24.650	89	52.640	2:24.300	89	1:11.550	2:24.377	89	1:29.751	2:24.119	11	1:48.536	2:23.693
11	35.047	2:25.399	11	53.562	2:23.909	11	1:12.355	2:24.260	11	1:30.543	2:24.105	89	1:51.008	2:26.956 P
17	35.976	2:24.920	17	55.688	2:25.105	17	1:15.309	2:25.087	17	1:33.448	2:24.058	17	1:52.116	2:24.367

Weather / Track : Sunny / Dry

Sepang International Circuit
 Circuit Length = 5.543 miles
 Start: 15:17 Flag 16:18 End: 16:24

Blancpain GT Series Asia 2017

RACE 1 - ROUND 1 - LAP CHART

LAP 11 @ 15:45:22.813			LAP 12 @ 15:47:30.910			LAP 13 @ 15:49:52.606			LAP 14 @ 15:52:04.517			LAP 15 @ 15:55:19.665		
NO	BEHIND	LAP TIME	NO	BEHIND	LAP TIME	NO	BEHIND	LAP TIME	NO	BEHIND	LAP TIME	NO	BEHIND	LAP TIME
86		2:05.584	86		2:08.096 P	5		2:09.067	5		2:11.910 P	86		2:06.014
99	11.077	2:07.227	13	1 Lap	3:37.840	38	1 Lap	2:06.932	19	1 Lap	2:09.615	88	21.416	2:08.450
5	11.638	2:07.108	17	1 Lap	2:30.897 P	99	1.568	2:11.800 P	75	1 Lap	2:12.636	5	21.884	3:37.032
88	13.554	2:07.458	99	11.464	2:08.483	75	1 Lap	3:41.316	98	1 Lap	2:07.957	91	22.014	2:06.451
66	14.006	2:07.657	5	12.628	2:09.086	19	1 Lap	2:09.165	2	1 Lap	2:07.025	999	23.723	2:06.619
91	16.210	2:07.202	88	15.157	2:09.699 P	11	1 Lap	2:33.175 P	69	2 Laps	3:46.521	888	26.312	2:06.759
888	23.950	2:12.190 P	38	1 Lap	3:41.184	98	1 Lap	2:09.018	7	34.494	2:16.948 P	99	26.573	2:10.339
999	24.908	2:11.428 P	66	16.503	2:10.592 P	2	1 Lap	2:07.546	86	1:09.133	2:06.065	39	26.621	2:06.736
1	26.107	2:11.939 P	91	18.871	2:10.757 P	7	29.456	2:08.393	88	1:28.114	2:08.549	66	34.814	2:09.192
7	42.167	2:21.545	19	1 Lap	3:46.138	37	1:00.657	2:08.545 P	91	1:30.711	2:07.942	1	35.997	2:07.725
75	53.295	2:20.779 P	98	1 Lap	3:49.582	86	1:14.978	3:36.674	99	1:31.382	3:41.724	117	1 Lap	2:22.590
69	1 Lap	2:21.492	2	1 Lap	3:48.897	10	1 Lap	3:51.269	999	1:32.252	2:05.868	77	1 Lap	2:22.860
37	1:14.522	2:06.495	7	42.759	2:08.688	77	1 Lap	2:21.091	117	1 Lap	4:03.042	10	1 Lap	2:22.063
117	1:46.210	2:21.719	37	1:13.809	2:07.383	88	1:31.475	3:38.015	77	1 Lap	2:22.742	6	45.455	2:06.285
39	1:58.222	3:39.883	69	1 Lap	2:16.459 P	91	1:34.679	3:37.505	888	1:34.701	2:06.203	13	45.935	2:06.494
10	2:00.313	2:25.240 P	77	1 Lap	3:54.384	999	1:38.294	2:06.739	39	1:35.033	2:05.952	7	53.122	3:33.776
6	2:02.253	3:38.667	89	1 Lap	4:07.928	888	1:40.409	2:06.658	10	1 Lap	2:25.282	38	54.625	2:06.900
11	2:06.819	2:23.867	999	1:53.251	3:36.439	39	1:40.991	2:06.227	66	1:40.770	2:07.387	19	1:07.844	2:10.032
			888	1:55.446	3:39.592	66	1:45.293	3:50.486	1	1:43.420	2:07.497	98	1:08.749	2:09.164
			39	1:56.460	2:06.334	1	1:47.833	2:08.349	6	1:54.319	2:06.972	89	1 Lap	2:23.498
			6	2:00.982	2:06.826	89	1 Lap	2:24.710	13	1:54.589	2:06.696	2	1:11.409	2:08.014
			1	2:01.180	3:43.169	17	1 Lap	4:06.920	89	1 Lap	2:24.380	75	1:13.526	2:12.147
			117	2:03.054	2:24.940 P	6	1:59.256	2:19.970	11	1 Lap	4:02.466	11	1 Lap	2:28.432
			13	2:15.495	2:06.352	13	1:59.803	2:06.004	38	2:02.873	2:06.650	37	1:15.245	2:05.995
						38	2:08.133	2:06.674	17	1 Lap	2:24.490	17	1 Lap	2:23.392
									19	2:12.960	2:08.782	69	1 Lap	2:09.678
									98	2:14.734	2:07.719			
									75	2:16.527	2:10.983			
									2	2:18.543	2:06.986			
									37	2:24.398	3:35.651			
									69	1 Lap	2:09.848			

Weather / Track : Sunny / Dry

Blancpain GT Series Asia 2017

RACE 1 - ROUND 1 - LAP CHART

LAP 16 @ 15:57:25.926			LAP 17 @ 15:59:32.356			LAP 18 @ 16:01:38.525			LAP 19 @ 16:03:47.913			LAP 20 @ 16:05:54.802		
NO	BEHIND	LAP TIME	NO	BEHIND	LAP TIME	NO	BEHIND	LAP TIME	NO	BEHIND	LAP TIME	NO	BEHIND	LAP TIME
86		2:06.261	86		2:06.430	86		2:06.169	86		2:09.387	86		2:06.889
88	23.285	2:08.129	5	23.425	2:06.398	91	24.575	2:07.065	11	2 Laps	2:26.649	89	2 Laps	2:23.458
5	23.457	2:07.834	91	23.678	2:06.475	5	25.049	2:07.792	17	2 Laps	2:27.145	91	21.179	2:06.731
91	23.632	2:07.879	999	24.391	2:06.662	999	25.065	2:06.843	91	21.336	2:06.148	999	21.518	2:06.398
999	24.158	2:06.696	88	25.833	2:08.977	888	27.592	2:06.955	999	22.008	2:06.330	5	24.114	2:07.117
888	26.725	2:06.674	888	26.806	2:06.511	39	28.239	2:07.015	5	23.886	2:08.224	11	2 Laps	2:26.852
39	27.143	2:06.783	39	27.393	2:06.679	88	29.094	2:09.430	888	24.908	2:06.702	888	24.716	2:06.697
99	29.465	2:09.153	99	30.673	2:07.638	99	32.140	2:07.635	39	27.291	2:08.438	17	2 Laps	2:26.419
66	35.589	2:07.035	66	35.992	2:06.833	66	36.861	2:07.038	88	28.209	2:08.502	39	27.901	2:07.498
1	36.923	2:07.187	1	37.870	2:07.376	1	38.754	2:07.053	99	30.174	2:07.421	88	29.906	2:08.585
13	47.286	2:07.612	13	46.420	2:05.564	13	46.792	2:06.540	66	34.414	2:06.940	99	32.323	2:09.038
6	47.617	2:08.423	6	47.936	2:06.748	6	48.009	2:06.242	1	36.537	2:07.170	66	34.844	2:07.319
7	53.445	2:06.584	7	52.943	2:05.927	7	52.234	2:05.461	13	43.619	2:06.213	1	37.321	2:07.672
117	1 Lap	2:21.754	38	55.557	2:06.522	38	55.706	2:06.318	6	45.108	2:06.486	13	43.145	2:06.415
38	55.465	2:07.101	117	1 Lap	2:21.268	98	1:14.435	2:08.122	7	48.288	2:05.441	6	44.704	2:06.485
77	1 Lap	2:22.205	77	1 Lap	2:21.355	19	1:15.196	2:08.265	38	52.741	2:06.421	7	46.992	2:05.592
10	1 Lap	2:22.558	98	1:12.482	2:08.287	2	1:16.824	2:08.534	98	1:12.398	2:07.349	38	52.950	2:07.098
98	1:10.625	2:08.136	10	1 Lap	2:20.952	37	1:16.983	2:07.434	19	1:13.550	2:07.741	98	1:12.625	2:07.115
19	1:11.138	2:09.555	19	1:13.099	2:08.390	117	1 Lap	2:21.654	37	1:13.906	2:06.310	37	1:13.450	2:06.433
2	1:12.821	2:07.673	2	1:14.458	2:08.066	75	1:26.725	2:10.508	2	1:15.480	2:08.043	2	1:16.078	2:07.486
37	1:16.205	2:07.220	37	1:15.718	2:05.943	77	1 Lap	2:21.883	75	1:26.872	2:09.534	19	1:16.647	2:09.985
75	1:18.932	2:11.666	75	1:22.385	2:09.883	10	1 Lap	2:23.378	117	1 Lap	2:21.184	75	1:30.165	2:10.182
89	1 Lap	2:24.382	89	1 Lap	2:23.529	89	1 Lap	2:21.754	77	1 Lap	2:21.262	117	1 Lap	2:21.678
11	1 Lap	2:25.946	11	1 Lap	2:26.092	69	1 Lap	2:12.594	10	1 Lap	2:20.182	77	1 Lap	2:20.944
17	1 Lap	2:24.877	17	1 Lap	2:26.097				69	1 Lap	2:10.930	10	1 Lap	2:20.858
69	1 Lap	2:09.766	69	1 Lap	2:28.434									

Weather / Track : Sunny / Dry

Blancpain GT Series Asia 2017

RACE 1 - ROUND 1 - LAP CHART

LAP 21 @ 16:08:01.976			LAP 22 @ 16:10:08.787			LAP 23 @ 16:12:16.027			LAP 24 @ 16:14:23.255			LAP 25 @ 16:16:30.262		
NO	BEHIND	LAP TIME	NO	BEHIND	LAP TIME	NO	BEHIND	LAP TIME	NO	BEHIND	LAP TIME	NO	BEHIND	LAP TIME
86		2:07.174	86		2:06.811	86		2:07.239	86		2:07.228	86		2:07.007
69	2 Laps	2:10.741	77	2 Laps	2:21.219	69	2 Laps	2:10.963	69	2 Laps	2:10.467	999	13.551	2:05.329
999	20.399	2:06.055	10	2 Laps	2:21.137	117	2 Laps	2:22.005	999	15.229	2:05.440	69	2 Laps	2:11.636
91	21.421	2:07.416	69	2 Laps	2:10.170	77	2 Laps	2:20.841	91	21.107	2:07.356	91	20.794	2:06.694
89	2 Laps	2:22.004	999	19.010	2:05.422	10	2 Laps	2:21.424	888	23.079	2:06.974	888	22.775	2:06.703
888	24.716	2:07.173	91	21.139	2:06.529	999	17.017	2:05.247	117	2 Laps	2:20.936	5	28.833	2:07.874
5	25.429	2:08.489	888	24.367	2:06.462	91	20.979	2:07.079	5	27.965	2:07.899	39	30.192	2:07.575
39	28.300	2:07.573	5	26.646	2:08.028	888	23.333	2:06.206	39	29.623	2:07.643	88	37.151	2:08.673
88	31.473	2:08.740	39	29.008	2:07.519	5	27.294	2:07.888	77	2 Laps	2:22.093	66	39.007	2:08.961
99	33.853	2:08.703	88	33.112	2:08.450	39	29.208	2:07.439	10	2 Laps	2:22.980	13	39.613	2:07.150
66	35.446	2:07.775	99	36.038	2:08.996	88	34.098	2:08.225	88	35.484	2:08.615	6	40.358	2:06.664
13	42.426	2:06.455	66	36.394	2:07.759	66	37.081	2:07.926	66	37.052	2:07.200	117	2 Laps	2:22.057
6	43.844	2:06.314	89	2 Laps	2:24.469	13	40.747	2:06.285	13	39.469	2:05.949	7	43.484	2:06.289
17	2 Laps	2:26.462	13	41.701	2:06.086	6	42.183	2:06.144	6	40.701	2:05.746	77	2 Laps	2:23.540
11	2 Laps	2:28.852	6	43.278	2:06.245	99	44.671	2:15.872 P	7	44.201	2:05.725	10	2 Laps	2:24.348
7	46.302	2:06.484	7	45.601	2:06.110	7	45.704	2:07.342	38	53.213	2:06.503	38	52.240	2:06.034
38	52.826	2:07.050	38	54.250	2:08.235	38	53.938	2:06.927	1	1:05.644	2:09.281	1	1:07.939	2:09.302
1	59.794	2:29.647	17	2 Laps	2:24.269	89	2 Laps	2:23.041	89	2 Laps	2:23.170	37	1:10.658	2:06.243
37	1:13.177	2:06.900	1	1:01.598	2:08.615	1	1:03.591	2:09.232	37	1:11.422	2:06.193	98	1:15.555	2:07.344
98	1:13.501	2:08.051	11	2 Laps	2:23.985	37	1:12.457	2:06.792	98	1:15.218	2:07.088	2	1:16.105	2:06.994
2	1:16.410	2:07.506	37	1:12.904	2:06.539	98	1:15.358	2:08.406	2	1:16.118	2:07.181	89	2 Laps	2:23.090
19	1:18.177	2:08.704	98	1:14.191	2:07.501	2	1:16.164	2:06.815	19	1:29.646	2:13.419	19	1:32.298	2:09.659
75	1:33.254	2:10.263	2	1:16.588	2:06.989	17	2 Laps	2:24.759	99	1:31.646	2:54.203	99	1:33.248	2:08.609
117	1 Lap	2:20.916	19	1:20.740	2:09.374	11	2 Laps	2:25.833	17	2 Laps	2:26.839	75	1:54.139	2:11.633
			75	1:40.416	2:13.973	19	1:23.455	2:09.954	11	2 Laps	2:24.850	17	2 Laps	2:24.226
						75	1:45.154	2:11.977	75	1:49.513	2:11.587	11	2 Laps	2:24.149

Weather / Track : Sunny / Dry

Results can be found at www.tsl-timing.com

Page 5 of 6

Sepang International Circuit
 Circuit Length = 5.543 miles
 Start: 15:17 Flag 16:18 End: 16:24

Printed - 16:28 Saturday, 08 April 2017

Blancpain GT Series Asia 2017

RACE 1 - ROUND 1 - LAP CHART

LAP 26 @ 16:18:39.611

NO	BEHIND	LAP TIME
86		2:09.348
999	9.062	2:04.859
91	18.247	2:06.801
69	2 Laps	2:11.392
888	20.121	2:06.694
5	26.885	2:07.400
39	28.553	2:07.710
88	35.952	2:08.150
66	38.912	2:09.253
13	39.273	2:09.008
6	39.417	2:08.407
7	40.130	2:05.994
38	51.871	2:08.978
117	2 Laps	2:21.638
77	2 Laps	2:22.535
10	2 Laps	2:23.100
1	1:07.072	2:08.481
37	1:07.794	2:06.484
98	1:13.367	2:07.160
2	1:13.717	2:06.960
99	1:34.226	2:10.325
19	1:34.395	2:11.445
89	2 Laps	2:22.776
75	1:57.285	2:12.494
17	2 Laps	2:23.807
11	2 Laps	2:25.304

Weather / Track : Sunny / Dry

Results can be found at www.tsl-timing.com

Page 6 of 6

Sepang International Circuit
Circuit Length = 5.543 miles
Start: 15:17 Flag 16:18 End: 16:24

Printed - 16:28 Saturday, 08 April 2017

Blancpain GT Series Asia 2017

RACE 1 - ROUND 1 - POSITION CHART

No	Name	Lap Pos																													
			1	2	3	4	5	6	7	8	9	10	11	12	13	14	15	16	17	18	19	20	21	22	23	24	25	26			
86	OD Racing Team	1	86	86	86	86	86	86	86	86	86	86	86	86	86	86	86	86	86	86	86	86	86	86	86	86	86	86	86		
37	BBT	2	37	37	37	37	37	99	99	99	99	99	99	99	99	99	99	99	99	99	99	99	99	99	99	99	99	99	99		
99	Craft Bamboo Racing	3	99	99	99	99	99	37	5	5	5	5	5	5	5	5	5	5	5	5	5	999	999	91	91	91	91	91			
5	Audi Hong Kong	4	5	5	5	5	5	5	37	37	88	88	88	88	88	88	88	88	88	88	88	88	88	88	88	88	88	88	88		
88	Craft Bamboo Racing	5	88	88	88	88	88	88	88	88	66	66	66	66	66	66	66	66	66	66	66	66	66	66	66	66	66	66	66		
999	GruppeM Racing Team	6	39	66	66	66	66	66	66	66	91	91	91	91	91	91	91	91	91	91	91	91	91	91	91	91	91	91	91		
39	Spirit of Race SA	7	888	888	888	888	888	888	888	888	91	888	888	888	888	888	888	888	888	888	888	888	888	888	888	888	888	888	888		
66	Vincenzo Sospiri Racing	8	66	39	39	39	39	91	91	888	37	999	999	999	37	999	888	39	99	99	99	99	99	99	99	99	99	99	99		
888	GruppeM Racing Team	9	91	91	91	91	91	1	1	1	1	1	1	1	1	999	888	39	66	66	66	66	66	66	66	66	66	66	66		
91	FIST - Team AAI	10	1	1	1	1	1	39	999	999	999	999	39	7	888	39	66	1	1	1	1	1	1	1	1	13	13	6	6	6	6
1	FFF Racing Team By A	11	13	6	13	13	13	13	13	39	39	39	7	75	39	66	1	6	13	13	13	13	13	13	6	6	99	7	7	7	
90	FIST - Team AAI	12	12	13	6	6	6	999	6	6	6	6	6	37	6	1	6	13	6	6	6	6	6	6	7	7	7	38	38	38	
6	Team Audi R8 LMS Cup	13	7	7	7	7	7	6	7	7	7	75	117	1	6	13	7	7	7	7	7	7	7	38	38	38	1	1	1	1	
13	Milestone Racing	14	90	75	75	75	75	7	13	13	75	13	39	117	13	38	38	38	38	38	38	38	38	38	1	1	1	37	37	37	
7	Team WRT	15	6	38	38	38	999	75	75	75	13	19	10	13	38	19	19	98	98	98	98	98	98	98	37	37	37	98	98	98	
12	Clearwater Racing	16	38	999	999	999	38	38	19	19	19	98	6	38	19	98	98	19	19	19	19	19	37	98	98	98	2	2	2	2	
38	Spirit of Race SA	17	75	19	19	19	19	19	98	98	98	38	11	75	75	75	2	2	2	2	2	37	2	2	2	2	2	19	19	99	
19	KCMG	18	19	98	98	98	98	98	98	38	38	38	2	13	19	98	2	75	37	37	37	2	19	19	19	19	99	99	19	19	
75	T2 Motorsport	19	2	2	2	2	2	2	2	2	2	37	17	11	2	37	37	75	75	75	75	75	75	75	75	75	75	75	75	75	
69	CMRT Eurasia	20	999	117	117	117	117	117	117	117	117	117	117	38	98	117	117	117	117	117	117	117	117	117	69	69	69	69	69	69	
2	FFF Racing Team By A	21	98	10	10	10	10	77	77	77	77	10	19	2	77	77	77	77	77	77	77	77	77	77	117	117	117	117	117	117	
98	Arrows Racing	22	117	77	77	77	77	10	10	10	10	77	98	10	10	10	10	10	10	10	10	10	10	77	77	77	77	77	77	77	
117	EKS Motorsport	23	10	89	89	89	89	89	89	89	89	11	2	77	89	89	89	89	89	89	89	89	69	69	69	10	10	10	10	10	
10	EKS Motorsports	24	77	11	11	11	11	11	11	11	11	89	69	89	11	11	11	11	11	69	89	89	89	89	89	89	89	89	89	89	89
77	Craft Bamboo Racing	25	89	17	17	17	17	17	17	17	17	17	77	17	17	17	17	17	17	17	17	17	17	17	17	17	17	17	17	17	17
17	Taiwan Top Speed Rac	26	17	69	69	69	69	69	69	69	69	69	89	69	69	69	69	69	69	69	69	69	69	69	69	69	69	69	69	69	69
89	HubAuto Racing	27	11	SC	SC																										
11	TTR Team SARD	28	69																												

Weather / Track : Sunny / Dry

Results can be found at www.tsl-timing.com

Sepang International Circuit
 Circuit Length = 5.543 miles
 Start: 15:17 Flag 16:18 End: 16:24

Printed - 16:29 Saturday, 08 April 2017

Blancpain GT Series Asia 2017

RACE 1 - ROUND 1 - BEST SPEEDS

POS	NO	NAME	VMAX	KPH
1	75	T2 Motorsport		244.8
2	1	FFF Racing Team By ACM		243.7
3	91	FIST - Team AAI		243.2
4	39	Spirit of Race SA		242.6
5	5	Audi Hong Kong		242.1
6	13	Milestone Racing		242.1
7	38	Spirit of Race SA		242.1
8	99	Craft Bamboo Racing		242.1
9	6	Team Audi R8 LMS Cup		241.6
10	7	Team WRT		241.6
11	98	Arrows Racing		241.6
12	88	Craft Bamboo Racing		241.0
13	37	BBT		241.0
14	2	FFF Racing Team By ACM		241.0
15	999	GruppeM Racing Team		240.5
16	66	Vincenzo Sospiri Racing SRL		240.0
17	69	CMRT Eurasia		240.0
18	86	OD Racing Team		239.4
19	888	GruppeM Racing Team		237.8
20	19	KCMG		237.8
21	117	EKS Motorsport		219.5
22	10	EKS Motorsports		219.0
23	89	HubAuto Racing		219.0
24	77	Craft Bamboo Racing		218.6
25	11	TTR Team SARD		218.6
26	17	Taiwan Top Speed Racing Team		218.1
27				
28				

Weather / Track : Sunny / Dry

Results can be found at www.tsl-timing.com

Sepang International Circuit
Circuit Length = 5.543 km
Start: 15:17 Flag 16:18 End: 16:24

Printed - 16:27 Saturday, 08 April 2017

Blancpain GT Series Asia 2017

RACE 1 - ROUND 1 - BEST SECTORS

SECTOR 1				SECTOR 2			SECTOR 3			SECTOR 4			IDEAL / BEST COMPARISON					
POS	NO	NAME	TIME	NO	NAME	TIME	NO	NAME	TIME	NO	NAME	TIME	POS	NO	NAME	IDEAL	BEST	DIFF
															PERFECT LAP	2:04.596		
1	37	BBT	25.008	999	GruppeM	29.191	86	OD Raci	36.955	999	GruppeM	33.442	1	999	GruppeM Racing Team	2:04.755	2:04.859	0.103
2	86	OD Raci	25.022	7	Team WR	29.288	999	GruppeM	36.982	7	Team WR	33.521	2	7	Team WRT	2:04.981	2:05.441	0.459
3	38	Spirit	25.045	86	OD Raci	29.377	7	Team WR	37.045	37	BBT	33.593	3	86	OD Racing Team	2:05.114	2:05.393	0.279
4	13	Milesto	25.050	91	FIST -	29.379	13	Milesto	37.184	39	Spirit	33.619	4	13	Milestone Racing	2:05.390	2:05.564	0.174
5	1	FFF Rac	25.084	13	Milesto	29.386	6	Team Au	37.260	38	Spirit	33.668	5	6	Team Audi R8 LMS Cup	2:05.599	2:05.746	0.146
6	91	FIST -	25.088	888	GruppeM	29.445	39	Spirit	37.305	5	Audi Ho	33.719	6	37	BBT	2:05.668	2:05.943	0.275
7	6	Team Au	25.105	6	Team Au	29.456	888	GruppeM	37.318	86	OD Raci	33.760	7	39	Spirit of Race SA	2:05.736	2:05.952	0.216
8	7	Team WR	25.127	5	Audi Ho	29.504	38	Spirit	37.363	13	Milesto	33.769	8	38	Spirit of Race SA	2:05.752	2:06.034	0.282
9	999	GruppeM	25.140	39	Spirit	29.600	2	FFF Rac	37.378	6	Team Au	33.778	9	91	FIST - Team AAI	2:05.818	2:06.148	0.330
10	5	Audi Ho	25.164	37	BBT	29.625	91	FIST -	37.401	99	Craft B	33.831	10	888	GruppeM Racing Team	2:05.857	2:06.203	0.346
11	39	Spirit	25.211	38	Spirit	29.675	37	BBT	37.442	98	Arrows	33.866	11	5	Audi Hong Kong	2:05.877	2:06.398	0.520
12	888	GruppeM	25.216	99	Craft B	29.739	5	Audi Ho	37.490	888	GruppeM	33.877	12	99	Craft Bamboo Racing	2:06.384	2:06.789	0.405
13	99	Craft B	25.293	66	Vincenz	29.781	99	Craft B	37.521	66	Vincenz	33.905	13	2	FFF Racing Team By ACM	2:06.521	2:06.815	0.294
14	66	Vincenz	25.309	88	Craft B	29.783	66	Vincenz	37.559	91	FIST -	33.949	14	66	Vincenzo Sospiri Racing SRL	2:06.554	2:06.833	0.278
15	98	Arrows	25.328	2	FFF Rac	29.814	1	FFF Rac	37.677	2	FFF Rac	33.963	15	1	FFF Racing Team By ACM	2:06.614	2:07.053	0.438
16	88	Craft B	25.348	98	Arrows	29.844	98	Arrows	37.700	1	FFF Rac	34.005	16	98	Arrows Racing	2:06.738	2:07.088	0.349
17	2	FFF Rac	25.365	1	FFF Rac	29.848	88	Craft B	37.731	88	Craft B	34.011	17	88	Craft Bamboo Racing	2:06.873	2:06.999	0.126
18	75	T2 Moto	25.509	19	KCMG	30.099	19	KCMG	37.779	19	KCMG	34.222	18	19	KCMG	2:07.736	2:07.741	0.005
19	19	KCMG	25.636	75	T2 Moto	30.402	69	CMRT Eu	38.452	75	T2 Moto	34.402	19	75	T2 Motorsport	2:09.136	2:09.534	0.397
20	69	CMRT Eu	25.869	69	CMRT Eu	30.475	75	T2 Moto	38.823	69	CMRT Eu	34.557	20	69	CMRT Eurasia	2:09.354	2:09.678	0.324
21	117	EKS Mot	27.487	10	EKS Mot	33.305	10	EKS Mot	41.776	10	EKS Mot	37.323	21	10	EKS Motorsports	2:20.140	2:20.182	0.042
22	77	Craft B	27.504	117	EKS Mot	33.422	117	EKS Mot	41.791	77	Craft B	37.411	22	117	EKS Motorsport	2:20.304	2:20.794	0.490
23	89	HubAuto	27.701	89	HubAuto	33.593	77	Craft B	41.849	89	HubAuto	37.536	23	77	Craft Bamboo Racing	2:20.434	2:20.841	0.407
24	10	EKS Mot	27.736	77	Craft B	33.669	89	HubAuto	42.235	117	EKS Mot	37.604	24	89	HubAuto Racing	2:21.065	2:21.754	0.689
25	17	Taiwan	28.247	17	Taiwan	33.780	17	Taiwan	42.840	11	TTR Tea	37.969	25	17	Taiwan Top Speed Racing Te	2:22.886	2:23.392	0.505
26	11	TTR Tea	28.362	11	TTR Tea	33.850	11	TTR Tea	42.967	17	Taiwan	38.019	26	11	TTR Team SARD	2:23.149	2:23.693	0.544
27				12	Clearwa	36.936	12	Clearwa	51.481	12	Clearwa	1:08.982	27	12	Clearwater Racing		3:27.131	
28				90	FIST -	38.094	90	FIST -	51.710	90	FIST -	1:12.052	28	90	FIST - Team AAI		3:27.212	

Weather / Track : Sunny / Dry

Results can be found at www.tsl-timing.com

Sepang International Circuit
Circuit Length = 5.543 km
Start: 15:17 Flag 16:18 End: 16:24

Printed - 16:25 Saturday, 08 April 2017

Blancpain GT Series Asia 2017

RACE 1 - ROUND 1 - DRIVER STATISTICS

POS	NO	CL	PIC	TEAM / DRIVERS	CAR	LAPS	RACE TIME	%	BEST	ON	KPH
1	86	Silver	1	OD Racing Team (MYS)	Audi R8 LMS GT3	26	1:00:54.374				
				Mitchell GILBERT (MYS)		12	29:45.672	48.86	2:05.393	7	159.13
				Adilja PATEL (IND)		14	29:36.778	48.62	2:06.014	15	158.35
2	999	Pro/Am	1	GruppeM Racing Team (HKG)	Mercedes AMG-GT3	26	1:01:03.436				
				Hunter ABBOTT (GBR)		11	28:02.484	45.93	2:07.105	9	156.99
				Raffaele MARCIELLO (ITA)		15	1:20:16.962	131.49	2:04.859	26	159.81
3	91	Silver	2	FIST - Team AAI (TPE)	BMW M6 GT3	26	1:01:12.621				
				Oliver MILLROY (GBR)		12	30:04.543	49.14	2:07.109	10	156.98
				Jesse KROHN (FIN)		14	29:34.858	48.33	2:06.148	19	158.18
4	888	Silver	3	GruppeM Racing Team (HKG)	Mercedes AMG-GT3	26	1:01:14.495				
				Tim SUGDEN (GBR)		11	28:01.526	45.76	2:07.949	10	155.95
				Jules SZYMKOWIAK (NLD)		15	31:37.109	51.63	2:06.203	14	158.11
5	5	Silver	4	Audi Hong Kong (HKG)	Audi R8 LMS GT3	26	1:01:21.259				
				Marchy LEE (HKG)		14	34:19.279	55.94	2:06.427	7	157.83
				Shaun THONG (HKG)		12	25:31.024	41.59	2:06.398	17	157.87
6	39	Pro/Am	2	Spirit of Race SA (CHE)	Ferrari 488 GT3	26	1:01:22.928				
				Xin JIANG (CHN)		10	25:55.915	42.25	2:07.232	9	156.83
				Massimiliano WISER (ITA)		16	33:50.601	55.14	2:05.952	14	158.43
7	88	Silver	5	Craft Bamboo Racing (HKG)	Porsche 911 GT3R	26	1:01:30.327				
				Jules GOUNON (FRA)		12	30:00.829	48.80	2:06.999	7	157.12
				Joel CAMATHIAS (MCO)		14	29:57.156	48.70	2:08.129	16	155.73
8	66	Silver	6	Vincenzo Sospiri Racing SRL (ITA)	Lamborghini Huracan GT3	26	1:01:33.286				
				Martin KODRIC (HRV)		14	29:54.776	48.60	2:06.833	17	157.33
				Sandy STUVIK (THA)		11	28:39.514	46.56	2:07.307	8	156.74
9	13	Pro/Am	3	Milestone Racing (HKG)	Audi R8 LMS GT3	26	1:01:33.647				
				Jingzu SUN (CHN)		10	26:16.974	42.69	2:10.336	6	153.10
				Franky CHENG (CHN)		16	33:42.893	54.77	2:05.564	17	158.92
10	6	Pro/Am	4	Team Audi R8 LMS Cup (HKG)	Audi R8 LMS GT3	26	1:01:33.792				
				Alex AU (HKG)		10	26:01.161	42.26	2:07.759	8	156.19
				Alex YOONG (MYS)		16	33:58.713	55.19	2:05.746	24	158.69
11	7	Pro/Am	5	Team WRT (BEL)	Audi R8 LMS GT3	26	1:01:34.504				
				Jeffrey LEE (TPE)		14	34:53.773	56.67	2:08.316	8	155.51
				Will STEVENS (GBR)		12	25:10.492	40.88	2:05.441	19	159.07
12	38	Pro/Am	6	Spirit of Race SA (CHE)	Ferrari 488 GT3	26	1:01:46.245				
				Nasrat MUZAYYIN (SGP)		10	26:20.711	42.65	2:11.872	8	151.31
				Rui AGUAS (PRT)		16	33:50.222	54.78	2:06.034	25	158.32
13	1	Silver	7	FFF Racing Team By ACM (CHN)	Lamborghini Huracan GT3	26	1:02:01.446				
				Aidan READ (AUS)		11	28:03.683	45.24	2:07.430	8	156.59
				Alberto DI FOLCO (ITA)		15	51:53.784	83.67	2:07.053	18	157.05
14	37	Pro/Am	7	BBT (CHN)	Ferrari 488 GT3	26	1:02:02.168				
				Anthony LIU (CHN)		13	32:07.783	51.79	2:06.495	11	157.75
				Davide RIZZO (HKG)		13	45:02.426	72.60	2:05.943	17	158.44
15	98	Pro/Am	8	Arrows Racing (MYS)	Porsche 911 GT3R	26	1:02:07.741				
				Philip MA (HKG)		10	26:19.735	42.38	2:11.233	8	152.05
				Fairuz FAUZY (MYS)		16	34:06.649	54.90	2:07.088	24	157.01
16	2	Pro/Am	9	FFF Racing Team By ACM (CHN)	Lamborghini Huracan GT3	26	1:02:08.091				
				Junhan ZHU (CHN)		10	26:27.368	42.58	2:13.198	8	149.81
				Ho-Pin TUNG (CHN)		16	33:58.059	54.67	2:06.815	23	157.35
17	99	Silver	8	Craft Bamboo Racing (HKG)	Porsche 911 GT3R	26	1:02:28.600				
				Darryl O'YOUNG (HKG)		13	32:08.937	51.46	2:06.789	6	157.38
				Peter LI (CHN)		13	28:03.064	44.90	2:07.421	19	156.60
18	19	Am/Am	1	KCMG (HKG)	Audi R8 LMS GT3	26	1:02:28.769				
				Naoto TAKEDA (JPN)		10	26:18.538	42.11	2:11.320	9	151.95
				Takuya SHIRASAKA (JPN)		16	34:35.266	55.36	2:07.741	19	156.21
19	75	Am/Am	2	T2 Motorsport (SGP)	Ferrari 488 GT3	26	1:02:51.659				
				Gregory TEO (SGP)		11	28:30.871	45.36	2:11.345	10	151.92
				David TJIPTOBIANTORO (IDN)		15	32:48.660	52.20	2:09.534	19	154.05

Sepang International Circuit
Circuit Length = 5.543 km
Start: 15:17 Flag 16:18 End: 16:24

Weather / Track : Sunny / Dry

Blancpain GT Series Asia 2017

RACE 1 - ROUND 1 - DRIVER STATISTICS

POS	NO	CL	PIC	TEAM / DRIVERS	CAR	LAPS	RACE TIME	%	BEST	ON	KPH
20	69	Am/Am	3	CMRT Eurasia (SGP) James CAI (CHN) Kenneth LIM (MYS)	Aston Martin Vantage GT3	24	1:01:14.441				
						11	26:58.004	44.03	2:11.266	8	152.01
						13	28:35.108	46.68	2:09.678	14	153.87
21	117	INV	1	EKS Motorsport (MYS) Nazim AZMAN (MYS) Swen HERBERGER (DEU)	Porsche Cayman GT4 Clubsport MR	24	1:01:49.452				
						12	31:48.726	51.46	2:20.794	7	141.72
						12	28:17.214	45.75	2:20.916	20	141.60
22	77	GT4	1	Craft Bamboo Racing (HKG) Jean-Marc MERLIN (FRA) Frank YU (HKG)	Porsche Cayman GT4 Clubsport MR	24	1:01:53.904				
						10	27:14.945	44.02	2:21.559	7	140.96
						14	33:04.913	53.45	2:20.841	21	141.68
23	10	GT4	2	EKS Motorsports (MYS) Byron TONG (HKG) Eric LO (HKG)	Porsche Cayman GT4 Clubsport MR	24	1:01:57.425				
						11	29:37.889	47.83	2:21.704	10	140.81
						13	1:21:37.101	131.73	2:20.182	18	142.34
24	89	GT4	3	HubAuto Racing (TPE) Alan YEO (AUS) Ringo CHONG (SGP)	Porsche Cayman GT4 Clubsport MR	24	1:02:35.196				
						10	27:23.000	43.75	2:24.119	9	138.45
						14	33:26.455	53.43	2:21.754	17	140.76
25	17	GT4	4	Taiwan Top Speed Racing Team (TPE) Jeremy WANG (TPE) Keo CHANG (TPE)	Porsche Cayman GT4 Clubsport MR	24	1:03:04.713				
						11	29:55.006	47.43	2:24.058	9	138.51
						13	31:25.288	49.81	2:23.392	14	139.16
26	11	GT4	5	TTR Team SARD (HKG) Terrence TSE (HKG) Tony FONG (HKG)	Porsche Cayman GT4 Clubsport MR	24	1:03:06.985				
						12	32:17.570	51.16	2:23.693	10	138.87
						12	29:12.759	46.28	2:23.985	20	138.58
27	12	Pro/Am	10	Clearwater Racing (SGP) Richard WEE (SGP) Rob BELL (GBR)	McLaren 650S GT3	1	3:27.131				
						1	3:27.131	100.00	3:27.131	1	96.33
						0	0.000	0.00		0	
28	90	Am/Am	4	FIST - Team AAI (TPE) Jun San CHEN (TPE) Yu LIN (CHN)	BMW M6 GT3	1	3:27.212				
						1	3:27.212	100.00	3:27.212	1	96.30
						0	0.000	0.00		0	

Weather / Track : Sunny / Dry

Sepang International Circuit
Circuit Length = 5.543 km
Start: 15:17 Flag 16:18 End: 16:24

Blancpain GT Series Asia 2017

RACE 1 - ROUND 1 - PIT STOP ANALYSIS

P1	86 Silver	OD Racing Team						Audi R8 LMS GT3
D1: Mitchell GILBERT	Total Stint: 12 Laps - 29:45.672 (48.86%)							Best Lap: 2:05.393 On Lap 7 @ 159.13 kph
D2: Aditja PATEL	Total Stint: 14 Laps - 29:36.778 (48.62%)							Best Lap: 2:06.014 On Lap 15 @ 158.35 kph
STOP	IN TIME	DRIVER IN	STINT TIME	STOP TIME	TOTAL STOP TIME	OUT TIME	DRIVER OUT	
1 -	15:47:30.910	Mitchell GILBERT	29:45.672	1:31.923	1:31.923	15:49:02.833	Aditja PATEL	
-	Finish	Aditja PATEL	29:36.778					
P2	999 Pro/An	GruppeM Racing Team						Mercedes AMG-GT3
D1: Hunter ABBOTT	Total Stint: 11 Laps - 28:02.484 (45.93%)							Best Lap: 2:07.105 On Lap 9 @ 156.99 kph
D2: Raffaele MARCIELLO	Total Stint: 15 Laps							Best Lap: 2:04.859 On Lap 26 @ 159.81 kph
STOP	IN TIME	DRIVER IN	STINT TIME	STOP TIME	TOTAL STOP TIME	OUT TIME	DRIVER OUT	
1 -	15:45:47.722	Hunter ABBOTT	28:02.484	1:33.849	1:33.849	15:47:21.571	Raffaele MARCIELLO	
-	Finish	Raffaele MARCIELLO	31:27.103					
P3	91 Silver	FIST - Team AAI						BMW M6 GT3
D1: Oliver MILLROY	Total Stint: 12 Laps - 30:04.543 (49.14%)							Best Lap: 2:07.109 On Lap 10 @ 156.98 kph
D2: Jesse KROHN	Total Stint: 14 Laps - 29:34.858 (48.33%)							Best Lap: 2:06.148 On Lap 19 @ 158.18 kph
STOP	IN TIME	DRIVER IN	STINT TIME	STOP TIME	TOTAL STOP TIME	OUT TIME	DRIVER OUT	
1 -	15:47:49.781	Oliver MILLROY	30:04.543	1:33.219	1:33.219	15:49:23.000	Jesse KROHN	
-	Finish	Jesse KROHN	29:34.858					
P4	888 Silver	GruppeM Racing Team						Mercedes AMG-GT3
D1: Tim SUGDEN	Total Stint: 11 Laps - 28:01.526 (45.76%)							Best Lap: 2:07.949 On Lap 10 @ 155.95 kph
D2: Jules SZYMKOWIAK	Total Stint: 15 Laps - 31:37.109 (51.63%)							Best Lap: 2:06.203 On Lap 14 @ 158.11 kph
STOP	IN TIME	DRIVER IN	STINT TIME	STOP TIME	TOTAL STOP TIME	OUT TIME	DRIVER OUT	
1 -	15:45:46.764	Tim SUGDEN	28:01.526	1:35.860	1:35.860	15:47:22.624	Jules SZYMKOWIAK	
-	Finish	Jules SZYMKOWIAK	31:37.109					
P5	5 Silver	Audi Hong Kong						Audi R8 LMS GT3
D1: Marchy LEE	Total Stint: 14 Laps - 34:19.279 (55.94%)							Best Lap: 2:06.427 On Lap 7 @ 157.83 kph
D2: Shaun THONG	Total Stint: 12 Laps - 25:31.024 (41.59%)							Best Lap: 2:06.398 On Lap 17 @ 157.87 kph
STOP	IN TIME	DRIVER IN	STINT TIME	STOP TIME	TOTAL STOP TIME	OUT TIME	DRIVER OUT	
1 -	15:52:04.517	Marchy LEE	34:19.279	1:30.955	1:30.955	15:53:35.472	Shaun THONG	
-	Finish	Shaun THONG	25:31.024					
P6	39 Pro/An	Spirit of Race SA						Ferrari 488 GT3
D1: Xin JIANG	Total Stint: 10 Laps - 25:55.915 (42.25%)							Best Lap: 2:07.232 On Lap 9 @ 156.83 kph
D2: Massimiliano WISER	Total Stint: 16 Laps - 33:50.601 (55.14%)							Best Lap: 2:05.952 On Lap 14 @ 158.43 kph
STOP	IN TIME	DRIVER IN	STINT TIME	STOP TIME	TOTAL STOP TIME	OUT TIME	DRIVER OUT	
1 -	15:43:41.153	Xin JIANG	25:55.915	1:36.411	1:36.411	15:45:17.564	Massimiliano WISER	
-	Finish	Massimiliano WISER	33:50.601					
P7	88 Silver	Craft Bamboo Racing						Porsche 911 GT3R
D1: Jules GOUNON	Total Stint: 12 Laps - 30:00.829 (48.8%)							Best Lap: 2:06.999 On Lap 7 @ 157.12 kph
D2: Joel CAMATHIAS	Total Stint: 14 Laps - 29:57.156 (48.7%)							Best Lap: 2:08.129 On Lap 16 @ 155.73 kph
STOP	IN TIME	DRIVER IN	STINT TIME	STOP TIME	TOTAL STOP TIME	OUT TIME	DRIVER OUT	
1 -	15:47:46.067	Jules GOUNON	30:00.829	1:32.341	1:32.341	15:49:18.408	Joel CAMATHIAS	
-	Finish	Joel CAMATHIAS	29:57.156					
P8	66 Silver	Vincenzo Sospiri Racing SRL						Lamborghini Huracan GT3
D1: Martin KODRIC	Total Stint: 14 Laps - 29:54.776 (48.6%)							Best Lap: 2:06.833 On Lap 17 @ 157.33 kph
D2: Sandy STUVIK	Total Stint: 11 Laps - 28:39.514 (46.56%)							Best Lap: 2:07.307 On Lap 8 @ 156.74 kph
STOP	IN TIME	DRIVER IN	STINT TIME	STOP TIME	TOTAL STOP TIME	OUT TIME	DRIVER OUT	
1 -	15:47:47.413	Sandy STUVIK	26:35.859	1:44.341	1:44.341	15:49:31.754	Martin KODRIC	
-	Finish	Martin KODRIC	29:46.769					
P9	13 Pro/An	Milestone Racing						Audi R8 LMS GT3
D1: Jingzu SUN	Total Stint: 10 Laps - 26:16.974 (42.69%)							Best Lap: 2:10.336 On Lap 6 @ 153.10 kph
D2: Franky CHENG	Total Stint: 16 Laps - 33:42.893 (54.77%)							Best Lap: 2:05.564 On Lap 17 @ 158.92 kph
STOP	IN TIME	DRIVER IN	STINT TIME	STOP TIME	TOTAL STOP TIME	OUT TIME	DRIVER OUT	

Weather / Track : Sunny / Dry

Sepang International Circuit
Circuit Length = 5.543 miles
Start: 15:17 Flag 16:18 End: 16:24

Blancpain GT Series Asia 2017

RACE 1 - ROUND 1 - PIT STOP ANALYSIS

1 - 15:44:02.212 Jingzu SUN 26:16.974 1:33.779 1:33.779 15:45:35.991 Franky CHENG
 - Finish Franky CHENG 33:42.893

P10	6 Pro/An	Team Audi R8 LMS Cup	Audi R8 LMS GT3				
D1: Alex AU	Total Stint: 10 Laps - 26:01.161 (42.26%)		Best Lap: 2:07.759 On Lap 8 @ 156.19 kph				
D2: Alex YOONG	Total Stint: 16 Laps - 33:58.713 (55.19%)		Best Lap: 2:05.746 On Lap 24 @ 158.69 kph				
STOP	IN TIME	DRIVER IN	STINT TIME	STOP TIME	TOTAL STOP TIME	OUT TIME	DRIVER OUT

1 - 15:43:46.399 Alex AU 26:01.161 1:33.917 1:33.917 15:45:20.316 Alex YOONG
 - Finish Alex YOONG 33:58.713

P11	7 Pro/An	Team WRT	Audi R8 LMS GT3				
D1: Jeffrey LEE	Total Stint: 14 Laps - 34:53.773 (56.67%)		Best Lap: 2:08.316 On Lap 8 @ 155.51 kph				
D2: Will STEVENS	Total Stint: 12 Laps - 25:10.492 (40.88%)		Best Lap: 2:05.441 On Lap 19 @ 159.07 kph				
STOP	IN TIME	DRIVER IN	STINT TIME	STOP TIME	TOTAL STOP TIME	OUT TIME	DRIVER OUT

1 - 15:52:39.011 Jeffrey LEE 34:53.773 1:30.238 1:30.238 15:54:09.249 Will STEVENS
 - Finish Will STEVENS 25:10.492

P12	38 Pro/An	Spirit of Race SA	Ferrari 488 GT3				
D1: Nasrat MUZAYYIN	Total Stint: 10 Laps - 26:20.711 (42.65%)		Best Lap: 2:11.872 On Lap 8 @ 151.31 kph				
D2: Rui AGUAS	Total Stint: 16 Laps - 33:50.222 (54.78%)		Best Lap: 2:06.034 On Lap 25 @ 158.32 kph				
STOP	IN TIME	DRIVER IN	STINT TIME	STOP TIME	TOTAL STOP TIME	OUT TIME	DRIVER OUT

1 - 15:44:05.949 Nasrat MUZAYYIN 26:20.711 1:35.311 1:35.311 15:45:41.260 Rui AGUAS
 - Finish Rui AGUAS 33:50.222

P13	1 Silver	FFF Racing Team By ACM	Lamborghini Huracan GT3				
D1: Aidan READ	Total Stint: 11 Laps - 28:03.683 (45.24%)		Best Lap: 2:07.430 On Lap 8 @ 156.59 kph				
D2: Alberto DI FOLCO	Total Stint: 15 Laps - 51:53.784 (83.67%)		Best Lap: 2:07.053 On Lap 18 @ 157.05 kph				
STOP	IN TIME	DRIVER IN	STINT TIME	STOP TIME	TOTAL STOP TIME	OUT TIME	DRIVER OUT

1 - 15:45:48.921 Aidan READ 28:03.683 1:38.370 1:38.370 15:47:27.291 Alberto DI FOLCO
 - Finish Alberto DI FOLCO 32:19.392

P14	37 Pro/An	BBT	Ferrari 488 GT3				
D1: Anthony LIU	Total Stint: 13 Laps - 32:07.783 (51.79%)		Best Lap: 2:06.495 On Lap 11 @ 157.75 kph				
D2: Davide RIZZO	Total Stint: 13 Laps - 45:02.426 (72.6%)		Best Lap: 2:05.943 On Lap 17 @ 158.44 kph				
STOP	IN TIME	DRIVER IN	STINT TIME	STOP TIME	TOTAL STOP TIME	OUT TIME	DRIVER OUT

1 - 15:41:26.717 Anthony LIU 23:41.479 1:00.243 1:00.243 15:42:26.960 Anthony LIU
 2 - 15:50:53.264 Anthony LIU 8:26.304 1:31.993 2:32.236 15:52:25.257 Davide RIZZO
 - Finish Davide RIZZO 27:22.149

P15	98 Pro/An	Arrows Racing	Porsche 911 GT3R				
D1: Philip MA	Total Stint: 10 Laps - 26:19.735 (42.38%)		Best Lap: 2:11.233 On Lap 8 @ 152.05 kph				
D2: Fairuz FAUZY	Total Stint: 16 Laps - 34:06.649 (54.9%)		Best Lap: 2:07.088 On Lap 24 @ 157.01 kph				
STOP	IN TIME	DRIVER IN	STINT TIME	STOP TIME	TOTAL STOP TIME	OUT TIME	DRIVER OUT

1 - 15:44:04.973 Philip MA 26:19.735 1:41.357 1:41.357 15:45:46.330 Fairuz FAUZY
 - Finish Fairuz FAUZY 34:06.649

P16	2 Pro/An	FFF Racing Team By ACM	Lamborghini Huracan GT3				
D1: Junhan ZHU	Total Stint: 10 Laps - 26:27.368 (42.58%)		Best Lap: 2:13.198 On Lap 8 @ 149.81 kph				
D2: Ho-Pin TUNG	Total Stint: 16 Laps - 33:58.059 (54.67%)		Best Lap: 2:06.815 On Lap 23 @ 157.35 kph				
STOP	IN TIME	DRIVER IN	STINT TIME	STOP TIME	TOTAL STOP TIME	OUT TIME	DRIVER OUT

1 - 15:44:12.606 Junhan ZHU 26:27.368 1:42.663 1:42.663 15:45:55.269 Ho-Pin TUNG
 - Finish Ho-Pin TUNG 33:58.059

P17	99 Silver	Craft Bamboo Racing	Porsche 911 GT3R				
D1: Darryl O'YOUNG	Total Stint: 13 Laps - 32:08.937 (51.46%)		Best Lap: 2:06.789 On Lap 6 @ 157.38 kph				
D2: Peter LI	Total Stint: 13 Laps - 28:03.064 (44.9%)		Best Lap: 2:07.421 On Lap 19 @ 156.60 kph				
STOP	IN TIME	DRIVER IN	STINT TIME	STOP TIME	TOTAL STOP TIME	OUT TIME	DRIVER OUT

1 - 15:49:54.175 Darryl O'YOUNG 32:08.937 1:33.971 1:33.971 15:51:28.146 Peter LI
 2 - 16:13:00.699 Peter LI 21:32.553 42.627 2:16.598 16:13:43.326 Peter LI
 - Finish Peter LI 6:30.511

Blancpain GT Series Asia 2017

RACE 1 - ROUND 1 - PIT STOP ANALYSIS

P18	19 Am/Ar	KCMG						Audi R8 LMS GT3
D1: Naoto TAKEDA	Total Stint: 10 Laps - 26:18.538 (42.11%)							Best Lap: 2:11.320 On Lap 9 @ 151.95 kph
D2: Takuya SHIRASAKA	Total Stint: 16 Laps - 34:35.266 (55.36%)							Best Lap: 2:07.741 On Lap 19 @ 156.21 kph
STOP	IN TIME	DRIVER IN	STINT TIME	STOP TIME	TOTAL STOP TIME	OUT TIME	DRIVER OUT	
1 -	15:44:03.776	Naoto TAKEDA	26:18.538	1:34.964	1:34.964	15:45:38.740	Takuya SHIRASAKA	
-	Finish	Takuya SHIRASAKA	34:35.266					
P19	75 Am/Ar	T2 Motorsport						Ferrari 488 GT3
D1: Gregory TEO	Total Stint: 11 Laps - 28:30.871 (45.36%)							Best Lap: 2:11.345 On Lap 10 @ 151.92 kph
D2: David TJIPTOBIANTORO	Total Stint: 15 Laps - 32:48.660 (52.2%)							Best Lap: 2:09.534 On Lap 19 @ 154.05 kph
STOP	IN TIME	DRIVER IN	STINT TIME	STOP TIME	TOTAL STOP TIME	OUT TIME	DRIVER OUT	
1 -	15:46:16.109	Gregory TEO	28:30.871	1:32.127	1:32.127	15:47:48.236	David TJIPTOBIANTOR	
-	Finish	David TJIPTOBIANTOR	32:48.660					
P20	69 Am/Ar	CMRT Eurasia						Aston Martin Vantage GT3
D1: James CAI	Total Stint: 11 Laps - 26:58.004 (44.03%)							Best Lap: 2:11.266 On Lap 8 @ 152.01 kph
D2: Kenneth LIM	Total Stint: 13 Laps - 28:35.108 (46.68%)							Best Lap: 2:09.678 On Lap 14 @ 153.87 kph
STOP	IN TIME	DRIVER IN	STINT TIME	STOP TIME	TOTAL STOP TIME	OUT TIME	DRIVER OUT	
1 -	15:48:46.531	James CAI	31:01.293	1:38.039	1:38.039	15:50:24.570	Kenneth LIM	
-	Finish	Kenneth LIM	28:35.108					
P21	117 INV	EKS Motorsport						Porsche Cayman GT4 Clubsport MR
D1: Nazim AZMAN	Total Stint: 12 Laps - 31:48.726 (51.46%)							Best Lap: 2:20.794 On Lap 7 @ 141.72 kph
D2: Swen HERBERGER	Total Stint: 12 Laps - 28:17.214 (45.75%)							Best Lap: 2:20.916 On Lap 20 @ 141.60 kph
STOP	IN TIME	DRIVER IN	STINT TIME	STOP TIME	TOTAL STOP TIME	OUT TIME	DRIVER OUT	
1 -	15:49:33.964	Nazim AZMAN	31:48.726	1:43.511	1:43.511	15:51:17.475	Swen HERBERGER	
-	Finish	Swen HERBERGER	28:17.214					
P22	77 GT4	Craft Bamboo Racing						Porsche Cayman GT4 Clubsport MR
D1: Jean-Marc MERLIN	Total Stint: 10 Laps - 27:14.945 (44.02%)							Best Lap: 2:21.559 On Lap 7 @ 140.96 kph
D2: Frank YU	Total Stint: 14 Laps - 33:04.913 (53.45%)							Best Lap: 2:20.841 On Lap 21 @ 141.68 kph
STOP	IN TIME	DRIVER IN	STINT TIME	STOP TIME	TOTAL STOP TIME	OUT TIME	DRIVER OUT	
1 -	15:45:00.183	Jean-Marc MERLIN	27:14.945	1:34.046	1:34.046	15:46:34.229	Frank YU	
-	Finish	Frank YU	33:04.913					
P23	10 GT4	EKS Motorsports						Porsche Cayman GT4 Clubsport MR
D1: Byron TONG	Total Stint: 11 Laps - 29:37.889 (47.83%)							Best Lap: 2:21.704 On Lap 10 @ 140.81 kph
D2: Eric LO	Total Stint: 13 Laps							Best Lap: 2:20.182 On Lap 18 @ 142.34 kph
STOP	IN TIME	DRIVER IN	STINT TIME	STOP TIME	TOTAL STOP TIME	OUT TIME	DRIVER OUT	
1 -	15:47:23.127	Byron TONG	29:37.889	1:33.164	1:33.164	15:48:56.291	Eric LO	
-	Finish	Eric LO	30:46.372					
P24	89 GT4	HubAuto Racing						Porsche Cayman GT4 Clubsport MR
D1: Alan YEO	Total Stint: 10 Laps - 27:23.000 (43.75%)							Best Lap: 2:24.119 On Lap 9 @ 138.45 kph
D2: Ringo CHONG	Total Stint: 14 Laps - 33:26.455 (53.43%)							Best Lap: 2:21.754 On Lap 17 @ 140.76 kph
STOP	IN TIME	DRIVER IN	STINT TIME	STOP TIME	TOTAL STOP TIME	OUT TIME	DRIVER OUT	
1 -	15:45:08.238	Alan YEO	27:23.000	1:45.741	1:45.741	15:46:53.979	Ringo CHONG	
-	Finish	Ringo CHONG	33:26.455					
P25	17 GT4	Taiwan Top Speed Racing Team						Porsche Cayman GT4 Clubsport MR
D1: Jeremy WANG	Total Stint: 11 Laps - 29:55.006 (47.43%)							Best Lap: 2:24.058 On Lap 9 @ 138.51 kph
D2: Keo CHANG	Total Stint: 13 Laps - 31:25.288 (49.81%)							Best Lap: 2:23.392 On Lap 14 @ 139.16 kph
STOP	IN TIME	DRIVER IN	STINT TIME	STOP TIME	TOTAL STOP TIME	OUT TIME	DRIVER OUT	
1 -	15:47:40.244	Jeremy WANG	29:55.006	1:44.419	1:44.419	15:49:24.663	Keo CHANG	
-	Finish	Keo CHANG	31:25.288					
P26	11 GT4	TTR Team SARD						Porsche Cayman GT4 Clubsport MR
D1: Terrence TSE	Total Stint: 12 Laps - 32:17.570 (51.16%)							Best Lap: 2:23.693 On Lap 10 @ 138.87 kph
D2: Tony FONG	Total Stint: 12 Laps - 29:12.759 (46.28%)							Best Lap: 2:23.985 On Lap 20 @ 138.58 kph
STOP	IN TIME	DRIVER IN	STINT TIME	STOP TIME	TOTAL STOP TIME	OUT TIME	DRIVER OUT	

Weather / Track : Sunny / Dry

Sepang International Circuit
Circuit Length = 5.543 miles
Start: 15:17 Flag 16:18 End: 16:24

Blancpain GT Series Asia 2017

RACE 1 - ROUND 1 - PIT STOP ANALYSIS

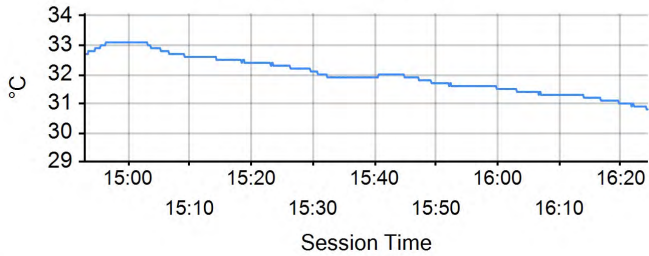
1 -	15:50:02.808	Terrence TSE	32:17.570	1:36.655	1:36.655	15:51:39.463	Tony FONG
-	Finish	Tony FONG	29:12.759				

Blancpain GT Series Asia 2017

RACE 1 - ROUND 1 - WEATHER CONDITIONS

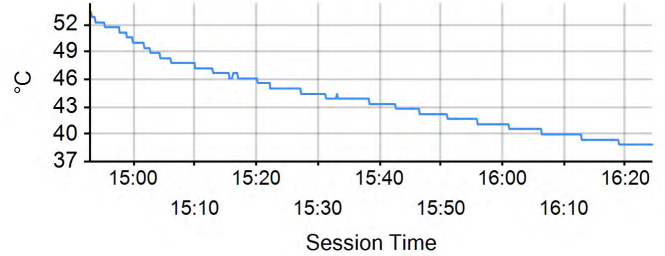
Air Temperature

Min: 30.8°C Max: 33.1°C



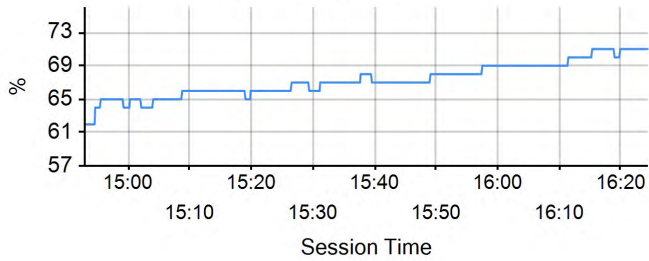
Track Temperature

Min: 38.9°C Max: 53.3°C



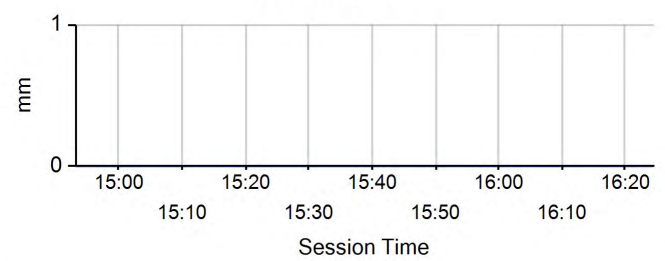
Humidity

Min: 62% Max: 71%



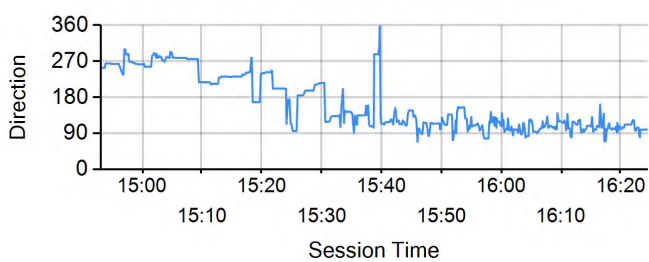
Daily Rainfall

Min: 0mm Max: 0mm



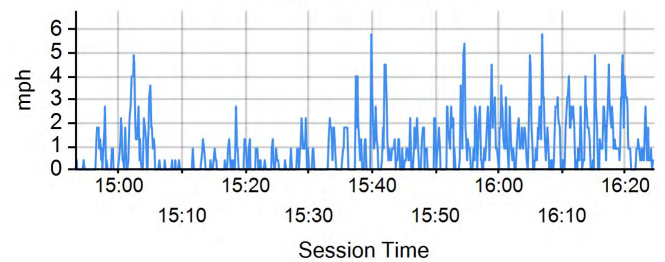
Wind Direction

North = 0/360, East = 90, South = 180, West = 270



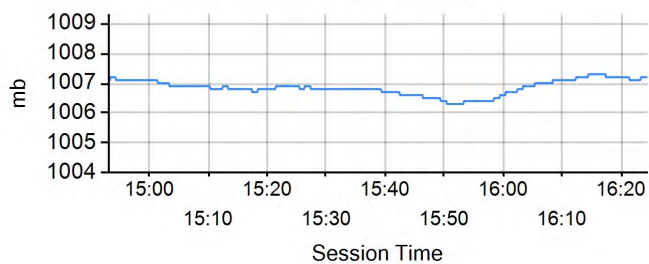
Wind Speed

Min: 0mph Max: 5.8mph



Barometric Pressure

Min: 1006.3mb Max: 1007.3mb



Weather / Track : Sunny / Dry

Results can be found at www.tsl-timing.com

Sepang International Circuit
Circuit Length = 5.543 miles
Start: 15:17 Flag 16:18 End: 16:24

Printed - 16:30 Saturday, 08 April 2017

Blancpain GT Series Asia 2017

RACE 2 - ROUND 2 - GRID (60 minutes) - FINAL

ROW 14	27	11 TTR Team SARD Eric Lo 2:19.832	Keo Chang 2:21.109
ROW 13	25	10 EKS Motorsports Swen Herberger 2:18.566	26 17 Taiwan Top Speed Racing Team Ringo Chong 2:19.095
ROW 12	23	117 EKS Motorsport Martin Rump	24 89 HubAuto Racing Frank Yu 2:18.483
ROW 11	21	18 KCMG Kenneth Lim 2:08.920	22 77 Craft Bamboo Racing Raffaele Marciello
ROW 10	19	69 CMRT Eurasia Takuya Shirasaka 2:07.214	20 999 GruppeM Racing Team Peter Li 2:07.272
ROW 9	17	19 KCMG Joel Camathias 2:06.511	18 99 Craft Bamboo Racing David Tjptobiantoro 2:07.030
ROW 8	15	88 Craft Bamboo Racing Alberto Di Folco 2:05.151	16 75 T2 Motorsport Fairuz Fauzy 2:05.826
ROW 7	13	1 FFF Racing Team By ACM Martin Kodric 2:05.030	14 98 Arrows Racing Massimiliano Wiser 2:05.119
ROW 6	11	66 Vincenzo Sospiri Racing SRL Jesse Krohn 2:04.615	12 39 Spirit of Race SA Shaun Thong 2:04.803
ROW 5	9	91 FIST - Team AAI Jules Szymkowiak 2:04.371	10 5 Audi Hong Kong Aditya Patel 2:04.505
ROW 4	7	888 GruppeM Racing Team Ho-Pin Tung 2:04.171	8 86 OD Racing Team Davide Rizzo 2:04.299
ROW 3	5	2 FFF Racing Team By ACM Franky Cheng 2:04.075	6 37 BBT Rui Aguas 2:04.151
ROW 2	3	13 Milestone Racing Alex Yoong 2:03.248	4 38 Spirit of Race SA Will Stevens 2:03.462
ROW 1	1	6 Team Audi R8 LMS Cup	2 7 Team WRT
Pole			

Sepang International Circuit
Circuit Length = 5.543 km

Race Director : Ravin	Stewards :	Timekeeper :
-----------------------	------------	--------------

Blancpain GT Series Asia 2017

RACE 2 - ROUND 2 - CLASSIFICATION

POS	NO	CL	PIC	TEAM / DRIVERS	CAR	LAPS	TIME	GAP	DIFF	KPH	BEST	ON
1	37	Pro/Am	1	BBT (CHN) Anthony LIU (CHN) / Davide RIZZO (HKG)	Ferrari 488 GT3	27	1:00:04.371			149.47	2:05.575	17
2	86	Silver	1	OD Racing Team (MYS) Mitchell GILBERT (MYS) / Aditja PATEL (IND)	Audi R8 LMS GT3	27	1:00:31.069	26.697	26.697	148.38	2:05.658	23
3	5	Silver	2	Audi Hong Kong (HKG) Marchy LEE (HKG) / Shaun THONG (HKG)	Audi R8 LMS GT3	27	1:00:33.727	29.355	2.658	148.27	2:06.396	15
4	999	Pro/Am	2	GruppeM Racing Team (HKG) Hunter ABBOTT (GBR) / Raffaele MARCIELLO (ITA)	Mercedes AMG-GT3	27	1:00:40.619	36.247	6.891	147.99	2:05.494	8
5	888	Silver	3	GruppeM Racing Team (HKG) Tim SUGDEN (GBR) / Jules SZYMOWIAK (NLD)	Mercedes AMG-GT3	27	1:00:47.297	42.926	6.678	147.72	2:06.476	5
6	1	Silver	4	FFF Racing Team By ACM (CHN) Aidan READ (AUS) / Alberto DI FOLCO (ITA)	Lamborghini Huracan GT3	27	1:00:51.559	47.187	4.261	147.54	2:06.761	3
7	88	Silver	5	Craft Bamboo Racing (HKG) Jules GOUNON (FRA) / Joel CAMATHIAS (MCO)	Porsche 911 GT3R	27	1:00:53.239	48.867	1.680	147.47	2:06.861	13
8	7	Pro/Am	3	Team WRT (BEL) Jeffrey LEE (TPE) / Will STEVENS (GBR)	Audi R8 LMS GT3	27	1:00:55.108	50.736	1.868	147.40	2:06.025	7
9	6	Pro/Am	4	Audi R8 LMS Cup (HKG) Alex AU (HKG) / Alex YOONG (MYS)	Audi R8 LMS GT3	27	1:00:56.382	52.010	1.274	147.35	2:05.476	4
10	39	Pro/Am	5	Spirit of Race SA (CHE) Xin JIANG (CHN) / Massimiliano WISER (ITA)	Ferrari 488 GT3	27	1:00:57.887	53.515	1.504	147.29	2:05.957	5
11	99	Silver	6	Craft Bamboo Racing (HKG) Darryl O'YOUNG (HKG) / Peter LI (CHN)	Porsche 911 GT3R	27	1:01:02.224	57.852	4.337	147.11	2:07.537	15
12	13	Pro/Am	6	Milestone Racing (HKG) Jingzu SUN (CHN) / Franky CHENG (CHN)	Audi R8 LMS GT3	27	1:01:18.893	1:14.521	16.669	146.45	2:05.612	5
13	18	Pro/Am	7	KCMG (HKG) Sanghui Rick YOON (HKG) / Martin RUMP (EST)	Audi R8 LMS GT3	27	1:01:21.036	1:16.664	2.143	146.36	2:06.259	4
14	75	Am/Am	1	T2 Motorsport (SGP) Gregory TEO (SGP) / David TJIPTOBIANTORO (IDN)	Ferrari 488 GT3	27	1:01:45.452	1:41.080	24.415	145.40	2:07.841	7
15	19	Am/Am	2	KCMG (HKG) Naoto TAKEDA (JPN) / Takuya SHIRASAKA (JPN)	Audi R8 LMS GT3	27	1:01:48.971	1:44.599	3.519	145.26	2:08.338	9
16	66	Silver	7	Vincenzo Sospiri Racing SRL (ITA) Martin KODRIC (HRV) / Sandy STUVIK (THA)	Lamborghini Huracan GT3	27	1:01:52.449	1:48.077	3.478	145.12	2:06.276	9
17	98	Pro/Am	8	Arrows Racing (MYS) Phillip MA (HKG) / Fairuz FAUZY (MYS)	Porsche 911 GT3R	27	1:01:58.164	1:53.792	5.714	144.90	2:07.050	6
18	38	Pro/Am	9	Spirit of Race SA (CHE) Nasrat MUZAYYIN (SGP) / Rui AGUAS (PRT)	Ferrari 488 GT3	27	1:02:06.206	2:01.834	8.042	144.59	2:05.527	3
19	69	Am/Am	3	CMRT Eurasia (SGP) James CAI (CHN) / Kenneth LIM (MYS)	Aston Martin Vantage GT3	27	1:02:09.553	2:05.181	3.347	144.46	2:09.417	4
20	117	INV	1	EKS Motorsport (MYS) Nazim AZMAN (MYS) / Swen HERBERGER (DEU)	Porsche Cayman GT4 Clubspor	25	1:02:09.460	2 Laps	2 Laps	133.76	2:20.134	5
21	10	GT4	1	EKS Motorsports (MYS) Byron TONG (HKG) / Eric LO (HKG)	Porsche Cayman GT4 Clubspor	24	1:00:09.770	3 Laps	1 Lap	132.67	2:20.141	4
22	77	GT4	2	Craft Bamboo Racing (HKG) Jean-Marc MERLIN (FRA) / Frank YU (HKG)	Porsche Cayman GT4 Clubspor	24	1:00:10.316	3 Laps	0.545	132.65	2:21.137	5
23	89	GT4	3	HubAuto Racing (TPE) Alan YEO (AUS) / Ringo CHONG (SGP)	Porsche Cayman GT4 Clubspor	24	1:00:58.618	3 Laps	48.302	130.90	2:21.691	5
24	11	GT4	4	TTR Team SARD (HKG) Terrence TSE (HKG) / Tony FONG (HKG)	Porsche Cayman GT4 Clubspor	24	1:01:15.719	3 Laps	17.100	130.29	2:23.658	3
25	17	GT4	5	Taiwan Top Speed Racing Team (TPE) Jeremy WANG (TPE) / Keo CHANG (TPE)	Porsche Cayman GT4 Clubspor	24	1:01:40.148	3 Laps	24.428	129.43	2:21.638	5
26	91	Silver	8	FIST - Team AAI (TPE) Oliver MILLROY (GBR) / Jesse KROHN (FIN)	BMW M6 GT3	21	48:35.139	6 Laps	3 Laps	143.74	2:06.477	4
27	2	Pro/Am	10	FFF Racing Team By ACM (CHN) Junhan ZHU (CHN) / Ho-Pin TUNG (CHN)	Lamborghini Huracan GT3	21	49:51.253	6 Laps	1:16.114	140.09	2:06.118	4

FASTEST LAP

6	Pro/Am	Audi R8 LMS Cup (HKG) Alex AU (HKG) / Alex YOONG (MYS)	Audi R8 LMS GT3	4	2:05.476	98.81 mph	159.03 kph
86	Silver	OD Racing Team (MYS) Mitchell GILBERT (MYS) / Aditja PATEL (IND)	Audi R8 LMS GT3	23	2:05.658	98.67 mph	158.80 kph
75	Am/Am	T2 Motorsport (SGP) Gregory TEO (SGP) / David TJIPTOBIANTORO (IDN)	Ferrari 488 GT3	7	2:07.841	96.99 mph	156.09 kph

Weather / Track : Sunny / Dry

These results are provisional until the conclusion of any judicial and technical matters.

Sepang International Circuit
Circuit Length = 5.543 km
Start: 11:47 Flag 12:47 End: 12:52

Race Director : Ravin	Stewards :	Timekeeper :
-----------------------	------------	--------------

Blancpain GT Series Asia 2017

RACE 2 - ROUND 2 - CLASSIFICATION

117	INV	EKS Motorsport (MYS) Nazim AZMAN (MYS) / Swen HERBERGER (DEU)	Porsche Cayman GT4 Clubspor	5	2:20.134	88.48 mph	142.39 kph
10	GT4	EKS Motorsports (MYS) Byron TONG (HKG) / Eric LO (HKG)	Porsche Cayman GT4 Clubspor	4	2:20.141	88.47 mph	142.39 kph

Weather / Track : Sunny / Dry

These results are provisional until the conclusion of any judicial and technical matters.

Sepang International Circuit
Circuit Length = 5.543 km
Start: 11:47 Flag 12:47 End: 12:52

Race Director : Ravin

Stewards :

Timekeeper :

Blancpain GT Series Asia 2017

RACE 2 - ROUND 2 - CLASSIFICATION BY CLASS

CLASS : BGT Asia - GT3

POS	NO	NAME	ENTRY	LAPS	TIME	GAP	DIFF	KPH	BEST	ON
1	37	BBT	Ferrari 488 GT3	27	1:00:04.371			149.47	2:05.575	17
2	86	OD Racing Team	Audi R8 LMS GT3	27	1:00:31.069	26.697	26.697	148.38	2:05.658	23
3	5	Audi Hong Kong	Audi R8 LMS GT3	27	1:00:33.727	29.355	2.658	148.27	2:06.396	15
4	999	GruppeM Racing Team	Mercedes AMG-GT3	27	1:00:40.619	36.247	6.891	147.99	2:05.494	8
5	888	GruppeM Racing Team	Mercedes AMG-GT3	27	1:00:47.297	42.926	6.678	147.72	2:06.476	5
6	1	FFF Racing Team By ACM	Lamborghini Huracan GT3	27	1:00:51.559	47.187	4.261	147.54	2:06.761	3
7	88	Craft Bamboo Racing	Porsche 911 GT3R	27	1:00:53.239	48.867	1.680	147.47	2:06.861	13
8	7	Team WRT	Audi R8 LMS GT3	27	1:00:55.108	50.736	1.868	147.40	2:06.025	7
9	6	Audi R8 LMS Cup	Audi R8 LMS GT3	27	1:00:56.382	52.010	1.274	147.35	2:05.476	4
10	39	Spirit of Race SA	Ferrari 488 GT3	27	1:00:57.887	53.515	1.504	147.29	2:05.957	5
11	99	Craft Bamboo Racing	Porsche 911 GT3R	27	1:01:02.224	57.852	4.337	147.11	2:07.537	15
12	13	Milestone Racing	Audi R8 LMS GT3	27	1:01:18.893	1:14.521	16.669	146.45	2:05.612	5
13	18	KCMG	Audi R8 LMS GT3	27	1:01:21.036	1:16.664	2.143	146.36	2:06.259	4
14	75	T2 Motorsport	Ferrari 488 GT3	27	1:01:45.452	1:41.080	24.415	145.40	2:07.841	7
15	19	KCMG	Audi R8 LMS GT3	27	1:01:48.971	1:44.599	3.519	145.26	2:08.338	9
16	66	Vincenzo Sospiri Racing SRL	Lamborghini Huracan GT3	27	1:01:52.449	1:48.077	3.478	145.12	2:06.276	9
17	98	Arrows Racing	Porsche 911 GT3R	27	1:01:58.164	1:53.792	5.714	144.90	2:07.050	6
18	38	Spirit of Race SA	Ferrari 488 GT3	27	1:02:06.206	2:01.834	8.042	144.59	2:05.527	3
19	69	CMRT Eurasia	Aston Martin Vantage GT3	27	1:02:09.553	2:05.181	3.347	144.46	2:09.417	4
20	91	FIST - Team AAI	BMW M6 GT3	21	48:35.139	6 Laps	6 Laps	143.74	2:06.477	4
21	2	FFF Racing Team By ACM	Lamborghini Huracan GT3	21	49:51.253	6 Laps	1:16.114	140.09	2:06.118	4

CLASS : BGT Asia - Silver

POS	NO	NAME	ENTRY	LAPS	TIME	GAP	DIFF	KPH	BEST	ON
1	86	OD Racing Team	Audi R8 LMS GT3	27	1:00:31.069			148.38	2:05.658	23
2	5	Audi Hong Kong	Audi R8 LMS GT3	27	1:00:33.727	2.658	2.658	148.27	2:06.396	15
3	888	GruppeM Racing Team	Mercedes AMG-GT3	27	1:00:47.297	16.228	13.570	147.72	2:06.476	5
4	1	FFF Racing Team By ACM	Lamborghini Huracan GT3	27	1:00:51.559	20.489	4.261	147.54	2:06.761	3
5	88	Craft Bamboo Racing	Porsche 911 GT3R	27	1:00:53.239	22.169	1.680	147.47	2:06.861	13
6	99	Craft Bamboo Racing	Porsche 911 GT3R	27	1:01:02.224	31.154	8.984	147.11	2:07.537	15
7	66	Vincenzo Sospiri Racing SRL	Lamborghini Huracan GT3	27	1:01:52.449	1:21.379	50.225	145.12	2:06.276	9
8	91	FIST - Team AAI	BMW M6 GT3	21	48:35.139	6 Laps	6 Laps	143.74	2:06.477	4

CLASS : BGT Asia - Pro/Am

POS	NO	NAME	ENTRY	LAPS	TIME	GAP	DIFF	KPH	BEST	ON
1	37	BBT	Ferrari 488 GT3	27	1:00:04.371			149.47	2:05.575	17
2	999	GruppeM Racing Team	Mercedes AMG-GT3	27	1:00:40.619	36.247	36.247	147.99	2:05.494	8
3	7	Team WRT	Audi R8 LMS GT3	27	1:00:55.108	50.736	14.488	147.40	2:06.025	7
4	6	Audi R8 LMS Cup	Audi R8 LMS GT3	27	1:00:56.382	52.010	1.274	147.35	2:05.476	4
5	39	Spirit of Race SA	Ferrari 488 GT3	27	1:00:57.887	53.515	1.504	147.29	2:05.957	5
6	13	Milestone Racing	Audi R8 LMS GT3	27	1:01:18.893	1:14.521	21.006	146.45	2:05.612	5
7	18	KCMG	Audi R8 LMS GT3	27	1:01:21.036	1:16.664	2.143	146.36	2:06.259	4
8	98	Arrows Racing	Porsche 911 GT3R	27	1:01:58.164	1:53.792	37.127	144.90	2:07.050	6
9	38	Spirit of Race SA	Ferrari 488 GT3	27	1:02:06.206	2:01.834	8.042	144.59	2:05.527	3

Sepang International Circuit

Circuit Length = 5.543 km

Start: 11:47 Flag 12:47 End: 12:52

Weather / Track : Sunny / Dry

These results are provisional until the conclusion of any judicial and technical matters.

Race Director : Ravin	Stewards :	Timekeeper :
-----------------------	------------	--------------

Blancpain GT Series Asia 2017

RACE 2 - ROUND 2 - CLASSIFICATION BY CLASS

10 2 FFF Racing Team By ACM Lamborghini Huracan GT3 21 49:51.253 6 Laps 6 Laps 140.09 2:06.118 4

CLASS : BGT Asia - Am/Am

POS	NO	NAME	ENTRY	LAPS	TIME	GAP	DIFF	KPH	BEST	ON
1	75	T2 Motorsport	Ferrari 488 GT3	27	1:01:45.452			145.40	2:07.841	7
2	19	KCMG	Audi R8 LMS GT3	27	1:01:48.971	3.519	3.519	145.26	2:08.338	9
3	69	CMRT Eurasia	Aston Martin Vantage GT3	27	1:02:09.553	24.101	20.582	144.46	2:09.417	4

CLASS : BGT Asia - GT4

POS	NO	NAME	ENTRY	LAPS	TIME	GAP	DIFF	KPH	BEST	ON
1	10	EKS Motorsports	Porsche Cayman GT4 Clubsport MR	24	1:00:09.770			132.67	2:20.141	4
2	77	Craft Bamboo Racing	Porsche Cayman GT4 Clubsport MR	24	1:00:10.316	0.545	0.545	132.65	2:21.137	5
3	89	HubAuto Racing	Porsche Cayman GT4 Clubsport MR	24	1:00:58.618	48.847	48.302	130.90	2:21.691	5
4	11	TTR Team SARD	Porsche Cayman GT4 Clubsport MR	24	1:01:15.719	1:05.948	17.100	130.29	2:23.658	3
5	17	Taiwan Top Speed Racing Team	Porsche Cayman GT4 Clubsport MR	24	1:01:40.148	1:30.377	24.428	129.43	2:21.638	5

CLASS : BGT Asia - INV

POS	NO	NAME	ENTRY	LAPS	TIME	GAP	DIFF	KPH	BEST	ON
1	117	EKS Motorsport	Porsche Cayman GT4 Clubsport MR	25	1:02:09.460			133.76	2:20.134	5

FASTEST LAP

6	Pro/Am	Audi R8 LMS Cup	Audi R8 LMS GT3 -	4	2:05.476			98.81 mph	159.03 kph
6	Pro/Am	Audi R8 LMS Cup	Audi R8 LMS GT3 -	4	2:05.476			98.81 mph	159.03 kph
86	Silver	OD Racing Team	Audi R8 LMS GT3 -	23	2:05.658			98.67 mph	158.80 kph
75	Am/Am	T2 Motorsport	Ferrari 488 GT3 -	7	2:07.841			96.99 mph	156.09 kph
117	INV	EKS Motorsport	Porsche Cayman GT4 Clubsport MR -	5	2:20.134			88.48 mph	142.39 kph
10	GT4	EKS Motorsports	Porsche Cayman GT4 Clubsport MR -	4	2:20.141			88.47 mph	142.39 kph

Weather / Track : Sunny / Dry

These results are provisional until the conclusion of any judicial and technical matters.

Sepang International Circuit

Circuit Length = 5.543 km

Start: 11:47 Flag 12:47 End: 12:52

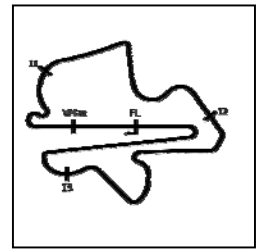
Race Director : Ravin

Stewards :

Timekeeper :

Blancpain GT Series Asia 2017

RACE 2 - ROUND 2 - SECTOR ANALYSIS



SECTOR 1 = FL to I1, SECTOR 2 = I1 to I2 SECTOR 3 = I2 to I3, SECTOR 4 = I3 to FL, DIFF = Difference To Personal Best Lap, P = Crossed Finish Line in Pit Lane, D = Time Disallowed

P1		37 Pro/Am BBT		Ferrari 488 GT3					
IDEAL LAP TIME : 2:05.415		BEST LAP TIME : 2:05.575		DIFFERENCE : 0.159					
D1: Anthony LIU		D2: Davide RIZZO							
LAP	SECTOR 1	SECTOR 2	SECTOR 3	SECTOR 4	SPEED TRAP	LAP TIME	KPH	DIFF	TIME OF DAY
1 - D2	28.856	40.651	1:06.516	1:13.859	200.0	3:34.134	93.18	1:28.559	11:51:07.014
2 - D2	27.657	29.932	37.703	33.950	222.2	2:09.242	154.39	3.667	11:53:16.256
3 - D2	25.289	29.752	37.741	33.766	240.5	2:06.548	157.68	0.972	11:55:22.805
4 - D2	25.219	29.670	37.579	33.745	240.5	2:06.214	158.10	0.638	11:57:29.019
5 - D2	25.155	29.860	37.523	33.812	240.0	2:06.351	157.93	0.775	11:59:35.370
6 - D2	25.396	29.517	37.491	33.871	240.5	2:06.276	158.02	0.700	12:01:41.646
7 - D2	24.956	29.703	37.435	34.153	240.5	2:06.248	158.06	0.672	12:03:47.894
8 - D2	25.081	29.706	37.694	33.914	240.0	2:06.395	157.87	0.820	12:05:54.290
9 - D2	25.191	29.682	38.158	34.073	240.0	2:07.105	156.99	1.530	12:08:01.395
10 - D2	25.290	29.870	38.235	34.176	240.0	2:07.571	156.42	1.995	12:10:08.967
11 - D2	25.218	29.798	38.244	33.882	240.0	2:07.143	156.94	1.567	12:12:16.110
12 - D2	25.200	29.863	37.897	34.059	240.0	2:07.020	157.09	1.444	12:14:23.130
13 - D2	26.042	30.008	38.495	34.047	240.0	2:08.593	155.17	3.017	12:16:31.723
14 - D2	25.488	29.830	37.878	IN PIT	240.0	2:09.090	154.58	3.514	12:18:40.814
15 - D1	OUTLAP	29.659	37.836	33.603		3:35.380	92.64	1:29.804	12:22:16.194
16 - D1	25.238	30.032	37.995	33.641	238.4	2:06.906	157.23	1.331	12:24:23.101
17 - D1	25.066	29.518	37.369	33.621	238.4	2:05.575 (1)	158.90		12:26:28.676
18 - D1	25.159	29.487	37.486	33.812	240.0	2:05.945	158.44	0.369	12:28:34.621
19 - D1	25.939	29.528	37.800	33.893	239.4	2:07.160	156.92	1.585	12:30:41.782
20 - D1	25.478	29.651	37.647	33.992	239.4	2:06.768	157.41	1.193	12:32:48.551
21 - D1	25.138	29.600	37.795	33.810	238.4	2:06.343	157.94	0.768	12:34:54.894
22 - D1	25.266	29.631	37.697	33.842	239.4	2:06.436	157.82	0.861	12:37:01.331
23 - D1	25.247	29.689	37.629	33.826	239.4	2:06.391	157.88	0.816	12:39:07.723
24 - D1	25.204	29.767	37.819	33.799	240.0	2:06.590	157.63	1.014	12:41:14.313
25 - D1	25.452	29.872	37.729	33.838	239.4	2:06.892	157.25	1.316	12:43:21.205
26 - D1	25.403	29.860	38.225	33.947	240.0	2:07.435	156.58	1.859	12:45:28.641
27 - D1	25.491	29.908	38.609	34.602	241.0	2:08.610	155.15	3.034	12:47:37.251

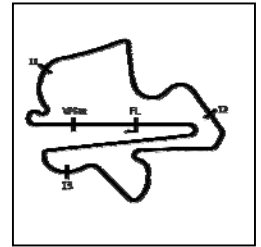
P2		86 Silver OD Racing Team		Audi R8 LMS GT3					
IDEAL LAP TIME : 2:05.322		BEST LAP TIME : 2:05.658		DIFFERENCE : 0.336					
D1: Mitchell GILBERT		D2: Aditja PATEL							
LAP	SECTOR 1	SECTOR 2	SECTOR 3	SECTOR 4	SPEED TRAP	LAP TIME	KPH	DIFF	TIME OF DAY
1 - D2	29.333	40.057	1:06.777	1:12.234	184.3	3:34.282	93.12	1:28.624	11:51:07.162
2 - D2	27.698	30.963	37.650	33.900	222.6	2:10.211	153.24	4.553	11:53:17.373
3 - D2	25.256	29.598	37.956	34.019	239.4	2:06.829	157.33	1.171	11:55:24.203
4 - D2	25.351	29.564	37.941	34.440	238.9	2:07.297	156.75	1.638	11:57:31.500
5 - D2	25.477	29.590	37.818	33.885	240.0	2:06.771	157.40	1.112	11:59:38.271
6 - D2	25.168	30.065	38.427	34.076	238.9	2:07.736	156.21	2.078	12:01:46.008
7 - D2	25.278	29.928	38.316	34.116	239.4	2:07.639	156.33	1.980	12:03:53.647
8 - D2	25.645	29.636	37.798	34.107	240.0	2:07.186	156.89	1.528	12:06:00.834
9 - D2	25.347	29.942	37.640	34.102	241.0	2:07.031	157.08	1.372	12:08:07.865
10 - D2	25.297	29.665	38.074	34.205	238.9	2:07.241	156.82	1.583	12:10:15.107
11 - D2	25.691	29.936	37.896	34.220	240.5	2:07.744	156.20	2.085	12:12:22.851
12 - D2	25.656	30.363	37.616	IN PIT	239.4	2:10.458	152.95	4.800	12:14:33.310
13 - D1	OUTLAP	29.967	38.148	34.147		3:50.263	86.66	1:44.604	12:18:23.573
14 - D1	25.368	29.598	37.074	33.857	236.3	2:05.898	158.49	0.239	12:20:29.471
15 - D1	25.185	29.948	37.373	33.764	237.8	2:06.270	158.03	0.612	12:22:35.742
16 - D1	25.181	30.120	37.857	34.714	237.8	2:07.872	156.05	2.214	12:24:43.615
17 - D1	25.562	30.268	38.036	34.095	237.8	2:07.961	155.94	2.303	12:26:51.576
18 - D1	25.329	29.636	37.146	33.990	238.9	2:06.101	158.24	0.443	12:28:57.678
19 - D1	25.732	30.050	37.376	33.849	238.9	2:07.008	157.11	1.349	12:31:04.686
20 - D1	25.555	30.834	40.444	34.521	239.4	2:11.355	151.91	5.697	12:33:16.041
21 - D1	25.430	29.673	37.168	33.840	237.8	2:06.111	158.23	0.452	12:35:22.153
22 - D1	25.209	30.278	40.480	33.814	238.4	2:09.782	153.75	4.123	12:37:31.935
23 - D1	25.253	29.423	37.120	33.861	237.8	2:05.658 (1)	158.80		12:39:37.593
24 - D1	25.204	30.077	37.087	33.698	237.8	2:06.066	158.28	0.408	12:41:43.660
25 - D1	25.304	29.502	37.032	34.035	237.8	2:05.874	158.52	0.215	12:43:49.534
26 - D1	25.352	30.005	38.125	33.828	237.8	2:07.310	156.74	1.651	12:45:56.845
27 - D1	25.276	29.739	37.732	34.356	237.3	2:07.104	156.99	1.445	12:48:03.949

Weather / Track : Sunny / Dry

Sepang International Circuit
Circuit Length = 5.543 km
Start: 11:47 Flag 12:47 End: 12:52

Blancpain GT Series Asia 2017

RACE 2 - ROUND 2 - SECTOR ANALYSIS



SECTOR 1 = FL to I1, SECTOR 2 = I1 to I2 SECTOR 3 = I2 to I3, SECTOR 4 = I3 to FL, DIFF = Difference To Personal Best Lap, P = Crossed Finish Line in Pit Lane, D = Time Disallowed

P3 5 Silver Audi Hong Kong				Audi R8 LMS GT3					
IDEAL LAP TIME : 2:06.024		BEST LAP TIME : 2:06.396		DIFFERENCE : 0.371					
D1: Marchy LEE		D2: Shaun THONG							
LAP	SECTOR 1	SECTOR 2	SECTOR 3	SECTOR 4	SPEED TRAP	LAP TIME	KPH	DIFF	TIME OF DAY
1 - D2	28.030	39.241	1:07.116	1:10.810	179.7	3:34.794	92.90	1:28.398	11:51:07.673
2 - D2	28.141	31.554	38.011	34.097	227.8	2:11.804	151.39	5.408	11:53:19.477
3 - D2	25.364	29.742	37.669	34.454	240.0	2:07.229	156.84	0.833	11:55:26.707
4 - D2	25.397	29.609	37.694	33.884	240.0	2:06.584 (2)	157.64	0.188	11:57:33.292
5 - D2	25.340	29.628	37.738	34.161	239.4	2:06.867	157.28	0.471	11:59:40.159
6 - D2	25.564	29.820	38.173	34.116	240.5	2:07.674	156.29	1.278	12:01:47.833
7 - D2	25.342	29.800	37.942	34.279	240.5	2:07.364	156.67	0.968	12:03:55.197
8 - D2	25.565	29.830	38.514	34.336	240.5	2:08.246	155.59	1.850	12:06:03.443
9 - D2	25.593	29.805	37.779	34.384	239.4	2:07.561	156.43	1.165	12:08:11.005
10 - D2	25.542	29.819	37.963	34.450	240.5	2:07.775	156.17	1.379	12:10:18.780
11 - D2	25.408	30.090	37.960	34.461	239.4	2:07.920	155.99	1.524	12:12:26.700
12 - D2	25.603	30.228	39.394	IN PIT	240.0	2:12.406 P	150.70	6.010	12:14:39.107
13 - D1	OUTLAP	30.125	37.317	34.084		3:40.115	90.65	1:33.719	12:18:19.222
14 - D1	25.450	30.348	37.554	34.147	237.3	2:07.500	156.50	1.104	12:20:26.722
15 - D1	25.284	29.837	37.376	33.898	237.8	2:06.396 (1)	157.87		12:22:33.118
16 - D1	26.019	30.493	38.081	34.636	237.8	2:09.229	154.41	2.833	12:24:42.348
17 - D1	25.379	30.128	37.291	34.025	238.9	2:06.824 (3)	157.34	0.428	12:26:49.172
18 - D1	25.443	29.759	37.548	34.374	239.4	2:07.125	156.96	0.729	12:28:56.297
19 - D1	25.279	30.279	37.815	34.136	238.9	2:07.509	156.49	1.113	12:31:03.807
20 - D1	25.561	29.925	37.697	34.044	238.9	2:07.227	156.84	0.831	12:33:11.034
21 - D1	25.240	29.785	38.800	34.175	237.8	2:08.000	155.89	1.604	12:35:19.035
22 - D1	25.485	29.827	37.683	34.069	238.4	2:07.065	157.04	0.669	12:37:26.100
23 - D1	25.289	29.862	37.850	34.153	237.8	2:07.154	156.93	0.758	12:39:33.255
24 - D1	25.563	30.669	37.913	34.207	237.8	2:08.353	155.46	1.957	12:41:41.608
25 - D1	25.359	29.873	38.115	34.097	238.4	2:07.445	156.57	1.049	12:43:49.053
26 - D1	25.426	30.176	39.062	34.169	237.8	2:08.833	154.88	2.437	12:45:57.887
27 - D1	25.435	30.344	38.293	34.647	239.4	2:08.719	155.02	2.323	12:48:06.607

P4 999 Pro/Am GruppeM Racing Team				Mercedes AMG-GT3					
IDEAL LAP TIME : 2:05.332		BEST LAP TIME : 2:05.494		DIFFERENCE : 0.162					
D1: Hunter ABBOTT		D2: Raffaele MARCIELLO							
LAP	SECTOR 1	SECTOR 2	SECTOR 3	SECTOR 4	SPEED TRAP	LAP TIME	KPH	DIFF	TIME OF DAY
1 - D2	27.491	33.891	1:08.463	1:01.394	216.0	3:36.442	92.19	1:30.948	11:51:09.322
2 - D2	28.387	31.348	37.647	33.773	235.2	2:11.156	152.14	5.662	11:53:20.478
3 - D2	25.389	29.446	37.196	33.621	241.6	2:05.652 (2)	158.80	0.158	11:55:26.131
4 - D2	25.271	29.415	37.649	33.738	239.4	2:06.073	158.27	0.578	11:57:32.205
5 - D2	25.278	29.549	37.609	33.936	240.0	2:06.373	157.90	0.878	11:59:38.578
6 - D2	25.303	29.695	37.384	33.733	241.0	2:06.116	158.22	0.622	12:01:44.694
7 - D2	25.513	30.317	37.984	33.748	242.1	2:07.562	156.43	2.067	12:03:52.257
8 - D2	25.309	29.335	37.134	33.716	239.4	2:05.494 (1)	159.00		12:05:57.752
9 - D2	25.241	29.578	37.303	33.865	240.0	2:05.987 (3)	158.38	0.493	12:08:03.740
10 - D2	25.307	29.409	37.383	34.100	239.4	2:06.199	158.12	0.704	12:10:09.939
11 - D2	25.428	29.444	37.897	33.947	240.5	2:06.717	157.47	1.222	12:12:16.656
12 - D2	25.393	29.496	37.802	34.062	241.0	2:06.754	157.42	1.259	12:14:23.410
13 - D2	25.634	29.379	37.283	33.843	242.1	2:06.140	158.19	0.645	12:16:29.550
14 - D2	25.390	29.485	37.477	33.836	240.5	2:06.188	158.13	0.693	12:18:35.739
15 - D2	25.533	30.022	38.006	IN PIT	241.6	2:10.867 P	152.48	5.373	12:20:46.607
16 - D1	OUTLAP	30.838	38.801	34.481		3:56.573	84.34	1:51.078	12:24:43.180
17 - D1	25.748	30.249	38.503	34.366	239.4	2:08.866	154.84	3.372	12:26:52.047
18 - D1	25.669	29.811	37.828	34.018	240.5	2:07.327	156.71	1.833	12:28:59.374
19 - D1	25.451	30.198	38.371	34.064	240.5	2:08.084	155.79	2.589	12:31:07.459
20 - D1	25.594	29.747	38.955	35.033	240.5	2:09.329	154.29	3.835	12:33:16.789
21 - D1	25.731	30.377	38.723	34.553	240.5	2:09.384	154.22	3.890	12:35:26.174
22 - D1	25.740	30.347	38.959	34.392	236.8	2:09.438	154.16	3.943	12:37:35.612
23 - D1	25.755	29.680	37.898	34.583	238.4	2:07.917	155.99	2.422	12:39:43.529
24 - D1	25.524	29.893	38.124	33.991	240.5	2:07.532	156.46	2.038	12:41:51.062
25 - D1	25.575	29.710	37.660	33.951	238.9	2:06.897	157.25	1.402	12:43:57.959
26 - D1	25.550	29.703	38.015	35.598	240.5	2:08.866	154.84	3.371	12:46:06.826

Weather / Track : Sunny / Dry

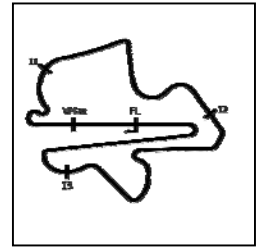
Sepang International Circuit

Circuit Length = 5.543 km

Start: 11:47 Flag 12:47 End: 12:52

Blancpain GT Series Asia 2017

RACE 2 - ROUND 2 - SECTOR ANALYSIS



SECTOR 1 = FL to I1, SECTOR 2 = I1 to I2 SECTOR 3 = I2 to I3, SECTOR 4 = I3 to FL, DIFF = Difference To Personal Best Lap, P = Crossed Finish Line in Pit Lane, D = Time Disallowed
 27 - D1 25.441 29.840 37.485 33.905 240.0 2:06.672 157.53 1.177 12:48:13.498

P5 888 Silver GruppeM Racing Team		Mercedes AMG-GT3							
IDEAL LAP TIME : 2:06.209		BEST LAP TIME : 2:06.476		DIFFERENCE : 0.266					
D1: Tim SUGDEN		D2: Jules SZYMKOWIAK							
LAP	SECTOR 1	SECTOR 2	SECTOR 3	SECTOR 4	SPEED TRAP	LAP TIME	KPH	DIFF	TIME OF DAY
1 - D2	28.922	40.346	1:06.777	1:12.940	203.3	3:34.201	93.15	1:27.725	11:51:07.081
2 - D2	28.117	30.113	37.424	34.022	220.8	2:09.676	153.88	3.200	11:53:16.757
3 - D2	25.346	29.564	37.778	34.084	237.3	2:06.772	157.40	0.295	11:55:23.530
4 - D2	25.326	29.896	37.626	34.114	236.3	2:06.963	157.16	0.486	11:57:30.493
5 - D2	25.358	29.479	37.450	34.189	235.8	2:06.476 (1)	157.77		11:59:36.970
6 - D2	25.669	29.503	37.472	34.457	236.3	2:07.102	156.99	0.625	12:01:44.072
7 - D2	26.037	30.134	37.978	35.009	234.2	2:09.159	154.49	2.682	12:03:53.231
8 - D2	25.564	29.769	37.655	34.066	238.4	2:07.054	157.05	0.578	12:06:00.286
9 - D2	25.361	29.700	37.624	34.037	237.8	2:06.723 (3)	157.46	0.246	12:08:07.009
10 - D2	25.318	29.698	38.424	34.145	237.3	2:07.585	156.40	1.109	12:10:14.595
11 - D2	25.548	30.213	37.643	34.272	237.8	2:07.677	156.29	1.200	12:12:22.272
12 - D2	25.391	29.709	37.794	34.392	237.3	2:07.287	156.76	0.810	12:14:29.559
13 - D2	25.380	29.718	37.632	33.988	237.3	2:06.718 (2)	157.47	0.242	12:16:36.278
14 - D2	25.370	29.733	37.706	34.055	236.8	2:06.865	157.29	0.388	12:18:43.143
15 - D2	25.442	29.790	37.889	IN PIT	237.3	2:10.232 P	153.22	3.755	12:20:53.376
16 - D1	OUTLAP	30.858	39.486	35.002		3:49.181	87.06	1:42.704	12:24:42.557
17 - D1	25.986	30.242	38.469	35.292	235.2	2:09.990	153.50	3.513	12:26:52.547
18 - D1	25.858	30.803	38.163	34.327	239.4	2:09.151	154.50	2.674	12:29:01.699
19 - D1	25.813	30.267	38.726	34.852	237.3	2:09.658	153.90	3.181	12:31:11.357
20 - D1	26.021	30.257	38.037	34.566	236.3	2:08.881	154.83	2.404	12:33:20.239
21 - D1	25.625	30.319	38.599	34.461	237.8	2:09.004	154.68	2.528	12:35:29.244
22 - D1	25.633	30.002	38.399	34.078	237.3	2:08.112	155.76	1.635	12:37:37.356
23 - D1	25.943	29.821	37.941	34.100	237.3	2:07.806	156.13	1.329	12:39:45.162
24 - D1	25.922	29.874	38.396	34.423	238.9	2:08.615	155.15	2.139	12:41:53.778
25 - D1	26.200	30.469	38.979	34.191	238.9	2:09.840	153.68	3.363	12:44:03.618
26 - D1	26.045	29.929	38.005	34.382	234.7	2:08.361	155.45	1.884	12:46:11.980
27 - D1	25.838	29.953	38.277	34.129	236.8	2:08.197	155.65	1.720	12:48:20.177

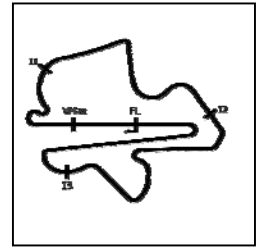
P6 1 Silver FFF Racing Team By ACM		Lamborghini Huracan GT3							
IDEAL LAP TIME : 2:06.660		BEST LAP TIME : 2:06.761		DIFFERENCE : 0.100					
D1: Aidan READ		D2: Alberto DI FOLCO							
LAP	SECTOR 1	SECTOR 2	SECTOR 3	SECTOR 4	SPEED TRAP	LAP TIME	KPH	DIFF	TIME OF DAY
1 - D2	27.952	38.701	1:07.133	1:07.193	191.1	3:35.059	92.78	1:28.297	11:51:07.938
2 - D2	27.801	30.580	37.644	34.413	228.3	2:10.438	152.98	3.677	11:53:18.377
3 - D2	25.312	29.804	37.687	33.957	241.0	2:06.761 (1)	157.42		11:55:25.138
4 - D2	25.344	29.827	37.883	34.226	241.6	2:07.281 (2)	156.77	0.519	11:57:32.419
5 - D2	25.468	29.927	37.830	34.252	241.0	2:07.478	156.53	0.717	11:59:39.897
6 - D2	25.368	30.047	37.773	34.249	241.0	2:07.437	156.58	0.676	12:01:47.335
7 - D2	25.276	30.019	37.942	34.068	243.2	2:07.306	156.74	0.545	12:03:54.641
8 - D2	25.331	29.979	37.915	34.072	241.0	2:07.297 (3)	156.75	0.536	12:06:01.939
9 - D2	25.536	29.902	37.929	34.077	242.6	2:07.444	156.57	0.683	12:08:09.383
10 - D2	25.254	29.895	38.122	34.278	242.6	2:07.550	156.44	0.789	12:10:16.933
11 - D2	25.620	30.703	38.502	34.313	242.6	2:09.138	154.52	2.377	12:12:26.072
12 - D2	25.408	30.121	40.532	34.945	242.1	2:11.007	152.31	4.246	12:14:37.079
13 - D2	25.985	30.341	38.311	IN PIT		2:11.823 P	151.37	5.062	12:16:48.903
14 - D1	OUTLAP	31.306	38.499	34.510		3:39.825	90.77	1:33.064	12:20:28.728
15 - D1	25.560	30.246	38.952	34.164	241.0	2:08.923	154.78	2.162	12:22:37.651
16 - D1	25.503	30.742	38.338	34.546	241.6	2:09.129	154.53	2.368	12:24:46.781
17 - D1	25.592	30.335	38.929	34.211	242.1	2:09.068	154.60	2.307	12:26:55.849
18 - D1	25.581	30.547	38.574	34.363	242.6	2:09.066	154.60	2.305	12:29:04.915
19 - D1	25.688	30.610	38.639	34.642	242.1	2:09.579	153.99	2.818	12:31:14.495
20 - D1	25.602	30.238	38.568	34.325	242.6	2:08.734	155.00	1.973	12:33:23.229
21 - D1	25.454	30.240	38.720	34.414	242.6	2:08.828	154.89	2.067	12:35:32.058
22 - D1	25.687	30.187	38.319	34.409	243.2	2:08.602	155.16	1.840	12:37:40.660
23 - D1	25.807	30.187	38.183	34.206	242.1	2:08.383	155.43	1.622	12:39:49.043
24 - D1	25.443	31.037	38.077	34.368	241.6	2:08.926	154.77	2.165	12:41:57.969
25 - D1	25.668	30.354	38.283	34.347	242.6	2:08.653	155.10	1.892	12:44:06.622

Weather / Track : Sunny / Dry

Sepang International Circuit
 Circuit Length = 5.543 km
 Start: 11:47 Flag 12:47 End: 12:52

Blancpain GT Series Asia 2017

RACE 2 - ROUND 2 - SECTOR ANALYSIS



SECTOR 1 = FL to I1, SECTOR 2 = I1 to I2 SECTOR 3 = I2 to I3, SECTOR 4 = I3 to FL, DIFF = Difference To Personal Best Lap, P = Crossed Finish Line in Pit Lane, D = Time Disallowed

26 - D1	25.624	30.110	38.435	34.659	244.3	2:08.829	154.89	2.068	12:46:15.451
27 - D1	25.618	30.188	38.701	34.479	242.1	2:08.986	154.70	2.225	12:48:24.438

P7		88 Silver Craft Bamboo Racing				Porsche 911 GT3R				
IDEAL LAP TIME : 2:06.630		BEST LAP TIME : 2:06.861				DIFFERENCE : 0.231				
D1: Jules GOUNON		D2: Joel CAMATHIAS								
LAP	SECTOR 1	SECTOR 2	SECTOR 3	SECTOR 4	SPEED TRAP	LAP TIME	KPH	DIFF	TIME OF DAY	
1 - D2	28.159	38.827	1:07.121	1:06.400	186.2	3:35.161	92.74	1:28.300	11:51:08.041	
2 - D2	28.806	32.552	38.686	34.964	230.2	2:15.008	147.80	8.147	11:53:23.049	
3 - D2	25.947	30.687	38.603	34.808	240.5	2:10.045	153.44	3.183	11:55:33.095	
4 - D2	25.392	30.171	38.298	34.412	241.0	2:08.274	155.56	1.412	11:57:41.369	
5 - D2	25.602	30.183	38.082	34.552	238.9	2:08.420	155.38	1.558	11:59:49.789	
6 - D2	25.607	30.239	38.272	34.275	237.8	2:08.394	155.41	1.532	12:01:58.183	
7 - D2	25.755	30.219	38.542	34.384	237.8	2:08.900	154.80	2.038	12:04:07.084	
8 - D2	25.599	30.247	38.283	34.485	238.9	2:08.615	155.15	1.753	12:06:15.699	
9 - D2	25.687	30.236	38.038	34.534	238.4	2:08.496	155.29	1.634	12:08:24.195	
10 - D2	25.926	30.125	38.524	34.828	238.4	2:09.403	154.20	2.542	12:10:33.599	
11 - D2	25.570	30.176	38.663	IN PIT	238.9	2:11.605	P 151.62	4.743	12:12:45.205	
12 - D1	OUTLAP	29.888	38.263	34.387		3:37.168	91.88	1:30.307	12:16:22.373	
13 - D1	25.467	29.829	37.625	33.940	238.4	2:06.861 (1)	157.29		12:18:29.235	
14 - D1	25.468	29.754	37.543	34.129	239.4	2:06.895	(2) 157.25	0.033	12:20:36.130	
15 - D1	25.402	29.981	38.064	34.275	239.4	2:07.722	(3) 156.23	0.860	12:22:43.853	
16 - D1	25.733	30.474	38.150	34.380	241.0	2:08.737	155.00	1.876	12:24:52.591	
17 - D1	25.740	30.221	37.928	34.216	242.1	2:08.105	155.76	1.243	12:27:00.696	
18 - D1	25.627	30.303	38.384	34.252	241.6	2:08.567	155.20	1.705	12:29:09.263	
19 - D1	25.629	30.160	38.085	34.363	240.5	2:08.237	155.60	1.376	12:31:17.501	
20 - D1	25.694	30.374	38.188	34.460	241.6	2:08.717	155.02	1.855	12:33:26.218	
21 - D1	25.608	30.180	38.417	34.825	242.6	2:09.030	154.65	2.168	12:35:35.249	
22 - D1	25.475	30.057	38.149	34.142	241.0	2:07.823	156.11	0.962	12:37:43.072	
23 - D1	25.424	30.103	38.118	34.151	241.0	2:07.796	156.14	0.934	12:39:50.869	
24 - D1	25.790	30.236	38.288	34.217	241.0	2:08.532	155.25	1.670	12:41:59.401	
25 - D1	25.799	30.226	38.098	34.405	241.6	2:08.528	155.25	1.667	12:44:07.930	
26 - D1	25.683	30.343	38.429	34.503	241.6	2:08.959	154.73	2.097	12:46:16.889	
27 - D1	25.773	30.240	38.778	34.437	241.0	2:09.229	154.41	2.367	12:48:26.118	

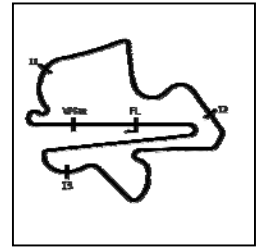
P8		7 Pro/Am Team WRT				Audi R8 LMS GT3				
IDEAL LAP TIME : 2:05.790		BEST LAP TIME : 2:06.025				DIFFERENCE : 0.234				
D1: Jeffrey LEE		D2: Will STEVENS								
LAP	SECTOR 1	SECTOR 2	SECTOR 3	SECTOR 4	SPEED TRAP	LAP TIME	KPH	DIFF	TIME OF DAY	
1 - D2	29.352	40.773	1:06.250	1:16.336	224.0	3:33.749	93.35	1:27.724	11:51:06.629	
2 - D2	27.510	30.120	37.355	34.075	217.7	2:09.060	154.61	3.035	11:53:15.689	
3 - D2	25.526	29.584	37.666	33.882	238.4	2:06.658	157.54	0.633	11:55:22.348	
4 - D2	25.350	29.583	37.525	33.747	238.9	2:06.206	(3) 158.11	0.180	11:57:28.554	
5 - D2	25.340	29.551	37.356	33.834	238.4	2:06.082	(2) 158.26	0.056	11:59:34.636	
6 - D2	25.420	29.460	37.337	34.005	237.3	2:06.222	158.09	0.197	12:01:40.859	
7 - D2	25.325	29.437	37.313	33.949	238.4	2:06.025 (1)	158.33		12:03:46.884	
8 - D2	25.331	29.554	37.444	33.937	238.4	2:06.267	158.03	0.241	12:05:53.151	
9 - D2	25.411	29.594	37.955	34.109	238.9	2:07.069	157.03	1.044	12:08:00.221	
10 - D2	25.320	29.930	37.868	34.062	239.4	2:07.180	156.90	1.155	12:10:07.402	
11 - D2	25.360	29.647	38.416	34.106	239.4	2:07.530	156.47	1.505	12:12:14.932	
12 - D2	25.293	29.608	37.717	34.115	238.9	2:06.733	157.45	0.708	12:14:21.666	
13 - D2	25.387	29.612	37.638	34.024	239.4	2:06.662	157.54	0.637	12:16:28.328	
14 - D2	25.373	29.655	37.850	33.985	239.4	2:06.864	157.29	0.838	12:18:35.192	
15 - D2	25.678	30.043	37.883	IN PIT	239.4	2:10.069	P 153.41	4.044	12:20:45.262	
16 - D1	OUTLAP	31.469	40.010	34.591		3:40.761	90.39	1:34.736	12:24:26.023	
17 - D1	26.246	30.939	39.071	34.351	237.8	2:10.607	152.78	4.582	12:26:36.631	
18 - D1	25.639	30.817	39.898	35.543	237.8	2:11.898	151.28	5.873	12:28:48.529	
19 - D1	25.816	30.704	38.904	34.762	237.3	2:10.186	153.27	4.160	12:30:58.716	
20 - D1	26.099	30.581	39.310	34.888	238.4	2:10.878	152.46	4.853	12:33:09.594	
21 - D1	25.794	30.411	40.266	34.680	236.8	2:11.152	152.14	5.127	12:35:20.746	
22 - D1	25.974	30.710	41.025	35.169	238.4	2:12.878	150.17	6.853	12:37:33.625	
23 - D1	25.667	30.465	38.548	34.573	238.4	2:09.253	154.38	3.228	12:39:42.879	
24 - D1	25.583	30.363	40.159	34.421	237.3	2:10.526	152.87	4.501	12:41:53.406	

Weather / Track : Sunny / Dry

Sepang International Circuit
 Circuit Length = 5.543 km
 Start: 11:47 Flag 12:47 End: 12:52

Blancpain GT Series Asia 2017

RACE 2 - ROUND 2 - SECTOR ANALYSIS



SECTOR 1 = FL to I1, SECTOR 2 = I1 to I2 SECTOR 3 = I2 to I3, SECTOR 4 = I3 to FL, DIFF = Difference To Personal Best Lap, P = Crossed Finish Line in Pit Lane, D = Time Disallowed

25 - D1	27.112	30.338	39.279	34.141	233.2	2:10.870	152.47	4.844	12:44:04.276
26 - D1	25.622	30.208	39.579	39.131	239.4	2:14.540	148.31	8.515	12:46:18.816
27 - D1	26.505	30.311	38.125	34.229	240.0	2:09.170	154.48	3.145	12:48:27.987

P9 6 Pro/Am Audi R8 LMS Cup

Audi R8 LMS GT3

IDEAL LAP TIME : 2:05.338

BEST LAP TIME : 2:05.476

DIFFERENCE : 0.137

D1: Alex AU

D2: Alex YOONG

LAP	SECTOR 1	SECTOR 2	SECTOR 3	SECTOR 4	SPEED TRAP	LAP TIME	KPH	DIFF	TIME OF DAY
1 - D2		40.875	1:06.206	1:16.687	228.3	3:33.637	93.40	1:28.160	11:51:06.516
2 - D2	26.507	29.857	37.603	34.676	221.7	2:08.643	155.11	3.167	11:53:15.160
3 - D2	25.146	29.730	37.303	33.853	240.0	2:06.033	158.32	0.556	11:55:21.193
4 - D2	24.975	29.420	37.164	33.916	240.0	2:05.476 (1)	159.03		11:57:26.669
5 - D2	25.091	29.467	37.598	33.779	239.4	2:05.935	158.45	0.459	11:59:32.605
6 - D2	24.990	29.429	37.259	33.875	240.0	2:05.553 (2)	158.93	0.077	12:01:38.159
7 - D2	25.087	29.805	37.626	33.939	241.0	2:06.457	157.79	0.981	12:03:44.616
8 - D2	25.151	29.690	37.686	34.006	240.5	2:06.533	157.70	1.057	12:05:51.150
9 - D2	25.108	29.825	38.081	33.943	241.6	2:06.957	157.17	1.481	12:07:58.108
10 - D2	25.138	29.898	37.775	34.283	240.5	2:07.094	157.00	1.618	12:10:05.202
11 - D2	25.217	30.040	37.650	33.870	239.4	2:06.777	157.39	1.301	12:12:11.980
12 - D2	25.122	29.587	37.561	33.924	239.4	2:06.194	158.12	0.718	12:14:18.175
13 - D2	25.172	29.483	37.205	33.899	238.9	2:05.759 (3)	158.67	0.283	12:16:23.935
14 - D2	25.172	29.600	37.452	34.248	240.0	2:06.472	157.78	0.995	12:18:30.407
15 - D2	25.140	29.591	37.480	IN PIT	240.5	2:07.882 P	156.04	2.405	12:20:38.289
16 - D1	OUTLAP	32.182	39.278	34.374		3:56.039	84.54	1:50.562	12:24:34.328
17 - D1	25.553	30.794	38.667	35.341	238.4	2:10.355	153.08	4.878	12:26:44.683
18 - D1	25.279	30.561	40.586	34.496	238.4	2:10.923	152.41	5.447	12:28:55.606
19 - D1	25.358	30.173	38.106	34.122	238.9	2:07.759	156.19	2.283	12:31:03.366
20 - D1	26.523	30.986	40.426	35.139	239.4	2:13.075	149.95	7.598	12:33:16.441
21 - D1	25.588	30.728	38.602	34.782	239.4	2:09.700	153.85	4.224	12:35:26.142
22 - D1	25.512	30.502	38.721	34.371	238.9	2:09.106	154.56	3.630	12:37:35.248
23 - D1	25.349	29.665	38.349	35.184	238.4	2:08.547	155.23	3.071	12:39:43.796
24 - D1	25.701	30.151	38.845	34.885	236.3	2:09.582	153.99	4.106	12:41:53.379
25 - D1	26.192	30.665	38.894	34.527	237.8	2:10.278	153.17	4.801	12:44:03.657
26 - D1	25.526	29.600	40.643	41.162	237.8	2:16.931	145.72	11.454	12:46:20.588
27 - D1	25.626	29.997	38.319	34.730	238.4	2:08.673	155.08	3.197	12:48:29.261

P10 39 Pro/Am Spirit of Race SA

Ferrari 488 GT3

IDEAL LAP TIME : 2:05.479

BEST LAP TIME : 2:05.957

DIFFERENCE : 0.477

D1: Xin JIANG

D2: Massimiliano WISER

LAP	SECTOR 1	SECTOR 2	SECTOR 3	SECTOR 4	SPEED TRAP	LAP TIME	KPH	DIFF	TIME OF DAY
1 - D2	28.429	38.593	1:07.379	1:09.464	185.2	3:35.291	92.68	1:29.334	11:51:08.170
2 - D2	28.239	30.375	37.542	33.799	228.3	2:09.956	153.55	3.998	11:53:18.126
3 - D2	25.094	29.545	37.726	33.988	238.4	2:06.353 (2)	157.92	0.396	11:55:24.480
4 - D2	25.393	29.838	37.708	33.852	241.0	2:06.791	157.38	0.834	11:57:31.272
5 - D2	25.204	29.676	37.413	33.664	238.4	2:05.957 (1)	158.42		11:59:37.229
6 - D2	25.855	29.812	37.176	34.069	241.6	2:06.912	157.23	0.955	12:01:44.142
7 - D2	26.066	30.727	38.009	34.079	237.8	2:08.881	154.83	2.923	12:03:53.023
8 - D2	25.294	29.756	37.622	34.007	240.0	2:06.680 (3)	157.52	0.723	12:05:59.703
9 - D2	25.355	29.731	37.544	34.124	240.0	2:06.754	157.42	0.797	12:08:06.458
10 - D2	25.421	29.769	38.271	34.176	239.4	2:07.637	156.33	1.680	12:10:14.096
11 - D2	25.401	30.030	37.810	34.087	240.5	2:07.329	156.71	1.371	12:12:21.425
12 - D2	25.556	29.902	37.649	34.198	240.0	2:07.305	156.74	1.348	12:14:28.731
13 - D2	25.507	29.725	37.683	34.025	239.4	2:06.940	157.19	0.983	12:16:35.671
14 - D2	25.354	29.731	37.809	33.989	240.5	2:06.883	157.26	0.926	12:18:42.555
15 - D2	25.430	29.865	37.986	IN PIT	240.5	2:10.161 P	153.30	4.204	12:20:52.717
16 - D1	OUTLAP	31.642	38.719	34.321		4:03.810	81.84	1:57.853	12:24:56.527
17 - D1	25.836	30.536	38.735	34.511	241.0	2:09.618	153.94	3.661	12:27:06.146
18 - D1	25.536	30.211	38.378	34.162	240.5	2:08.287	155.54	2.330	12:29:14.434
19 - D1	25.509	30.351	38.320	34.336	240.5	2:08.516	155.27	2.559	12:31:22.951
20 - D1	25.380	30.235	38.136	34.106	240.5	2:07.858	156.06	1.901	12:33:30.809
21 - D1	25.348	30.091	40.150	34.383	240.0	2:09.972	153.53	4.015	12:35:40.782
22 - D1	26.017	29.910	38.025	33.980	240.5	2:07.933	155.97	1.975	12:37:48.715
23 - D1	25.365	30.620	37.875	34.143	241.0	2:08.004	155.89	2.047	12:39:56.719

Weather / Track : Sunny / Dry

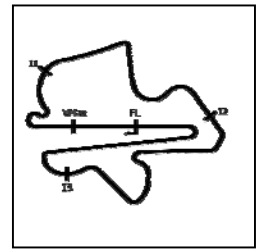
Sepang International Circuit

Circuit Length = 5.543 km

Start: 11:47 Flag 12:47 End: 12:52

Blancpain GT Series Asia 2017

RACE 2 - ROUND 2 - SECTOR ANALYSIS



SECTOR 1 = FL to I1, SECTOR 2 = I1 to I2 SECTOR 3 = I2 to I3, SECTOR 4 = I3 to FL, DIFF = Difference To Personal Best Lap, P = Crossed Finish Line in Pit Lane, D = Time Disallowed

24 - D1	25.488	29.907	37.907	34.071	240.0	2:07.373	156.66	1.416	12:42:04.093
25 - D1	25.591	29.945	38.324	34.073	240.0	2:07.934	155.97	1.977	12:44:12.027
26 - D1	25.555	30.094	38.382	34.567	241.0	2:08.598	155.17	2.641	12:46:20.626
27 - D1	27.350	30.195	38.611	33.984	238.9	2:10.140	153.33	4.183	12:48:30.766

P11 99 Silver Craft Bamboo Racing

Porsche 911 GT3R

IDEAL LAP TIME : 2:07.207

BEST LAP TIME : 2:07.537

DIFFERENCE : 0.330

D1: Darryl O'YOUNG

D2: Peter LI

LAP	SECTOR 1	SECTOR 2	SECTOR 3	SECTOR 4	SPEED TRAP	LAP TIME	KPH	DIFF	TIME OF DAY
1 - D2	29.538	34.383	1:08.065	1:03.900	224.0	3:36.284	92.26	1:28.746	11:51:09.163
2 - D2	28.999	31.704	39.677	34.504	233.7	2:14.885	147.93	7.347	11:53:24.048
3 - D2	25.990	30.398	39.587	34.555	242.6	2:10.531	152.87	2.993	11:55:34.579
4 - D2	25.722	30.190	38.500	34.473	240.5	2:08.885	154.82	1.348	11:57:43.465
5 - D2	25.516	29.913	38.113	34.206	241.0	2:07.749	(2) 156.20	0.211	11:59:51.214
6 - D2	25.574	30.331	38.100	34.357	241.6	2:08.362	155.45	0.824	12:01:59.577
7 - D2	25.694	30.102	38.181	34.444	241.6	2:08.422	155.38	0.884	12:04:07.999
8 - D2	25.613	30.033	38.258	34.388	241.0	2:08.293	155.54	0.755	12:06:16.292
9 - D2	25.722	30.212	38.382	34.415	241.0	2:08.731	155.01	1.194	12:08:25.024
10 - D2	25.698	30.094	38.964	34.591	241.6	2:09.347	154.27	1.810	12:10:34.372
11 - D2	25.821	30.182	38.674	34.807	241.6	2:09.484	154.10	1.947	12:12:43.857
12 - D2	25.855	30.637	38.887	IN PIT	240.5	2:12.459	P 150.64	4.922	12:14:56.317
13 - D1	OUTLAP	30.071	37.889	34.452	3:37.730	91.64	1:30.193	12:18:34.047	
14 - D1	26.540	30.332	39.767	34.372	237.8	2:11.011	152.31	3.474	12:20:45.059
15 - D1	25.350	29.967	38.165	34.055	240.5	2:07.537 (1)	156.46		12:22:52.597
16 - D1	25.571	30.504	38.232	34.278	240.5	2:08.585	155.18	1.048	12:25:01.183
17 - D1	25.611	30.185	39.723	34.378	241.6	2:09.898	153.61	2.360	12:27:11.081
18 - D1	25.360	30.031	38.316	34.219	240.0	2:07.927	(3) 155.98	0.390	12:29:19.008
19 - D1	25.852	29.943	38.355	34.415	242.1	2:08.565	155.21	1.027	12:31:27.574
20 - D1	25.718	30.031	38.143	34.330	240.5	2:08.222	155.62	0.685	12:33:35.797
21 - D1	25.568	30.078	38.186	34.337	241.0	2:08.170	155.68	0.632	12:35:43.967
22 - D1	25.735	30.334	38.571	34.306	241.6	2:08.947	154.75	1.410	12:37:52.914
23 - D1	25.612	30.028	38.441	34.144	239.4	2:08.226	155.62	0.688	12:40:01.140
24 - D1	25.601	29.946	38.273	34.393	240.0	2:08.213	155.63	0.675	12:42:09.354
25 - D1	25.678	29.969	39.212	34.499	240.5	2:09.358	154.25	1.821	12:44:18.712
26 - D1	25.573	30.160	37.905	34.323	240.0	2:07.961	155.94	0.423	12:46:26.674
27 - D1	25.741	30.218	38.286	34.183	241.0	2:08.429	155.37	0.891	12:48:35.103

P12 13 Pro/Am Milestone Racing

Audi R8 LMS GT3

IDEAL LAP TIME : 2:05.457

BEST LAP TIME : 2:05.612

DIFFERENCE : 0.154

D1: Jingzu SUN

D2: Franky CHENG

LAP	SECTOR 1	SECTOR 2	SECTOR 3	SECTOR 4	SPEED TRAP	LAP TIME	KPH	DIFF	TIME OF DAY
1 - D2	29.486	40.976	1:06.151	1:15.670	225.0	3:33.825	93.32	1:28.213	11:51:06.705
2 - D2	26.802	30.052	37.454	34.419	223.1	2:08.727	155.01	3.115	11:53:15.432
3 - D2	25.366	29.451	37.503	34.065	238.9	2:06.386	157.88	0.774	11:55:21.818
4 - D2	25.143	29.498	37.260	33.868	240.0	2:05.770	(2) 158.66	0.158	11:57:27.588
5 - D2	25.298	29.402	37.180	33.731	240.0	2:05.612 (1)	158.86		11:59:33.200
6 - D2	25.210	29.556	37.231	33.825	240.5	2:05.823	(3) 158.59	0.211	12:01:39.023
7 - D2	25.203	29.552	37.242	33.959	240.0	2:05.956	158.42	0.344	12:03:44.980
8 - D2	25.302	29.607	37.536	34.514	241.6	2:06.960	157.17	1.348	12:05:51.940
9 - D2	25.310	29.714	38.283	34.230	240.5	2:07.537	156.46	1.925	12:07:59.478
10 - D2	25.264	29.876	38.011	34.122	240.5	2:07.273	156.78	1.661	12:10:06.752
11 - D2	25.316	29.703	38.045	34.160	240.5	2:07.225	156.84	1.613	12:12:13.977
12 - D2	25.289	29.719	37.650	34.132	240.5	2:06.791	157.38	1.179	12:14:20.768
13 - D2	25.262	29.762	37.722	34.115	240.5	2:06.862	157.29	1.250	12:16:27.630
14 - D2	25.339	29.768	37.727	34.091	241.6	2:06.926	157.21	1.314	12:18:34.556
15 - D2	25.537	29.855	37.873	IN PIT	241.6	2:09.829	P 153.70	4.217	12:20:44.386
16 - D1	OUTLAP	31.683	40.453	35.612	3:44.389	88.92	1:38.777	12:24:28.775	
17 - D1	26.423	31.572	40.473	35.597	236.8	2:14.065	148.84	8.453	12:26:42.841
18 - D1	25.898	31.489	41.433	35.542	237.3	2:14.363	148.51	8.751	12:28:57.204
19 - D1	26.027	31.839	40.696	35.770	239.4	2:14.333	148.54	8.721	12:31:11.537
20 - D1	26.404	31.712	40.705	35.737	237.8	2:14.559	148.29	8.947	12:33:26.096
21 - D1	27.513	32.023	40.500	35.585	240.5	2:15.621	147.13	10.009	12:35:41.718
22 - D1	25.966	31.147	40.973	35.256	240.0	2:13.343	149.64	7.731	12:37:55.061

Weather / Track : Sunny / Dry

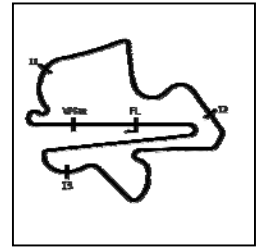
Sepang International Circuit

Circuit Length = 5.543 km

Start: 11:47 Flag 12:47 End: 12:52

Blancpain GT Series Asia 2017

RACE 2 - ROUND 2 - SECTOR ANALYSIS



SECTOR 1 = FL to I1, SECTOR 2 = I1 to I2 SECTOR 3 = I2 to I3, SECTOR 4 = I3 to FL, DIFF = Difference To Personal Best Lap, P = Crossed Finish Line in Pit Lane, D = Time Disallowed

23 - D1	25.755	31.396	39.840	35.094	237.8	2:12.085	151.07	6.473	12:40:07.147
24 - D1	25.986	31.316	39.503	34.932	236.8	2:11.738	151.47	6.126	12:42:18.885
25 - D1	25.792	31.132	39.467	34.754	237.3	2:11.145	152.15	5.533	12:44:30.031
26 - D1	25.695	30.747	40.067	34.686	238.4	2:11.195	152.09	5.583	12:46:41.227
27 - D1	25.772	30.759	39.475	34.538	237.8	2:10.545	152.85	4.933	12:48:51.772

P13 18 Pro/Am KCMG

Audi R8 LMS GT3

IDEAL LAP TIME : 2:06.165

BEST LAP TIME : 2:06.259

DIFFERENCE : 0.094

D1: Sanghwi Rick YOON D2: Martin RUMP

LAP	SECTOR 1	SECTOR 2	SECTOR 3	SECTOR 4	SPEED TRAP	LAP TIME	KPH	DIFF	TIME OF DAY
1 - D2	27.555	34.379	1:08.349	1:02.420	213.0	3:36.499	92.17	1:30.240	11:51:09.379
2 - D2	28.070	31.111	39.795	34.411	238.4	2:13.387	149.60	7.128	11:53:22.766
3 - D2	25.691	29.817	37.511	34.074	239.4	2:07.094	157.00	0.835	11:55:29.860
4 - D2	25.246	29.567	37.512	33.933	238.4	2:06.259 (1)	158.04		11:57:36.119
5 - D2	25.221	29.905	37.916	34.026	240.0	2:07.069 (3)	157.03	0.810	11:59:43.188
6 - D2	25.525	29.844	37.893	34.049	240.5	2:07.312	156.73	1.053	12:01:50.500
7 - D2	25.238	29.946	37.932	34.470	240.0	2:07.587	156.40	1.328	12:03:58.087
8 - D2	25.436	29.993	37.843	34.162	241.0	2:07.434	156.58	1.175	12:06:05.522
9 - D2	25.247	29.910	37.757	34.137	241.0	2:07.052 (2)	157.05	0.793	12:08:12.574
10 - D2	25.808	29.848	37.843	34.031	240.5	2:07.530	156.47	1.271	12:10:20.105
11 - D2	25.153	30.029	38.230	34.251	240.0	2:07.664	156.30	1.405	12:12:27.769
12 - D2	25.508	30.042	38.659	34.795	238.9	2:09.005	154.68	2.746	12:14:36.774
13 - D2	25.438	29.724	37.709	34.210	237.8	2:07.081	157.02	0.822	12:16:43.856
14 - D2	25.610	29.857	37.791	34.175	238.9	2:07.433	156.58	1.174	12:18:51.290
15 - D2	25.587	29.657	37.560	IN PIT	238.4	2:09.346 P	154.27	3.087	12:21:00.637
16 - D1	OUTLAP	30.462	38.468	34.677		3:58.682	83.60	1:52.423	12:24:59.319
17 - D1	25.557	31.740	40.654	35.411	237.3	2:13.362	149.62	7.103	12:27:12.682
18 - D1	25.603	30.348	38.291	34.368	237.3	2:08.610	155.15	2.351	12:29:21.292
19 - D1	25.742	30.950	38.506	35.531	238.4	2:10.730	152.64	4.471	12:31:32.022
20 - D1	26.331	31.584	38.542	35.968	234.7	2:12.425	150.68	6.166	12:33:44.448
21 - D1	25.812	30.588	39.188	34.839	235.2	2:10.428	152.99	4.169	12:35:54.876
22 - D1	25.797	30.564	39.701	35.113	237.3	2:11.175	152.12	4.916	12:38:06.052
23 - D1	25.957	31.426	38.781	35.121	237.3	2:11.286	151.99	5.027	12:40:17.338
24 - D1	25.686	30.725	38.713	35.408	236.8	2:10.533	152.87	4.274	12:42:27.871
25 - D1	25.752	30.519	38.410	34.614	236.8	2:09.295	154.33	3.036	12:44:37.167
26 - D1	25.614	30.209	38.068	34.400	237.8	2:08.291	155.54	2.032	12:46:45.458
27 - D1	26.041	30.381	37.897	34.138	237.3	2:08.457	155.34	2.198	12:48:53.916

P14 75 Am/Am T2 Motorsport

Ferrari 488 GT3

IDEAL LAP TIME : 2:07.713

BEST LAP TIME : 2:07.841

DIFFERENCE : 0.128

D1: Gregory TEO D2: David TJIPTOBIANTORO

LAP	SECTOR 1	SECTOR 2	SECTOR 3	SECTOR 4	SPEED TRAP	LAP TIME	KPH	DIFF	TIME OF DAY
1 - D2	27.476	37.781	1:07.444	1:05.713	217.3	3:35.937	92.41	1:28.096	11:51:08.816
2 - D2	28.809	33.384	39.490	34.303		2:15.987	146.74	8.145	11:53:24.803
3 - D2	25.914	31.018	39.624	34.695	242.1	2:11.251	152.03	3.410	11:55:36.055
4 - D2	25.567	30.550	38.948	34.135	242.1	2:09.201	154.44	1.360	11:57:45.256
5 - D2	25.784	30.821	38.547	34.400	244.3	2:09.552	154.02	1.711	11:59:54.809
6 - D2	26.143	30.877	38.744	34.571	242.6	2:10.335	153.10	2.494	12:02:05.145
7 - D2	25.298	29.860	38.612	34.070	241.0	2:07.841 (1)	156.09		12:04:12.986
8 - D2	25.493	29.871	38.484	34.110	242.1	2:07.959 (2)	155.94	0.117	12:06:20.945
9 - D2	25.412	30.048	38.736	34.145	242.1	2:08.342 (3)	155.48	0.501	12:08:29.287
10 - D2	25.439	30.310	39.067	34.369	242.1	2:09.185	154.46	1.344	12:10:38.473
11 - D2	25.539	30.128	38.605	34.509	241.0	2:08.781	154.95	0.940	12:12:47.255
12 - D2	25.934	30.116	39.159	34.598	243.2	2:09.807	153.72	1.966	12:14:57.063
13 - D2	26.233	30.151	38.669	34.703	243.2	2:09.756	153.78	1.914	12:17:06.819
14 - D2	26.146	30.406	38.953	IN PIT	239.4	2:13.729 P	149.21	5.887	12:19:20.548
15 - D1	OUTLAP	31.972	40.876	35.424		3:48.332	87.39	1:40.491	12:23:08.880
16 - D1	25.947	31.245	39.659	35.073	242.6	2:11.925	151.25	4.084	12:25:20.805
17 - D1	25.667	30.864	39.843	35.169	244.3	2:11.543	151.69	3.702	12:27:32.349
18 - D1	25.983	31.020	40.213	35.361	242.6	2:12.577	150.51	4.736	12:29:44.927
19 - D1	26.193	31.304	39.062	34.714	246.0	2:11.273	152.00	3.432	12:31:56.200
20 - D1	25.623	30.657	39.899	34.920	241.0	2:11.099	152.21	3.258	12:34:07.300
21 - D1	25.536	30.595	39.394	34.596	242.1	2:10.121	153.35	2.280	12:36:17.421

Weather / Track : Sunny / Dry

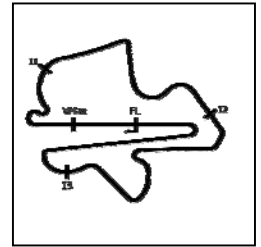
Sepang International Circuit

Circuit Length = 5.543 km

Start: 11:47 Flag 12:47 End: 12:52

Blancpain GT Series Asia 2017

RACE 2 - ROUND 2 - SECTOR ANALYSIS



SECTOR 1 = FL to I1, SECTOR 2 = I1 to I2 SECTOR 3 = I2 to I3, SECTOR 4 = I3 to FL, DIFF = Difference To Personal Best Lap, P = Crossed Finish Line in Pit Lane, D = Time Disallowed

22 - D1	25.797	31.220	40.436	34.938	244.8	2:12.391	150.72	4.550	12:38:29.813
23 - D1	25.479	30.382	38.753	34.561	241.6	2:09.176	154.47	1.334	12:40:38.989
24 - D1	25.691	30.561	38.899	34.307	241.0	2:09.459	154.13	1.618	12:42:48.448
25 - D1	25.610	30.449	38.698	34.438	242.1	2:09.195	154.45	1.354	12:44:57.644
26 - D1	25.603	30.529	39.116	34.471	243.7	2:09.719	153.82	1.878	12:47:07.364
27 - D1	26.057	30.406	39.201	35.302	243.2	2:10.967	152.36	3.125	12:49:18.331

P15 19 Am/Am KCMG

Audi R8 LMS GT3

IDEAL LAP TIME : 2:07.858

BEST LAP TIME : 2:08.338

DIFFERENCE : 0.479

D1: Naoto TAKEDA

D2: Takuya SHIRASAKA

LAP	SECTOR 1	SECTOR 2	SECTOR 3	SECTOR 4	SPEED TRAP	LAP TIME	KPH	DIFF	TIME OF DAY
1 - D2	27.613	37.433	1:08.086	1:04.343	206.5	3:35.958	92.40	1:27.620	11:51:08.838
2 - D2	27.819	31.322	39.771	34.538	235.2	2:13.450	149.52	5.112	11:53:22.288
3 - D2	25.980	30.828	39.651	34.679	237.8	2:11.138	152.16	2.800	11:55:33.427
4 - D2	25.717	30.209	38.326	34.342	237.3	2:08.594	155.17	0.256	11:57:42.022
5 - D2	25.589	30.060	38.254	34.471	237.8	2:08.374 (2)	155.44	0.036	11:59:50.396
6 - D2	25.991	31.108	38.455	34.583	238.4	2:10.138	153.33	1.800	12:02:00.534
7 - D2	25.924	30.320	38.130	34.422	237.3	2:08.796	154.93	0.458	12:04:09.331
8 - D2	25.850	30.292	38.348	34.554	237.3	2:09.044	154.63	0.706	12:06:18.376
9 - D2	25.801	30.086	38.122	34.328	236.8	2:08.338 (1)	155.48		12:08:26.714
10 - D2	25.803	30.032	37.909	34.807	236.8	2:08.552 (3)	155.22	0.213	12:10:35.266
11 - D2	25.955	30.154	38.376	34.683	237.3	2:09.168	154.48	0.830	12:12:44.435
12 - D2	26.060	30.725	38.633	35.092	237.8	2:10.511	152.89	2.173	12:14:54.946
13 - D2	25.866	30.336	38.474	34.883	236.3	2:09.559	154.02	1.221	12:17:04.506
14 - D2	25.885	30.254	38.307	IN PIT	235.8	2:13.569 P	149.39	5.231	12:19:18.076
15 - D1	OUTLAP	31.788	39.738	35.101		3:42.784	89.56	1:34.446	12:23:00.860
16 - D1	26.206	31.154	38.735	34.639	236.3	2:10.735	152.63	2.396	12:25:11.595
17 - D1	26.894	30.883	38.738	34.642	235.8	2:11.157	152.14	2.819	12:27:22.753
18 - D1	25.962	30.573	40.324	35.545	236.8	2:12.404	150.71	4.066	12:29:35.158
19 - D1	26.786	31.307	40.549	35.442	233.2	2:14.084	148.82	5.745	12:31:49.242
20 - D1	26.367	30.768	39.795	35.258	234.2	2:12.189	150.95	3.851	12:34:01.431
21 - D1	26.387	31.084	40.526	35.850	234.7	2:13.847	149.08	5.509	12:36:15.279
22 - D1	26.404	30.862	38.658	34.950	233.2	2:10.875	152.47	2.536	12:38:26.154
23 - D1	26.235	30.522	38.678	34.672	234.7	2:10.108	153.37	1.770	12:40:36.262
24 - D1	26.187	31.268	39.386	35.397	236.3	2:12.238	150.90	3.899	12:42:48.501
25 - D1	26.521	30.682	38.758	34.575	233.7	2:10.536	152.86	2.197	12:44:59.037
26 - D1	25.949	30.697	39.710	34.648	237.3	2:11.005	152.32	2.667	12:47:10.042
27 - D1	26.215	31.734	39.326	34.532	235.8	2:11.807	151.39	3.469	12:49:21.850

P16 66 Silver Vincenzo Sospiri Racing SRL

Lamborghini Huracan GT3

IDEAL LAP TIME : 2:06.080

BEST LAP TIME : 2:06.276

DIFFERENCE : 0.196

D1: Martin KODRIC

D2: Sandy STUVIK

LAP	SECTOR 1	SECTOR 2	SECTOR 3	SECTOR 4	SPEED TRAP	LAP TIME	KPH	DIFF	TIME OF DAY
1 - D1	28.771	38.562	1:07.058	1:10.002	191.1	3:34.825	92.88	1:28.549	11:51:07.705
2 - D1	28.323	43.479	39.048	34.467	224.0	2:25.317	137.31	19.041	11:53:33.022
3 - D1	26.197	32.265	39.776	IN PIT	238.9	2:17.513 P	145.11	11.237	11:55:50.536
4 - D1	OUTLAP	31.089	38.533	34.536		3:08.292	105.97	1:02.016	11:58:58.828
5 - D1	25.550	29.517	37.647	33.903	237.3	2:06.618 (2)	157.59	0.342	12:01:05.446
6 - D1	25.279	29.471	37.855	34.073	238.4	2:06.678	157.52	0.402	12:03:12.125
7 - D1	25.317	30.083	39.245	34.909	239.4	2:09.555	154.02	3.279	12:05:21.680
8 - D1	25.310	29.829	37.993	34.561	239.4	2:07.694	156.27	1.417	12:07:29.374
9 - D1	25.329	29.533	37.426	33.987	238.4	2:06.276 (1)	158.02		12:09:35.650
10 - D1	25.391	29.472	37.714	34.079	238.4	2:06.657 (3)	157.54	0.381	12:11:42.307
11 - D1	25.358	29.583	37.679	34.112	238.4	2:06.733	157.45	0.457	12:13:49.040
12 - D1	25.475	29.573	37.521	34.143	238.4	2:06.713	157.48	0.437	12:15:55.753
13 - D1	25.444	29.645	37.682	34.236	238.9	2:07.007	157.11	0.731	12:18:02.761
14 - D1	25.520	29.806	37.653	34.292	239.4	2:07.271	156.78	0.995	12:20:10.033
15 - D1	25.531	30.107	38.204	IN PIT	238.4	2:10.497 P	152.91	4.221	12:22:20.531
16 - D2	OUTLAP	30.348	38.166	34.348		3:36.630	92.11	1:30.354	12:25:57.161
17 - D2	25.684	30.356	38.111	34.411	239.4	2:08.563	155.21	2.286	12:28:05.724
18 - D2	25.737	29.960	37.895	34.383	238.9	2:07.976	155.92	1.700	12:30:13.700
19 - D2	25.664	30.287	37.909	34.234	238.9	2:08.094	155.78	1.818	12:32:21.795
20 - D2	25.513	29.904	37.883	34.277	238.9	2:07.577	156.41	1.301	12:34:29.372

Weather / Track : Sunny / Dry

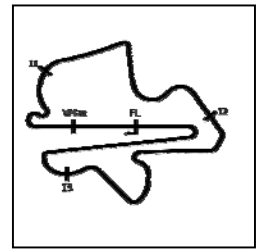
Sepang International Circuit

Circuit Length = 5.543 km

Start: 11:47 Flag 12:47 End: 12:52

Blancpain GT Series Asia 2017

RACE 2 - ROUND 2 - SECTOR ANALYSIS



SECTOR 1 = FL to I1, SECTOR 2 = I1 to I2 SECTOR 3 = I2 to I3, SECTOR 4 = I3 to FL, DIFF = Difference To Personal Best Lap, P = Crossed Finish Line in Pit Lane, D = Time Disallowed

21 - D2	25.539	29.901	37.760	34.846	239.4	2:08.046	155.84	1.770	12:36:37.419
22 - D2	25.548	30.044	37.846	34.260	239.4	2:07.699	156.26	1.423	12:38:45.118
23 - D2	25.687	30.102	37.828	34.208	239.4	2:07.825	156.10	1.549	12:40:52.944
24 - D2	25.639	29.985	38.375	34.287	240.5	2:08.287	155.54	2.011	12:43:01.231
25 - D2	25.694	30.378	38.242	34.079	240.0	2:08.393	155.41	2.117	12:45:09.625
26 - D2	25.733	29.869	37.717	34.467	239.4	2:07.787	156.15	1.511	12:47:17.412
27 - D2	25.631	30.210	37.778	34.296	238.9	2:07.916	155.99	1.640	12:49:25.328

P17 98 Pro/Am Arrows Racing		Porsche 911 GT3R							
IDEAL LAP TIME : 2:06.756		BEST LAP TIME : 2:07.050		DIFFERENCE : 0.293					
D1: Philip MA		D2: Fairuz FAUZY							
LAP	SECTOR 1	SECTOR 2	SECTOR 3	SECTOR 4	SPEED TRAP	LAP TIME	KPH	DIFF	TIME OF DAY
1 - D2	28.737	38.086	1:07.455	1:08.301	191.4	3:35.312	92.67	1:28.262	11:51:08.192
2 - D2	28.656	31.375	37.959	34.023	227.8	2:12.013	151.15	4.963	11:53:20.205
3 - D2	25.994	29.949	37.938	34.181	241.6	2:08.063	155.81	1.013	11:55:28.268
4 - D2	25.353	29.932	37.904	34.049	241.6	2:07.239	156.82	0.188	11:57:35.507
5 - D2	25.300	29.954	38.036	34.075	241.0	2:07.365	156.67	0.315	11:59:42.873
6 - D2	25.442	29.811	37.895	33.901	241.0	2:07.050 (1)	157.06		12:01:49.923
7 - D2	25.317	30.104	37.937	34.010	241.6	2:07.368	156.66	0.318	12:03:57.292
8 - D2	25.453	29.940	37.753	34.055	240.0	2:07.202 (2)	156.87	0.152	12:06:04.494
9 - D2	25.291	29.842	37.889	34.183	242.1	2:07.206 (3)	156.86	0.156	12:08:11.700
10 - D2	25.440	30.189	37.941	34.249	242.6	2:07.819	156.11	0.769	12:10:19.520
11 - D2	25.298	30.109	38.369	34.606	242.1	2:08.382	155.43	1.332	12:12:27.903
12 - D2	25.771	29.967	38.710	34.830	245.4	2:09.278	154.35	2.228	12:14:37.182
13 - D2	25.737	29.886	38.188	34.346	241.0	2:08.157	155.70	1.107	12:16:45.339
14 - D2	25.820	30.201	37.970	34.347	241.6	2:08.339	155.48	1.289	12:18:53.678
15 - D2	25.391	29.929	38.073	IN PIT	241.6	2:11.132	P 152.17	4.082	12:21:04.811
16 - D1	OUTLAP	32.074	39.822	35.552		4:04.268	81.69	1:57.218	12:25:09.079
17 - D1	26.188	31.089	39.538	35.294	238.4	2:12.109	151.04	5.059	12:27:21.189
18 - D1	26.176	31.660	39.994	36.241	238.9	2:14.071	148.83	7.021	12:29:35.261
19 - D1	26.236	31.372	40.342	36.376	237.3	2:14.326	148.55	7.276	12:31:49.587
20 - D1	26.266	31.210	39.837	35.415	237.8	2:12.729	150.34	5.679	12:34:02.316
21 - D1	26.094	31.011	41.684	35.524	238.9	2:14.314	148.56	7.264	12:36:16.630
22 - D1	26.173	31.481	40.340	36.156	238.9	2:14.150	148.74	7.100	12:38:30.781
23 - D1	26.090	30.759	39.091	35.082	237.8	2:11.022	152.30	3.972	12:40:41.804
24 - D1	25.906	30.864	39.929	35.417	239.4	2:12.116	151.03	5.066	12:42:53.921
25 - D1	26.095	30.987	39.534	35.210	238.9	2:11.826	151.37	4.776	12:45:05.748
26 - D1	26.409	30.713	39.103	35.783	239.4	2:12.008	151.16	4.958	12:47:17.757
27 - D1	26.745	30.975	39.776	35.790	228.8	2:13.286	149.71	6.236	12:49:31.043

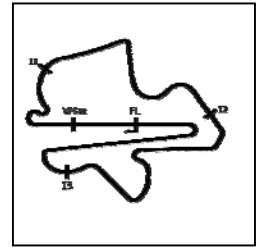
P18 38 Pro/Am Spirit of Race SA		Ferrari 488 GT3							
IDEAL LAP TIME : 2:05.399		BEST LAP TIME : 2:05.527		DIFFERENCE : 0.128					
D1: Nasrat MUZAYYIN		D2: Rui AGUAS							
LAP	SECTOR 1	SECTOR 2	SECTOR 3	SECTOR 4	SPEED TRAP	LAP TIME	KPH	DIFF	TIME OF DAY
1 - D2	28.791	40.927	1:06.169	1:15.019	219.9	3:33.831	93.32	1:28.303	11:51:06.711
2 - D2	26.507	30.054	37.366	33.733	223.1	2:07.660	156.31	2.132	11:53:14.371
3 - D2	24.990	29.550	37.420	33.567	240.5	2:05.527 (1)	158.96		11:55:19.899
4 - D2	25.014	29.626	37.292	33.694	240.5	2:05.627 (2)	158.84	0.099	11:57:25.526
5 - D2	25.197	29.559	37.484	33.641	240.0	2:05.881 (3)	158.52	0.354	11:59:31.408
6 - D2	25.236	29.580	37.699	33.646	240.0	2:06.161	158.16	0.633	12:01:37.570
7 - D2	25.317	29.706	37.538	33.699	241.0	2:06.260	158.04	0.732	12:03:43.831
8 - D2	25.610	29.718	37.545	33.931	240.0	2:06.805	157.36	1.277	12:05:50.636
9 - D2	25.349	29.772	39.303	33.869	241.6	2:08.293	155.54	2.765	12:07:58.930
10 - D2	25.126	29.925	38.263	33.836	242.1	2:07.150	156.93	1.623	12:10:06.080
11 - D2	25.087	29.847	38.466	33.980	241.0	2:07.380	156.65	1.852	12:12:13.461
12 - D2	25.198	29.820	37.843	33.868	241.0	2:06.729	157.45	1.201	12:14:20.191
13 - D2	25.332	29.777	37.687	33.955	241.0	2:06.751	157.43	1.224	12:16:26.942
14 - D2	25.230	30.056	37.913	34.002	241.6	2:07.201	156.87	1.673	12:18:34.144
15 - D2	25.521	29.931	37.769	IN PIT	241.0	2:09.312	P 154.31	3.784	12:20:43.457
16 - D1	OUTLAP	1:15.744	39.745	34.778		4:33.980	72.83	2:28.452	12:25:17.437
17 - D1	26.019	31.610	39.743	34.772	240.0	2:12.144	151.00	6.617	12:27:29.582
18 - D1	26.976	32.054	40.661	35.383	239.4	2:15.074	147.73	9.546	12:29:44.657
19 - D1	26.261	32.351	40.262	34.781	240.0	2:13.655	149.30	8.127	12:31:58.312

Weather / Track : Sunny / Dry

Sepang International Circuit
Circuit Length = 5.543 km
Start: 11:47 Flag 12:47 End: 12:52

Blancpain GT Series Asia 2017

RACE 2 - ROUND 2 - SECTOR ANALYSIS



SECTOR 1 = FL to I1, SECTOR 2 = I1 to I2 SECTOR 3 = I2 to I3, SECTOR 4 = I3 to FL, DIFF = Difference To Personal Best Lap, P = Crossed Finish Line in Pit Lane, D = Time Disallowed

20 - D1	26.554	32.108	40.629	35.650	240.5	2:14.942	147.87	9.414	12:34:13.254
21 - D1	26.128	31.879	39.949	35.067	238.9	2:13.023	150.00	7.495	12:36:26.278
22 - D1	26.057	31.873	39.734	34.652	241.0	2:12.317	150.81	6.789	12:38:38.595
23 - D1	26.145	31.036	39.370	35.024	239.4	2:11.576	151.65	6.048	12:40:50.171
24 - D1	26.061	30.936	39.808	35.169	239.4	2:11.974	151.20	6.446	12:43:02.146
25 - D1	26.243	31.108	40.627	35.257	238.4	2:13.236	149.77	7.708	12:45:15.382
26 - D1	25.997	31.392	39.541	34.720	239.4	2:11.650	151.57	6.123	12:47:27.033
27 - D1	26.113	31.052	39.588	35.298	239.4	2:12.052	151.11	6.524	12:49:39.085

P19 69 Am/Am CMRT Eurasia

Aston Martin Vantage GT3

IDEAL LAP TIME : 2:09.160 BEST LAP TIME : 2:09.417 DIFFERENCE : 0.257
 D1: James CAI D2: Kenneth LIM

LAP	SECTOR 1	SECTOR 2	SECTOR 3	SECTOR 4	SPEED TRAP	LAP TIME	KPH	DIFF	TIME OF DAY
1 - D2	27.855	34.192	1:08.161	1:03.173	231.7	3:36.299	92.25	1:26.881	11:51:09.179
2 - D2	27.987	32.386	39.249	34.878	240.0	2:14.500	148.36	5.082	11:53:23.679
3 - D2	26.202	31.256	39.345	34.910	237.8	2:11.714	151.50	2.296	11:55:35.393
4 - D2 25.742	30.566	38.395	34.714	34.714	237.8	2:09.417 (1)	154.18		11:57:44.811
5 - D2	25.967	30.650	38.292	34.921	238.4	2:09.830 (2)	153.69	0.412	11:59:54.642
6 - D2	26.184	30.591	38.375	35.491	239.4	2:10.641	152.74	1.224	12:02:05.284
7 - D2	26.157	30.487	38.434	34.837	238.9	2:09.916	153.59	0.498	12:04:15.200
8 - D2	26.090	30.428	38.560	34.778	238.4	2:09.856	153.66	0.438	12:06:25.057
9 - D2	25.958	30.658	38.514	34.724	238.4	2:09.855 (3)	153.66	0.437	12:08:34.912
10 - D2	26.327	30.648	38.687	34.740	237.3	2:10.402	153.02	0.984	12:10:45.315
11 - D2	26.318	30.630	39.067	34.702	238.4	2:10.718	152.65	1.300	12:12:56.033
12 - D2	26.185	30.457	38.924	34.892	238.4	2:10.459	152.95	1.041	12:15:06.492
13 - D2	26.053	30.726	38.643	35.030	239.4	2:10.453	152.96	1.035	12:17:16.945
14 - D2	26.319	30.424	38.848	34.960	238.4	2:10.551	152.85	1.133	12:19:27.497
15 - D2	26.132	30.507	38.505	IN PIT	237.8	2:13.441 P	149.54	4.023	12:21:40.938
16 - D1	OUTLAP	30.944	39.314	35.131		3:44.069	89.05	1:34.652	12:25:25.007
17 - D1	26.287	30.813	39.229	35.445	238.4	2:11.774	151.43	2.356	12:27:36.782
18 - D1	26.296	30.828	39.043	34.916	236.8	2:11.083	152.22	1.665	12:29:47.866
19 - D1	26.315	31.419	39.750	35.292	238.4	2:12.777	150.28	3.359	12:32:00.643
20 - D1	26.037	30.837	40.394	35.732	238.4	2:13.000	150.03	3.583	12:34:13.644
21 - D1	26.285	31.588	40.097	36.380	238.9	2:14.350	148.52	4.932	12:36:27.995
22 - D1	26.196	31.000	39.477	35.149	238.4	2:11.823	151.37	2.405	12:38:39.818
23 - D1	26.362	30.809	39.268	35.255	239.4	2:11.694	151.52	2.276	12:40:51.513
24 - D1	26.535	31.608	39.789	35.183	237.3	2:13.115	149.90	3.698	12:43:04.629
25 - D1	26.309	31.243	39.582	35.389	237.8	2:12.523	150.57	3.105	12:45:17.152
26 - D1	26.414	30.994	39.823	35.306	237.8	2:12.537	150.55	3.119	12:47:29.690
27 - D1	26.040	30.965	40.226	35.511	237.8	2:12.742	150.32	3.325	12:49:42.433

P20 117 INV

EKS Motorsport

Porsche Cayman GT4 Clubsport MR

IDEAL LAP TIME : 2:19.370 BEST LAP TIME : 2:20.134 DIFFERENCE : 0.764
 D1: Nazim AZMAN D2: Swen HERBERGER

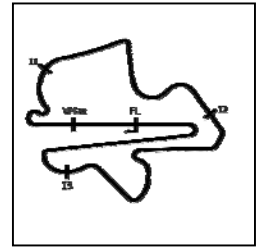
LAP	SECTOR 1	SECTOR 2	SECTOR 3	SECTOR 4	SPEED TRAP	LAP TIME	KPH	DIFF	TIME OF DAY
1 - D2	28.910	35.137	58.018	1:00.691	217.7	3:38.173	91.46	1:18.038	11:51:11.052
2 - D2	28.129	34.054	41.312	37.424	218.6	2:20.920	141.60	0.785	11:53:31.972
3 - D2	28.193	33.028	41.497	37.635	216.8	2:20.353 (2)	142.17	0.219	11:55:52.326
4 - D2	27.706	33.262	41.944	37.505	216.4	2:20.417 (3)	142.11	0.283	11:58:12.744
5 - D2 27.837	33.247	41.543	37.506	37.506	216.4	2:20.134 (1)	142.39		12:00:32.878
6 - D2	27.643	33.154	42.032	37.650	216.0	2:20.480	142.04	0.345	12:02:53.358
7 - D2	27.898	33.217	41.940	37.387	216.0	2:20.442	142.08	0.307	12:05:13.801
8 - D2	27.817	33.333	42.665	37.776	216.0	2:21.591	140.93	1.456	12:07:35.392
9 - D2	27.946	33.447	41.643	37.682	215.5	2:20.718	141.80	0.583	12:09:56.110
10 - D2	28.172	33.354	43.417	38.105	215.5	2:23.049	139.49	2.914	12:12:19.159
11 - D2	28.127	34.040	42.979	37.653	216.8	2:22.799	139.73	2.665	12:14:41.959
12 - D2	27.881	33.316	42.045	IN PIT	215.5	2:22.705 P	139.83	2.571	12:17:04.665
13 - D1	OUTLAP	34.892	42.902	38.617		3:57.385	84.06	1:37.250	12:21:02.050
14 - D1	28.259	33.979	42.622	38.038	217.3	2:22.899	139.64	2.764	12:23:24.949
15 - D1	28.240	33.634	42.542	38.360	219.5	2:22.776	139.76	2.642	12:25:47.726
16 - D1	28.309	33.699	42.944	37.921	217.3	2:22.874	139.66	2.739	12:28:10.600
17 - D1	27.934	34.196	42.527	37.904	218.6	2:22.562	139.97	2.428	12:30:33.162
18 - D1	28.041	33.954	42.459	37.848	218.1	2:22.302	140.22	2.168	12:32:55.465

Weather / Track : Sunny / Dry

Sepang International Circuit
 Circuit Length = 5.543 km
 Start: 11:47 Flag 12:47 End: 12:52

Blancpain GT Series Asia 2017

RACE 2 - ROUND 2 - SECTOR ANALYSIS



SECTOR 1 = FL to I1, SECTOR 2 = I1 to I2 SECTOR 3 = I2 to I3, SECTOR 4 = I3 to FL, DIFF = Difference To Personal Best Lap, P = Crossed Finish Line in Pit Lane, D = Time Disallowed

Lap	D1	D2	S1	S2	S3	S4	Speed	Lap	Diff	Time
19	-D1		28.540	33.961	42.587	38.062	218.6	2:23.151	139.39	12:35:18.616
20	-D1		28.325	33.933	43.895	37.899	218.1	2:24.053	138.52	12:37:42.669
21	-D1		28.577	34.239	42.690	37.866	218.6	2:23.372	139.18	12:40:06.042
22	-D1		28.768	33.722	42.342	38.447	219.0	2:23.279	139.27	12:42:29.321
23	-D1		28.342	34.260	42.909	38.284	218.6	2:23.796	138.77	12:44:53.117
24	-D1		28.480	33.908	43.529	38.637	216.0	2:24.554	138.04	12:47:17.672
25	-D1		28.730	34.053	42.675	39.209	216.0	2:24.667	137.93	12:49:42.339

P21 10 GT4 EKS Motorsports		Porsche Cayman GT4 Clubsport MR								
IDEAL LAP TIME : 2:19.765		BEST LAP TIME : 2:20.141			DIFFERENCE : 0.375					
D1: Byron TONG		D2: Eric LO								
LAP	SECTOR 1	SECTOR 2	SECTOR 3	SECTOR 4	SPEED TRAP	LAP TIME	KPH	DIFF	TIME OF DAY	
1	-D2	28.383	34.818	58.505	1:00.046	217.3	3:38.931	91.14	1:18.790	11:51:11.811
2	-D2	28.170	34.249	43.527	38.128	219.0	2:24.075	138.50	3.934	11:53:35.886
3	-D2	27.894	33.732	41.797	37.403	216.8	2:20.826	141.69	0.685	11:55:56.713
4	-D2	27.542	33.224	42.008	37.366	216.0	2:20.141 (1)	142.39		11:58:16.854
5	-D2	27.747	33.285	41.872	37.597	216.4	2:20.502	142.02	0.361	12:00:37.356
6	-D2	27.636	33.435	41.986	37.597	216.0	2:20.655	141.87	0.514	12:02:58.011
7	-D2	27.451	33.431	41.806	37.575	217.3	2:20.263 (2)	142.26	0.122	12:05:18.275
8	-D2	27.882	33.329	42.367	37.378	217.3	2:20.956	141.56	0.815	12:07:39.232
9	-D2	27.879	33.387	41.724	37.405	216.8	2:20.395 (3)	142.13	0.254	12:09:59.628
10	-D2	27.842	33.366	43.192	37.896	216.8	2:22.297	140.23	2.155	12:12:21.925
11	-D2	28.040	33.524	43.588	38.067	216.0	2:23.220	139.32	3.079	12:14:45.145
12	-D2	27.729	33.234	43.303	37.690	216.8	2:21.957	140.56	1.816	12:17:07.102
13	-D2	27.943	33.752	42.508	IN PIT	217.3	2:24.357 P	138.23	4.216	12:19:31.460
14	-D1	OUTLAP	34.197	42.992	38.960		4:07.566	80.60	1:47.425	12:23:39.026
15	-D1	28.577	34.172	43.302	38.131	213.4	2:24.182	138.39	4.041	12:26:03.209
16	-D1	28.089	33.730	43.103	37.999	216.0	2:22.922	139.62	2.780	12:28:26.131
17	-D1	28.240	33.793	43.159	38.236	215.5	2:23.429	139.12	3.287	12:30:49.560
18	-D1	28.160	33.807	42.920	39.023	216.0	2:23.910	138.66	3.769	12:33:13.471
19	-D1	28.200	34.802	43.702	38.644	217.3	2:25.349	137.28	5.208	12:35:38.820
20	-D1	28.990	34.540	43.092	38.500	216.8	2:25.122	137.50	4.981	12:38:03.943
21	-D1	27.991	35.165	43.794	38.604	216.4	2:25.555	137.09	5.414	12:40:29.498
22	-D1	28.362	33.980	44.753	38.390	216.4	2:25.485	137.15	5.344	12:42:54.984
23	-D1	27.993	33.738	42.660	38.797	218.1	2:23.189	139.35	3.048	12:45:18.173
24	-D1	28.146	33.906	43.981	38.443	217.3	2:24.476	138.11	4.335	12:47:42.650

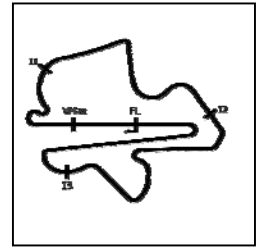
P22 77 GT4 Craft Bamboo Racing		Porsche Cayman GT4 Clubsport MR								
IDEAL LAP TIME : 2:20.618		BEST LAP TIME : 2:21.137			DIFFERENCE : 0.519					
D1: Jean-Marc MERLIN		D2: Frank YU								
LAP	SECTOR 1	SECTOR 2	SECTOR 3	SECTOR 4	SPEED TRAP	LAP TIME	KPH	DIFF	TIME OF DAY	
1	-D2	28.472	34.849	58.438	1:01.734	217.3	3:38.021	91.52	1:16.884	11:51:10.901
2	-D2	28.002	34.940	43.667	38.145	218.6	2:24.755	137.85	3.617	11:53:35.656
3	-D2	27.862	34.403	42.528	37.820	217.7	2:22.614	139.92	1.476	11:55:58.270
4	-D2	27.781	33.558	42.466	37.797	218.6	2:21.603 (3)	140.92	0.465	11:58:19.873
5	-D2	27.849	33.535	42.207	37.546	217.7	2:21.137 (1)	141.38		12:00:41.011
6	-D2	27.658	33.475	42.116	37.946	217.7	2:21.195 (2)	141.32	0.057	12:03:02.206
7	-D2	27.952	33.950	42.405	38.574	217.3	2:22.881	139.66	1.743	12:05:25.087
8	-D2	27.852	33.709	42.220	37.873	217.3	2:21.655	140.86	0.517	12:07:46.742
9	-D2	27.929	33.644	42.294	38.440	216.4	2:22.307	140.22	1.170	12:10:09.050
10	-D2	28.036	33.898	44.097	38.235	217.3	2:24.266	138.31	3.129	12:12:33.316
11	-D2	27.911	33.622	41.939	38.285	216.4	2:21.758	140.76	0.620	12:14:55.074
12	-D2	28.937	33.659	42.345	38.446	216.8	2:23.388	139.16	2.250	12:17:18.462
13	-D2	28.111	33.675	42.091	IN PIT	216.0	2:24.271 P	138.31	3.133	12:19:42.734
14	-D1	OUTLAP	34.983	42.653	38.764		4:02.866	82.16	1:41.728	12:23:45.600
15	-D1	28.118	34.455	42.641	38.582	213.0	2:23.797	138.77	2.660	12:26:09.397
16	-D1	28.053	34.339	42.519	38.512	216.8	2:23.424	139.13	2.286	12:28:32.821
17	-D1	28.113	34.357	43.091	38.324	215.1	2:23.885	138.68	2.748	12:30:56.707
18	-D1	28.263	34.326	44.407	38.476	215.1	2:25.472	137.17	4.335	12:33:22.180
19	-D1	28.516	34.344	43.454	38.446	217.3	2:24.760	137.84	3.623	12:35:46.941
20	-D1	27.930	34.052	42.834	38.302	216.4	2:23.119	139.42	1.982	12:38:10.060
21	-D1	28.038	33.990	42.468	38.413	215.5	2:22.909	139.63	1.772	12:40:32.970
22	-D1	28.115	34.366	42.536	38.011	215.1	2:23.028	139.51	1.891	12:42:55.999

Weather / Track : Sunny / Dry

Sepang International Circuit
 Circuit Length = 5.543 km
 Start: 11:47 Flag 12:47 End: 12:52

Blancpain GT Series Asia 2017

RACE 2 - ROUND 2 - SECTOR ANALYSIS



SECTOR 1 = FL to I1, SECTOR 2 = I1 to I2 SECTOR 3 = I2 to I3, SECTOR 4 = I3 to FL, DIFF = Difference To Personal Best Lap, P = Crossed Finish Line in Pit Lane, D = Time Disallowed

23 - D1	27.888	34.174	42.869	38.017	216.8	2:22.949	139.59	1.811	12:45:18.948
24 - D1	28.026	33.783	43.541	38.896	216.0	2:24.247	138.33	3.109	12:47:43.195

P23 89 GT4 HubAuto Racing		Porsche Cayman GT4 Clubsport MR							
IDEAL LAP TIME : 2:21.419		BEST LAP TIME : 2:21.691		DIFFERENCE : 0.272					
D1: Alan YEO		D2: Ringo CHONG							
LAP	SECTOR 1	SECTOR 2	SECTOR 3	SECTOR 4	SPEED TRAP	LAP TIME	KPH	DIFF	TIME OF DAY
1 - D2	28.465	35.132	58.197	1:00.280	216.8	3:38.513	91.32	1:16.822	11:51:11.393
2 - D2	28.915	34.843	42.889	38.159	218.1	2:24.806	137.80	3.114	11:53:36.199
3 - D2	28.089	34.440	42.640	37.957	216.4	2:23.126	139.42	1.434	11:55:59.326
4 - D2	28.011	33.728	42.375	37.579	215.1	2:21.693	(2) 140.83	0.001	11:58:21.019
5 - D2	27.939	33.706	42.271	37.775	215.5	2:21.691	(1) 140.83		12:00:42.710
6 - D2	27.977	34.025	42.607	37.794	215.1	2:22.403	140.12	0.711	12:03:05.114
7 - D2	27.989	33.783	42.415	37.640	214.7	2:21.827	(3) 140.69	0.136	12:05:26.941
8 - D2	28.087	33.630	42.348	37.819	216.0	2:21.884	140.64	0.193	12:07:48.826
9 - D2	28.247	33.832	44.050	38.354	215.1	2:24.484	138.11	2.792	12:10:13.310
10 - D2	29.098	35.279	43.043	38.148	215.5	2:25.568	137.08	3.877	12:12:38.879
11 - D2	28.087	34.553	43.475	37.887	215.5	2:24.003	138.57	2.311	12:15:02.882
12 - D2	28.156	34.092	42.696	38.086	215.1	2:23.030	139.51	1.338	12:17:25.913
13 - D2	28.339	34.004	42.743	IN PIT	215.1	2:26.153	P 136.53	4.462	12:19:52.067
14 - D1	OUTLAP	34.936	51.476	38.320		4:07.624	80.58	1:45.933	12:23:59.691
15 - D1	28.696	35.111	43.438	38.595	214.7	2:25.841	136.82	4.149	12:26:25.532
16 - D1	28.476	34.816	43.742	38.371	215.1	2:25.405	137.23	3.714	12:28:50.938
17 - D1	28.228	34.903	44.986	38.306	216.0	2:26.423	136.28	4.732	12:31:17.362
18 - D1	28.375	35.355	44.275	49.591	216.4	2:37.596	126.61	15.905	12:33:54.959
19 - D1	28.592	34.661	45.043	38.244	211.3	2:26.541	136.17	4.849	12:36:21.500
20 - D1	28.222	34.670	43.886	38.533	216.0	2:25.311	137.32	3.619	12:38:46.812
21 - D1	28.170	34.485	43.224	38.614	216.4	2:24.494	138.10	2.802	12:41:11.306
22 - D1	28.798	34.643	43.553	38.388	215.5	2:25.383	137.25	3.691	12:43:36.689
23 - D1	28.375	34.662	44.856	38.616	215.1	2:26.510	136.20	4.818	12:46:03.199
24 - D1	28.568	34.810	45.093	39.826	215.5	2:28.298	134.55	6.606	12:48:31.497

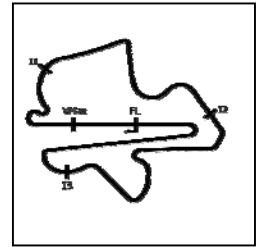
P24 11 GT4 TTR Team SARD		Porsche Cayman GT4 Clubsport MR							
IDEAL LAP TIME : 2:22.439		BEST LAP TIME : 2:23.658		DIFFERENCE : 1.219					
D1: Terrence TSE		D2: Tony FONG							
LAP	SECTOR 1	SECTOR 2	SECTOR 3	SECTOR 4	SPEED TRAP	LAP TIME	KPH	DIFF	TIME OF DAY
1 - D2	29.061	34.870	57.194	59.853	215.1	3:39.799	90.78	1:16.140	11:51:12.678
2 - D2	29.216	34.265	43.103	38.224	199.6	2:24.808	137.80	1.150	11:53:37.487
3 - D2	28.494	33.940	43.379	37.844	218.6	2:23.658	(1) 138.90		11:56:01.145
4 - D2	28.285	34.091	43.015	38.567	217.7	2:23.958	(2) 138.61	0.300	11:58:25.104
5 - D2	28.526	34.854	44.084	38.433	216.4	2:25.898	136.77	2.239	12:00:51.002
6 - D2	28.681	34.289	44.309	38.719	215.5	2:25.998	136.67	2.340	12:03:17.001
7 - D2	28.991	34.386	43.413	38.397	216.4	2:25.188	137.44	1.530	12:05:42.189
8 - D2	28.791	34.348	46.123	38.171	215.5	2:27.433	135.34	3.775	12:08:09.623
9 - D2	29.792	34.454	45.132	39.352	219.0	2:28.730	134.16	5.072	12:10:38.354
10 - D2	28.609	34.341	44.191	38.550	217.3	2:25.691	136.96	2.033	12:13:04.045
11 - D2	28.924	34.377	44.133	IN PIT	216.8	2:32.110	P 131.18	8.452	12:15:36.156
12 - D1	OUTLAP	34.914	45.703	39.147		3:58.291	83.74	1:34.633	12:19:34.447
13 - D1	28.454	34.755	42.995	38.589	216.4	2:24.794	137.81	1.135	12:21:59.241
14 - D1	28.450	33.985	43.114	38.457	216.8	2:24.007	(3) 138.56	0.348	12:24:23.248
15 - D1	28.579	34.120	43.140	38.806	215.1	2:24.646	137.95	0.988	12:26:47.894
16 - D1	29.119	34.938	45.463	39.205	216.4	2:28.725	134.17	5.067	12:29:16.620
17 - D1	28.718	34.750	42.485	38.778	217.3	2:24.732	137.87	1.074	12:31:41.352
18 - D1	28.879	34.094	45.079	39.562	215.5	2:27.615	135.18	3.956	12:34:08.967
19 - D1	28.401	35.664	43.185	38.555	217.7	2:25.805	136.85	2.147	12:36:34.773
20 - D1	29.458	33.824	43.433	38.694	217.3	2:25.409	137.23	1.751	12:39:00.183
21 - D1	28.391	34.351	42.972	38.779	217.3	2:24.494	138.10	0.835	12:41:24.677
22 - D1	28.629	34.112	43.156	39.757	215.1	2:25.654	137.00	1.995	12:43:50.332
23 - D1	28.380	34.006	44.414	38.841	217.7	2:25.642	137.01	1.984	12:46:15.974
24 - D1	33.601	36.874	43.553	38.595	210.1	2:32.623	130.74	8.965	12:48:48.598

Weather / Track : Sunny / Dry

Sepang International Circuit
 Circuit Length = 5.543 km
 Start: 11:47 Flag 12:47 End: 12:52

Blancpain GT Series Asia 2017

RACE 2 - ROUND 2 - SECTOR ANALYSIS



SECTOR 1 = FL to I1, SECTOR 2 = I1 to I2 SECTOR 3 = I2 to I3, SECTOR 4 = I3 to FL, DIFF = Difference To Personal Best Lap, P = Crossed Finish Line in Pit Lane, D = Time Disallowed

P25 17 GT4		Taiwan Top Speed Racing Team				Porsche Cayman GT4 Clubsport MR			
IDEAL LAP TIME : 2:21.269		BEST LAP TIME : 2:21.638				DIFFERENCE : 0.369			
D1: Jeremy WANG		D2: Keo CHANG							
LAP	SECTOR 1	SECTOR 2	SECTOR 3	SECTOR 4	SPEED TRAP	LAP TIME	KPH	DIFF	TIME OF DAY
1 - D2	29.012	34.190	57.839	1:00.153	210.5	3:39.302	90.99	1:17.663	11:51:12.181
2 - D2	28.444	34.859	43.339	38.246	217.3	2:24.888	137.72	3.250	11:53:37.070
3 - D2	28.180	34.087	43.040	37.636	216.8	2:22.944	139.59	1.305	11:56:00.014
4 - D2	28.039	34.064	42.355	38.102	218.1	2:22.560 (3)	139.97	0.921	11:58:22.575
5 - D2	27.824	33.590	42.218	38.005	217.7	2:21.638 (1)	140.88		12:00:44.213
6 - D2	28.080	33.624	42.286	38.193	217.3	2:22.183 (2)	140.34	0.544	12:03:06.397
7 - D2	28.074	34.253	42.643	38.164	216.8	2:23.135	139.41	1.496	12:05:29.532
8 - D2	28.664	34.026	42.689	38.294	215.1	2:23.674	138.88	2.035	12:07:53.206
9 - D2	28.476	35.139	46.079	39.277	215.5	2:28.971	133.95	7.332	12:10:22.178
10 - D2	28.566	34.086	43.378	38.589	215.5	2:24.619	137.98	2.981	12:12:46.798
11 - D2	28.353	34.273	44.217	38.662	215.1	2:25.506	137.14	3.867	12:15:12.304
12 - D2	28.537	34.323	43.015	38.429	215.1	2:24.305	138.28	2.666	12:17:36.609
13 - D2	28.570	33.763	42.702	IN PIT	216.8	2:26.225 P	136.46	4.586	12:20:02.835
14 - D1	OUTLAP	34.859	45.762	39.236		4:45.965	69.78	2:24.327	12:24:48.800
15 - D1	28.826	35.064	44.008	38.667	213.0	2:26.565	136.14	4.927	12:27:15.366
16 - D1	28.924	34.783	44.790	40.106	215.1	2:28.603	134.28	6.964	12:29:43.970
17 - D1	29.134	35.478	44.482	38.873	214.7	2:27.967	134.85	6.329	12:32:11.938
18 - D1	28.886	35.031	44.284	38.812	215.1	2:27.013	135.73	5.374	12:34:38.951
19 - D1	28.734	34.451	43.614	38.369	215.5	2:25.169	137.45	3.530	12:37:04.120
20 - D1	28.924	34.752	43.688	38.702	216.0	2:26.067	136.61	4.428	12:39:30.187
21 - D1	28.396	34.705	43.254	39.124	216.4	2:25.480	137.16	3.841	12:41:55.667
22 - D1	28.818	34.738	45.198	38.423	216.0	2:27.177	135.58	5.538	12:44:22.845
23 - D1	28.337	34.566	44.141	38.496	216.0	2:25.540	137.10	3.902	12:46:48.386
24 - D1	28.446	34.496	43.562	38.136	216.4	2:24.641	137.96	3.002	12:49:13.027

P26 91 Silver		FIST - Team AAI				BMW M6 GT3			
IDEAL LAP TIME : 2:06.033		BEST LAP TIME : 2:06.477				DIFFERENCE : 0.444			
D1: Oliver MILLROY		D2: Jesse KROHN							
LAP	SECTOR 1	SECTOR 2	SECTOR 3	SECTOR 4	SPEED TRAP	LAP TIME	KPH	DIFF	TIME OF DAY
1 - D2	29.147	39.822	1:07.172	1:11.169	165.3	3:34.268	93.12	1:27.791	11:51:07.148
2 - D2	29.536	36.943	37.908	34.069	207.2	2:18.456	144.12	11.979	11:53:25.604
3 - D2	25.353	30.154	37.890	33.897	243.7	2:07.294 (3)	156.76	0.817	11:55:32.899
4 - D2	25.150	29.443	37.542	34.341	241.0	2:06.477 (1)	157.77		11:57:39.376
5 - D2	25.325	29.629	37.606	34.261	241.6	2:06.822 (2)	157.34	0.345	11:59:46.198
6 - D2	25.364	29.798	37.890	34.275	240.5	2:07.328	156.71	0.851	12:01:53.526
7 - D2	25.489	29.750	37.913	34.323	240.5	2:07.476	156.53	0.999	12:04:01.002
8 - D2	25.520	29.734	37.944	34.418	241.0	2:07.616	156.36	1.139	12:06:08.619
9 - D2	25.562	29.814	38.031	34.412	241.0	2:07.820	156.11	1.343	12:08:16.439
10 - D2	25.508	29.899	38.100	34.332	241.0	2:07.839	156.09	1.362	12:10:24.279
11 - D2	25.852	29.809	38.505	34.410	241.6	2:08.577	155.19	2.100	12:12:32.856
12 - D2	25.656	29.975	38.488	34.473	240.5	2:08.593	155.17	2.116	12:14:41.449
13 - D2	25.525	29.798	38.069	IN PIT	241.0	2:09.530 P	154.05	3.053	12:16:50.980
14 - D1	OUTLAP	30.133	38.278	34.488		3:44.229	88.99	1:37.752	12:20:35.209
15 - D1	25.861	29.897	38.107	34.466	240.5	2:08.332	155.49	1.855	12:22:43.541
16 - D1	25.658	30.449	38.125	34.294	241.0	2:08.527	155.25	2.050	12:24:52.068
17 - D1	25.625	29.950	37.825	34.495	243.2	2:07.896	156.02	1.419	12:26:59.964
18 - D1	25.904	29.954	38.185	34.583	243.2	2:08.627	155.13	2.150	12:29:08.591
19 - D1	25.746	29.995	37.960	34.766	242.1	2:08.468	155.32	1.991	12:31:17.059
20 - D1	25.843	29.995	38.216	34.543	242.1	2:08.597	155.17	2.120	12:33:25.657
21 - D1	29.574	40.327	47.733	IN PIT	241.0	2:42.362 P	122.90	35.885	12:36:08.019

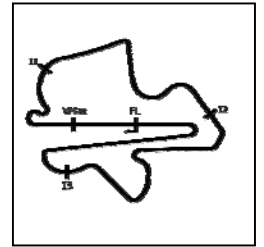
P27 2 Pro/Am		FFF Racing Team By ACM				Lamborghini Huracan GT3			
IDEAL LAP TIME : 2:06.014		BEST LAP TIME : 2:06.118				DIFFERENCE : 0.104			
D1: Junhan ZHU		D2: Ho-Pin TUNG							
LAP	SECTOR 1	SECTOR 2	SECTOR 3	SECTOR 4	SPEED TRAP	LAP TIME	KPH	DIFF	TIME OF DAY
1 - D2	28.749	40.820	1:06.471	1:14.322	214.2	3:34.053	93.22	1:27.934	11:51:06.932
2 - D2	30.444	32.977	38.729	34.107	224.0	2:16.257	146.44	10.138	11:53:23.190
3 - D2	25.959	30.029	37.995	33.863	241.0	2:07.846	156.08	1.728	11:55:31.036

Weather / Track : Sunny / Dry

Sepang International Circuit
Circuit Length = 5.543 km
Start: 11:47 Flag 12:47 End: 12:52

Blancpain GT Series Asia 2017

RACE 2 - ROUND 2 - SECTOR ANALYSIS



SECTOR 1 = FL to I1, SECTOR 2 = I1 to I2 SECTOR 3 = I2 to I3, SECTOR 4 = I3 to FL, DIFF = Difference To Personal Best Lap, P = Crossed Finish Line in Pit Lane, D = Time Disallowed

4 - D2	25.202	29.737	37.211	33.968	241.0	2:06.118 (1)	158.22		11:57:37.155
5 - D2	25.285	29.764	37.394	33.932	240.5	2:06.375 (2)	157.90	0.256	11:59:43.531
6 - D2	25.642	29.934	37.633	34.083	241.0	2:07.292	156.76	1.173	12:01:50.823
7 - D2	25.470	29.835	37.738	33.908	242.1	2:06.951 (3)	157.18	0.833	12:03:57.774
8 - D2	25.346	29.976	37.693	34.055	241.0	2:07.070	157.03	0.951	12:06:04.845
9 - D2	25.539	29.869	37.734	34.068	241.6	2:07.210	156.86	1.091	12:08:12.055
10 - D2	25.517	30.044	37.986	34.768	241.6	2:08.316	155.51	2.197	12:10:20.371
11 - D2	25.513	29.990	38.177	34.389	240.0	2:08.070	155.81	1.951	12:12:28.441
12 - D2	25.707	30.023	39.103	34.378	241.6	2:09.212	154.43	3.093	12:14:37.653
13 - D2	25.679	30.307	38.315	35.037	242.6	2:09.338	154.28	3.219	12:16:46.992
14 - D2	25.553	29.751	37.622	34.195	241.0	2:07.121	156.97	1.003	12:18:54.113
15 - D2	25.318	29.972	37.956	IN PIT	241.0	2:13.628 P	149.33	7.509	12:21:07.742
16 - D1	OUTLAP	32.538	40.728	36.242		3:35.816	92.46	1:29.698	12:24:43.558
17 - D1	26.438	32.323	41.214	35.900		2:15.875	146.86	9.757	12:26:59.434
18 - D1	26.303	32.965	40.517	36.023	237.8	2:15.808	146.93	9.689	12:29:15.243
19 - D1	26.436	32.213	41.723	36.420	237.8	2:16.792	145.87	10.673	12:31:32.035
20 - D1	29.058	39.790	54.227	IN PIT	193.5	2:47.238 P	119.31	41.119	12:34:19.273
21 - D1	OUTLAP	34.977	43.727	IN PIT		3:04.860 P	107.94	58.741	12:37:24.133

Weather / Track : Sunny / Dry

Results can be found at www.tsl-timing.com

Page 14 of 14

Sepang International Circuit
Circuit Length = 5.543 km
Start: 11:47 Flag 12:47 End: 12:52

Printed - 12:57 Sunday, 09 April 2017

Blancpain GT Series Asia 2017

RACE 2 - ROUND 2 - LAP CHART

LAP 1 @ 11:51:06.516			LAP 2 @ 11:53:14.371			LAP 3 @ 11:55:19.899			LAP 4 @ 11:57:25.526			LAP 5 @ 11:59:31.408		
NO	BEHIND	LAP TIME	NO	BEHIND	LAP TIME	NO	BEHIND	LAP TIME	NO	BEHIND	LAP TIME	NO	BEHIND	LAP TIME
6		3:33.637	38		2:07.660	38		2:05.527	38		2:05.627	38		2:05.881
7	0.112	3:33.749	6	0.788	2:08.643	6	1.293	2:06.033	6	1.143	2:05.476	6	1.196	2:05.935
13	0.188	3:33.825	13	1.060	2:08.727	13	1.918	2:06.386	13	2.062	2:05.770	13	1.792	2:05.612
38	0.194	3:33.831	7	1.318	2:09.060	7	2.448	2:06.658	7	3.027	2:06.206	7	3.227	2:06.082
2	0.416	3:34.053	37	1.885	2:09.242	37	2.905	2:06.548	37	3.492	2:06.214	37	3.962	2:06.351
37	0.497	3:34.134	888	2.386	2:09.676	888	3.630	2:06.772	888	4.967	2:06.963	888	5.561	2:06.476
888	0.564	3:34.201	86	3.002	2:10.211	86	4.303	2:06.829	39	5.745	2:06.791	39	5.820	2:05.957
91	0.631	3:34.268	39	3.754	2:09.956	39	4.580	2:06.353	86	5.973	2:07.297	86	6.863	2:06.771
86	0.645	3:34.282	1	4.005	2:10.438	1	5.238	2:06.761	999	6.678	2:06.073	999	7.169	2:06.373
5	1.157	3:34.794	5	5.106	2:11.804	999	6.232	2:05.652	1	6.892	2:07.281	1	8.488	2:07.478
66	1.188	3:34.825	98	5.833	2:12.013	5	6.807	2:07.229	5	7.765	2:06.584	5	8.750	2:06.867
1	1.421	3:35.059	999	6.107	2:11.156	98	8.369	2:08.063	98	9.981	2:07.239	98	11.464	2:07.365
88	1.524	3:35.161	19	7.917	2:13.450	18	9.960	2:07.094	18	10.592	2:06.259	18	11.779	2:07.069
39	1.654	3:35.291	18	8.394	2:13.387	2	11.137	2:07.846	2	11.628	2:06.118	2	12.122	2:06.375
98	1.675	3:35.312	88	8.678	2:15.008	91	12.999	2:07.294	91	13.849	2:06.477	91	14.789	2:06.822
75	2.300	3:35.937	2	8.818	2:16.257	88	13.195	2:10.045	88	15.842	2:08.274	88	18.380	2:08.420
19	2.321	3:35.958	69	9.307	2:14.500	19	13.527	2:11.138	19	16.495	2:08.594	19	18.987	2:08.374
99	2.647	3:36.284	99	9.677	2:14.885	99	14.680	2:10.531	99	17.939	2:08.885	99	19.806	2:07.749
69	2.662	3:36.299	75	10.432	2:15.987	69	15.494	2:11.714	69	19.284	2:09.417	69	23.233	2:09.830
999	2.805	3:36.442	91	11.233	2:18.456	75	16.155	2:11.251	75	19.730	2:09.201	75	23.401	2:09.552
18	2.862	3:36.499	117	17.601	2:20.920	66	30.636	2:17.513 P	117	47.217	2:20.417	117	1:01.470	2:20.134
77	4.384	3:38.021	66	18.651	2:25.317	117	32.426	2:20.353	10	51.327	2:20.141	10	1:05.948	2:20.502
117	4.536	3:38.173	77	21.284	2:24.755	10	36.813	2:20.826	77	54.346	2:21.603	77	1:09.602	2:21.137
89	4.876	3:38.513	10	21.515	2:24.075	77	38.370	2:22.614	89	55.492	2:21.693	89	1:11.302	2:21.691
10	5.294	3:38.931	89	21.827	2:24.806	89	39.426	2:23.126	17	57.048	2:22.560	17	1:12.805	2:21.638
17	5.665	3:39.302	17	22.698	2:24.888	17	40.115	2:22.944	11	59.577	2:23.958	11	1:19.593	2:25.898
11	6.162	3:39.799	11	23.115	2:24.808	11	41.246	2:23.658	66	1:33.301	3:08.292	66	1:34.038	2:06.618

Weather / Track : Sunny / Dry

Blancpain GT Series Asia 2017

RACE 2 - ROUND 2 - LAP CHART

LAP 6 @ 12:01:37.570			LAP 7 @ 12:03:43.831			LAP 8 @ 12:05:50.636			LAP 9 @ 12:07:58.108			LAP 10 @ 12:10:05.202		
NO	BEHIND	LAP TIME	NO	BEHIND	LAP TIME	NO	BEHIND	LAP TIME	NO	BEHIND	LAP TIME	NO	BEHIND	LAP TIME
38		2:06.161	38		2:06.260	38		2:06.805	6		2:06.957	6		2:07.094
6	0.588	2:05.553	6	0.785	2:06.457	6	0.513	2:06.533	38	0.822	2:08.293	38	0.878	2:07.150
13	1.453	2:05.823	13	1.149	2:05.956	13	1.304	2:06.960	13	1.370	2:07.537	13	1.549	2:07.273
7	3.289	2:06.222	7	3.053	2:06.025	7	2.515	2:06.267	7	2.113	2:07.069	7	2.199	2:07.180
37	4.076	2:06.276	37	4.063	2:06.248	37	3.653	2:06.395	37	3.287	2:07.105	37	3.764	2:07.571
888	6.502	2:07.102	999	8.426	2:07.562	999	7.115	2:05.494	999	5.632	2:05.987	77	1 Lap	2:22.307
39	6.571	2:06.912	39	9.192	2:08.881	39	9.067	2:06.680	39	8.350	2:06.754	999	4.736	2:06.199
999	7.124	2:06.116	888	9.400	2:09.159	888	9.649	2:07.054	888	8.901	2:06.723	89	1 Lap	2:24.484
86	8.438	2:07.736	86	9.816	2:07.639	86	10.197	2:07.186	86	9.757	2:07.031	39	8.893	2:07.637
1	9.764	2:07.437	1	10.810	2:07.306	1	11.302	2:07.297	1	11.275	2:07.444	888	9.392	2:07.585
5	10.262	2:07.674	5	11.366	2:07.364	5	12.807	2:08.246	11	1 Lap	2:27.433	86	9.904	2:07.241
98	12.353	2:07.050	98	13.461	2:07.368	98	13.858	2:07.202	5	12.897	2:07.561	1	11.730	2:07.550
18	12.930	2:07.312	2	13.943	2:06.951	2	14.208	2:07.070	98	13.592	2:07.206	5	13.577	2:07.775
2	13.252	2:07.292	18	14.256	2:07.587	18	14.885	2:07.434	2	13.947	2:07.210	98	14.317	2:07.819
91	15.956	2:07.328	91	17.171	2:07.476	91	17.982	2:07.616	18	14.466	2:07.052	18	14.902	2:07.530
88	20.613	2:08.394	88	23.253	2:08.900	88	25.062	2:08.615	91	18.331	2:07.820	2	15.168	2:08.316
99	22.006	2:08.362	99	24.168	2:08.422	99	25.656	2:08.293	88	26.087	2:08.496	17	1 Lap	2:28.971
19	22.964	2:10.138	19	25.500	2:08.796	19	27.739	2:09.044	99	26.916	2:08.731	91	19.076	2:07.839
75	27.575	2:10.335	75	29.155	2:07.841	75	30.309	2:07.959	19	28.606	2:08.338	88	28.396	2:09.403
69	27.713	2:10.641	69	31.369	2:09.916	69	34.421	2:09.856	75	31.179	2:08.342	99	29.169	2:09.347
117	1:15.788	2:20.480	117	1:29.969	2:20.442	66	1:38.737	2:07.694	69	36.804	2:09.855	19	30.063	2:08.552
10	1:20.441	2:20.655	10	1:34.444	2:20.263	117	1:44.755	2:21.591	66	1:37.542	2:06.276	11	1 Lap	2:28.730
77	1:24.635	2:21.195	66	1:37.849	2:09.555	10	1:48.595	2:20.956	117	1:58.002	2:20.718	75	33.270	2:09.185
89	1:27.543	2:22.403	77	1:41.256	2:22.881	77	1:56.105	2:21.655	10	2:01.520	2:20.395	69	40.112	2:10.402
17	1:28.826	2:22.183	89	1:43.110	2:21.827	89	1:58.190	2:21.884				66	1:37.104	2:06.657
66	1:34.554	2:06.678	17	1:45.701	2:23.135	17	2:02.570	2:23.674						
11	1:39.430	2:25.998	11	1:58.358	2:25.188									

Weather / Track : Sunny / Dry

Results can be found at www.tsl-timing.com

Page 2 of 6

Sepang International Circuit
 Circuit Length = 5.543 miles
 Start: 11:47 Flag 12:47 End: 12:52

Printed - 12:56 Sunday, 09 April 2017

Blancpain GT Series Asia 2017

RACE 2 - ROUND 2 - LAP CHART

LAP 11 @ 12:12:11.980			LAP 12 @ 12:14:18.175			LAP 13 @ 12:16:23.935			LAP 14 @ 12:18:30.407			LAP 15 @ 12:20:38.289		
NO	BEHIND	LAP TIME	NO	BEHIND	LAP TIME	NO	BEHIND	LAP TIME	NO	BEHIND	LAP TIME	NO	BEHIND	LAP TIME
6		2:06.777	6		2:06.194	6		2:05.759	6		2:06.472	6		2:07.882 P
38	1.480	2:07.380	38	2.015	2:06.729	38	3.007	2:06.751	99	1 Lap	3:37.730	38	5.168	2:09.312 P
13	1.996	2:07.225	13	2.593	2:06.791	13	3.695	2:06.862	38	3.737	2:07.201	13	6.097	2:09.829 P
7	2.951	2:07.530	7	3.490	2:06.733	7	4.393	2:06.662	13	4.149	2:06.926	99	1 Lap	2:11.011
37	4.129	2:07.143	37	4.954	2:07.020	999	5.615	2:06.140	7	4.785	2:06.864	7	6.973	2:10.069 P
999	4.675	2:06.717	999	5.235	2:06.754	37	7.788	2:08.593	999	5.332	2:06.188	999	8.318	2:10.867 P
117	1 Lap	2:23.049	39	10.555	2:07.305	39	11.736	2:06.940	37	10.407	2:09.090 P	39	14.428	2:10.161 P
39	9.444	2:07.329	888	11.384	2:07.287	888	12.343	2:06.718	39	12.148	2:06.883	888	15.087	2:10.232 P
10	1 Lap	2:22.297	86	15.134	2:10.458 P	18	19.921	2:07.081	888	12.736	2:06.865	18	22.348	2:09.346 P
888	10.291	2:07.677	18	18.599	2:09.005	98	21.404	2:08.157	18	20.883	2:07.433	117	2 Laps	3:57.385
86	10.870	2:07.744	1	18.904	2:11.007	2	23.057	2:09.338	98	23.271	2:08.339	98	26.522	2:11.132 P
1	14.091	2:09.138	98	19.006	2:09.278	1	24.968	2:11.823 P	2	23.706	2:07.121	2	29.453	2:13.628 P
5	14.719	2:07.920	2	19.478	2:09.212	91	27.045	2:09.530 P	19	47.669	2:13.569 P	69	1:02.649	2:13.441 P
18	15.788	2:07.664	5	20.931	2:12.406 P	19	40.571	2:09.559	75	50.141	2:13.729 P	11	2 Laps	2:24.794
98	15.922	2:08.382	91	23.274	2:08.593	117	1 Lap	2:22.705 P	69	57.090	2:10.551	37	1:37.905	3:35.380
2	16.460	2:08.070	117	1 Lap	2:22.799	75	42.884	2:09.756	10	1 Lap	2:24.357 P	66	1:42.242	2:10.497 P
91	20.875	2:08.577	10	1 Lap	2:23.220	10	1 Lap	2:21.957	11	2 Laps	3:58.291	5	1:54.829	2:06.396
77	1 Lap	2:24.266	19	36.771	2:10.511	69	53.010	2:10.453	77	1 Lap	2:24.271 P	86	1:57.453	2:06.270
89	1 Lap	2:25.568	77	1 Lap	2:21.758	77	1 Lap	2:23.388	89	1 Lap	2:26.153 P	1	1:59.362	2:08.923
99	31.876	2:09.484	99	38.141	2:12.459 P	89	1 Lap	2:23.030	17	1 Lap	2:26.225 P	91	2:05.252	2:08.332
19	32.454	2:09.168	75	38.887	2:09.807	17	1 Lap	2:24.305	66	1:39.626	2:07.271	88	2:05.564	2:07.722
88	33.224	2:11.605 P	89	1 Lap	2:24.003	66	1:38.826	2:07.007	5	1:56.315	2:07.500	99	2:14.308	2:07.537
17	1 Lap	2:24.619	69	48.317	2:10.459	5	1:55.287	3:40.115	1	1:58.321	3:39.825	19	2:22.571	3:42.784
75	35.274	2:08.781	17	1 Lap	2:25.506	86	1:59.638	3:50.263	86	1:59.064	2:05.898	75	2:30.591	3:48.332
69	44.052	2:10.718	11	1 Lap	2:32.110 P	88	2:05.300	2:06.861	91	2:04.802	3:44.229	117	1 Lap	2:22.899
11	1 Lap	2:25.691	66	1:37.578	2:06.713				88	2:05.723	2:06.895	10	1 Lap	4:07.566
66	1:37.060	2:06.733	88	2:04.198	3:37.168							77	1 Lap	4:02.866
												89	1 Lap	4:07.624

Weather / Track : Sunny / Dry

Blancpain GT Series Asia 2017

RACE 2 - ROUND 2 - LAP CHART

LAP 16 @ 12:24:23.101			LAP 17 @ 12:26:28.676			LAP 18 @ 12:28:34.621			LAP 19 @ 12:30:41.782			LAP 20 @ 12:32:48.551		
NO	BEHIND	LAP TIME	NO	BEHIND	LAP TIME	NO	BEHIND	LAP TIME	NO	BEHIND	LAP TIME	NO	BEHIND	LAP TIME
37		2:06.906	37		2:05.575	37		2:05.945	37		2:07.160	37		2:06.768
11	2 Laps	2:24.007	7	7.954	2:10.607	7	13.908	2:11.898	10	2 Laps	2:23.429	117	2 Laps	2:22.302
7	2.922	3:40.761	13	14.164	2:14.065	89	2 Laps	2:25.405	77	2 Laps	2:23.885	7	21.043	2:10.878
13	5.674	3:44.389	6	16.006	2:10.355	6	20.985	2:10.923	7	16.933	2:10.186	5	22.483	2:07.227
6	11.226	3:56.039	11	2 Laps	2:24.646	5	21.676	2:07.125	6	21.583	2:07.759	10	2 Laps	2:23.910
5	19.247	2:09.229	5	20.495	2:06.824	13	22.582	2:14.363	5	22.024	2:07.509	86	27.490	2:11.355
888	19.456	3:49.181	86	22.899	2:07.961	86	23.056	2:06.101	86	22.903	2:07.008	6	27.890	2:13.075
999	20.079	3:56.573	999	23.370	2:08.866	999	24.753	2:07.327	999	25.677	2:08.084	999	28.238	2:09.329
2	20.457	3:35.816	888	23.871	2:09.990	888	27.077	2:09.151	888	29.575	2:09.658	888	31.688	2:08.881
86	20.513	2:07.872	1	27.173	2:09.068	1	30.294	2:09.066	13	29.754	2:14.333	77	2 Laps	2:25.472
1	23.680	2:09.129	2	30.757	2:15.875	91	33.970	2:08.627	1	32.712	2:09.579	1	34.678	2:08.734
17	2 Laps	4:45.965	91	31.287	2:07.896	88	34.641	2:08.567	91	35.277	2:08.468	91	37.106	2:08.597
91	28.967	2:08.527	88	32.019	2:08.105	39	39.813	2:08.287	89	2 Laps	2:26.423	13	37.545	2:14.559
88	29.489	2:08.737	39	37.470	2:09.618	2	40.621	2:15.808	88	35.718	2:08.237	88	37.667	2:08.717
39	33.426	4:03.810	99	42.404	2:09.898	11	2 Laps	2:28.725	39	41.169	2:08.516	39	42.258	2:07.858
18	36.218	3:58.682	18	44.005	2:13.362	99	44.387	2:07.927	99	45.791	2:08.565	99	47.246	2:08.222
99	38.082	2:08.585	17	2 Laps	2:26.565	18	46.671	2:08.610	18	50.240	2:10.730	18	55.897	2:12.425
98	45.978	4:04.268	98	52.512	2:12.109	19	1:00.536	2:12.404	2	50.252	2:16.792	89	2 Laps	2:37.596
19	48.494	2:10.735	19	54.076	2:11.157	98	1:00.639	2:14.071	11	2 Laps	2:24.732	19	1:12.880	2:12.189
38	54.336	4:33.980	38	1:00.905	2:12.144	17	2 Laps	2:28.603	19	1:07.459	2:14.084	98	1:13.765	2:12.729
75	57.704	2:11.925	75	1:03.672	2:11.543	38	1:10.035	2:15.074	98	1:07.805	2:14.326	75	1:18.749	2:11.099
69	1:01.906	3:44.069	69	1:08.106	2:11.774	75	1:10.305	2:12.577	75	1:14.418	2:11.273	11	2 Laps	2:27.615
117	1 Lap	2:22.776	66	1:37.048	2:08.563	69	1:13.244	2:11.083	38	1:16.529	2:13.655	38	1:24.703	2:14.942
66	1:34.060	3:36.630	117	1 Lap	2:22.874	66	1:39.079	2:07.976	69	1:18.861	2:12.777	69	1:25.093	2:13.000
10	1 Lap	2:24.182	10	1 Lap	2:22.922	117	1 Lap	2:22.562	17	2 Laps	2:27.967	2	1:30.722	2:47.238 P
77	1 Lap	2:23.797	77	1 Lap	2:23.424				66	1:40.012	2:08.094	66	1:40.821	2:07.577
89	1 Lap	2:25.841										17	2 Laps	2:27.013

Weather / Track : Sunny / Dry

Sepang International Circuit
 Circuit Length = 5.543 miles
 Start: 11:47 Flag 12:47 End: 12:52

Blancpain GT Series Asia 2017

RACE 2 - ROUND 2 - LAP CHART

LAP 21 @ 12:34:54.894			LAP 22 @ 12:37:01.331			LAP 23 @ 12:39:07.723			LAP 24 @ 12:41:14.313			LAP 25 @ 12:43:21.205		
NO	BEHIND	LAP TIME	NO	BEHIND	LAP TIME	NO	BEHIND	LAP TIME	NO	BEHIND	LAP TIME	NO	BEHIND	LAP TIME
37		2:06.343	37		2:06.436	37		2:06.391	37		2:06.590	37		2:06.892
117	2 Laps	2:23.151	17	3 Laps	2:25.169	17	3 Laps	2:26.067	11	3 Laps	2:24.494	89	3 Laps	2:25.383
5	24.140	2:08.000	2	1 Lap	3:04.860 P	5	25.532	2:07.154	5	27.295	2:08.353	5	27.848	2:07.445
7	25.852	2:11.152	5	24.769	2:07.065	86	29.870	2:05.658	86	29.347	2:06.066	86	28.329	2:05.874
86	27.258	2:06.111	86	30.604	2:09.782	7	35.156	2:09.253	999	36.749	2:07.532	11	3 Laps	2:25.654
6	31.247	2:09.700	7	32.294	2:12.878	999	35.806	2:07.917	6	39.065	2:09.582	999	36.754	2:06.897
999	31.279	2:09.384	6	33.917	2:09.106	6	36.073	2:08.547	7	39.092	2:10.526	888	42.412	2:09.840
888	34.349	2:09.004	999	34.281	2:09.438	888	37.439	2:07.806	888	39.465	2:08.615	6	42.451	2:10.278
1	37.163	2:08.828	888	36.025	2:08.112	1	41.320	2:08.383	17	3 Laps	2:25.480	7	43.070	2:10.870
88	40.354	2:09.030	1	39.328	2:08.602	88	43.146	2:07.796	1	43.656	2:08.926	1	45.417	2:08.653
10	2 Laps	2:25.349	117	2 Laps	2:24.053	39	48.996	2:08.004	88	45.087	2:08.532	88	46.724	2:08.528
39	45.887	2:09.972	88	41.741	2:07.823	99	53.417	2:08.226	39	49.779	2:07.373	39	50.822	2:07.934
13	46.823	2:15.621	39	47.384	2:07.933	117	2 Laps	2:23.372	99	55.040	2:08.213	99	57.507	2:09.358
99	49.072	2:08.170	99	51.583	2:08.947	13	59.424	2:12.085	13	1:04.572	2:11.738	17	3 Laps	2:27.177
77	2 Laps	2:24.760	13	53.730	2:13.343	18	1:09.615	2:11.286	18	1:13.558	2:10.533	13	1:08.825	2:11.145
18	59.982	2:10.428	10	2 Laps	2:25.122	10	2 Laps	2:25.555	117	2 Laps	2:23.279	18	1:15.961	2:09.295
91	1:13.124	2:42.362 P	18	1:04.720	2:11.175	77	2 Laps	2:22.909	75	1:34.135	2:09.459	117	2 Laps	2:23.796
19	1:20.384	2:13.847	77	2 Laps	2:23.119	19	1:28.539	2:10.108	19	1:34.187	2:12.238	75	1:36.438	2:09.195
98	1:21.736	2:14.314	19	1:24.823	2:10.875	75	1:31.266	2:09.176	98	1:39.608	2:12.116	19	1:37.831	2:10.536
75	1:22.526	2:10.121	75	1:28.482	2:12.391	98	1:34.081	2:11.022	10	2 Laps	2:25.485	98	1:44.542	2:11.826
89	2 Laps	2:26.541	98	1:29.450	2:14.150	38	1:42.448	2:11.576	77	2 Laps	2:23.028	66	1:48.419	2:08.393
38	1:31.383	2:13.023	38	1:37.264	2:12.317	69	1:43.789	2:11.694	66	1:46.918	2:08.287	38	1:54.177	2:13.236
69	1:33.100	2:14.350	69	1:38.487	2:11.823	66	1:45.221	2:07.825	38	1:47.833	2:11.974	69	1:55.946	2:12.523
11	2 Laps	2:25.805	66	1:43.787	2:07.699	89	2 Laps	2:24.494	69	1:50.315	2:13.115	10	2 Laps	2:23.189
66	1:42.524	2:08.046	89	2 Laps	2:25.311							77	2 Laps	2:22.949
			11	2 Laps	2:25.409									

Weather / Track : Sunny / Dry

Sepang International Circuit
 Circuit Length = 5.543 miles
 Start: 11:47 Flag 12:47 End: 12:52

Blancpain GT Series Asia 2017

RACE 2 - ROUND 2 - LAP CHART

LAP 26 @ 12:45:28.641			LAP 27 @ 12:47:37.251		
NO	BEHIND	LAP TIME	NO	BEHIND	LAP TIME
37		2:07.435	37		2:08.610
86	28.204	2:07.310	10	3 Laps	2:24.476
5	29.246	2:08.833	77	3 Laps	2:24.247
89	3 Laps	2:26.510	86	26.697	2:07.104
999	38.185	2:08.866	5	29.355	2:08.719
888	43.339	2:08.361	999	36.247	2:06.672
1	46.810	2:08.829	888	42.926	2:08.197
11	3 Laps	2:25.642	1	47.187	2:08.986
88	48.248	2:08.959	88	48.867	2:09.229
7	50.175	2:14.540	7	50.736	2:09.170
6	51.947	2:16.931	6	52.010	2:08.673
39	51.985	2:08.598	39	53.515	2:10.140
99	58.033	2:07.961	89	3 Laps	2:28.298
13	1:12.586	2:11.195	99	57.852	2:08.429
18	1:16.817	2:08.291	11	3 Laps	2:32.623
17	3 Laps	2:25.540	13	1:14.521	2:10.545
75	1:38.723	2:09.719	18	1:16.664	2:08.457
19	1:41.401	2:11.005	17	3 Laps	2:24.641
66	1:48.771	2:07.787	75	1:41.080	2:10.967
117	2 Laps	2:24.554	19	1:44.599	2:11.807
98	1:49.116	2:12.008	66	1:48.077	2:07.916
38	1:58.392	2:11.650	98	1:53.792	2:13.286
69	2:01.049	2:12.537	38	2:01.834	2:12.052
			117	2 Laps	2:24.667
			69	2:05.181	2:12.742

Weather / Track : Sunny / Dry

Results can be found at www.tsl-timing.com

Page 6 of 6

Sepang International Circuit
Circuit Length = 5.543 miles
Start: 11:47 Flag 12:47 End: 12:52

Printed - 12:56 Sunday, 09 April 2017

Blancpain GT Series Asia 2017

RACE 2 - ROUND 2 - POSITION CHART

No	Name	Lap																													
		Pos	1	2	3	4	5	6	7	8	9	10	11	12	13	14	15	16	17	18	19	20	21	22	23	24	25	26	27		
6	Audi R8 LMS Cup	1	6	38	38	38	38	38	38	38	6	6	6	6	6	6	6	37	37	37	37	37	37	37	37	37	37	37	37		
7	Team WRT	2	7	6	6	6	6	6	6	6	38	38	38	38	38	38	38	7	7	7	7	7	5	5	5	5	5	5	86	86	
13	Milestone Racing	3	13	13	13	13	13	13	13	13	13	13	13	13	13	13	13	13	13	6	6	5	7	86	86	86	86	5	5		
38	Spirit of Race SA	4	38	7	7	7	7	7	7	7	7	7	7	7	7	7	7	6	6	5	5	86	86	7	7	999	999	999	999		
2	FFF Racing Team By A	5	2	37	37	37	37	37	37	37	37	37	37	37	37	37	999	999	999	5	5	13	86	6	6	6	999	6	888	888	888
37	BBT	6	37	888	888	888	888	888	888	999	999	999	999	999	999	999	37	37	39	888	86	86	999	999	999	999	6	7	6	1	1
888	GruppeM Racing Team	7	888	86	86	39	39	39	39	39	39	39	39	39	39	39	39	39	888	999	999	999	888	888	888	888	888	888	7	88	88
86	OD Racing Team	8	91	39	39	86	86	999	888	888	888	888	888	888	888	888	18	2	888	888	13	1	1	1	1	1	1	1	7	7	
91	FIST - Team AAI	9	86	1	1	999	999	86	86	86	86	86	86	86	86	86	18	18	98	86	1	1	1	91	88	88	88	88	88	6	6
5	Audi Hong Kong	10	5	5	999	1	1	1	1	1	1	1	1	1	1	18	98	98	2	1	2	91	91	13	39	39	39	39	39	39	
66	Vincenzo Sospiri Racing	11	66	98	5	5	5	5	5	5	5	5	5	5	5	1	2	2	69	91	91	88	88	88	13	99	99	99	99	99	
39	Spirit of Race SA	12	1	999	98	98	98	98	98	98	98	98	18	98	1	19	37	88	88	39	39	39	99	13	13	13	13	13	13	13	
1	FFF Racing Team By A	13	88	19	18	18	18	18	2	2	2	18	98	2	91	75	66	39	39	2	99	99	18	18	18	18	18	18	18	18	
98	Arrows Racing	14	39	18	2	2	2	2	18	18	18	2	2	5	19	69	5	18	99	99	18	18	91	19	19	75	75	75	75	75	
88	Craft Bamboo Racing	15	98	88	91	91	91	91	91	91	91	91	91	91	91	75	66	86	99	18	18	2	19	19	75	75	19	19	19	19	
75	T2 Motorsport	16	75	2	88	88	88	88	88	88	88	88	88	99	19	69	5	1	98	98	19	19	98	98	98	98	98	98	66	66	
19	KCMG	17	19	69	19	19	19	99	99	99	99	99	99	19	99	66	1	91	19	19	98	98	75	75	38	38	66	66	98	98	
99	Craft Bamboo Racing	18	99	99	99	99	99	19	19	19	19	19	19	88	75	5	86	88	38	38	38	75	38	38	69	69	38	38	38	38	
69	CMRT Eurasia	19	69	75	69	69	69	75	75	75	75	75	75	69	86	91	99	75	75	75	38	69	69	66	66	69	69	69	69	69	
999	GruppeM Racing Team	20	999	91	75	75	75	69	69	69	69	69	69	69	66	88	88	19	69	69	69	69	2	66	117	117	117	117	117	117	
18	KCMG	21	18	117	66	117	117	117	117	66	66	66	66	88	99	99	75	66	66	66	66	66	66	2	10	10	10	10	10	10	
77	Craft Bamboo Racing	22	77	66	117	10	10	10	10	117	117	117	117	117	10	117	117	117	117	117	117	117	117	117	117	117	117	77	77	77	
117	EKS Motorsport	23	117	77	10	77	77	77	66	10	10	10	10	10	10	77	10	10	10	10	10	10	10	10	10	10	89	89	89	89	
89	HubAuto Racing	24	89	10	77	89	89	89	77	77	77	77	77	77	77	89	77	77	77	77	77	77	77	77	77	77	11	11	11	11	
10	EKS Motorsports	25	10	89	89	17	17	17	89	89	89	89	89	89	89	17	89	89	89	89	89	89	89	89	89	89	17	17	17	17	
17	Taiwan Top Speed Rac	26	17	17	17	11	11	66	17	17	17	17	17	17	17	117	11	11	11	11	11	11	11	11	11	11	11	11	11	11	
11	TTR Team SARD	27	11	11	11	66	66	11	11	11	11	11	11	11	11	11	11	17	17	17	17	17	17	17	17	17	17	17	17	17	

Weather / Track : Sunny / Dry

Sepang International Circuit
 Circuit Length = 5.543 miles
 Start: 11:47 Flag 12:47 End: 12:52

Results can be found at www.tsl-timing.com

Printed - 12:56 Sunday, 09 April 2017

Blancpain GT Series Asia 2017

RACE 2 - ROUND 2 - BEST SPEEDS

POS	NO	NAME	VMAX	KPH
1	75	T2 Motorsport		246.0
2	98	Arrows Racing		245.4
3	1	FFF Racing Team By ACM		244.3
4	91	FIST - Team AAI		243.7
5	88	Craft Bamboo Racing		242.6
6	99	Craft Bamboo Racing		242.6
7	2	FFF Racing Team By ACM		242.6
8	999	GruppeM Racing Team		242.1
9	38	Spirit of Race SA		242.1
10	6	Audi R8 LMS Cup		241.6
11	39	Spirit of Race SA		241.6
12	13	Milestone Racing		241.6
13	37	BBT		241.0
14	86	OD Racing Team		241.0
15	18	KCMG		241.0
16	5	Audi Hong Kong		240.5
17	66	Vincenzo Sospiri Racing SRL		240.5
18	7	Team WRT		240.0
19	69	CMRT Eurasia		240.0
20	888	GruppeM Racing Team		239.4
21	19	KCMG		238.4
22	117	EKS Motorsport		219.5
23	10	EKS Motorsports		219.0
24	11	TTR Team SARD		219.0
25	77	Craft Bamboo Racing		218.6
26	89	HubAuto Racing		218.1
27	17	Taiwan Top Speed Racing Team		218.1

Weather / Track : Sunny / Dry

Results can be found at www.tsl-timing.com

Sepang International Circuit
Circuit Length = 5.543 km
Start: 11:47 Flag 12:47 End: 12:52

Printed - 12:54 Sunday, 09 April 2017

Blancpain GT Series Asia 2017

RACE 2 - ROUND 2 - BEST SECTORS

SECTOR 1				SECTOR 2				SECTOR 3				SECTOR 4				IDEAL / BEST COMPARISON		
POS	NO	NAME	TIME	NO	NAME	TIME	NO	NAME	TIME	NO	NAME	TIME	POS	NO	NAME	IDEAL	BEST	DIFF
1	37	BBT	24.956	999	GruppeM	29.335	86	OD Raci	37.032	38	Spirit	33.567	1	86	OD Racing Team	2:05.322	2:05.658	0.336
2	6	Audi R8	24.975	13	Milesto	29.402	999	GruppeM	37.134	37	BBT	33.603	2	999	GruppeM Racing Team	2:05.332	2:05.494	0.162
3	38	Spirit	24.990	6	Audi R8	29.420	6	Audi R8	37.164	999	GruppeM	33.621	3	6	Audi R8 LMS Cup	2:05.338	2:05.476	0.137
4	39	Spirit	25.094	86	OD Raci	29.423	39	Spirit	37.176	39	Spirit	33.664	4	38	Spirit of Race SA	2:05.399	2:05.527	0.128
5	13	Milesto	25.143	7	Team WR	29.437	13	Milesto	37.180	86	OD Raci	33.698	5	37	BBT	2:05.415	2:05.575	0.159
6	91	FIST -	25.150	91	FIST -	29.443	2	FFF Rac	37.211	13	Milesto	33.731	6	13	Milestone Racing	2:05.457	2:05.612	0.154
7	18	KCMG	25.153	66	Vincenz	29.471	5	Audi Ho	37.291	7	Team WR	33.747	7	39	Spirit of Race SA	2:05.479	2:05.957	0.477
8	86	OD Raci	25.168	888	GruppeM	29.479	38	Spirit	37.292	6	Audi R8	33.779	8	7	Team WRT	2:05.790	2:06.025	0.234
9	2	FFF Rac	25.202	37	BBT	29.487	7	Team WR	37.313	2	FFF Rac	33.863	9	2	FFF Racing Team By ACM	2:06.014	2:06.118	0.104
10	5	Audi Ho	25.240	39	Spirit	29.545	37	BBT	37.369	5	Audi Ho	33.884	10	5	Audi Hong Kong	2:06.024	2:06.396	0.371
11	999	GruppeM	25.241	38	Spirit	29.550	888	GruppeM	37.424	91	FIST -	33.897	11	91	FIST - Team AAI	2:06.033	2:06.477	0.444
12	1	FFF Rac	25.254	18	KCMG	29.567	66	Vincenz	37.426	98	Arrows	33.901	12	66	Vincenzo Sospiri Racing SRL	2:06.080	2:06.276	0.196
13	66	Vincenz	25.279	5	Audi Ho	29.609	18	KCMG	37.511	66	Vincenz	33.903	13	18	KCMG	2:06.165	2:06.259	0.094
14	98	Arrows	25.291	2	FFF Rac	29.737	91	FIST -	37.542	18	KCMG	33.933	14	888	GruppeM Racing Team	2:06.209	2:06.476	0.266
15	7	Team WR	25.293	88	Craft B	29.754	88	Craft B	37.543	88	Craft B	33.940	15	88	Craft Bamboo Racing	2:06.630	2:06.861	0.231
16	75	T2 Moto	25.298	1	FFF Rac	29.804	1	FFF Rac	37.644	1	FFF Rac	33.957	16	1	FFF Racing Team By ACM	2:06.660	2:06.761	0.100
17	888	GruppeM	25.318	98	Arrows	29.811	98	Arrows	37.753	888	GruppeM	33.988	17	98	Arrows Racing	2:06.756	2:07.050	0.293
18	99	Craft B	25.350	75	T2 Moto	29.860	99	Craft B	37.889	99	Craft B	34.055	18	99	Craft Bamboo Racing	2:07.207	2:07.537	0.330
19	88	Craft B	25.392	99	Craft B	29.913	19	KCMG	37.909	75	T2 Moto	34.070	19	75	T2 Motorsport	2:07.713	2:07.841	0.128
20	19	KCMG	25.589	19	KCMG	30.032	69	CMRT Eu	38.292	19	KCMG	34.328	20	19	KCMG	2:07.858	2:08.338	0.479
21	69	CMRT Eu	25.742	69	CMRT Eu	30.424	75	T2 Moto	38.484	69	CMRT Eu	34.702	21	69	CMRT Eurasia	2:09.160	2:09.417	0.257
22	10	EKS Mot	27.451	117	EKS Mot	33.028	117	EKS Mot	41.312	10	EKS Mot	37.366	22	117	EKS Motorsport	2:19.370	2:20.134	0.764
23	117	EKS Mot	27.643	10	EKS Mot	33.224	10	EKS Mot	41.724	117	EKS Mot	37.387	23	10	EKS Motorsports	2:19.765	2:20.141	0.375
24	77	Craft B	27.658	77	Craft B	33.475	77	Craft B	41.939	77	Craft B	37.546	24	77	Craft Bamboo Racing	2:20.618	2:21.137	0.519
25	17	Taiwan	27.824	17	Taiwan	33.590	17	Taiwan	42.218	89	HubAuto	37.579	25	17	Taiwan Top Speed Racing Te	2:21.269	2:21.638	0.369
26	89	HubAuto	27.939	89	HubAuto	33.630	89	HubAuto	42.271	17	Taiwan	37.636	26	89	HubAuto Racing	2:21.419	2:21.691	0.272
27	11	TTR Tea	28.285	11	TTR Tea	33.824	11	TTR Tea	42.485	11	TTR Tea	37.844	27	11	TTR Team SARD	2:22.439	2:23.658	1.219

PERFECT LAP 2:04.891

Weather / Track : Sunny / Dry

Sepang International Circuit

Circuit Length = 5.543 km

Start: 11:47 Flag 12:47 End: 12:52

Results can be found at www.tsl-timing.com

Printed - 12:54 Sunday, 09 April 2017

Blancpain GT Series Asia 2017

RACE 2 - ROUND 2 - DRIVER STATISTICS

POS	NO	CL	PIC	TEAM / DRIVERS	CAR	LAPS	RACE TIME	%	BEST	ON	KPH
1	37	Pro/Am	1	BBT (CHN)	Ferrari 488 GT3	27	1:00:04.371				
				Anthony LIU (CHN)		13	27:29.339	45.76	2:05.575	17	158.90
				Davide RIZZO (HKG)		14	31:03.682	51.71	2:06.214	4	158.10
2	86	Silver	1	OD Racing Team (MYS)	Audi R8 LMS GT3	27	1:00:31.069				
				Mitchell GILBERT (MYS)		15	58:46.431	97.12	2:05.658	23	158.80
				Adilja PATEL (IND)		12	49:05.261	81.11	2:06.771	5	157.40
3	5	Silver	2	Audi Hong Kong (HKG)	Audi R8 LMS GT3	27	1:00:33.727				
				Marchy LEE (HKG)		15	32:01.223	52.87	2:06.396	15	157.87
				Shaun THONG (HKG)		12	26:56.631	44.49	2:06.584	4	157.64
4	999	Pro/Am	2	GruppeM Racing Team (HKG)	Mercedes AMG-GT3	27	1:00:40.619				
				Hunter ABBOTT (GBR)		12	58:52.380	97.03	2:06.672	27	157.53
				Raffaele MARCIELLO (ITA)		15	54:59.480	90.63	2:05.494	8	159.00
5	888	Silver	3	GruppeM Racing Team (HKG)	Mercedes AMG-GT3	27	1:00:47.297				
				Tim SUGDEN (GBR)		12	59:06.331	97.23	2:07.806	23	156.13
				Jules SZYMOWIAK (NLD)		15	54:27.903	89.60	2:06.476	5	157.77
6	1	Silver	4	FFF Racing Team By ACM (CHN)	Lamborghini Huracan GT3	27	1:00:51.559				
				Aidan READ (AUS)		14	30:17.525	49.77	2:08.383	23	155.43
				Alberto DI FOLCO (ITA)		13	29:01.944	47.70	2:06.761	3	157.42
7	88	Silver	5	Craft Bamboo Racing (HKG)	Porsche 911 GT3R	27	1:00:53.239				
				Jules GOUNON (FRA)		16	59:21.783	97.50	2:06.861	13	157.29
				Joel CAMATHIAS (MCO)		11	47:15.437	77.61	2:08.274	4	155.56
8	7	Pro/Am	3	Team WRT (BEL)	Audi R8 LMS GT3	27	1:00:55.108				
				Jeffrey LEE (TPE)		12	26:12.170	43.01	2:09.170	27	154.48
				Will STEVENS (GBR)		15	33:11.344	54.48	2:06.025	7	158.33
9	6	Pro/Am	4	Audi R8 LMS Cup (HKG)	Audi R8 LMS GT3	27	1:00:56.382				
				Alex AU (HKG)		12	26:10.266	42.95	2:07.759	19	156.19
				Alex YOONG (MYS)		15	32:59.624	54.14	2:05.476	4	159.03
10	39	Pro/Am	5	Spirit of Race SA (CHE)	Ferrari 488 GT3	27	1:00:57.887				
				Xin JIANG (CHN)		12	25:53.541	42.47	2:07.373	24	156.66
				Massimiliano WISER (ITA)		15	33:08.412	54.36	2:05.957	5	158.42
11	99	Silver	6	Craft Bamboo Racing (HKG)	Porsche 911 GT3R	27	1:01:02.224				
				Darryl O'YOUNG (HKG)		15	32:26.760	53.16	2:07.537	15	156.46
				Peter LI (CHN)		12	27:03.040	44.32	2:07.749	5	156.20
12	13	Pro/Am	6	Milestone Racing (HKG)	Audi R8 LMS GT3	27	1:01:18.893				
				Jingzu SUN (CHN)		12	26:35.880	43.38	2:10.545	27	152.85
				Franky CHENG (CHN)		15	33:09.964	54.09	2:05.612	5	158.86
13	18	Pro/Am	7	KCMG (HKG)	Audi R8 LMS GT3	27	1:01:21.036				
				Sanghwi Rick YOON (HKG)		12	59:29.650	96.97	2:08.291	26	155.54
				Martin RUMP (EST)		15	53:20.449	86.94	2:06.259	4	158.04
14	75	Am/Am	1	T2 Motorsport (SGP)	Ferrari 488 GT3	27	1:01:45.452				
				Gregory TEO (SGP)		13	28:39.160	46.40	2:09.176	23	154.47
				David TJIPTOBIANTORO (IDN)		14	31:30.146	51.01	2:07.841	7	156.09
15	19	Am/Am	2	KCMG (HKG)	Audi R8 LMS GT3	27	1:01:48.971				
				Naoto TAKEDA (JPN)		13	28:50.794	46.67	2:10.108	23	153.37
				Takuya SHIRASAKA (JPN)		14	31:26.713	50.87	2:08.338	9	155.48
16	66	Silver	7	Vincenzo Sospiri Racing SRL (ITA)	Lamborghini Huracan GT3	27	1:01:52.449				
				Martin KODRIC (HRV)		15	33:46.598	54.59	2:06.276	9	158.02
				Sandy STUVIK (THA)		12	25:34.214	41.33	2:07.577	20	156.41
17	98	Pro/Am	8	Arrows Racing (MYS)	Porsche 911 GT3R	27	1:01:58.164				
				Philip MA (HKG)		12	1:00:06.711	97.00	2:11.022	23	152.30
				Fairuz FAUZY (MYS)		15	55:38.988	89.80	2:07.050	6	157.06
18	38	Pro/Am	9	Spirit of Race SA (CHE)	Ferrari 488 GT3	27	1:02:06.206				
				Nasrat MUZAYYIN (SGP)		12	27:18.748	43.98	2:11.576	23	151.65
				Rui AGUAS (PRT)		15	33:07.652	53.34	2:05.527	3	158.96
19	69	Am/Am	3	CMRT Eurasia (SGP)	Aston Martin Vantage GT3	27	1:02:09.553				
				James CAI (CHN)		12	26:49.168	43.15	2:11.083	18	152.22
				Kenneth LIM (MYS)		15	33:45.140	54.30	2:09.417	4	154.18

Sepang International Circuit
Circuit Length = 5.543 km
Start: 11:47 Flag 12:47 End: 12:52

Weather / Track : Sunny / Dry

Blancpain GT Series Asia 2017

RACE 2 - ROUND 2 - DRIVER STATISTICS

POS	NO	CL	PIC	TEAM / DRIVERS	CAR	LAPS	RACE TIME	%	BEST	ON	KPH
20	117	INV	1	EKS Motorsport (MYS)	Porsche Cayman GT4 Clubsport MR	25	1:02:09.460				
				Nazim AZMAN (MYS)		13	31:37.245	50.87	2:22.302	18	140.22
				Swen HERBERGER (DEU)		12	28:56.369	46.56	2:20.134	5	142.39
21	10	GT4	1	EKS Motorsports (MYS)	Porsche Cayman GT4 Clubsport MR	24	1:00:09.770				
				Byron TONG (HKG)		11	58:23.512	97.06	2:22.922	16	139.62
				Eric LO (HKG)		13	51:34.505	85.73	2:20.141	4	142.39
22	77	GT4	2	Craft Bamboo Racing (HKG)	Porsche Cayman GT4 Clubsport MR	24	1:00:10.316				
				Jean-Marc MERLIN (FRA)		11	58:28.367	97.18	2:22.909	21	139.63
				Frank YU (HKG)		13	53:34.503	89.04	2:21.137	5	141.38
23	89	GT4	3	HubAuto Racing (TPE)	Porsche Cayman GT4 Clubsport MR	24	1:00:58.618				
				Alan YEO (AUS)		11	59:20.884	97.33	2:24.494	21	138.10
				Ringo CHONG (SGP)		13	52:43.999	86.48	2:21.691	5	140.83
24	11	GT4	4	TTR Team SARD (HKG)	Porsche Cayman GT4 Clubsport MR	24	1:01:15.719				
				Terrence TSE (HKG)		13	59:45.470	97.54	2:24.007	14	138.56
				Tony FONG (HKG)		11	48:34.903	79.30	2:23.658	3	138.90
25	17	GT4	5	Taiwan Top Speed Racing Team (TPE)	Porsche Cayman GT4 Clubsport MR	24	1:01:40.148				
				Jeremy WANG (TPE)		11	59:20.713	96.23	2:24.641	24	137.96
				Keo CHANG (TPE)		13	52:25.493	85.01	2:21.638	5	140.88
26	91	Silver	8	FIST - Team AAI (TPE)	BMW M6 GT3	21	48:35.139				
				Oliver MILLROY (GBR)		8	17:45.496	36.55	2:07.896	17	156.02
				Jesse KROHN (FIN)		13	29:11.142	60.07	2:06.477	4	157.77
27	2	Pro/Am	10	FFF Racing Team By ACM (CHN)	Lamborghini Huracan GT3	21	49:51.253				
				Junhan ZHU (CHN)		6	14:18.406	28.70	2:15.808	18	146.93
				Ho-Pin TUNG (CHN)		15	33:31.172	67.24	2:06.118	4	158.22

Weather / Track : Sunny / Dry

Sepang International Circuit
 Circuit Length = 5.543 km
 Start: 11:47 Flag 12:47 End: 12:52

Blancpain GT Series Asia 2017

RACE 2 - ROUND 2 - PIT STOP ANALYSIS

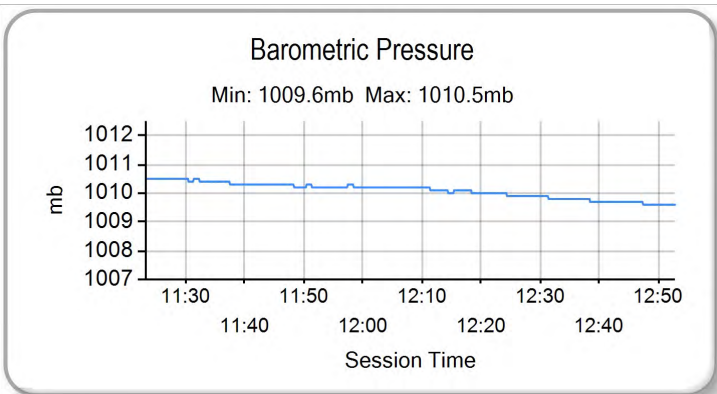
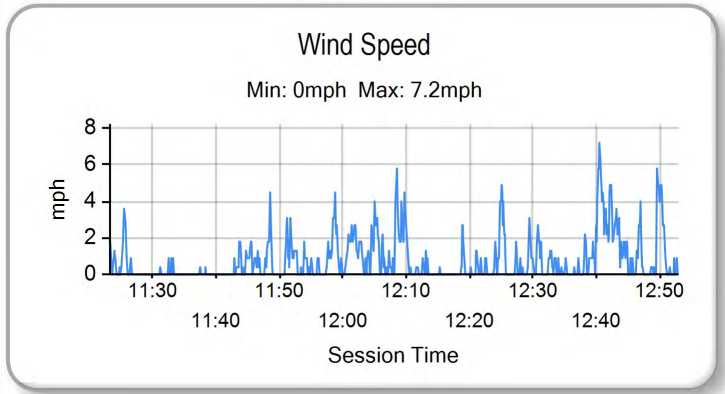
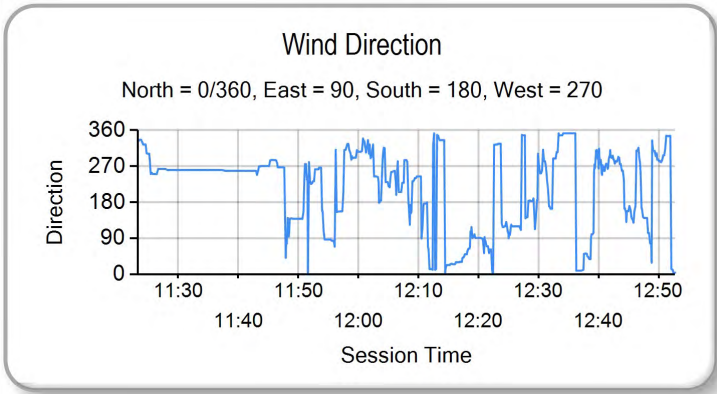
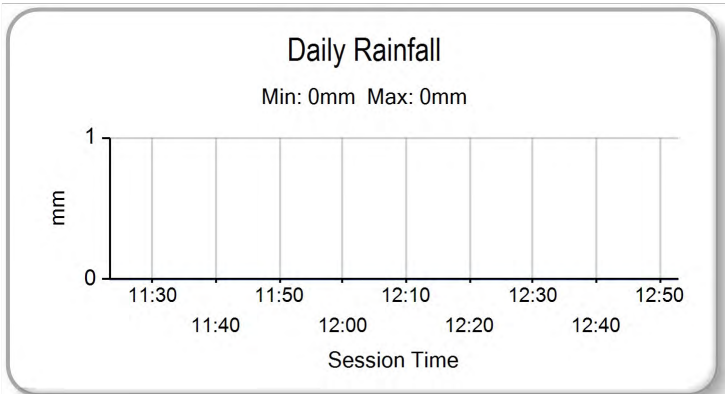
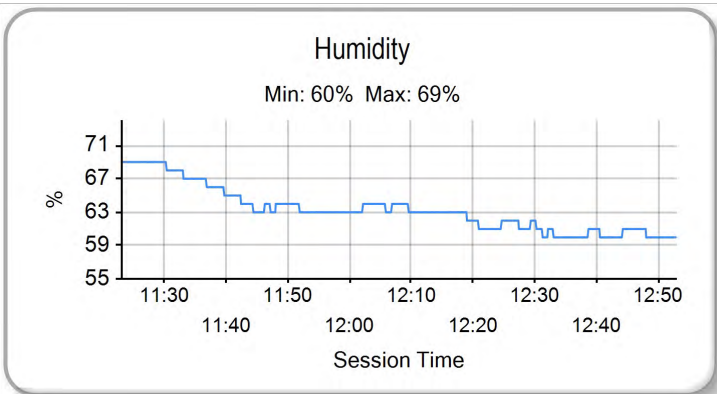
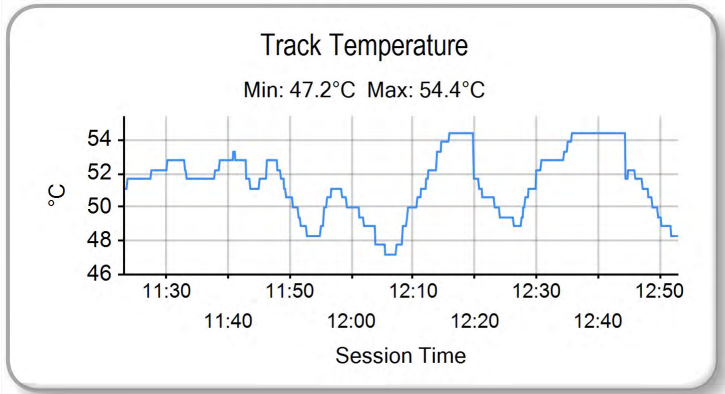
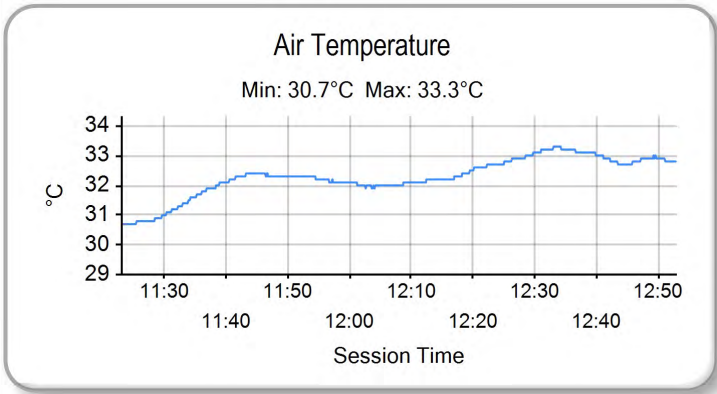
P1	37 Pro/An	BBT						Ferrari 488 GT3
D1: Anthony LIU	Total Stint: 13 Laps - 27:29.339 (45.76%)							Best Lap: 2:05.575 On Lap 17 @ 158.90 kph
D2: Davide RIZZO	Total Stint: 14 Laps - 31:03.682 (51.71%)							Best Lap: 2:06.214 On Lap 4 @ 158.10 kph
STOP	IN TIME	DRIVER IN	STINT TIME	STOP TIME	TOTAL STOP TIME	OUT TIME	DRIVER OUT	
1 -	12:18:40.814	Davide RIZZO	31:07.934	1:31.350	1:31.350	12:20:12.164	Anthony LIU	
-	Finish	Anthony LIU	27:25.087					
P2	86 Silver	OD Racing Team						Audi R8 LMS GT3
D1: Mitchell GILBERT	Total Stint: 15 Laps - 58:46.431 (97.12%)							Best Lap: 2:05.658 On Lap 23 @ 158.80 kph
D2: Aditja PATEL	Total Stint: 12 Laps - 49:05.261 (81.11%)							Best Lap: 2:06.771 On Lap 5 @ 157.40 kph
STOP	IN TIME	DRIVER IN	STINT TIME	STOP TIME	TOTAL STOP TIME	OUT TIME	DRIVER OUT	
1 -	12:14:33.310	Aditja PATEL	27:00.430	1:44.638	1:44.638	12:16:17.948	Mitchell GILBERT	
-	Finish	Mitchell GILBERT	31:46.001					
P3	5 Silver	Audi Hong Kong						Audi R8 LMS GT3
D1: Marchy LEE	Total Stint: 15 Laps - 32:01.223 (52.87%)							Best Lap: 2:06.396 On Lap 15 @ 157.87 kph
D2: Shaun THONG	Total Stint: 12 Laps - 26:56.631 (44.49%)							Best Lap: 2:06.584 On Lap 4 @ 157.64 kph
STOP	IN TIME	DRIVER IN	STINT TIME	STOP TIME	TOTAL STOP TIME	OUT TIME	DRIVER OUT	
1 -	12:14:39.107	Shaun THONG	27:06.227	1:35.873	1:35.873	12:16:14.980	Marchy LEE	
-	Finish	Marchy LEE	31:51.627					
P4	999 Pro/An	GruppeM Racing Team						Mercedes AMG-GT3
D1: Hunter ABBOTT	Total Stint: 12 Laps - 58:52.380 (97.03%)							Best Lap: 2:06.672 On Lap 27 @ 157.53 kph
D2: Raffaele MARCIELLO	Total Stint: 15 Laps - 54:59.480 (90.63%)							Best Lap: 2:05.494 On Lap 8 @ 159.00 kph
STOP	IN TIME	DRIVER IN	STINT TIME	STOP TIME	TOTAL STOP TIME	OUT TIME	DRIVER OUT	
1 -	12:20:46.607	Raffaele MARCIELLO	33:13.727	1:48.239	1:48.239	12:22:34.846	Hunter ABBOTT	
-	Finish	Hunter ABBOTT	25:38.652					
P5	888 Silver	GruppeM Racing Team						Mercedes AMG-GT3
D1: Tim SUGDEN	Total Stint: 12 Laps - 59:06.331 (97.23%)							Best Lap: 2:07.806 On Lap 23 @ 156.13 kph
D2: Jules SZYMKOWIAK	Total Stint: 15 Laps - 54:27.903 (89.6%)							Best Lap: 2:06.476 On Lap 5 @ 157.77 kph
STOP	IN TIME	DRIVER IN	STINT TIME	STOP TIME	TOTAL STOP TIME	OUT TIME	DRIVER OUT	
1 -	12:20:53.376	Jules SZYMKOWIAK	33:20.496	1:40.966	1:40.966	12:22:34.342	Tim SUGDEN	
-	Finish	Tim SUGDEN	25:45.835					
P6	1 Silver	FFF Racing Team By ACM						Lamborghini Huracan GT3
D1: Aidan READ	Total Stint: 14 Laps - 30:17.525 (49.77%)							Best Lap: 2:08.383 On Lap 23 @ 155.43 kph
D2: Alberto DI FOLCO	Total Stint: 13 Laps - 29:01.944 (47.7%)							Best Lap: 2:06.761 On Lap 3 @ 157.42 kph
STOP	IN TIME	DRIVER IN	STINT TIME	STOP TIME	TOTAL STOP TIME	OUT TIME	DRIVER OUT	
1 -	12:16:48.903	Alberto DI FOLCO	29:16.023	1:32.090	1:32.090	12:18:20.993	Aidan READ	
-	Finish	Aidan READ	30:03.445					
P7	88 Silver	Craft Bamboo Racing						Porsche 911 GT3R
D1: Jules GOUNON	Total Stint: 16 Laps - 59:21.783 (97.5%)							Best Lap: 2:06.861 On Lap 13 @ 157.29 kph
D2: Joel CAMATHIAS	Total Stint: 11 Laps - 47:15.437 (77.61%)							Best Lap: 2:08.274 On Lap 4 @ 155.56 kph
STOP	IN TIME	DRIVER IN	STINT TIME	STOP TIME	TOTAL STOP TIME	OUT TIME	DRIVER OUT	
1 -	12:12:45.205	Joel CAMATHIAS	25:12.325	1:31.456	1:31.456	12:14:16.661	Jules GOUNON	
-	Finish	Jules GOUNON	34:09.457					
P8	7 Pro/An	Team WRT						Audi R8 LMS GT3
D1: Jeffrey LEE	Total Stint: 12 Laps - 26:12.170 (43.01%)							Best Lap: 2:09.170 On Lap 27 @ 154.48 kph
D2: Will STEVENS	Total Stint: 15 Laps - 33:11.344 (54.48%)							Best Lap: 2:06.025 On Lap 7 @ 158.33 kph
STOP	IN TIME	DRIVER IN	STINT TIME	STOP TIME	TOTAL STOP TIME	OUT TIME	DRIVER OUT	
1 -	12:20:45.262	Will STEVENS	33:12.382	1:31.593	1:31.593	12:22:16.855	Jeffrey LEE	
-	Finish	Jeffrey LEE	26:11.132					
P9	6 Pro/An	Audi R8 LMS Cup						Audi R8 LMS GT3
D1: Alex AU	Total Stint: 12 Laps - 26:10.266 (42.95%)							Best Lap: 2:07.759 On Lap 19 @ 156.19 kph
D2: Alex YOONG	Total Stint: 15 Laps - 32:59.624 (54.14%)							Best Lap: 2:05.476 On Lap 4 @ 159.03 kph
STOP	IN TIME	DRIVER IN	STINT TIME	STOP TIME	TOTAL STOP TIME	OUT TIME	DRIVER OUT	

Weather / Track : Sunny / Dry

Sepang International Circuit
Circuit Length = 5.543 miles
Start: 11:47 Flag 12:47 End: 12:52

Blancpain GT Series Asia 2017

RACE 2 - ROUND 2 - WEATHER CONDITIONS



Weather / Track : Sunny / Dry

Results can be found at www.tsl-timing.com

Sepang International Circuit
Circuit Length = 5.543 miles
Start: 11:47 Flag 12:47 End: 12:52

Printed - 12:58 Sunday, 09 April 2017