

# Blancpain GT Series Sprint Cup

## Result List Qualifying Race

Provisional



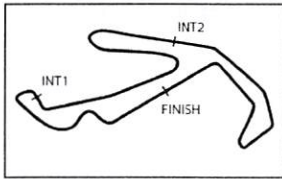
**STEWARDS**  
LOG NR 68  
**POSTED**  
at 22.30

Misano World Circuit, Length: 4226m  
Air temperature: 16.63°C  
Track temperature: 20.8°C  
Weather condition: Dry

Saturday, April 01, 2017 20:40:00

started : 34      classified : 26      not classified : 8

Nr.	Drivers	Team	Laps	Total Time	Gap	Kph	Lap	Time	Kph
Cl.	Car	Entrant							
1	84 F.Perera/M.Buhk Mercedes-AMG GT3	HTP Motorsport HTP Motorsport	37	1:23:17.761		112.2	13	1:33.175	163.2
2	85 F.Schiller/J.Szymkowiak SilverC Mercedes-AMG GT3	HTP Motorsport HTP Motorsport	37	1:23:23.544	5.783	112.2	22	1:33.183	163.2
3	90 M.Meadows/R.Marciello Mercedes-AMG GT3	AKKA ASP AKKA ASP	37	1:23:37.444	19.683	111.8	16	1:33.481	162.7
4	7 V.Abril/S.Kane Bentley Continental GT3	Bentley Team M-Sport Bentley Team M-Sport	37	1:23:43.587	25.826	111.8	15	1:33.613	162.5
5	88 F.Serralles/D.Juncadella Mercedes-AMG GT3	AKKA ASP AKKA ASP	37	1:23:45.518	27.757	111.7	13	1:33.506	162.7
6	1 E.Ide/C.Mies Audi R8 LMS	Belgian Audi Club Team WRT Belgian Audi Club Team WRT	37	1:23:52.730	34.969	111.6	13	1:33.666	162.4
7	26 R.Monti/C.Haase Audi R8 LMS	Sainteloc Racing Sainteloc Junior Team	37	1:23:55.570	37.809	111.6	19	1:33.743	162.2
8	63 C.Engelhart/M.Bortolotti Lamborghini Huracan GT3	GRT Grasser Racing Team GRT Grasser Racing Team	37	1:23:56.588	38.827	111.4	10	1:33.681	162.3
9	5 M.Fässler/D.Vanthoor Audi R8 LMS	Belgian Audi Club Team WRT Belgian Audi Club Team WRT	37	1:23:57.070	39.309	111.5	26	1:33.669	162.4
10	75 C.Schmid/F.Salaquarda Audi R8 LMS	ISR ISR	37	1:23:57.909	40.148	111.5	20	1:33.585	162.5
11	98 J.Krohn/M.Palttala BMW M6 GT3	Rowe Racing Rowe Racing	37	1:24:02.133	44.372	111.5	29	1:34.384	161.1
12	17 S.Leonard/J.Green Audi R8 LMS	Team WRT Team WRT	37	1:24:07.496	49.735	111.4	9	1:34.409	161.1
13	11 M.Broniszewski/G.Piccini PRO-A Ferrari 488 GT3	Kessel Racing Kessel Racing	37	1:24:42.164	1:24.403	110.5	14	1:34.350	161.2
14	3 P.Schothorst/D.Jake Audi R8 LMS	Team WRT Team WRT	37	1:24:42.925	1:25.164	110.6	13	1:34.383	161.1
15	27 G.Yacaman/F.Crestani Lamborghini Huracan GT3	Orange 1 Team Lazarus Lazarus	37	1:24:48.319	1:30.558	110.5	11	1:34.296	161.3
16	99 T.Blomqvist/P.Eng BMW M6 GT3	Rowe Racing Rowe Racing	37	1:24:54.828	1:37.067	110.3	14	1:34.309	161.3
17	39 P.Bhimbhakkdi/C.Van Dam PRO-A Ferrari 488 GT3	Kessel Racing TP12 Kessel Racing	36	1:23:24.785	1LAPS	109.2	15	1:34.338	161.2
18	59 A.Watson/R.Bell McLaren 650 S GT3	Strakka Racing Strakka Racing	36	1:23:38.034	1LAPS	108.7	11	1:33.575	162.5
19	42 N.Leventis/L.Williamson SilverC McLaren 650 S GT3	Strakka Motorsport Strakka Motorsport	36	1:23:45.117	1LAPS	108.6	12	1:33.515	162.6
20	86 J.Eriksson/D.Baumann Mercedes-AMG GT3	Mercedes-AMG Team HTP Motorsport HTP Motorsport	36	1:24:06.846	1LAPS	108.0	30	1:33.319	163.0
21	74 F.Stippler/K.Ceccon Audi R8 LMS	ISR ISR	36	1:24:30.996	1LAPS	107.9	27	1:33.971	161.8
22	58 B.Barnicoat/A.Parente McLaren 650 S GT3	Strakka Racing Strakka Racing	36	1:24:35.149	1LAPS	109.2	10	1:34.024	161.8
23	66 G.Venturini/M.Mapelli Lamborghini Huracan GT3	Attempto Racing Attempto Racing	35	1:23:25.719	2 LAP	105.8	8	1:33.830	162.1
24	70 Y.Mori/K.Heyer PRO-A Mercedes-AMG GT3	Kornely Motorsport Kornely Motorsport	35	1:23:33.704	2 LAP	106.0	18	1:36.562	157.5
25	333 A.Mattschull/D.Keilwitz PRO-A Ferrari 488 GT3	Rinaldi Racing Rinaldi Racing	35	1:23:34.237	2 LAP	106.0	10	1:33.995	161.8
26	24 C.Wood/M.Helistekangas SilverC Lamborghini Reiter Gallardo R-EX	Reiter Young Stars Reiter Engineering	33	1:18:53.776	4 LAP	105.9	13	1:34.648	160.7



# Blancpain GT Series Sprint Cup

## Result List Qualifying Race

Provisional



Misano World Circuit, Length: 4226m

Air temperature: 16.63°C

Track temperature: 20.8°C

Weather condition: Dry

Saturday, April 01, 2017 20:40:00

started : 34      classified : 26      not classified : 8

Nr. Drivers	Team	Laps	Total Time	Gap	Kph	Lap	Time	Kph
Cl. Car	Entrant							
<b>Not classified</b>								
87 J.Beaubelique/J.Gounon	AKKA ASP	8	38:52.468	29 LAP	129.7	6	1:33.717	162.3
PRO-A Mercedes-AMG GT3	AKKA ASP							
67 A.Zaugg/M.Van Splunteren	Attempto Racing	1	2:15.123	36 LAP				
SilverC Lamborghini Huracan GT3	Attempto Racing							
2 M.Winkelhock/W.Stevens	Belgian Audi Club Team WRT							
Audi R8 LMS	Belgian Audi Club Team WRT							
8 M.Soulet/A.Soucek	Bentley Team M-Sport							
Bentley Continental GT3	Bentley Team M-Sport							
44 L.Hezemans/J.Kane	Strakka Racing							
McLaren 650 S GT3	Strakka Racing							
19 E.Perez Companc/N.Siedler	GRT Grasser Racing Team							
Lamborghini Huracan GT3	GRT Grasser Racing Team							
55 P.Quaife/L.Case	AF Corse							
SilverC Ferrari 488 GT3	Spirit Of Race							
89 C.Bouret/J.Belloc	AKKA ASP							
PRO-A Mercedes-AMG GT3	AKKA ASP							



Fastest lap of the race. Car 84 driver Maximilian Buhk on lap 13. Time 1:33.175, average speed 163.2 km/h.

Subject to final scrutineering!

Publication time:	Race Director: Alain Adam	Timekeeper: Steffen Ruhl
-------------------	---------------------------	--------------------------

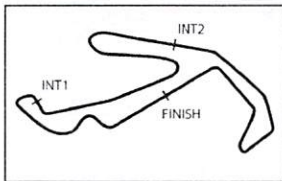
BLANCPAIN Timing

ver: 1.0

[www.blancpain-gt-series.com](http://www.blancpain-gt-series.com)

Page 2/ 2 printed: 1.4.2017 22:18





# Blancpain GT Series Sprint Cup

## Class Result List Qualifying Race

Provisional



Misano World Circuit, Length: 4226m  
 Air temperature: 16.63°C  
 Track temperature: 20.8°C  
 Weather condition: Dry

Saturday, April 01, 2017 20:40:00

started : 34      classified : 26      not classified : 8

Nr. Drivers	Team	Laps	Total Time	Gap	Kph	Lap	Time	Kph
Car	Entrant							

### CLASS: PRO-AM

Started: 6      Classified: 4

Not Classified: 2

1	11	M.Broniszewski/G.Piccini	Kessel Racing	37	1:24:42.164		110.5	14	1:34.350	161.2
		Ferrari 488 GT3	Kessel Racing							
2	39	P.Bhirombhakdi/C.Van Dam	Kessel Racing TP12	36	1:23:24.785	1LAPS	109.2	15	1:34.338	161.2
		Ferrari 488 GT3	Kessel Racing							
3	70	Y.Mori/K.Heyer	Kornely Motorsport	35	1:23:33.704	2 LAP	106.0	18	1:36.562	157.5
		Mercedes-AMG GT3	Kornely Motorsport							
4	333	A.Mattschull/D.Keilwitz	Rinaldi Racing	35	1:23:34.237	2 LAP	106.0	10	1:33.995	161.8
		Ferrari 488 GT3	Rinaldi Racing							

### Not classified

87	J.Beaubelique/J.Gounon	AKKA ASP	8	38:52.468	29 LAP	129.7	6	1:33.717	162.3
	Mercedes-AMG GT3	AKKA ASP							
89	C.Bourret/J.Belloc	AKKA ASP							
	Mercedes-AMG GT3	AKKA ASP							

Fastest lap of the class. Car 87 driver Jules Gounon on lap 6. Time 1:33.717, average speed 162.3 km/h.

### CLASS: Silver Cup

Started: 5      Classified: 3

Not Classified: 2

1	85	F.Schiller/J.Szymkowiak	HTP Motorsport	37	1:23:23.544		112.2	22	1:33.183	163.2
		Mercedes-AMG GT3	HTP Motorsport							
2	42	N.Leventis/L.Williamson	Strakka Motorsport	36	1:23:45.117	1LAPS	108.6	12	1:33.515	162.6
		McLaren 650 S GT3	Strakka Motorsport							
3	24	C.Wood/M.Helistekangas	Reiter Young Stars	33	1:18:53.776	4 LAP	105.9	13	1:34.648	160.7
		Lamborghini Reiter Gallardo R-EX	Reiter Engineering							

### Not classified

67	A.Zaugg/M.Van Splunteren	Attempto Racing	1	2:15.123	36 LAP				
	Lamborghini Huracan GT3	Attempto Racing							
55	P.Quaife/L.Case	AF Corse							
	Ferrari 488 GT3	Spirit Of Race							

Fastest lap of the class. Car 85 driver Fabian Schiller on lap 22. Time 1:33.183, average speed 163.2 km/h.



Subject to final scrutineering!

Publication time:	Race Director: Alain Adam	Timekeeper: Steffen Rubl
-------------------	---------------------------	--------------------------

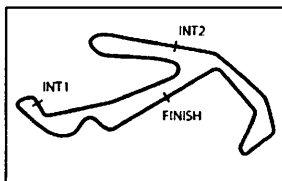
BLANCPAIN Timing

ver: 1.0

www.blancpain-gt-series.com

Page 1/ 1 printed: 1.4.2017 22:18





# Blancpain GT Series Sprint Cup

## Sector List Qualifying Race

Provisional



Misano World Circuit, Length: 4226m

Air temperature: 16.63°C

Track temperature: 20.8°C

Weather condition: Dry

Saturday, April 01, 2017 20:40:00

Lap	Time	SE1	SP1	SE2	SP2	SE3	SP3	TSP	Lap	Time	SE1	SP1	SE2	SP2	SE3	SP3	TSP
<b>1 Ide, BEL / Mies, DEU</b>									<b>theoretical besttime: 1:33.505</b>								
1	2:07.683	33.205	123	37.706	218	56.772	90		20	1:43.629	24.709	130	36.362	217		42.558	
2	22:48.764	47.486	33	1:39.816	125	20:21.462	65		21	2:24.256	1:12.815	131	37.672	216		33.769	205
3	2:49.390	37.571	108	53.315	83	1:18.504	91		22	1:35.158	24.959	130	36.614	217		33.585	205
4	3:02.140	41.386	80	1:14.444	103	1:06.310	201		23	1:35.238	24.960	132	36.718	218		33.560	203
5	1:35.310	25.615	136	36.445	219	33.250	204		24	1:35.827	24.768	137	37.171	207		33.888	204
6	1:35.345	24.818	133	36.660	218	33.867	203		25	1:34.663	24.673	133	36.428	217		33.562	204
7	1:34.662	24.752	129	36.484	220	33.426	204		26	1:34.778	24.646	132	36.562	217		33.570	205
8	1:34.541	24.676	132	36.289	219	33.576	204		27	1:34.321	24.570	132	36.435	216		33.316	204
9	1:35.132	24.588	132	36.367	217	34.177	205		28	1:34.683	24.707	134	36.494	217		33.482	204
10	1:34.160	24.847		36.125	219	33.188	204		29	1:34.944	24.964	130	36.592	218		33.388	204
11	1:33.894	24.483	134	36.224	218	33.187	204		30	1:34.504	24.760	129	36.396	217		33.348	204
12	1:33.977	24.478	134	36.342	217	33.157	204		31	1:34.814	24.797	132	36.536	217		33.481	202
13	1:33.666	24.376	133	36.232	217	33.058	205		32	1:34.962	25.032	131	36.510	218		33.420	204
14	1:33.856	24.487	132	36.179	218	33.190	203		33	1:34.950	24.894	129	36.578	218		33.478	204
15	1:33.907	24.554	133	36.137	218	33.216	203		34	1:34.721	24.756	131	36.499	218		33.466	205
16	1:33.805	24.547	133	36.184	217	33.074	205		35	1:35.488	25.026	132	36.519	216		33.943	204
17	1:33.950	24.578	132	36.111	218	33.261	204		36	1:37.122	25.063	133	36.977	217		35.082	202
18	1:33.924	24.493	132	36.413	218	33.018	204		37	1:35.914	25.316	130	36.519	218		34.079	204
19	1:34.652	24.634	131	36.615	216	33.403	202										

### 2 Winkelhock, DEU / Stevens, GBR

theoretical besttime:

1	32.722	121															
---	--------	-----	--	--	--	--	--	--	--	--	--	--	--	--	--	--	--

### 3 Schothorst, NLD / Jake, GBR

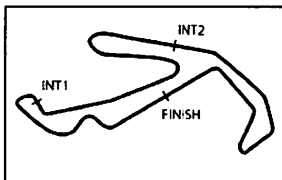
theoretical besttime: 1:34.338

1	2:14.199	37.084	123	41.159	209	55.956	61		20	1:36.541	25.488	128	37.038	216	34.015	204	
2	22:48.338	1:07.122	5	1:34.896	212	20:06.320	80		21	1:35.772	25.197	130	36.938	217	33.637	204	
3	2:52.251	39.297	92	53.410	75	1:19.544	101		22	1:36.056	25.079	130	36.873	218	34.104	203	
4	2:56.342	39.937	91	1:13.645	100	1:02.760	202		23	1:36.067	25.188	129	36.954	216	33.925	204	
5	1:37.368	25.844	120	37.514	218	34.010	204		24	1:36.885	25.572	124	37.238	216	34.075	204	
6	1:35.805	25.234	131	36.755	217	33.816	204		25	1:35.881	25.186	127	36.947	217	33.748	204	
7	1:35.315	24.977	134	36.551	218	33.787	203		26	1:35.484	25.035	127	36.858	217	33.591	204	
8	1:36.184	25.284	132	37.114	217	33.786	204		27	1:35.838	25.148	128	36.942	217	33.748	201	
9	1:36.304	25.272	133	37.283	217	33.749	205		28	1:35.523	25.090	130	36.744	217	33.689	203	
10	1:35.999	24.846	136	37.428	218	33.725	204		29	1:35.711	25.126	128	36.741	218	33.844	200	
11	1:34.807	24.774	137	36.542	218	33.491	201		30	1:35.240	25.092	128	36.755	217	33.393	204	
12	1:34.720	24.836	136	36.424	216	33.460	204		31	1:35.361	24.826	127	36.794	218	33.741	203	
13	1:34.383	24.707	135	36.316	217	33.360	204		32	1:36.809	25.823	129	36.946	218	34.040	204	
14	1:34.591	24.662	136	36.561	219	33.368	205		33	1:36.111	25.373	127	36.834	218	33.904	204	
15	1:45.366	25.105	132	36.585	219	43.676			34	1:35.776	25.136	128	36.930	219	33.710	204	
16	2:26.467	1:12.879	125	38.631	216	34.957	201		35	1:36.532	25.444	130	36.719	219	34.369	204	
17	1:38.551	25.751	131	37.223	216	35.577	202		36	1:37.366	25.299	131	36.860	219	35.207	203	
18	1:38.291	25.700	130	37.456	216	35.135	200		37	1:37.644	25.873	126	36.963	218	34.808	202	
19	1:37.047	25.924	131	37.164	217	33.959	204										

### 5 Fässler, CHE / Vanthoor, BEL

theoretical besttime: 1:33.572

1	2:06.830	32.610	128	37.737	217	56.483	84		20	1:34.190	24.563	134	36.521	216	33.106	204	
2	22:48.961	47.264	36	1:40.151	119	20:21.546	66		21	1:34.637	24.487	131	36.771	217	33.379	204	
3	2:48.617	37.324	116	53.644	80	1:17.649	92		22	1:35.038	24.388	134	36.523	217	34.127	204	
4	3:03.390	42.284	81	1:13.856	109	1:07.250	200		23	1:34.192	24.514	135	36.252	217	33.426	200	
5	1:36.474	25.377	131	36.844	202	34.253	204		24	1:34.711	24.757	135	36.616	216	33.338	204	
6	1:34.810	24.704	131	36.490	218	33.616	205		25	1:34.078	24.400	133	36.479	217	33.199	204	
7	1:34.820	24.688	132	36.588	218	33.544	204		26	1:33.669	24.421	133	36.203	217	33.045	205	
8	1:34.363	24.570	132	36.338	219	33.455	204		27	1:34.025	24.530	133	36.329	218	33.166	205	
9	1:35.038	24.684	133	36.212	219	34.142	204		28	1:34.183	24.569	135	36.457	217	33.157	205	
10	1:35.123	24.878	131	36.458	216	33.787	205		29	1:34.429	24.535	132	36.754	217	33.140	204	
11	1:34.290	24.653	132	36.235	219	33.402	204		30	1:34.327	24.657	132	36.521	217	33.149	204	
12	1:34.057	24.576	134	36.176	219	33.305	204		31	1:34.063	24.573	130	36.283	218	33.207	203	
13	1:34.178	24.634	131	36.443	218	33.101	204		32	1:34.179	24.724	130	36.287	219	33.168	204	
14	1:33.735	24.400	131	36.238	219	33.097	205		33	1:34.347	24.556	131	36.371	219	33.420	203	
15	1:33.751	24.505	133	36.139	219	33.107	205		34	1:34.467	24.648	133	36.551	219	33.268	204	
16	1:34.886	24.684	133	36.874	217	33.328	203		35	1:34.941	24.837	128	36.613	219	33.491	204	
17	1:43.755	24.474	134	36.144	219	43.137			36	1:48.541	25.402	132	36.621	219	46.518	200	



# Blancpain GT Series Sprint Cup

## Sector List Qualifying Race

Provisional



Misano World Circuit, Length: 4226m

Air temperature: 16.63°C

Track temperature: 20.8°C

Weather condition: Dry

Saturday, April 01, 2017 20:40:00

Lap	Time	SE1	SP1	SE2	SP2	SE3	SP3	TSP	Lap	Time	SE1	SP1	SE2	SP2	SE3	SP3	TSP
18	2:21.806	1:10.837	131	37.417	216	33.552	203		37	1:35.728	25.189	131	36.579	219	33.960	204	
19	1:34.441	24.562	132	36.476	216	33.403	204										

### 7 Abril, MCO / Kane, GBR

theoretical besttime: 1:33.422

1	2:05.998	32.235	131	37.181	222	56.582	82		20	1:34.923	24.871	128	36.734	218	33.318	208	
2	22:48.909	46.926	40	1:39.973	127	20:22.010	72		21	1:34.655	24.962	128	36.506	221	33.187	209	
3	2:48.676	37.266	113	53.491	84	1:17.919	83		22	1:34.119	24.751	129	36.301	221	33.067	209	
4	3:03.210	42.248	69	1:13.651	112	1:07.311	204		23	1:34.330	24.693	128	36.366	220	33.271	208	
5	1:35.840	25.288	132	36.611	222	33.941	207		24	1:34.386	24.695	129	36.456	221	33.235	209	
6	1:34.897	25.025	132	36.539	221	33.333	208		25	1:34.018	24.610	131	36.190	221	33.218	210	
7	1:34.497	24.957	132	36.275	221	33.265	208		26	1:33.949	24.684	130	36.158	221	33.107	209	
8	1:33.782	24.541	134	35.979	221	33.262	210		27	1:34.547	24.724	133	36.317	222	33.506	210	
9	1:34.007	24.611	135	35.999	222	33.397	209		28	1:35.115	25.150	126	36.519	222	33.446	209	
10	1:34.051	24.750	130	36.103	220	33.198	209		29	1:34.520	24.743	133	36.353	222	33.424	208	
11	1:33.949	24.626	135	36.089	222	33.234	209		30	1:34.655	24.894	132	36.449	223	33.312	209	
12	1:33.784	24.568	134	35.988	221	33.228	209		31	1:34.757	24.851	129	36.590	222	33.316	209	
13	1:33.907	24.563	134	36.108	220	33.236	209		32	1:34.514	24.777	132	36.393	223	33.344	210	
14	1:33.897	24.759	131	35.947	221	33.191	209		33	1:34.668	24.733	130	36.449	223	33.486	208	
15	1:33.613	24.414	136	36.090	223	33.109	208		34	1:35.045	24.924	130	36.605	223	33.516	208	
16	1:34.327	24.714	132	36.164	221	33.449	208		35	1:36.028	24.985	130	36.580	223	34.463	206	
17	1:34.416	24.956	133	36.102	221	33.358	208		36	1:35.030	25.174	134	36.142	223	33.714	209	
18	1:44.249	24.680	136	35.941	222	43.628			37	1:35.971	25.056	131	36.542	221	34.373	205	
19	2:22.348	1:12.366	129	36.631	220	33.351	209										

### 8 Soulet, BEL / Soucek, ESP

theoretical besttime:

1	34.283	124															
---	--------	-----	--	--	--	--	--	--	--	--	--	--	--	--	--	--	--

### 11 Broniszewski, POL / Piccini, ITA

theoretical besttime: 1:34.256

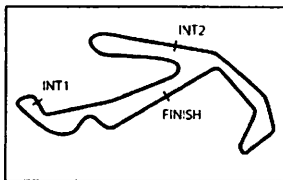
1	2:10.071	32.999	127	39.249	206	57.823	73		20	1:50.240	25.142	129	37.212	218	47.886		
2	22:48.213	50.658	19	1:37.422	207	20:20.133	70		21	2:32.044	1:20.669	128	37.202	217	34.173	202	
3	2:50.763	39.260	115	53.499	89	1:18.004	81		22	1:35.955	25.295	125	36.691	217	33.969	201	
4	2:59.926	40.745	77	1:14.520	87	1:04.661	200		23	1:36.740	25.401	129	37.152	217	34.187	202	
5	1:36.977	25.928	130	36.870	220	34.179	206		24	1:37.384	26.142	124	37.002	218	34.240	203	
6	1:35.265	25.104	131	36.563	220	33.598	204		25	1:36.509	25.498	130	36.814	217	34.197	203	
7	1:34.903	24.953	130	36.370	220	33.580	200		26	1:36.749	25.708	131	36.880	219	34.161	199	
8	1:34.867	25.046	131	36.352	219	33.469	202		27	1:36.469	25.350	131	36.876	219	34.243	203	
9	1:34.624	24.704	132	36.271	219	33.649	200		28	1:36.254	25.336	129	36.862	218	34.056	200	
10	1:34.931	24.729	127	36.613	219	33.589	204		29	1:36.479	25.477	132	36.833	217	34.169	202	
11	1:34.980	25.007	132	36.316	220	33.657	204		30	1:36.302	25.212	131	36.947	217	34.143	203	
12	1:34.772	24.815	131	36.337	219	33.620	204		31	1:36.707	25.793	124	36.982	218	33.932	203	
13	1:34.549	24.818	131	36.279	219	33.452	204		32	1:36.419	25.513	127	36.787	219	34.119	203	
14	1:34.350	24.634	130	36.268	219	33.448	203		33	1:37.200	25.350	127	37.543	219	34.307	198	
15	1:34.580	24.707	133	36.372	219	33.501	203		34	1:36.068	25.316	130	36.653	219	34.099	203	
16	1:34.776	24.560	132	36.360	219	33.856	204		35	1:36.875	25.407	129	36.876	217	34.592	200	
17	1:34.396	24.683	132	36.285	219	33.428	204		36	1:37.642	25.268	129	37.164	219	35.210	199	
18	1:35.153	24.885	127	36.586	218	33.682	200		37	1:37.308	25.758	126	37.028	219	34.522	202	
19	1:34.724	24.771	131	36.304	219	33.649	204										

### 17 Leonard, GBR / Green, GBR

theoretical besttime: 1:34.204

1	2:11.784	35.351	126	39.822	215	56.611	67		20	1:35.258	24.947	133	36.560	215	33.751	204	
2	22:48.225	1:01.159	6	1:29.671	213	20:17.395	78		21	1:36.516	24.590	134	37.406	215	34.520	204	
3	2:50.893	39.638	103	52.169	76	1:19.086	90		22	1:34.815	24.607	130	36.550	216	33.658	201	
4	2:58.900	40.484	81	1:14.207	105	1:04.209	199		23	1:34.724	24.876	130	36.461	216	33.387	204	
5	1:36.922	25.772	130	37.454	216	33.696	201		24	1:34.496	24.577	132	36.539	216	33.380	203	
6	1:35.439	24.991	131	36.757	217	33.691	203		25	1:34.507	24.521	132	36.497	217	33.489	206	
7	1:34.962	24.744	132	36.501	217	33.717	203		26	1:35.092	24.615	131	36.847	217	33.630	203	
8	1:34.948	24.778	130	36.670	217	33.500	205		27	1:34.770	24.672	134	36.639	216	33.459	204	
9	1:34.409	24.703	132	36.438	217	33.268	204		28	1:34.716	24.558	132	36.727	217	33.431	204	
10	1:34.746	24.731	132	36.462	219	33.553	203		29	1:34.775	24.881	131	36.415	217	33.479	204	
11	1:35.935	24.915	130	37.421	218	33.599	204		30	1:34.962	24.777	132	36.498	216	33.687	204	
12	1:34.757	24.797	131	36.593	217	33.367	204		31	1:34.841	24.656	131	36.627	216	33.558	203	
13	1:34.534	24.541	131	36.657	217	33.336	204		32	1:35.010	24.926	130	36.584	217	33.500	204	
14	1:34.500	24.603	130	36.600	217	33.297	204		33	1:35.023	24.776	131	36.803	216	33.444	202	





# Blancpain GT Series Sprint Cup

## Sector List Qualifying Race

Provisional



Misano World Circuit, Length: 4226m

Air temperature: 16.63°C

Track temperature: 20.8°C

Weather condition: Dry

Saturday, April 01, 2017 20:40:00

Lap	Time	SE1	SP1	SE2	SP2	SE3	SP3	TSP	Lap	Time	SE1	SP1	SE2	SP2	SE3	SP3	TSP
15	1:34.594	24.531	132	36.548	217	33.515	204		34	1:35.280	24.890	131	36.579	216	33.811	204	
16	1:44.749	24.648	135	36.714	217	43.387			35	1:35.517	24.755	132	36.713	216	34.049	204	
17	2:23.468	1:12.725	128	36.870	214	33.873	202		36	1:35.929	24.887	131	36.864	216	34.178	203	
18	1:35.810	24.944	132	36.846	215	34.020	201		37	1:36.553	25.055	126	37.041	217	34.457	202	
19	1:35.137	24.764	132	36.556	215	33.817	201										

### 19 Perez Companc, ARG / Siedler, AUT

theoretical besttime:

1	35.644	118															
---	--------	-----	--	--	--	--	--	--	--	--	--	--	--	--	--	--	--

### 24 Wood, AUS / Helistekangas, FIN

theoretical besttime: 1:34.541

1	2:17.735	37.863		52.744	216	47.128	79		18	1:37.546	25.609	133	37.096	220	34.841	204
2	22:48.321	1:25.967	5	1:33.637	141	19:48.717	86		19	1:39.287	25.648	129	37.909	218	35.730	207
3	2:51.374	37.999	112	53.299	74	1:20.076	89		20	1:37.070	25.557	133	37.422	221	34.091	206
4	2:56.384	39.859	87	1:13.121	114	1:03.404	201		21	1:37.877	25.790	126	37.178	220	34.909	205
5	1:37.675	26.303	129	37.283	221	34.089	207		22	1:37.875	26.013	129	37.365	221	34.497	207
6	1:38.231	25.408	131	37.510	219	35.313	207		23	1:37.592	25.808	131	37.222	221	34.562	205
7	1:35.754	25.198	133	36.682	221	33.874	208		24	1:37.801	25.719	133	37.332	221	34.750	205
8	1:35.529	25.189	132	36.425	222	33.915	207		25	1:37.048	25.753	132	37.317	222	33.978	208
9	1:35.403	25.297	131	36.542	222	33.564	209		26	1:36.497	25.532	132	36.928	221	34.037	207
10	1:35.247	25.016	132	36.514	223	33.717	207		27	1:38.904	26.341	126	38.682	222	33.881	208
11	1:34.922	24.894	133	36.442	221	33.586	206		28	1:37.000	25.584	134	37.260	223	34.156	208
12	1:35.128	24.798	130	36.773	222	33.557	209		29	1:37.285	26.390	130	36.962	222	33.933	208
13	1:34.648	24.905	134	36.375	222	33.368	208		30	1:36.431	25.353	132	37.148	224	33.930	207
14	1:35.277	24.914	129	36.710	220	33.653	208		31	1:36.651	25.568	133	36.894	223	34.189	207
15	1:35.156	25.070	132	36.578	222	33.508	208		32	1:38.205	26.906	129	37.112	223	34.187	208
16	1:48.853	25.033	130	37.242	223	46.578			33	1:36.722	25.493	131	37.124	223	34.105	207
17	2:38.348	1:25.498	112	38.303	220	34.547	204		34		25.766	130	37.091	223		

### 26 Monti, FRA / Haase, DEU

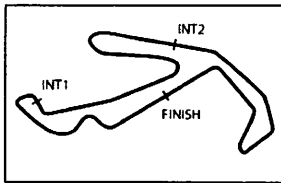
theoretical besttime: 1:33.403

1	2:08.499	33.717	123	38.131	216	56.651	91		20	1:43.816	24.847	132	36.265	218	42.704	
2	22:48.431	47.875	30	1:39.211	121	20:21.345	65		21	2:25.246	1:14.009	128	37.542	216	33.695	203
3	2:50.129	38.056	111	53.676	86	1:18.397	92		22	1:34.728	24.831	129	36.345	219	33.552	204
4	3:01.104	40.748	98	1:14.942	88	1:05.414	203		23	1:35.015	24.828	130	36.410	218	33.777	204
5	1:36.460	25.963	129	36.574	218	33.923	203		24	1:34.814	25.005	130	36.312	218	33.497	203
6	1:34.699	24.829	134	36.232	218	33.638	204		25	1:34.749	24.849	129	36.278	218	33.622	205
7	1:35.004	24.925	134	36.432	219	33.647	205		26	1:34.624	24.728	129	36.324	218	33.572	206
8	1:34.290	24.840	134	36.249	218	33.201	204		27	1:34.745	24.873	129	36.427	219	33.445	206
9	1:34.955	24.915	130	35.998	219	34.042	204		28	1:34.694	24.808	131	36.288	219	33.598	205
10	1:34.279	24.899	129	36.162	218	33.218	204		29	1:34.813	24.992	130	36.325	219	33.496	204
11	1:34.444	24.841	133	36.464	216	33.139	205		30	1:34.560	24.783	131	36.328	219	33.449	205
12	1:33.833	24.626	133	36.287	219	32.920	205		31	1:34.521	24.828	130	36.198	219	33.495	207
13	1:33.835	24.625	132	36.152	219	33.058	205		32	1:34.954	24.896	129	36.470	219	33.588	205
14	1:34.188	24.792	133	36.248	218	33.148	204		33	1:34.956	24.732	130	36.407	220	33.817	207
15	1:34.012	24.592	135	36.093	219	33.327	204		34	1:34.956	24.871	132	36.459	219	33.626	205
16	1:34.096	24.721	133	36.090	218	33.285	204		35	1:35.130	24.924	132	36.369	219	33.837	203
17	1:33.909	24.782	132	36.186	218	32.941	204		36	1:36.974	25.075	131	36.551	220	35.348	204
18	1:34.027	24.629	129	36.174	217	33.224	205		37	1:38.338	25.992	128	37.612	219	34.734	204
19	1:33.743	24.485	135	36.230	218	33.028	204									

### 27 Yacaman, COL / Crestani, ITA

theoretical besttime: 1:34.091

1	2:13.535	36.859	121	40.696	216	55.980	64		20	1:34.976	24.859	132	36.477	216	33.640	205
2	22:48.277	1:05.746	5	1:36.298	213	20:06.233	84		21	1:35.550	25.158	129	36.763	215	33.629	204
3	2:52.237	39.131	95	53.544	74	1:19.562	90		22	1:35.107	25.185	130	36.256	218	33.666	205
4	2:56.727	39.729	94	1:13.967	81	1:03.031	200		23	1:35.551	25.024	132	36.558	216	33.969	202
5	1:37.128	25.955	125	37.575	218	33.598	201		24	1:35.591	25.073	127	36.514	218	34.004	204
6	1:35.887	25.195	127	36.950	219	33.742	204		25	1:36.259	25.627	129	36.799	218	33.833	204
7	1:35.035	25.019	133	36.203	218	33.813	203		26	1:35.441	25.175	131	36.636	218	33.630	203
8	1:35.039	24.814	132	36.683	218	33.542	204		27	1:35.258	25.345	133	36.598	217	33.315	210
9	1:34.633	24.919	137	36.507	218	33.207	206		28	1:34.384	24.787	132	36.311	219	33.286	205
10	1:35.655	24.790	126	36.644	216	34.221	209		29	1:35.186	25.026	131	36.356	219	33.804	202
11	1:34.296	24.894	132	36.097	218	33.305	209		30	1:35.446	25.097	128	36.789	216	33.560	202
12	1:35.016	24.881	131	36.364	219	33.771	206		31	1:35.496	25.163	133	36.832	218	33.501	202
13	1:35.151	25.470	131	36.157	219	33.524	203		32	1:34.736	25.109	127	36.346	219	33.281	204



# Blancpain GT Series Sprint Cup

## Sector List Qualifying Race

Provisional



Misano World Circuit, Length: 4226m

Air temperature: 16.63°C

Track temperature: 20.8°C

Weather condition: Dry

Saturday, April 01, 2017 20:40:00

Lap	Time	SE1	SP1	SE2	SP2	SE3	SP3	TSP	Lap	Time	SE1	SP1	SE2	SP2	SE3	SP3	TSP
14	1:37.686	25.230	117	37.576	218	34.880	204		33	1:35.003	25.230	127	36.360	217	33.413	206	
15	1:35.167	25.074	133	36.494	218	33.599	204		34	1:34.884	25.015	131	36.408	219	33.461	204	
16	1:45.385	24.927	132	36.323	219	44.135			35	1:35.524	25.073	128	36.426	219	34.025	205	
17	2:51.817	1:40.094	129	38.010	218	33.713	207		36	1:36.696	25.120	129	36.619	219	34.957	204	
18	1:35.182	24.897	128	36.685	218	33.600	204		37	1:37.203	25.420	121	37.132	219	34.651	203	
19	1:36.175	24.935	130	36.753	217	34.487	204										

### 39 Bhirombhakdi, THA / Van Dam, NLD

theoretical besttime: 1:34.225

1	2:10.791	35.197	127	38.959	217	56.635	73		19	1:44.492	25.086	133	36.776	217	42.630		
2	22:48.346	50.638	18	1:38.732	210	20:18.976	67		20	2:38.295	1:23.474	126	37.817	215	37.004	196	
3	2:51.088	39.261	114	53.236	83	1:18.591	96		21	1:37.644	25.457	125	37.210	217	34.977	202	
4	2:58.928	40.307	77	1:14.514	94	1:04.107	204		22	1:38.978	25.647	128	37.118	217	36.213	202	
5	1:37.145	26.075	129	37.086	218	33.984	205		23	1:37.320	25.374	128	37.133	218	34.813	203	
6	1:35.435	25.092	131	36.789	219	33.554	204		24	1:38.941	26.640	125	37.437	218	34.864	206	
7	1:35.033	24.732	132	36.683	219	33.618	204		25	1:36.982	25.566	128	37.012	218	34.404	201	
8	1:34.912	24.822	134	36.501	219	33.589	204		26	1:37.065	25.275	128	37.299	218	34.491	201	
9	1:34.448	24.669	135	36.372	219	33.407	204		27	1:39.715	25.618	128	39.354	218	34.743	201	
10	1:34.673	24.683	134	36.536	219	33.454	204		28	1:36.424	25.291	130	36.868	219	34.265	204	
11	1:35.564	25.068	133	37.079	219	33.417	202		29	1:37.027	25.431	128	37.181	219	34.415	202	
12	1:34.448	24.633	132	36.356	218	33.459	204		30	1:37.509	25.514	129	37.827	219	34.168	204	
13	1:34.573	24.771	134	36.447	219	33.355	204		31	1:37.045	25.566	131	37.165	219	34.314	206	
14	1:34.475	24.690	134	36.410	218	33.375	204		32	1:36.965	25.297	129	37.096	219	34.572	201	
15	1:34.338	24.534	135	36.469	218	33.335	206		33	1:37.048	25.443	128	37.073	218	34.532	203	
16	1:34.787	24.712	134	36.506	219	33.569	199		34	1:37.945	25.510	126	37.933	216	34.502	204	
17	1:34.666	24.751	134	36.481	219	33.434	204		35	1:37.702	25.306	132	37.068	218	35.328	200	
18	1:35.698	24.867	130	36.719	219	34.112	197		36	1:38.340	25.585	131	37.502	218	35.253	201	

### 42 Leventis, GBR / Williamson, GBR

theoretical besttime: 1:33.386

1	2:03.989	31.884	131	37.432	215	54.673	80		19	3:02.894	1:49.297	103	38.890	217	34.707	203	
2	22:49.157	45.402	50	1:41.100	121	20:22.655	86		20	1:38.603	26.126	125	37.303	217	35.174	201	
3	2:48.502	37.057	102	53.549	84	1:17.896	84		21	1:38.007	25.957	126	37.636	217	34.414	203	
4	3:03.883	42.180	74	1:13.640	94	1:08.063	204		22	1:38.516	25.822	127	38.022	216	34.672	206	
5	1:36.181	25.228	132	36.965	219	33.988	206		23	1:37.509	25.865	127	37.133	218	34.511	203	
6	1:35.227	25.013	134	36.288	218	33.926	205		24	1:37.373	25.726	126	37.157	217	34.490	205	
7	1:34.320	24.976	132	36.086	219	33.258	207		25	1:38.432	25.719	123	37.797	219	34.916	203	
8	1:34.027	24.664	132	36.049	220	33.314	207		26	1:38.235	26.125	125	37.299	218	34.811	204	
9	1:34.008	24.787	131	36.057	219	33.164	207		27	1:37.202	25.783	126	37.100	218	34.319	206	
10	1:33.784	24.706	131	36.062	219	33.016	209		28	1:37.890	25.933	121	37.251	219	34.706	203	
11	1:33.940	24.584	131	36.222	219	33.134	207		29	1:37.551	25.933	127	37.354	218	34.264	204	
12	1:33.515	24.602	134	35.884	219	33.029	208		30	1:39.796	26.914	101	38.610	219	34.272	206	
13	1:33.615	24.554	129	35.988	219	33.073	208		31	1:39.534	27.362	117	37.751	219	34.421	206	
14	1:33.597	24.519	130	36.025	219	33.053	206		32	1:36.900	25.624	121	37.144	219	34.132	204	
15	1:33.760	24.631	131	36.146	220	32.983	208		33	1:36.998	25.856	124	36.879	218	34.263	203	
16	1:33.932	24.612	130	36.219	220	33.101	205		34	1:38.534	25.690	123	38.050	220	34.794	204	
17	1:33.775	24.682	133	36.037	219	33.056	207		35	1:38.349	25.691	126	37.186	219	35.472	204	
18	1:44.216	24.735	131	36.084	219	43.397			36	1:39.366	26.157	123	38.057	220	35.152	204	

### 44 Hezemans, NLD / Kane, GBR

theoretical besttime:

1	34.037	125															
---	--------	-----	--	--	--	--	--	--	--	--	--	--	--	--	--	--	--

### 55 Quaife, GBR / Case, ITA

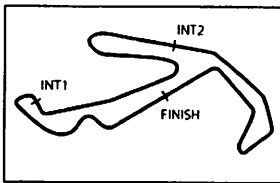
theoretical besttime:

1	36.361	131															
---	--------	-----	--	--	--	--	--	--	--	--	--	--	--	--	--	--	--

### 58 Barnicoat, GBR / Parente, PRT

theoretical besttime: 1:33.518

1	3:20.642	37.922	94	1:12.064	84	1:30.656	34		19	1:35.293	24.398	134	36.454	219	34.441	203	
2	24:39.214	22:28.773	112	51.186	105	1:19.255	83		20	1:34.393	24.601	136	36.495	219	33.297	204	
3	2:54.407	40.887	105	1:12.385	112	1:01.135	204		21	1:34.291	24.582	137	36.384	219	33.325	203	
4	1:37.784	26.720	128	37.232	219	33.832	205		22	1:34.307	24.626	132	36.503	219	33.178	207	
5	1:36.088	25.624	129	36.806	217	33.658	204		23	1:34.170	24.533	132	36.494	219	33.143	204	
6	1:34.194	24.610	134	36.336	219	33.248	205		24	1:34.486	24.656	135	36.604	219	33.226	205	
7	1:34.107	24.608	135	36.037	219	33.462	206		25	1:43.733	24.514	132	36.483	219	42.736		
8	1:34.986	25.034	134	36.653	217	33.299	206		26	1:55.652	45.299	130	36.921	218	33.432	206	



# Blancpain GT Series Sprint Cup

## Sector List Qualifying Race

Provisional



Misano World Circuit, Length: 4226m

Air temperature: 16.63°C

Track temperature: 20.8°C

Weather condition: Dry

Saturday, April 01, 2017 20:40:00

Lap	Time	SE1	SP1	SE2	SP2	SE3	SP3	TSP	Lap	Time	SE1	SP1	SE2	SP2	SE3	SP3	TSP
9	1:34.118	24.399	134	36.280	218	33.439	202		27	1:34.479	24.797	134	36.599	219	<b>33.083</b>	<b>205</b>	
10	<b>1:34.024</b>	24.649	134	36.041	219	33.334	206		28	1:34.224	24.557	132	36.494	220	33.173	206	
11	1:34.269	24.551	134	36.154	219	33.564	<b>207</b>		29	1:34.172	24.545	132	36.449	219	33.178	205	
12	1:35.213	25.487	131	36.286	219	33.440	207		30	1:34.383	24.592	131	36.499	219	33.292	204	
13	1:34.971	24.556	<b>138</b>	36.979	219	33.436	205		31	1:34.895	25.033	133	36.379	219	33.483	206	
14	1:44.230	24.540	135	36.117	219	43.573			32	1:35.033	24.830	128	36.686	219	33.517	204	
15	2:27.455	1:17.173	131	36.851	218	33.431	205		33	1:34.899	24.722	131	36.611	219	33.566	205	
16	1:34.496	24.599	135	36.327	218	33.570	204		34	1:35.807	24.543	136	36.381	219	34.883	203	
17	1:34.772	25.126	136	36.296	218	33.350	204		35	1:36.090	25.044	133	36.698	219	34.348	203	
18	1:34.471	24.710	135	36.535	218	33.226	204		36	1:35.401	24.996	131	36.489	220	33.916	205	

### 59 Watson, GBR / Bell, GBR

theoretical besttime: 1:33.406

1	2:02.734	31.306	129	37.230	217	54.198	79		19	1:44.198	<b>24.369</b>	<b>136</b>	36.133	219	43.696		
2	22:49.083	45.165	48	1:40.896	111	20:23.022	94		20	2:25.730	1:15.931	132	36.550	219	33.249	205	
3	2:48.197	36.829	101	53.518	80	1:17.850	92		21	1:34.122	24.654	133	36.240	218	33.228	204	
4	3:04.510	42.372	71	1:12.461	126	1:09.677	203		22	1:34.079	24.484	134	36.417	220	33.178	203	
5	1:36.267	25.218	129	37.388	218	33.661	204		23	1:34.125	24.657	128	36.185	220	33.283	206	
6	1:34.553	24.888	132	36.208	219	33.457	204		24	1:34.290	24.580	132	36.221	220	33.489	206	
7	1:34.163	24.625	133	36.308	219	33.230	205		25	1:34.812	24.918	130	36.130	220	33.764	204	
8	1:33.979	24.622	<b>136</b>	36.090	219	33.267	205		26	1:34.421	24.574	127	36.269	221	33.578	204	
9	1:33.779	24.594	134	35.996	219	33.189	204		27	1:35.496	24.655	125	37.220	220	33.621	206	
10	1:33.705	24.484	131	35.968	219	33.253	204		28	1:34.736	24.954	130	36.351	219	33.431	204	
11	<b>1:33.575</b>	24.456	135	36.027	219	<b>33.092</b>	205		29	1:34.443	24.691	130	36.179	222	33.573	207	
12	1:33.782	24.457	131	36.094	219	33.231	205		30	1:34.469	24.947	129	36.344	220	33.178	206	
13	1:33.769	24.563	131	36.105	219	33.101	206		31	1:34.691	24.915	129	36.212	221	33.564	204	
14	1:33.933	24.588	133	<b>35.945</b>	219	33.400	204		32	1:34.565	24.743	127	36.175	221	33.647	205	
15	1:34.254	24.629	134	36.006	219	33.619	<b>207</b>		33	1:35.125	24.613	131	36.486	223	34.026	204	
16	1:33.643	24.537	132	35.951	220	33.155	204		34	1:34.854	24.855	127	36.211	222	33.788	206	
17	1:33.966	24.553	134	36.184	220	33.229	204		35	1:45.738	24.853	125	36.376	220	44.509	163	
18	1:33.781	24.499	134	36.136	220	33.146	205		36	2:56.467	33.207	103	1:03.479	74	1:19.781	78	

### 63 Engelhart, DEU / Bortolotti, ITA

theoretical besttime: 1:33.302

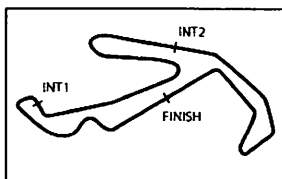
1	2:01.334	30.578	128	37.138	217	53.618	91		20	1:34.215	24.579	137	36.300	219	33.336	206	
2	22:48.905	44.844	49	1:40.464	106	20:23.597	78		21	1:33.720	24.464	139	36.211	219	33.045	207	
3	2:47.633	37.043	100	53.125	80	1:17.465	89		22	1:34.037	24.539	138	36.133	221	33.365	204	
4	3:05.430	43.340	63	1:12.042	110	1:10.048	202		23	1:34.425	24.623	136	36.301	221	33.501	203	
5	1:35.356	25.387	127	36.644	219	33.325	206		24	1:34.760	24.829	137	36.355	219	33.576	206	
6	1:34.682	24.756	132	36.625	218	33.301	205		25	1:34.694	24.620	136	36.484	221	33.590	206	
7	1:33.969	24.558	138	36.194	219	33.217	205		26	1:34.446	24.722	134	36.281	219	33.443	206	
8	1:33.723	24.477	132	36.037	221	33.209	206		27	1:35.550	24.774	135	37.307	219	33.469	205	
9	1:33.916	24.507	134	36.101	219	33.308	205		28	1:34.723	24.656	133	36.665	220	33.402	207	
10	<b>1:33.681</b>	24.566	135	<b>35.969</b>	219	33.146	206		29	1:34.231	24.728	133	36.296	219	33.207	207	
11	1:33.928	24.501	134	36.128	218	33.299	203		30	1:34.820	24.866	132	36.362	219	33.592	205	
12	1:34.044	24.609	130	36.278	219	33.157	206		31	1:34.425	24.808	133	36.187	220	33.430	207	
13	1:33.920	24.503	132	36.199	219	33.218	<b>207</b>		32	1:34.795	24.524	136	36.218	221	34.053	203	
14	1:33.878	24.586	134	36.129	219	33.163	206		33	1:35.103	24.530	136	36.821	221	33.752	206	
15	1:35.447	24.806	134	36.527	217	34.114			34	1:34.705	24.749	134	36.494	220	33.462	207	
16	2:35.194	1:24.940	136	36.755	219	33.499	203		35	1:40.347	24.976	133	36.695	219	38.676	185	
17	1:33.859	24.516	138	36.272	219	33.071	205		36	1:40.955	26.872	128	38.322	218	35.761	200	
18	1:33.694	24.433	<b>139</b>	36.337	217	<b>32.924</b>	207		37	1:40.002	26.305	128	37.964	215	35.733	204	
19	1:34.042	<b>24.409</b>	138	36.466	218	33.167	205										

### 66 Venturini, ITA / Mapelli, ITA

theoretical besttime: 1:33.701

1	1:58.593	29.036	130	36.645	215	52.912	80		19	1:35.091	25.007	135	36.575	217	33.509	204	
2	22:48.579	44.838	54	1:40.557	135	20:23.184	87		20	1:34.829	24.823	134	36.535	217	33.471	204	
3	2:48.348	37.818	107				89		21	1:34.796	24.742	136	36.531	217	33.523	204	
4	5:18.786	43.424	71	1:12.338	92	3:23.024			22	1:35.021	24.960	135	36.608	217	33.453	201	
5	1:59.691	46.930	119	38.109	215	34.652	202		23	1:34.635	24.842	135	36.586	217	33.207	205	
6	1:35.729	25.409	128	36.618	216	33.702	203		24	1:34.932	24.860	134	36.542	218	33.530	202	
7	1:33.956	24.534	135	36.099	216	33.323	204		25	1:34.494	24.717	134	36.484	218	33.293	205	
8	<b>1:33.830</b>	24.577	134	<b>36.057</b>	216	<b>33.196</b>	202		26	1:35.493	25.368	128	36.748	218	33.377	204	
9	1:34.106	24.627	132	36.149	216	33.330	204		27	1:35.518	24.870	133	37.324	219	33.324	204	
10	1:34.010	<b>24.448</b>	132	36.074	217	33.488	203		28	1:34.602	24.600	133	36.464	219	33.538	204	





# Blancpain GT Series Sprint Cup

## Sector List Qualifying Race

Provisional



Misano World Circuit, Length: 4226m

Air temperature: 16.63°C

Track temperature: 20.8°C

Weather condition: Dry

Saturday, April 01, 2017 20:40:00

Lap	Time	SE1	SP1	SE2	SP2	SE3	SP3	TSP	Lap	Time	SE1	SP1	SE2	SP2	SE3	SP3	TSP
11	1:34.916	25.078	133	36.401	216	33.437	204		29	1:34.755	24.780	132	36.573	218	33.402	204	
12	1:34.030	24.555	133	36.168	216	33.307	204		30	1:34.516	24.720	134	36.463	219	33.333	203	
13	1:34.273	24.547	133	36.252	216	33.474	202		31	1:35.107	24.744	131	36.552	219	33.811	204	
14	1:34.483	24.680	135	36.146	216	33.657	202		32	1:34.952	24.913	131	36.510	219	33.529	206	
15	1:35.063	25.028	131	36.254	217	33.781	203		33	1:35.920	24.972	133	37.284	219	33.664	204	
16	1:34.814	24.750	135	36.566	216	33.498	203		34	1:35.819	24.970	132	36.641	219	34.208	204	
17	2:19.546	25.096	128	37.232	218	1:17.218			35	1:35.895	24.805	133	36.507	219	34.583	200	
18	1:56.591	45.901	132	37.005	216	33.685	204										

### 67 Zaugg, ZAF / Van Splunteren, NLD

theoretical besttime:

1	2:15.123	37.461	124	41.227	215	56.435	68		2	1:07.587	7						
---	----------	--------	-----	--------	-----	--------	----	--	---	----------	---	--	--	--	--	--	--

### 70 Mori, JPN / Heyer, DEU

theoretical besttime: 1:35.977

1	2:15.932	38.334	119	47.103	213	50.495	71		19	1:53.220	25.085	136	36.978	219	51.157	185
2	22:47.869	1:07.764	19	1:52.214	195	19:47.891	77		20	1:37.297	25.942	135	37.255	219	34.100	203
3	2:51.831	39.045	106	53.174	69	1:19.612	106		21	1:36.589	25.372	130	36.959	218	34.258	203
4	2:58.012	40.280	110	1:13.219	108	1:04.513	193		22	1:37.295	25.367	132	37.228	217	34.700	202
5	1:44.400	29.521	129	39.103	218	35.776	201		23	1:36.803	25.392	131	36.884	217	34.527	203
6	1:41.177	26.707	124	38.090	218	36.380	201		24	1:36.695	24.993	132	37.091	218	34.611	204
7	1:41.140	26.268	126	38.482	216	36.390	200		25	1:36.694	25.249	132	36.926	218	34.519	201
8	1:40.847	26.143	124	38.406	215	36.298	201		26	1:38.401	26.615	126	37.268	219	34.518	204
9	1:41.009	26.597	121	38.056	216	36.356	200		27	1:37.544	25.707	128	37.180	219	34.657	204
10	1:40.394	26.337	120	38.066	216	35.991	202		28	1:37.111	25.479	129	37.291	219	34.341	203
11	1:40.455	26.485	128	37.747	217	36.223	201		29	1:36.696	25.261	131	37.006	219	34.429	203
12	1:43.727	28.953	112	38.190	216	36.584	196		30	1:38.210	25.754	130	37.115	218	35.341	203
13	1:41.302	26.742	115	37.954	217	36.606	200		31	1:38.019	25.587	126	37.120	218	35.312	204
14	1:40.472	26.339	122	37.926	216	36.207	201		32	1:37.928	26.324	127	37.102	218	34.502	203
15	1:54.763	26.926	127	38.153	217	49.684			33	1:36.938	25.435	130	36.975	219	34.528	204
16	2:46.621	1:33.693	114	38.612	218	34.316	203		34	1:37.560	25.227	132	37.094	218	35.239	201
17	1:36.942	25.872	131	36.915	219	34.155	203		35	1:37.249	25.295	129	37.145	218	34.809	203
18	1:36.562	25.352	134	36.942	217	34.268	203									

### 74 Stippler, DEU / Ceccon, ITA

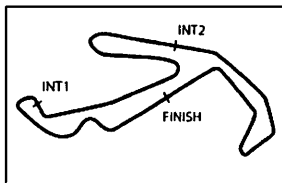
theoretical besttime: 1:33.851

1	2:18.813	35.010	127	43.191	200	1:00.612			19	2:30.804	1:20.554	129	36.827	217	33.423	204
2	25:42.576	23:48.807	108	41.546	122	1:12.223	99		20	1:34.908	24.992	133	36.652	219	33.264	205
3	2:53.795	41.110	88	1:12.291	127	1:00.394	199		21	1:35.966	25.133	132	36.678	219	34.155	204
4	1:38.915	26.992	129	37.429	217	34.494	200		22	1:34.656	24.717	131	36.638	219	33.301	203
5	1:36.096	25.260	130	36.751	218	34.085	204		23	1:34.518	24.738	131	36.511	219	33.269	204
6	1:35.609	25.092	132	36.729	219	33.788	205		24	1:34.707	24.776	130	36.276	219	33.655	205
7	1:35.502	25.178	129	36.500	219	33.824	204		25	1:34.805	25.037	134	36.282	219	33.486	205
8	1:35.574	25.342	131	36.461	220	33.771	204		26	1:34.219	24.777	134	36.293	219	33.149	204
9	1:35.227	24.936	127	36.447	220	33.844	204		27	1:33.971	24.576	133	36.190	220	33.205	197
10	1:34.926	24.880	132	36.542	219	33.504	204		28	1:34.216	24.790	133	36.126	219	33.300	205
11	1:35.859	24.867	133	36.437	219	34.555	203		29	1:34.543	24.882	133	36.257	219	33.404	204
12	1:34.270	24.727	132	36.280	219	33.263	206		30	1:34.541	24.633	131	36.325	220	33.583	204
13	1:34.888	24.830	131	36.517	218	33.541	205		31	1:34.550	24.636	132	36.359	219	33.555	204
14	1:35.248	25.013	130	36.584	219	33.651	204		32	1:35.456	24.804	131	36.353	219	34.299	204
15	1:35.131	24.793	133	36.733	217	33.605	203		33	1:34.853	24.847	132	36.407	219	33.599	204
16	1:34.669	24.687	133	36.343	217	33.639	200		34	1:43.069	24.931	128	36.376	219	41.762	196
17	1:34.933	24.862	130	36.489	216	33.582	204		35	1:37.696	25.256	129	36.616	219	35.824	200
18	1:44.334	24.715	130	36.208	218	43.411			36	1:37.153	25.459	130	36.636	219	35.058	195

### 75 Schmid, AUT / Salaquarda, CZE

theoretical besttime: 1:33.456

1	2:09.429	32.833	127	39.194	208	57.402	70		20	1:33.585	24.416	136	36.237	217	32.932	204
2	22:48.137	48.389	28	1:38.453	134	20:21.295	65		21	1:33.786	24.651	135	36.179	218	32.956	204
3	2:50.615	38.533	112	53.785	94	1:18.297	83		22	1:34.142	24.776	136	36.340	218	33.026	204
4	3:00.280	40.899	78	1:14.388	90	1:04.993	201		23	1:34.562	24.729	133	36.405	218	33.428	206
5	1:36.445	25.966	132	36.870	219	33.609	205		24	1:34.609	24.670	135	36.511	218	33.428	204
6	1:34.847	25.040	133	36.361	219	33.446	205		25	1:34.396	24.644	134	36.415	219	33.337	206
7	1:34.909	24.946	133	36.404	219	33.559	205		26	1:34.548	24.746	134	36.419	219	33.383	204
8	1:35.303	24.954	131	36.864	218	33.485	204		27	1:34.634	24.818	131	36.416	219	33.400	204
9	1:34.581	24.731	134	36.352	218	33.498	203		28	1:34.512	24.700	134	36.374	219	33.438	205
10	1:34.369	24.933	133	36.173	219	33.263	204		29	1:34.765	25.036	134	36.465	219	33.264	205



# Blancpain GT Series Sprint Cup



## Sector List Qualifying Race

Provisional

Misano World Circuit, Length: 4226m

Air temperature: 16.63°C

Track temperature: 20.8°C

Weather condition: Dry

Saturday, April 01, 2017 20:40:00

Lap	Time	SE1	SP1	SE2	SP2	SE3	SP3	TSP	Lap	Time	SE1	SP1	SE2	SP2	SE3	SP3	TSP
11	1:34.680	24.786	135	36.588	218	33.306	205		30	1:34.573	24.949	132	36.454	219	33.170	204	
12	1:34.231	24.695	135	36.282	219	33.254	207		31	1:34.831	24.937	133	36.493	219	33.401	205	
13	1:34.133	24.661	134	36.280	218	33.192	204		32	1:34.930	24.797	133	36.555	220	33.578	205	
14	1:34.748	24.997	132	36.470	218	33.281	202		33	1:36.070	24.805	130	36.450	219	34.815	204	
15	1:44.710	24.829	134	36.497	218	43.384			34	1:35.197	25.137	130	36.607	219	33.453	205	
16	2:24.900	1:15.299	133	36.410	217	33.191	204		35	1:36.646	25.615	130	36.939	218	34.092	202	
17	1:33.916	24.575	134	36.163	217	33.178	203		36	1:37.863	25.927	131	36.879	218	35.057	202	
18	1:33.936	24.624	133	36.229	217	33.083	204		37	1:36.319	25.460	131	36.750	220	34.109	204	
19	1:33.772	24.656	134	<b>36.108</b>	217	33.008	204										

### 84 Perera, FRA / Buhk, DEU

theoretical besttime: 1:33.004

1	1:59.634	29.863	126	36.927	217	52.844	78		20	1:33.743	24.398	131	36.122	219	33.223	204	
2	22:48.968	44.793	53	1:40.431	115	20:23.744	78		21	1:33.585	24.408	130	36.167	218	33.010	204	
3	2:47.944	37.277	95	53.438	83	1:17.229	95		22	1:33.417	24.390	129	36.090	219	32.937	205	
4	3:05.804	43.337	76	1:11.929	99	1:10.538	200		23	1:33.303	24.333	130	35.951	219	33.019	206	
5	1:35.789	25.456	127	36.795	217	33.538	204		24	1:33.499	24.458	131	35.962	219	33.079	204	
6	1:34.579	25.029	130	36.385	218	33.165	204		25	1:33.393	24.368	132	35.934	219	33.091	204	
7	1:33.887	24.592	129	36.186	219	33.109	204		26	1:33.321	24.353	131	35.992	219	32.976	204	
8	1:33.676	24.538	133	36.087	218	33.051	204		27	1:33.353	24.409	131	36.054	219	<b>32.890</b>	<b>205</b>	
9	1:33.544	24.582	130	<b>35.885</b>	218	33.077	204		28	1:33.804	24.538	129	36.098	219	33.168	206	
10	1:33.757	24.512	130	36.138	218	33.107	205		29	1:33.554	24.502	132	36.011	219	33.041	204	
11	1:33.391	24.386	131	36.071	218	32.934	205		30	1:33.477	24.266	133	36.117	220	33.094	204	
12	1:33.411	24.427	132	35.987	219	32.997	204		31	1:34.965	25.643	125	36.358	219	32.964	204	
13	<b>1:33.175</b>	<b>24.229</b>	132	36.003	218	32.943	204		32	1:33.978	24.353	132	36.149	220	33.476	204	
14	1:33.422	24.452	130	35.935	219	33.035	205		33	1:33.500	24.481	131	35.904	220	33.115	205	
15	1:33.236	24.270	130	36.017	219	32.949	<b>206</b>		34	1:33.692	24.360	131	36.096	219	33.236	206	
16	1:33.839	24.494	130	36.050	219	33.295	205		35	1:34.295	24.358	131	36.378	220	33.559	205	
17	1:43.374	24.429	131	36.081	219	42.864			36	1:34.057	24.406	130	35.963	220	33.688	206	
18	2:22.636	1:12.328	123	36.713	217	33.595	205		37	1:36.708	25.206	127	36.812	219	34.690	185	
19	1:34.051	24.748	129	36.145	218	33.158	204										

### 85 Schiller, DEU / Szymkowiak, NLD

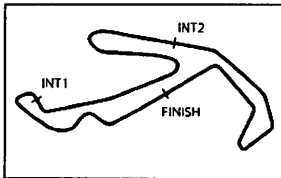
theoretical besttime: 1:32.871

1	2:03.183	31.567	132	37.562	216	54.054	87		20	2:20.925	1:11.292	134	36.321	219	33.312	205	
2	22:49.141	45.473	46	1:41.020	113	20:22.648	90		21	1:34.012	24.625	136	36.408	219	32.979	207	
3	2:48.144	37.416	109	52.926	80	1:17.802	96		22	<b>1:33.183</b>	24.422	138	35.946	220	32.815	207	
4	3:04.351	42.831	63	1:12.392	106	1:09.128	203		23	1:33.546	24.605	138	36.056	220	32.885	208	
5	1:36.390	25.334	132	37.345	218	33.711	204		24	1:33.264	24.356	139	35.861	220	33.047	209	
6	1:35.432	25.017	134	36.560	217	33.855	204		25	1:33.523	24.473	136	36.158	221	32.892	206	
7	1:33.866	24.609	133	36.073	219	33.184	204		26	1:33.340	24.611	135	35.789	221	32.940	205	
8	1:34.220	24.703	134	36.234	219	33.283	204		27	1:33.637	24.485	138	36.085	220	33.067	208	
9	1:33.895	24.574	134	36.108	219	33.213	205		28	1:33.404	24.402	140	35.942	221	33.060	209	
10	1:33.465	24.452	135	35.938	219	33.075	205		29	1:33.480	24.355	137	36.074	223	33.051	209	
11	1:33.626	24.478	135	36.083	219	33.065	205		30	1:34.273	25.207	136	36.048	222	33.018	209	
12	1:33.853	24.380	136	36.255	218	33.218	205		31	1:33.465	24.570	138	35.878	222	33.017	208	
13	1:33.550	<b>24.348</b>	135	36.194	219	33.008	205		32	1:33.713	24.658	131	36.245	223	<b>32.810</b>	<b>209</b>	
14	1:33.464	24.364	134	36.041	219	33.059	207		33	1:33.878	24.480	138	35.986	223	33.412	208	
15	1:33.978	24.495	136	36.286	219	33.197	206		34	1:34.828	25.413	132	36.201	222	33.214	209	
16	1:34.026	24.781	133	36.287	219	32.958	206		35	1:33.445	24.449	134	35.967	222	33.029	206	
17	1:33.703	24.456	135	35.964	219	33.283	204		36	1:35.081	24.592	134	<b>35.713</b>	<b>222</b>	34.776	207	
18	1:33.966	24.696	136	36.103	219	33.167	207		37	1:35.880	24.680	136	36.281	222	34.919	204	
19	1:44.414	24.472	134	36.181	219	43.761											

### 86 Eriksson, FIN / Baumann, AUT

theoretical besttime: 1:33.001

1	2:00.183	30.337	127	36.852	217	52.994	90		19	1:34.131	24.449	136	36.165	219	33.517	206	
2	22:48.931	45.098	53	1:40.468	116	20:23.365	71		20	1:34.914	24.640	135	36.305	220	33.969	206	
3	2:48.175	37.654	95	53.002	77	1:17.519	84		21	1:35.108	24.901	131	36.402	219	33.805	206	
4	3:05.691	43.242	72	1:11.959	103	1:10.490	200		22	1:34.143	24.537	134	36.201	220	33.405	203	
5	1:47.394	26.094	121	47.892	218	33.408	204		23	1:33.771	24.427	139	36.164	219	33.180	205	
6	1:34.239	24.553	134	36.242	219	33.444	204		24	1:33.568	24.390	136	36.054	218	33.124	206	
7	1:35.203	25.013	132	36.333	219	33.857	206		25	1:33.801	24.453	137	36.125	219	33.223	205	
8	1:34.757	25.318	128	36.322	219	33.117	207		26	1:33.630	24.526	136	36.088	219	33.016	208	
9	1:34.451	24.838	134	36.155	219	33.458	206		27	1:33.341	<b>24.331</b>	<b>136</b>	35.960	219	33.050	207	
10	1:34.218	24.676	132	36.248	219	33.294	206		28	1:33.562	24.355	134	36.156	219	33.051	205	
11	1:34.525	24.624	133	36.279	220	33.622	205		29	1:33.561	24.417	137	36.067	220	33.077	206	



# Blancpain GT Series Sprint Cup

## Sector List Qualifying Race

Provisional



Misano World Circuit, Length: 4226m

Air temperature: 16.63°C

Track temperature: 20.8°C

Weather condition: Dry

Saturday, April 01, 2017 20:40:00

Lap	Time	SE1	SP1	SE2	SP2	SE3	SP3	TSP	Lap	Time	SE1	SP1	SE2	SP2	SE3	SP3	TSP
12	1:34.973	25.167	132	36.287	219	33.519	205		30	<b>1:33.319</b>	24.509	137	36.036	220	<b>32.774</b>	<b>207</b>	
13	1:34.197	24.863	134	36.268	219	33.066	206		31	1:33.336	24.492	137	<b>35.896</b>	<b>221</b>	<b>32.948</b>	<b>205</b>	
14	1:34.407	24.732	132	36.114	219	33.561	205		32	1:34.354	24.471	136	36.064	223	33.819	205	
15	1:44.338	24.683	133	36.315	219	43.340			33	1:34.628	24.848	132	36.275	222	33.505	206	
16	2:26.280	1:15.110	130	36.993	218	34.177	204		34	1:35.556	25.094	135	36.362	219	34.100	206	
17	1:35.811	25.299	109	37.019	218	33.493	205		35	2:25.274	28.471	95	45.968	182	1:10.835		
18	1:33.847	24.580	136	36.062	219	33.205	206		36	2:35.229	1:22.409	115	37.823	219	34.997	200	

### 87 Beaubelique, FRA / Gounon, FRA

theoretical besttime: 1:33.717

1	25:11.945	6:51.561	22	3:27.388	31	14:52.996	101		6	<b>1:33.717</b>	<b>24.499</b>	<b>134</b>	<b>36.153</b>	<b>219</b>	<b>33.065</b>	<b>205</b>	
2	2:46.877	35.617	105	51.670	139	1:19.590	91		7	1:35.399	24.931	130	36.680	219	33.788	205	
3	2:55.205	40.117	112	1:13.018	116	1:02.070	200		8	1:36.437	25.853	134	36.687	219	33.897	205	
4	1:37.833	26.509	132	37.227	219	34.097	205		9		24.881	128					
5	1:35.055	25.347	132	36.576	218	33.132	204										

### 88 Serralles, PUR / Juncadella, ESP

theoretical besttime: 1:33.506

1	2:04.962	31.014	125	38.332	213	55.616	77		20	1:34.835	25.100	133	36.283	218	33.452	204	
2	22:49.346	46.150	44	1:39.976	118	20:23.220	69		21	1:34.742	24.895	136	36.438	219	33.409	205	
3	2:48.107	36.676	113	53.521	84	1:17.910	86		22	1:34.553	24.564	133	36.355	219	33.634	204	
4	3:03.672	42.338	68	1:13.574	106	1:07.760	203		23	1:34.333	24.783	134	36.317	218	33.233	204	
5	1:36.289	25.113	131	37.193	218	33.983	203		24	1:34.351	24.588	134	36.291	219	33.472	203	
6	1:35.852	24.971	130	37.201	219	33.680	200		25	1:34.929	24.867	133	36.432	218	33.630	202	
7	1:34.674	24.812	128	36.676	219	33.186	204		26	1:34.705	24.562	138	36.545	218	33.598	205	
8	1:34.561	24.632	134	36.477	217	33.452	204		27	1:34.383	24.589	131	36.308	219	33.486	204	
9	1:35.171	24.611	130	36.499	217	34.061	202		28	1:34.408	24.692	134	36.313	219	33.403	204	
10	1:33.964	24.565	134	36.224	217	33.175	204		29	1:34.196	24.568	133	36.259	219	33.369	204	
11	1:33.892	24.487	133	36.279	217	33.126	204		30	1:34.421	24.644	136	36.298	219	33.479	204	
12	1:33.734	24.455	129	36.333	217	32.946	205		31	1:34.463	24.647	136	36.344	219	33.472	204	
13	<b>1:33.506</b>	<b>24.431</b>	<b>132</b>	<b>36.155</b>	<b>217</b>	<b>32.920</b>	<b>205</b>		32	1:34.415	24.612	133	36.332	219	33.471	204	
14	1:33.795	24.570	132	36.222	217	33.003	205		33	1:34.763	24.527	133	36.422	219	33.814	203	
15	2:08.819	24.438	132	36.279	218	1:08.102			34	1:34.998	24.855	133	36.400	219	33.743	204	
16	1:55.185	45.335	136	36.654	218	33.196	204		35	1:36.092	24.869	132	37.268	219	33.955	204	
17	1:34.392	24.495	132	36.415	216	33.482	204		36	1:35.889	24.920	133	36.490	220	34.479	200	
18	1:34.704	24.531	136	36.266	218	33.907	193		37	1:35.941	24.874	130	36.679	219	34.388	205	
19	1:34.476	24.782	134	36.390	217	33.304	205										

### 89 Bourret, FRA / Belloc, FRA

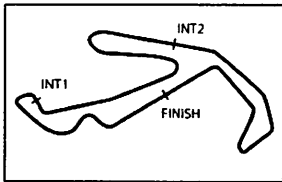
theoretical besttime:

1	36.689	<b>134</b>	48.150	198													
---	--------	------------	--------	-----	--	--	--	--	--	--	--	--	--	--	--	--	--

### 90 Meadows, GBR / Marciello, ITA

theoretical besttime: 1:33.383

1	2:01.885	30.898	125	37.037	217	53.950	82		20	2:11.530	24.742	136	36.220	218	1:10.568		
2	22:48.930	45.070	45	1:40.246	95	20:23.614	68		21	1:56.889	45.614	126	37.517	216	33.758	201	
3	2:48.072	37.085	98	53.204	82	1:17.783	91		22	1:34.819	24.652	133	36.638	218	33.529	203	
4	3:04.923	42.938	64	1:12.240	103	1:09.745	200		23	1:34.376	24.511	135	36.464	218	33.401	204	
5	1:36.414	25.589	125	37.348	217	33.477	202		24	1:34.508	24.625	132	36.480	218	33.403	204	
6	1:34.211	24.778	131	36.318	218	33.115	204		25	1:34.308	24.533	130	36.351	218	33.424	203	
7	1:33.945	24.515	135	36.360	217	33.070	204		26	1:34.093	24.480	134	36.380	218	33.233	204	
8	1:33.833	24.447	134	36.220	218	33.166	204		27	1:34.163	24.428	136	36.508	218	33.227	205	
9	1:33.747	24.460	132	36.257	218	33.030	204		28	1:33.857	24.476	134	36.236	219	33.145	204	
10	1:33.788	24.620	135	<b>36.204</b>	218	32.964	205		29	1:33.903	24.401	137	36.291	219	33.211	204	
11	1:33.644	24.377	134	36.256	218	33.011	205		30	1:33.660	24.426	135	36.259	219	32.975	205	
12	1:33.966	24.479	131	36.206	218	33.281	<b>206</b>		31	1:33.945	24.437	134	36.333	219	33.175	206	
13	1:33.839	24.496	131	36.255	218	33.088	204		32	1:34.435	24.427	137	36.444	219	33.564	204	
14	1:33.774	24.575	134	36.228	219	32.971	205		33	1:36.062	26.109	130	36.398	219	33.555	204	
15	1:34.624	24.575	128	36.329	219	33.720	205		34	1:34.849	24.595	133	36.544	219	33.710	204	
16	<b>1:33.481</b>	<b>24.373</b>	136	36.302	219	<b>32.806</b>	205		35	1:36.012	24.938	128	37.310	218	33.764	205	
17	1:33.588	24.412	133	36.261	218	32.915	204		36	1:35.946	24.646	133	36.668	218	34.632	204	
18	1:33.637	24.388	136	36.263	219	32.986	204		37	1:35.458	24.670	130	36.766	219	34.022	204	
19	1:34.330	24.451	135	36.260	219	33.619	202										



# Blancpain GT Series Sprint Cup

## Sector List Qualifying Race

Provisional



Misano World Circuit, Length: 4226m

Air temperature: 16.63°C

Track temperature: 20.8°C

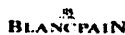
Weather condition: Dry

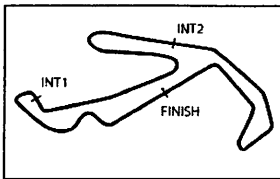
Saturday, April 01, 2017 20:40:00

Lap	Time	SE1	SP1	SE2	SP2	SE3	SP3	TSP	Lap	Time	SE1	SP1	SE2	SP2	SE3	SP3	TSP
<b>98 Krohn, FIN / Palttala, FIN</b>									<b>theoretical besttime: 1:34.130</b>								
1	2:12.366	36.095	115	39.517	216	56.754	71		20	1:35.103	24.775	132	36.597	217	33.731	205	
2	22:47.508	1:03.681	5	1:36.230	210	20:07.597	65		21	1:34.802	24.800	132	36.675	216	33.327	204	
3	2:52.356	39.188	114	53.770	85	1:19.398	136		22	1:35.365	24.605	134	36.576	216	34.184	204	
4	2:57.783	39.980	97	1:13.961	99	1:03.842	200		23	1:34.432	24.604	134	36.557	217	33.271	204	
5	1:37.147	25.853	129	37.455	217	33.839	203		24	1:34.743	24.662	133	36.510	217	33.571	204	
6	1:36.268	25.204	127	37.470	216	33.594	204		25	1:34.848	24.827	133	36.590	216	33.431	204	
7	1:35.008	24.659	132	36.711	217	33.638	204		26	1:34.722	24.801	132	36.611	216	33.310	204	
8	1:34.809	24.691		36.598	217	33.520	204		27	1:34.615	24.732	133	36.591	216	33.292	204	
9	1:34.443	24.568	133	36.503	218	33.372	204		28	1:34.696	24.729	132	36.658	216	33.309	204	
10	1:34.715	24.548	130	36.577	217	33.590	204		29	1:34.384	24.716	134	36.465	217	33.203	204	
11	1:35.184	24.656	130	36.814	218	33.714	204		30	1:34.495	24.668	134	36.636	216	33.191	203	
12	1:34.932	24.945	130	36.572	219	33.415	202		31	1:35.070	24.797	132	36.675	217	33.598	202	
13	1:35.593	24.688	132	37.209	217	33.696	204		32	1:34.599	24.695	134	36.544	218	33.360	203	
14	1:34.666	24.585	133	36.677	217	33.404	204		33	1:34.929	24.677	131	36.670	217	33.582	204	
15	1:34.812	24.680	131	36.539	216	33.593	204		34	1:34.699	24.794	132	36.391	217	33.514	203	
16	1:34.857	24.767	131	36.695	217	33.395	199		35	1:35.205	24.764	133	36.805	217	33.636	203	
17	1:36.202	24.603	130	36.395	217	35.204			36	1:35.429	24.748	127	36.898	217	33.783	204	
18	2:31.980	1:21.632	135	36.980	216	33.368	205		37	1:34.839	24.821	132	36.569	217	33.449	202	
19	1:34.529	24.594	133	36.651	216	33.284	204										

Lap	Time	SE1	SP1	SE2	SP2	SE3	SP3	TSP	Lap	Time	SE1	SP1	SE2	SP2	SE3	SP3	TSP
<b>99 Blomqvist, GBR / Eng, AUT</b>									<b>theoretical besttime: 1:33.971</b>								
1	2:13.019	35.854	116	40.057	215	57.108	69		20	1:36.661	24.480	136	36.954	215	35.227	193	
2	22:48.387	1:04.798	5	1:37.269	210	20:06.320	67		21	1:35.956	25.005	134	36.625	216	34.326	203	
3	2:51.808	38.710	114	53.710	74	1:19.388	128		22	1:35.281	24.725	132	36.861	216	33.695	202	
4	2:57.238	39.844	88	1:13.824	99	1:03.570	202		23	1:35.003	24.604	134	36.816	215	33.583	204	
5	1:37.090	26.026	125	37.378	216	33.686	203		24	1:35.905	25.352	132	36.826	215	33.727	202	
6	1:35.225	24.974	131	36.954	215	33.297	203		25	1:34.855	24.525	132	36.758	216	33.572	203	
7	1:34.689	24.657	133	36.510	216	33.522	203		26	1:35.194	24.852	134	36.824	215	33.518	203	
8	1:34.982	24.705	130	36.713	217	33.564	204		27	1:35.003	24.659	130	36.670	216	33.674	202	
9	1:34.537	24.674	136	36.683	216	33.180	204		28	1:34.627	24.722	133	36.619	215	33.286	203	
10	1:34.552	24.613	132	36.560	216	33.379	204		29	1:34.723	24.762	133	36.682	216	33.279	202	
11	1:35.198	24.842	130	36.986	216	33.370	204		30	1:34.738	24.674	131	36.551	216	33.513	202	
12	1:34.513	24.574	133	36.627	216	33.312	203		31	1:34.630	24.697	132	36.527	215	33.406	203	
13	1:34.705	24.742	133	36.644	217	33.319	203		32	1:34.542	24.655	132	36.580	216	33.307	204	
14	1:34.309	24.668	132	36.365	217	33.276	204		33	1:45.366	24.701	132	36.848	216	43.817		
15	1:44.554	24.619	132	36.459	218	43.476			34	1:56.503	45.812	130	37.045	215	33.646	203	
16	2:35.538	1:24.800	135	37.086	215	33.652	201		35	1:36.226	24.868	132	36.897	216	34.461	202	
17	1:35.391	24.533	135	36.907	214	33.951	203		36	1:36.324	25.176	131	36.943	216	34.205	202	
18	1:34.648	24.456	136	36.779	216	33.413	201		37	1:38.196	25.520	130	37.718	215	34.958	201	
19	1:34.712	24.426	135	36.638	215	33.648	203										

Lap	Time	SE1	SP1	SE2	SP2	SE3	SP3	TSP	Lap	Time	SE1	SP1	SE2	SP2	SE3	SP3	TSP
<b>333 Mattschull, DEU / Keilwitz, DEU</b>									<b>theoretical besttime: 1:33.669</b>								
1	2:15.434	34.613	127	43.452	213	57.369			19	2:27.737	1:15.295	123	37.193	216	35.249	201	
2	25:45.065	23:49.211	108	38.831	204	1:17.023	85		20	1:36.634	25.322	127	36.947	217	34.365	204	
3	2:54.176	41.396	93	1:12.106	114	1:00.674	203		21	1:36.955	25.419	125	37.079	216	34.457	204	
4	1:37.607	26.607	131	37.126	220	33.874	204		22	1:36.771	25.672	132	36.493	218	34.606	204	
5	1:36.024	25.631	128	36.767	219	33.626	207		23	1:36.608	25.558	128	36.835	218	34.215	203	
6	1:34.498	25.034	131	36.207	219	33.257	205		24	1:36.236	25.325	134	36.854	216	34.057	201	
7	1:34.075	24.478	136	36.145	219	33.452	200		25	1:37.377	25.932	132	37.181	217	34.264	202	
8	1:35.941	25.300	134	36.807	217	33.834	203		26	1:36.778	25.268	131	37.355	219	34.155	200	
9	1:34.339	24.922	133	36.346	219	33.071	207		27	1:36.104	25.175	130	36.973	219	33.956	204	
10	1:33.995	24.542	137	36.139	219	33.314	202		28	1:35.844	25.273	129	36.721	219	33.850	204	
11	1:34.086	24.708	135	36.158	217	33.220	206		29	1:36.420	25.193	135	36.820	217	34.407	199	
12	1:34.251	24.701	134	36.169	219	33.381	203		30	1:36.103	25.255	131	36.825	216	34.023	200	
13	1:36.355	25.069	131	37.101	220	34.185	203		31	1:49.317	25.848	125	37.140	217	46.329		
14	1:34.240	24.731	138	36.255	218	33.254	204		32	1:56.611	45.181	131	36.885	219	34.545	204	
15	1:34.304	24.771	135	36.294	219	33.239	204		33	1:36.863	25.386	132	37.133	218	34.344	200	
16	1:34.086	24.610	134	36.120	218	33.356	204		34	1:37.311	25.303	134	36.746	218	35.262	205	
17	1:34.562	24.710	133	36.460	217	33.392	205		35	1:37.309	25.416	131	37.151	217	34.742	204	
18	1:44.221	24.698	134	36.457	218	43.066											





# Blancpain GT Series Sprint Cup

## Pit Stops Qualifying Race

Provisional



Misano World Circuit, Length: 4226m

Air temperature: 16.63°C

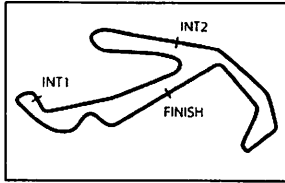
Track temperature: 20.8°C

Weather condition: Dry

Saturday, April 01, 2017 20:40:00

Nr	Driver in	Day time in	Time in	Driver out	Day time out	Time out	Reason	Nett Time
333	Daniel Keilwitz	20:40:22.982	2:04.069	Daniel Keilwitz	21:04:04.578	3:49.521	Technical	23:41.596
74	Kevin Ceccon	20:40:26.126	2:07.213	Kevin Ceccon	21:04:06.690	3:51.633	Technical	23:40.564
89	Jean-Philippe Belloc	20:40:37.104	2:18.191				Technical	
66	Marco Mapelli	21:09:05.572	8:50.515	Marco Mapelli	21:11:41.448	11:26.391	Technical	2:35.876
63	Mirko Bortolotti	21:26:15.813	26:00.756	Mirko Bortolotti	21:27:26.439	27:11.382		1:10.626
88	Daniel Juncadella	21:26:22.527	26:07.470	Daniel Juncadella	21:27:27.696	27:12.639		1:05.169
75	Filip Salaquarda	21:26:28.312	26:13.255	Filip Salaquarda	21:27:38.682	27:23.625		1:10.370
99	Philipp Eng	21:26:32.339	26:17.282	Tom Blomqvist	21:27:51.008	27:35.951		1:18.669
86	Dominik Baumann	21:26:33.241	26:18.184	Dominik Baumann	21:27:42.002	27:26.945		1:08.761
58	Alvaro Parente	21:26:35.764	26:20.707	Ben Barnicoat	21:27:46.581	27:31.524		1:10.817
3	Dennis Jake	21:26:39.449	26:24.392	Dennis Jake	21:27:44.728	27:29.671		1:05.279
70	Yoshi Mori	21:27:50.726	27:35.669	Yoshi Mori	21:29:17.673	29:02.616		1:26.947
17	Jamie Green	21:28:07.467	27:52.410	Stuart Leonard	21:29:14.863	28:59.806		1:07.396
27	Fabrizio Crestani	21:28:14.236	27:59.179	Fabrizio Crestani	21:29:48.330	29:33.273		1:34.094
24	Marko Helistekangas	21:28:22.942	28:07.885	Marko Helistekangas	21:29:40.817	29:25.760		1:17.875
84	Maximilian Buhk	21:29:18.989	29:03.932	Franck Perera	21:30:25.185	30:10.128		1:06.196
5	Dries Vanthoor	21:29:34.480	29:19.423	Dries Vanthoor	21:30:39.624	30:24.567		1:05.144
98	Markus Palmtala	21:29:44.648	29:29.591	Jesse Krohn	21:30:51.945	30:36.888		1:07.297
42	Lewis Williamson	21:31:00.744	30:45.687	Nick Leventis	21:32:38.914	32:23.857		1:38.170
7	Steven Kane	21:31:03.503	30:48.446	Steven Kane	21:32:09.806	31:54.749		1:06.303
66	Marco Mapelli	21:32:07.016	31:51.959	Giovanni Venturini	21:33:19.842	33:04.785		1:12.826
59	Rob Bell	21:32:33.287	32:18.230	Andrew Watson	21:33:42.902	33:27.845		1:09.615
85	Jules Szymkowiak	21:32:34.064	32:19.007	Fabian Schiller	21:33:40.076	33:25.019		1:06.012
39	Carlo Van Dam	21:32:51.382	32:36.325	Piti Bhirombhakdi	21:34:08.412	33:53.355		1:17.030
333	Daniel Keilwitz	21:32:54.727	32:39.670	Alexander Mattschull	21:34:04.212	33:49.155		1:09.485
74	Kevin Ceccon	21:33:03.763	32:48.706	Frank Stippler	21:34:18.064	34:03.007		1:14.301
90	Raffaele Marciello	21:34:06.657	33:51.600	Raffaele Marciello	21:35:13.453	34:58.396		1:06.796
1	Christopher Mies	21:34:13.960	33:58.903	Christopher Mies	21:35:19.691	35:04.634		1:05.731
26	Christopher Haase	21:34:15.070	34:00.013	Christopher Haase	21:35:23.235	35:08.178		1:08.165
11	Giacomo Piccini	21:34:30.423	34:15.366	Michal Broniszewski	21:35:45.073	35:30.016		1:14.650
58	Ben Barnicoat	21:44:57.544	44:42.487	Ben Barnicoat	21:45:37.501	45:22.444	Penalty	39.957
333	Alexander Mattschull	21:54:53.654	54:38.597	Alexander Mattschull	21:55:33.306	55:18.249	Penalty	39.652
99	Tom Blomqvist	21:56:15.194	56:00.137	Tom Blomqvist	21:56:54.866	56:39.809	Technical	39.672
86	Jimmy Eriksson	21:59:37.366	59:22.309	Jimmy Eriksson	22:00:53.248	1:00:38.191	Technical	1:15.882





Misano World Circuit, Length: 4226 m

# Blancpain GT Series Sprint Cup

## Lap Chart Qualifying Race

Provisional



Saturday, April 01, 2017 20:40:00

L/P	1	2	3	4	5	6	7	8	9	10	11	12	13	14	15	16	17	18	19	20	21	22	23	24	25	26	27	28	29	30	31	32	33	34	35	36	37	38	39	40	41	42	43	44	45			
LAP 36	84	85	90	7	88	63	1	26	5	75	98	17	11	3	27	99	39'	59'	42'	86'	74'	58'																										
LAP 37	84	85	90	7	88	1	26	63	5	75	98	17	11	3	27	99																																

.- PIT STOP '- LAP BEHIND

