

Professional Track Days 7-8-9 Marzo 2017

GT-Turismo-Sport - Classifica Prove Libere 4

Misano World Circuit 4.226 m

Miglior Giro: = 1'32.541 - 4,226 km - Media 164,398 km/h

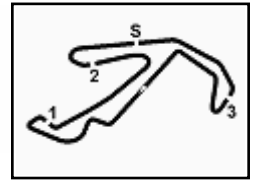
Num.	Conduuttore	Naz.	Scuderia	Auto	Classe	Tempo	Dist.	Rel.	Giri
1	89 AKKA PRO-AM		Akka ASP	Mercedes AMG 089	GT3	1'32.541			63
2	84 HTP 84		HTP Motorsport	Mercedes	GT3	1'32.993	0.452	0.452	78
3	75 TEAM ISR		Igor Salaquadra	Audi R8 LMS	RGT	1'33.002	0.461	0.009	25
4	333 MATTSCHULL-KEILWITZ		Rinaldi Racing	Ferrari 488	GT3	1'33.046	0.505	0.044	55
5	42b STRAKKA 1		Strakka	McLaren 650S	GT3	1'33.057	0.516	0.011	51
6	7 SOULET-KANE		Bentley M-Sport	Bentley Continental	GT3	1'33.094	0.553	0.037	84
7	39 VENTURINI-ZAUGG-SPLUNTEREN		Attempto Racing	Lamborghini Huracan	GT3	1'33.118	0.577	0.024	59
8	6 VSR GT3		V.S.R.	Lamborghini	GT3	1'33.246	0.705	0.128	50
9	11b BRONISZEWSKI-PICCINI		Kessel	Ferrari 458	GT3	1'33.312	0.771	0.066	39
10	58 STRAKKA 3		Strakka	McLaren 650S	GT3	1'33.613	1.072	0.301	75
11	2 ANTONELLI 1		Antonelli Motorsport	Lamborghini Huracan	GT3	1'33.726	1.185	0.113	80
12	59 STRAKKA 4		Strakka	McLaren 650S	GT3	1'33.825	1.284	0.099	54
13	85 HTP 85		HTP Motorsport	Mercedes	GT3	1'33.880	1.339	0.055	92
14	39b BHROMBHAKDI-VAN DAM		Kessel	Ferrari 458	GT3	1'34.011	1.470	0.131	36
15	74 TEAM ISR		Igor Salaquadra	Audi R8 LMS	RGT	1'34.038	1.497	0.027	24
16	4 ANTONELLI 2		Antonelli Motorsport	Lamborghini Huracan	CUP	1'35.492	2.951	1.454	30
17	66 VSR ST		V.S.R.	Lamborghini	ST	1'35.599	3.058	0.107	26
18	22 WEIB-KAINZ-KRUMBACH-STURSBURG		Rinaldi Racing	Ferrari 488	GT3	1'35.757	3.216	0.158	76
19	42 BAUMANN-BAUMANN		DB Motorsport	Mercedes AMG SLS	GT3	1'36.400	3.859	0.643	47
20	11c VANDIERENDONCK		Ombra Racing	Lamborghini Huracan	GT3	1'36.655	4.114	0.255	20
21	206 ANDREE Ulli		LMS Engineering	Audi TT-RS		1'41.246	8.705	4.591	19
22	69 ROSSEL-VIEBAHN		Prospert Performance	Porsche Cayman GT4 CS GT4		1'44.516	11.975	3.270	68
23	803 ANDREE-LAUTHER		LMS Engineering	Audi RS3	TCR	1'44.938	12.397	0.422	24
24	13 VAN DER LINDEN-HOFER		Prospert Performance	Audi RS3 LMS	TCR	1'46.316	13.775	1.378	6

08/03/2017

Inizio
12:39

Fine
17:30

Esposta alle:



Professional Track Days 7-8-9 Marzo 2017
GT-Turismo-Sport - Analisi Tempi Prove Libere 4

Misano World Circuit 4.226 m

Table with 9 columns (Giro, Seg. 1-5, T. Giro, km/h, Local Time) showing lap times for various riders. Riders include 15-75, with times ranging from approximately 24.877 to 24.962 for the first lap and 14.023 to 14.591 for subsequent laps.

Table with 9 columns (Giro, Seg. 1-5, T. Giro, km/h, Local Time) showing lap times for various riders. Riders include 17-54, with times ranging from approximately 24.832 to 24.677 for the first lap and 13.915 to 14.547 for subsequent laps.

66 VSR ST. (1'35.599)

Table with 9 columns (Giro, Seg. 1-5, T. Giro, km/h, Local Time) for the 66 VSR ST. race. Riders include 1-26, with times ranging from approximately 39.496 to 25.564 for the first lap and 14.023 to 14.547 for subsequent laps.

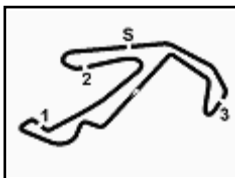
59 STRAKKA 4. (1'33.825)

Table with 9 columns (Giro, Seg. 1-5, T. Giro, km/h, Local Time) for the 59 STRAKKA 4. race. Riders include 1-16, with times ranging from approximately 33.862 to 25.000 for the first lap and 14.162 to 14.591 for subsequent laps.

74 TEAM ISR. (1'34.038)

Table with 9 columns (Giro, Seg. 1-5, T. Giro, km/h, Local Time) for the 74 TEAM ISR. race. Riders include 1-8, with times ranging from approximately 36.981 to 24.768 for the first lap and 14.012 to 14.547 for subsequent laps.

P = Box In/Out - C = Tempo Invalidato



Professional Track Days 7-8-9 Marzo 2017

GT-Turismo-Sport - Velocità Prove Libere 4

Misano World Circuit 4.226 m

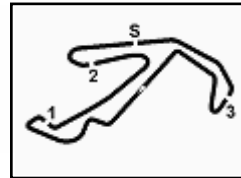
Miglior Giro

1	89 AKKA PRO-AM	Mercedes AMG 089	1'32.541
2	84 HTP 84	Mercedes	1'32.993
3	75 TEAM ISR	Audi R8 LMS	1'33.002
4	333 MATTSCHULL-KEILWITZ	Ferrari 488	1'33.046
5	42b STRAKKA 1	McLaren 650S	1'33.057
6	7 SOULET-KANE	Bentley Continental	1'33.094
7	39 VENTURINI-ZAUGG-SPLUNTER	Lamborghini Huracan	1'33.118
8	6 VSR GT3	Lamborghini	1'33.246
9	11b BRONISZEWSKI-PICCINI	Ferrari 458	1'33.312
10	58 STRAKKA 3	McLaren 650S	1'33.613
11	2 ANTONELLI 1	Lamborghini Huracan	1'33.726
12	59 STRAKKA 4	McLaren 650S	1'33.825
13	85 HTP 85	Mercedes	1'33.880
14	39b BHROMBHAKDI-VAN DAM	Ferrari 458	1'34.011
15	74 TEAM ISR	Audi R8 LMS	1'34.038
16	4 ANTONELLI 2	Lamborghini Huracan	1'35.492
17	66 VSR ST	Lamborghini	1'35.599
18	22 WEIB-KAINZ-KRUMBACH-STUR	Ferrari 488	1'35.757
19	42 BAUMANN-BAUMANN	Mercedes AMG SLS	1'36.400
20	11c VANDIERENDONCK	Lamborghini Huracan	1'36.655
21	206 ANDREE Ulli	Audi TT-RS	1'41.246
22	69 ROSSEL-VIEBAHN	Porsche Cayman GT4 CS	1'44.516
23	803 ANDREE-LAUTHER	Audi RS3	1'44.938
24	13 VAN DER LINDEN-HOFER	Audi RS3 LMS	1'46.316

Velocità

1	4 ANTONELLI 2	Lamborghini Huracan	230.3
2	66 VSR ST	Lamborghini	227.4
3	2 ANTONELLI 1	Lamborghini Huracan	224.1
4	42 BAUMANN-BAUMANN	Mercedes AMG SLS	223.6
5	333 MATTSCHULL-KEILWITZ	Ferrari 488	223.6
6	39 VENTURINI-ZAUGG-SPLUNT	Lamborghini Huracan	222.2
7	11c VANDIERENDONCK	Lamborghini Huracan	221.3
8	11b BRONISZEWSKI-PICCINI	Ferrari 458	221.3
9	89 AKKA PRO-AM	Mercedes AMG 089	220.9
10	7 SOULET-KANE	Bentley Continental	220.9
11	39b BHROMBHAKDI-VAN DAM	Ferrari 458	220.9
12	84 HTP 84	Mercedes	220.0
13	59 STRAKKA 4	McLaren 650S	220.0
14	85 HTP 85	Mercedes	220.0
15	74 TEAM ISR	Audi R8 LMS	219.5
16	58 STRAKKA 3	McLaren 650S	219.5
17	75 TEAM ISR	Audi R8 LMS	219.1
18	6 VSR GT3	Lamborghini	219.1
19	42b STRAKKA 1	McLaren 650S	219.1
20	22 WEIB-KAINZ-KRUMBACH-S	Ferrari 488	214.3
21	206 ANDREE Ulli	Audi TT-RS	204.2
22	69 ROSSEL-VIEBAHN	Porsche Cayman GT4 CS	197.8
23	13 VAN DER LINDEN-HOFER	Audi RS3 LMS	196.0
24	803 ANDREE-LAUTHER	Audi RS3	194.9

Seg. 1		Seg. 2		Seg. 3		Seg. 4		Seg. 5			
1	89 AKKA PRO-AM	24.061	1	75 TEAM ISR	21.898	1	89 AKKA PRO-AM	12.024	1	89 AKKA PRO-AM	20.323
2	58 STRAKKA 3	24.097	2	89 AKKA PRO-AM	21.949	2	7 SOULET-KANE	13.646	2	84 HTP 84	20.457
3	75 TEAM ISR	24.168	3	11b BRONISZEWSKI	21.956	3	333 MATTSCHULL-K	13.657	3	39 VENTURINI-ZAU	20.479
4	84 HTP 84	24.261	4	39 VENTURINI-ZAU	21.977	4	84 HTP 84	13.690	4	7 SOULET-KANE	20.514
5	42b STRAKKA 1	24.284	5	42b STRAKKA 1	21.996	5	89 AKKA PRO-AM	13.699	5	6 VSR GT3	20.578
6	6 VSR GT3	24.305	6	6 VSR GT3	22.025	6	2 ANTONELLI 1	13.703	6	59 STRAKKA 4	20.593
7	7 SOULET-KANE	24.308	7	84 HTP 84	22.036	7	42b STRAKKA 1	13.719	7	74 TEAM ISR	20.614
8	85 HTP 85	24.325	8	2 ANTONELLI 1	22.095	8	4 ANTONELLI 2	13.757	8	84 HTP 84	20.666
9	11b BRONISZEWSKI	24.403	9	7 SOULET-KANE	22.097	9	75 TEAM ISR	13.764	9	58 STRAKKA 3	20.699
10	333 MATTSCHULL-K	24.417	10	333 MATTSCHULL-K	22.138	10	59 STRAKKA 4	13.764	10	39 VENTURINI-ZAU	20.724
11	39 VENTURINI-ZAU	24.433	11	58 STRAKKA 3	22.147	11	39b BHROMBHAKDI	13.765	11	42b STRAKKA 1	20.753
12	39b BHROMBHAKDI	24.470	12	74 TEAM ISR	22.179	12	11b BRONISZEWSKI	13.774	12	85 HTP 85	20.758
13	59 STRAKKA 4	24.553	13	59 STRAKKA 4	22.180	13	58 STRAKKA 3	13.776	13	39b BHROMBHAKDI	20.766
14	2 ANTONELLI 1	24.602	14	85 HTP 85	22.250	14	6 VSR GT3	13.803	14	66 VSR ST	20.812
15	74 TEAM ISR	24.611	15	39b BHROMBHAKDI	22.375	15	66 VSR ST	13.815	15	11b BRONISZEWSKI	20.816
16	22 WEIB-KAINZ-KR	24.803	16	66 VSR ST	22.418	16	85 HTP 85	13.827	16	2 ANTONELLI 1	21.014
17	4 ANTONELLI 2	25.142	17	4 ANTONELLI 2	22.470	17	74 TEAM ISR	13.858	17	4 ANTONELLI 2	21.195
18	11c VANDIERENDON	25.158	18	42 BAUMANN-BAU	22.555	18	11c VANDIERENDON	13.894	18	22 WEIB-KAINZ-KR	21.280
19	66 VSR ST	25.164	19	11c VANDIERENDON	22.743	19	22 WEIB-KAINZ-KR	13.974	19	42 BAUMANN-BAU	21.565
20	42 BAUMANN-BAU	25.327	20	22 WEIB-KAINZ-KR	22.838	20	42 BAUMANN-BAU	14.000	20	11c VANDIERENDON	21.578
21	206 ANDREE Ulli	26.168	21	206 ANDREE Ulli	23.997	21	206 ANDREE Ulli	14.654	21	206 ANDREE Ulli	22.053
22	69 ROSSEL-VIEBAH	27.187	22	69 ROSSEL-VIEBAH	24.627	22	69 ROSSEL-VIEBAH	15.202	22	69 ROSSEL-VIEBAH	23.092
23	803 ANDREE-LAUTH	27.280	23	13 VAN DER LINDE	25.133	23	803 ANDREE-LAUTH	15.357	23	803 ANDREE-LAUTH	23.099
24	13 VAN DER LINDE	27.453	24	803 ANDREE-LAUTH	25.203	24	13 VAN DER LINDE	15.712	24	13 VAN DER LINDE	23.402

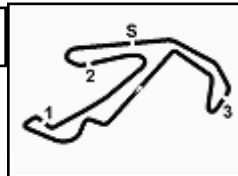


Professional Track Days 7-8-9 Marzo 2017

GT-Turismo-Sport - Ideal Time Prove Libere 4

Misano World Circuit 4.226 m

Num.	Conducente	Auto	Seg. 1	Seg. 2	Seg. 3	Seg. 4	Seg. 5	Ideal Time	Tempo Ufficiale	Pos.	Diff.
1	89 AKKA PRO-AM	Mercedes AMG 089	24.061	21.949	13.699	12.024	20.323	1'32.056	1'32.541	1	0.485
2	75 TEAM ISR	Audi R8 LMS	24.168	21.898	13.764	12.146	20.666	1'32.642	1'33.002	3	0.360
3	84 HTP 84	Mercedes	24.261	22.036	13.690	12.212	20.457	1'32.656	1'32.993	2	0.337
4	39 VENTURINI-ZAUGG-SPLUN	Lamborghini Huracan	24.433	21.977	13.605	12.240	20.479	1'32.734	1'33.118	7	0.384
5	7 SOULET-KANE	Bentley Continental	24.308	22.097	13.646	12.160	20.578	1'32.789	1'33.094	6	0.305
6	333 MATTSCHULL-KEILWITZ	Ferrari 488	24.417	22.138	13.657	12.136	20.514	1'32.862	1'33.046	4	0.184
7	6 VSR GT3	Lamborghini	24.305	22.025	13.803	12.201	20.593	1'32.927	1'33.246	8	0.319
8	42b STRAKKA 1	McLaren 650S	24.284	21.996	13.719	12.265	20.699	1'32.963	1'33.057	5	0.094
9	58 STRAKKA 3	McLaren 650S	24.097	22.147	13.776	12.223	20.766	1'33.009	1'33.613	10	0.604
10	11b BRONISZEWSKI-PICCINI	Ferrari 458	24.403	21.956	13.774	12.329	20.614	1'33.076	1'33.312	9	0.236
11	85 HTP 85	Mercedes	24.325	22.250	13.827	12.284	20.724	1'33.410	1'33.880	13	0.470
12	59 STRAKKA 4	McLaren 650S	24.553	22.180	13.764	12.203	20.753	1'33.453	1'33.825	12	0.372
13	2 ANTONELLI 1	Lamborghini Huracan	24.602	22.095	13.703	12.348	20.816	1'33.564	1'33.726	11	0.162
14	74 TEAM ISR	Audi R8 LMS	24.611	22.179	13.858	12.209	20.758	1'33.615	1'34.038	15	0.423
15	39b BHROMBHAKDI-VAN DAM	Ferrari 458	24.470	22.375	13.765	12.288	20.812	1'33.710	1'34.011	14	0.301
16	4 ANTONELLI 2	Lamborghini Huracan	25.142	22.470	13.757	12.380	21.195	1'34.944	1'35.492	16	0.548
17	66 VSR ST	Lamborghini	25.164	22.418	13.815	12.317	21.280	1'34.994	1'35.599	17	0.605
18	22 WEIB-KAINZ-KRUMBACH-	Ferrari 488	24.803	22.838	13.974	12.699	21.014	1'35.328	1'35.757	18	0.429
19	42 BAUMANN-BAUMANN	Mercedes AMG SLS	25.327	22.555	14.000	12.760	21.565	1'36.207	1'36.400	19	0.193
20	11c VANDIERENDONCK	Lamborghini Huracan	25.158	22.743	13.894	13.006	21.578	1'36.379	1'36.655	20	0.276
21	206 ANDREE U.	Audi TT-RS	26.168	23.997	14.654	13.423	22.053	1'40.295	1'41.246	21	0.951
22	69 ROSSEL-VIEBAHN	Porsche Cayman GT4 CS	27.187	24.627	15.202	13.731	23.092	1'43.839	1'44.516	22	0.677
23	803 ANDREE-LAUTHER	Audi RS3	27.280	25.203	15.357	13.882	23.099	1'44.821	1'44.938	23	0.117
24	13 VAN DER LINDEN-HOFER	Audi RS3 LMS	27.453	25.133	15.712	14.319	23.402	1'46.019	1'46.316	24	0.297
Ideal Time Assoluto			24.061	21.898	13.605	12.024	20.323	1'31.911			



Num.	Conditore	Naz. Concorrente	Scuderia	Auto	Classe	Sess. 1	Sess. 2	Tempo	Dist.	Rel.	Giri
1	88	AKKA PRO	Akka ASP	Mercedes AMG 023	GT3	1'32.537		1'32.537			57
2	89	AKKA PRO-AM	Akka ASP	Mercedes AMG 089	GT3	1'33.199	1'32.541	1'32.541	0.004	0.004	123
3	85	HTP 85	HTP Motorsport	Mercedes	GT3	1'32.874	1'33.880	1'32.874	0.337	0.333	173
4	84	HTP 84	HTP Motorsport	Mercedes	GT3	1'33.154	1'32.993	1'32.993	0.456	0.119	119
5	75	TEAM ISR	Igor Salaquadra	Audi R8 LMS	RGT	1'35.075	1'33.002	1'33.002	0.465	0.009	55
6	333	MATTSCHULL-KEILWIT	Rinaldi Racing	Ferrari 488	GT3	1'33.905	1'33.046	1'33.046	0.509	0.044	93
7	39	VENTURINI-ZAUGG-SP	Attempto Racing	Lamborghini Huracan	GT3	1'33.053	1'33.118	1'33.053	0.516	0.007	110
8	42b	STRAKKA 1	Strakka	McLaren 650S	GT3	1'34.270	1'33.057	1'33.057	0.520	0.004	109
9	7	SOULET-KANE	Bentley M-Sport	Bentley Continental	GT3	1'33.264	1'33.094	1'33.094	0.557	0.037	114
10	6	VSR GT3	V.S.R.	Lamborghini	GT3	1'34.619	1'33.246	1'33.246	0.709	0.152	69
11	11b	BRONISZEWSKI-PICCIN	Kessel	Ferrari 458	GT3	1'33.728	1'33.312	1'33.312	0.775	0.066	86
12	58	STRAKKA 3	Strakka	McLaren 650S	GT3	1'33.781	1'33.613	1'33.613	1.076	0.301	140
13	74	TEAM ISR	Igor Salaquadra	Audi R8 LMS	RGT	1'33.647	1'34.038	1'33.647	1.110	0.034	60
14	2	ANTONELLI 1	Antonelli Motorsport	Lamborghini Huracan	GT3	1'35.876	1'33.726	1'33.726	1.189	0.079	107
15	59	STRAKKA 4	Strakka	McLaren 650S	GT3		1'33.825	1'33.825	1.288	0.099	54
16	44	STRAKKA 2	Strakka	McLaren 650S	GT3	1'33.843		1'33.843	1.306	0.018	54
17	39b	BHROMBHAKDI-VAN D	Kessel	Ferrari 458	GT3	1'34.223	1'34.011	1'34.011	1.474	0.168	79
18	4	ANTONELLI 2	Antonelli Motorsport	Lamborghini Huracan	CUP	1'35.855	1'35.492	1'35.492	2.955	1.481	70
19	66	VSR ST	V.S.R.	Lamborghini	ST	1'36.268	1'35.599	1'35.599	3.062	0.107	49
20	22	WEIB-KAINZ-KRUMBAC	Rinaldi Racing	Ferrari 488	GT3	1'37.101	1'35.757	1'35.757	3.220	0.158	126
21	42	BAUMANN-BAUMANN	DB Motorsport	Mercedes AMG SLS	GT3	1'41.483	1'36.400	1'36.400	3.863	0.643	80
22	11c	VANDIERENDONCK	Ombra Racing	Lamborghini Huracan	GT3	1'38.640	1'36.655	1'36.655	4.118	0.255	52
23	206	ANDREE Ulli	LMS Engineering	Audi TT-RS		1'40.274	1'41.246	1'40.274	7.737	3.619	34
24	13	VAN DER LINDEN-HOFE	Prosport Performance	Audi RS3 LMS	TCR	1'44.226	1'46.316	1'44.226	11.689	3.952	73
25	69	ROSSEL-VIEBAHN	Prosport Performance	Porsche Cayman GT4 CS	GT4	1'47.078	1'44.516	1'44.516	11.979	0.290	97
26	803	ANDREE-LAUTHER	LMS Engineering	Audi RS3	TCR	1'47.255	1'44.938	1'44.938	12.401	0.422	47