

Imola Circuit 4.909 m

1 / 2

ACI Racing Weekend Imola, 25-26 Aprile 2026

Campionato Italiano GT Sprint GT3 - Classifica Race 2

Laps 28 = 137,452 km - Avg 158,559 km/h - Race Time 52'00.774

No.	Driver 1 Entrant	Driver 2 Team	Car	Class	Laps	Time	Gap	Rel.	Fastest Lap
1	7 KLINGMANN Jens (DEU) 1'42.837 BMW ITALIA CECCATO RACING	MARCIELLO Raffaele (CHE) BMW Italia Ceccato Racing	BMW M4 GT3 EVO	GT3PR	28	52'00.774		4	1'41.695
2	99 AKA Alex (DEU) TRESOR ATTEMPTO RACING	FRASSINETI Andrea (ITA) 1'42.208 Tresor Attempto Racing	Audi R8 LMS	GT3PR	28	52'02.289	1.515	1.515	10
3	77 RODRIGUEZ Ian (GTM) 1'42.936 FAEMS TEAM	FORENZI Giuseppe (ITA) FAEMS Team	BMW M4 GT3 EVO	GT3PR	28	52'03.344	2.570	1.055	3
4	19 LEVET Paul (FRA) VSR	PAVERUD Marcus (NOR) 1'42.883 VSR	Lamborghini Huracán GT3 Evo 2	GT3PR	28	52'03.874	3.100	0.530	5
5	55 EBRAHIM Pedro (BRA) 1'42.949 NOVA RACE	FERATTI Jasin (CHE) Nova Race	BMW M4 GT3 EVO	GT3PR	28	52'05.194	4.420	1.320	6
6	63 DIMITROV Georgi (GBR) VSR	RICCITELLI Simone (ITA) 1'42.929 VSR	Lamborghini Huracán GT3 Evo 2	GT3PR	28	52'05.690	4.916	0.496	6
7	64 ALBAG Guy (ISR) ANTONELLI MOTORSPORT	Antonelli Motorsport	Mercedes AMG GT3	GT3PR	28	52'10.160	9.386	4.470	10
8	51 BRASCHI Francesco (ITA) SPIRIT OF RACING	MACHIELS Jef (BEL) 1'43.228 Spirit of Racing	Ferrari 296 GT3	GT3PA	28	52'11.310	10.536	1.150	14
9	85 DE LA IGLESIA Lautaro (ARG) 1'44.365 IMPERIALE RACING	DENES Phillippe (HUN) Imperiale Racing	Lamborghini Huracán GT3 Evo 2	GT3PR	28	52'13.813	13.039	2.503	12
10	88 CLEMENTI PISANI Alberto (ITA) 1'44.322 TRESOR ATTEMPTO RACING	DI FOLCO Alberto (ITA) Tresor Attempto Racing	Audi R8 LMS	GT3PA	28	52'15.147	14.373	1.334	7
11	57 'BANKCY' (JPN) 1'45.055 HERBERTH MOTORSPORT	KING Harry (GBR) Herberth Motorsport	Porsche 992 GT3 R	GT3PA	28	52'16.726	15.952	1.579	9
12	36 GERACI Enzo (FRA) OREGON TEAM	LUCETTI Guido (ITA) 1'43.738 Oregon Team	Lamborghini Huracán GT3 Evo 2	GT3PR	28	52'17.082	16.308	0.356	5
13	34 GHIOTTO Luca (ITA) OREGON TEAM	PETROV Artem (ISR) 1'44.123 Oregon Team	Lamborghini Huracán GT3 Evo 2	GT3PR	28	52'17.454	16.680	0.372	6
14P	82 COLOMBINI Emanuel (SMR) 1'45.004 ANTONELLI MOTORSPORT	ZONZINI Emanuele (SMR) Antonelli Motorsport	Mercedes AMG GT3	GT3AM	28	52'18.658	17.884	1.204	7
15	69 FONTANA Fabrizio (ITA) 1'45.294 SPIRIT OF RACING	GAI Stefano (ITA) Spirit of Racing	Ferrari 296 GT3	GT3AM	28	52'19.660	18.886	1.002	9
16	39 HAN Huilin (CHN) TARGET RACING	Target Racing	Ferrari 296 GT3	GT3AM	28	52'19.990	19.216	0.330	4
17	62 FERRARI Lorenzo (ITA) DOUBLE TT RACING	RENMANS Gilles (BEL) 1'43.606 Double TT Racing	Ferrari 296 GT3	GT3PA	28	52'20.236	19.462	0.246	8
18P	72 SEGÙ Luca (ITA) DL RACING	PERERA Franck (FRA) 1'42.407 DL Racing	Lamborghini Huracán GT3 Evo 2	GT3PR	28	52'23.575	22.801	3.339	6
19	26 GORINI Leonardo (ITA) 1'44.849 EASY RACE	MARCHIANTE Mattia (ITA) Easy Race	Ferrari 296 GT3	GT3AM	28	52'24.308	23.534	0.733	14
20	68 RANDAZZO Piergiacomo (ITA) 1'46.147 DL RACING	TRIBAUDINI Stephane (FRA) DL Racing	Lamborghini Huracán GT3 Evo 2	GT3AM	28	52'27.777	27.003	3.469	8
21	21 FORGIONE Gino (ITA) 1'46.185 SPIRIT OF RACING	RUGOLO Michele (ITA) Spirit of Racing	Ferrari 296 GT3	GT3AM	28	52'28.327	27.553	0.550	11
22	52 GHANDOUR Ziad (USA) SPIRIT OF RACING	Spirit of Racing	Ferrari 296 GT3	GT3AM	28	52'28.777	28.003	0.450	19
23	73 MALVESTITI Federico (ITA) ANTONELLI MOTORSPORT	GUIRRERI Giuseppe (ITA) 1'45.110 Antonelli Motorsport	Mercedes AMG GT3	GT3PA	28	52'29.874	29.100	1.097	4
24	12 LAMBRUGH I Jody (ITA) AUDI SPORT ITALIA	GIRAUDI Gianluca (ITA) 1'45.404 Audi Sport Italia	Audi R8 LMS	GT3AM	28	52'30.005	29.231	0.131	5
25P	23 VILLADSEN Mathias (DNK) GINO SCUDERIA	Gino Scuderia	BMW M4 GT3 EVO	GT3PR	28	52'30.096	29.322	0.091	7
26P	59 CAZZANIGA Riccardo (ITA) RAPTOR ENGINEERING	MACDONALD Dean (GBR) 1'42.856 Raptor Engineering	McLaren 720S GT3 Evo	GT3PR	28	52'32.923	32.149	2.827	11
27	16 FASCICOLO Giuseppe (ITA) STRATIA MOTORSPORT	DENISOV Aleksei (RUS) 1'48.703 Stratia Motorsport	Mercedes AMG GT3	GT3AM	27	52'44.863	1 Lap	1 Lap	4
28	71 BOUARFA Mehdi (FRA) DL RACING	GARCIA Miguel (PAR) 1'48.272 DL Racing	Lamborghini Huracán GT3 Evo 2	GT3PA	27	52'47.223	1 Lap	2.360	7
29P	66 MICHELOTTO Mattia (ITA) VSR	ZANON Ignazio (ITA) 1'44.326 VSR	Lamborghini Huracán GT3 Evo 2	GT3PR	27	52'54.094	1 Lap	6.871	6
30	8 MCINTOSH Anthony (USA) 1'44.896 BMW ITALIA CECCATO RACING	THOMPSON Parker (CAN) BMW Italia Ceccato Racing	BMW M4 GT3 EVO	GT3PA	24	45'06.897	4 Laps	3 Laps	7
31	22 SCHOLZE Florian (DEU) 1'44.903 TRESOR ATTEMPTO RACING	CASSARÀ Marco (ITA) Tresor Attempto Racing	Audi R8 LMS	GT3AM	23	52'32.590	5 Laps	1 Lap	7
----- Not Classified -----									
RET	9 LEVI Ariel (ISR) TRESOR ATTEMPTO RACING	MAZZOLA Rocco (ITA) Tresor Attempto Racing	Audi R8 LMS	GT3PR	6	10'26.296	22 Laps		5
RET	18 FISCHBAUM Michael (DEU) STAR PERFORMANCE	PAVLOVIC Milos (SRB) Star Performance	Lamborghini Huracán GT3 Evo 2	GT3PA	1	1'53.031	27 Laps		

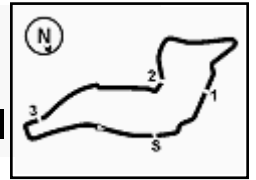
Starting: 33 Classified: 31 Not Classified: 0 Retired: 2 Not Started: 0

Fastest Lap N. 9 No. 57 Harry King Time 1'41.212 Avg. 174,608 Km/h

Clerk of the Course : Massimiliano Ghinassi

Race Director : Alessandro Ferrari

 Start 14:03 End 14:56
26/04/2026

Imola Circuit 4.909 m

2 / 2

ACI Racing Weekend Imola, 25-26 Aprile 2026 Campionato Italiano GT Sprint GT3 - Classifica Race 2

Humidity:	41%	Air	26°C
Condition:	DRY	Track	46°C

Penalty and Infringement

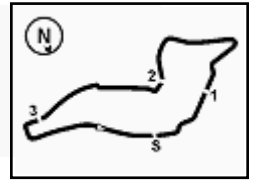
14.37	82 Antonelli Motorsport	#82 Time Penalty 0.216 sec - Incorrect driver change
14.49	72 DL Racing	#72 Stop and Go Penalty converted to 25 sec penalty
14.50	66 VSR	#66 Drive Through Penalty converted to 25 sec penalty
14.51	23 Gino Scuderia	#23 Time Penalty 5 sec
14.53	59 Raptor Engineering	#59 Drive Through Penalty converted to 25 sec penalty

Clerk of the Course : Massimiliano Ghinassi

Race Director : Alessandro Ferrari

	Start	End
26/04/2026	14:03	14:56





Imola Circuit 4.909 m

1 / 2

ACI Racing Weekend Imola, 25-26 Aprile 2026

Campionato Italiano GT Sprint GT3 - Classifica di Classe Race 2

Classe GT3 AM

Laps 28 = 137,452 km - Avg 157,656 km/h - Race Time 52'18.658

No.	Driver 1 Entrant	Driver 2 Team	Car	Laps	Time	Gap	Rel.	Fastest Lap
1P 82	COLOMBINI Emanuel (SMR) 1'45.004 ANTONELLI MOTORSPORT	ZONZINI Emanuele (SMR) Antonelli Motorsport	Mercedes AMG GT3	28	52'18.658		7	1'43.260
2	69 FONTANA Fabrizio (ITA) 1'45.294 SPIRIT OF RACING	GAI Stefano (ITA) Spirit of Racing	Ferrari 296 GT3	28	52'19.660	1.002	1.002	9 1'43.200
3	39 HAN Huilin (CHN) TARGET RACING	Target Racing	Ferrari 296 GT3	28	52'19.990	1.332	0.330	4 1'43.767
4	26 GORINI Leonardo (ITA) 1'44.849 EASY RACE	MARCHIANTE Mattia (ITA) Easy Race	Ferrari 296 GT3	28	52'24.308	5.650	4.318	14 1'43.157
5	68 RANDAZZO Piergiacomo (ITA) 1'46.147 DL RACING	TRIBAUDINI Stephane (FRA) DL Racing	Lamborghini Huracán GT3 Evo 2	28	52'27.777	9.119	3.469	8 1'43.813
6	21 FORGIONE Gino (ITA) 1'46.185 SPIRIT OF RACING	RUGOLO Michele (ITA) Spirit of Racing	Ferrari 296 GT3	28	52'28.327	9.669	0.550	11 1'42.365
7	52 GHANDOUR Ziad (USA) SPIRIT OF RACING	Spirit of Racing	Ferrari 296 GT3	28	52'28.777	10.119	0.450	19 1'45.782
8	12 LAMBRUGH I Jody (ITA) AUDI SPORT ITALIA	GIRAUDI Gianluca (ITA) 1'45.404 Audi Sport Italia	Audi R8 LMS	28	52'30.005	11.347	1.228	5 1'43.144
9	16 FASCICOLO Giuseppe (ITA) STRATIA MOTORSPORT	DENISOV Aleksei (RUS) 1'48.703 Stratia Motorsport	Mercedes AMG GT3	27	52'44.863	1 Lap	1 Lap	4 1'45.750
10	22 SCHOLZE Florian (DEU) 1'44.903 TRESOR ATTEMPTO RACING	CASSARÀ Marco (ITA) Tresor Attempto Racing	Audi R8 LMS	23	52'32.590	5 Laps	4 Laps	7 1'43.572

Starting: 10 Classified: 10 Not Classified: 0 Retired: 0 Not Started: 0
Fastest Lap N. 11 No. 21 Michele Rugolo Time 1'42.365 Avg. 172,641 Km/h

Classe GT3 PRO AM

Laps 28 = 137,452 km - Avg 158,026 km/h - Race Time 52'11.310

No.	Driver 1 Entrant	Driver 2 Team	Car	Laps	Time	Gap	Rel.	Fastest Lap
1	51 BRASCHI Francesco (ITA) SPIRIT OF RACING	MACHIELS Jef (BEL) 1'43.228 Spirit of Racing	Ferrari 296 GT3	28	52'11.310		14	1'42.341
2	88 CLEMENTI PISANI Alberto (ITA) 1'44.322 TRESOR ATTEMPTO RACING	DI FOLCO Alberto (ITA) Tresor Attempto Racing	Audi R8 LMS	28	52'15.147	3.837	3.837	7 1'42.282
3	57 'BANKCY' (JPN) 1'45.055 HERBERTH MOTORSPORT	KING Harry (GBR) Herberth Motorsport	Porsche 992 GT3 R	28	52'16.726	5.416	1.579	9 1'41.212
4	62 FERRARI Lorenzo (ITA) DOUBLE TT RACING	RENMANS Gilles (BEL) 1'43.606 Double TT Racing	Ferrari 296 GT3	28	52'20.236	8.926	3.510	8 1'41.751
5	73 MALVESTITI Federico (ITA) ANTONELLI MOTORSPORT	GUIRRERI Giuseppe (ITA) 1'45.110 Antonelli Motorsport	Mercedes AMG GT3	28	52'29.874	18.564	9.638	4 1'44.210
6	71 BOUARFA Mehdi (FRA) DL RACING	GARCIA Miguel (PAR) 1'48.272 DL Racing	Lamborghini Huracán GT3 Evo 2	27	52'47.223	1 Lap	1 Lap	7 1'43.952
7	8 MCINTOSH Anthony (USA) 1'44.896 BMW ITALIA CECCATO RACING	THOMPSON Parker (CAN) BMW Italia Ceccato Racing	BMW M4 GT3 EVO	24	45'06.897	4 Laps	3 Laps	7 1'41.776
----- Not Classified -----								
RET	18 FISCHBAUM Michael (DEU) STAR PERFORMANCE	PAVLOVIC Milos (SRB) Star Performance	Lamborghini Huracán GT3 Evo 2	1	1'53.031	27 Laps		

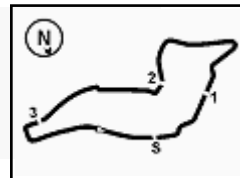
Starting: 8 Classified: 7 Not Classified: 0 Retired: 1 Not Started: 0
Fastest Lap N. 9 No. 57 Harry King Time 1'41.212 Avg. 174,608 Km/h

Clerk of the Course : Massimiliano Ghinassi

Race Director : Alessandro Ferrari

Start 14:03
End 14:56
26/04/2026





Imola Circuit 4.909 m

2 / 2

ACI Racing Weekend Imola, 25-26 Aprile 2026

Campionato Italiano GT Sprint GT3 - Classifica di Classe Race 2

Classe GT3 PRO

Laps 28 = 137,452 km - Avg 158,559 km/h - Race Time 52'00.774

No.	Driver 1 Entrant	Driver 2 Team	Car	Laps	Time	Gap	Rel.	Fastest Lap
1	7 KLINGMANN Jens (DEU) 1'42.837 BMW ITALIA CECCATO RACING	MARCIELLO Raffaele (CHE) BMW Italia Ceccato Racing	BMW M4 GT3 EVO	28	52'00.774		4	1'41.695
2	99 AKA Alex (DEU) TRESOR ATTEMPTO RACING	FRASSINETI Andrea (ITA) 1'42.208 Tresor Attempto Racing	Audi R8 LMS	28	52'02.289	1.515	1.515	10 1'41.331
3	77 RODRIGUEZ Ian (GTM) 1'42.936 FAEMS TEAM	FORENZI Giuseppe (ITA) FAEMS Team	BMW M4 GT3 EVO	28	52'03.344	2.570	1.055	3 1'42.121
4	19 LEVET Paul (FRA) VSR	PAVERUD Marcus (NOR) 1'42.883 VSR	Lamborghini Huracán GT3 Evo 2	28	52'03.874	3.100	0.530	5 1'41.849
5	55 EBRAHIM Pedro (BRA) 1'42.949 NOVA RACE	FERATI Jasin (CHE) Nova Race	BMW M4 GT3 EVO	28	52'05.194	4.420	1.320	6 1'42.457
6	63 DIMITROV Georgi (GBR) VSR	RICCITELLI Simone (ITA) 1'42.929 VSR	Lamborghini Huracán GT3 Evo 2	28	52'05.690	4.916	0.496	6 1'41.805
7	64 ALBAG Guy (ISR) ANTONELLI MOTORSPORT	Antonelli Motorsport	Mercedes AMG GT3	28	52'10.160	9.386	4.470	10 1'42.415
8	85 DE LA IGLESIA Lautaro (ARG) 1'44.365 IMPERIALE RACING	DENES Phillippe (HUN) Imperiale Racing	Lamborghini Huracán GT3 Evo 2	28	52'13.813	13.039	3.653	12 1'42.623
9	36 GERACI Enzo (FRA) OREGON TEAM	LUCHETTI Guido (ITA) 1'43.738 Oregon Team	Lamborghini Huracán GT3 Evo 2	28	52'17.082	16.308	3.269	5 1'43.006
10	34 GHIOTTO Luca (ITA) OREGON TEAM	PETROV Artem (ISR) 1'44.123 Oregon Team	Lamborghini Huracán GT3 Evo 2	28	52'17.454	16.680	0.372	6 1'43.475
11P	72 SEGÙ Luca (ITA) DL RACING	PERERA Franck (FRA) 1'42.407 DL Racing	Lamborghini Huracán GT3 Evo 2	28	52'23.575	22.801	6.121	6 1'42.084
12P	23 VILLADSEN Mathias (DNK) GINO SCUDERIA	Gino Scuderia	BMW M4 GT3 EVO	28	52'30.096	29.322	6.521	7 1'43.383
13P	59 CAZZANIGA Riccardo (ITA) RAPTOR ENGINEERING	MACDONALD Dean (GBR) 1'42.856 Raptor Engineering	McLaren 720S GT3 Evo	28	52'32.923	32.149	2.827	11 1'42.560
14P	66 MICHELOTTO Mattia (ITA) VSR	ZANON Ignazio (ITA) 1'44.326 VSR	Lamborghini Huracán GT3 Evo 2	27	52'54.094	1 Lap	1 Lap	6 1'41.639
----- Not Classified -----								
RET	9 LEVI Ariel (ISR) TRESOR ATTEMPTO RACING	MAZZOLA Rocco (ITA) Tresor Attempto Racing	Audi R8 LMS	6	10'26.296	22 Laps		5 1'41.803

Starting: 15 Classified: 14 Not Classified: 0 Retired: 1 Not Started: 0

Fastest Lap N. 10 No. 99 Alex Aka Time 1'41.331 Avg. 174,403 Km/h

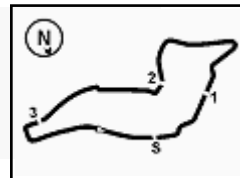
Humidity:	41%	Air	26°C
Condition:	DRY	Track	46°C

Clerk of the Course : Massimiliano Ghinassi

Race Director : Alessandro Ferrari

	Start	End
26/04/2026	14:03	14:56





ACI Racing Weekend Imola, 25-26 Aprile 2026

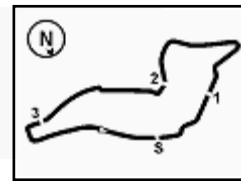
Campionato Italiano GT Sprint GT3 - Contagiri Race 2

Imola Circuit 4.909 m

	Lap																												
	1	2	3	4	5	6	7	8	9	10	11	12	13	14	15	16	17	18	19	20	21	22	23	24	25	26	27	28	
1	57	57	57	57	57	57	57	57	57	57	57	57	57	57	57	57	57	57	57	57	57	57	57	57	72	72	72	72	
2	66	66	66	66	66	66	66	66	66	66	66	66	66	7	7	7	7	7	72	72	72	72	72	72	7	7	7	7	
3	63	63	7	7	7	7	7	7	7	7	7	7	63	63	77	8	8	7	7	7	7	7	7	7	19	19	99	99	
4	7	7	63	63	63	63	63	63	63	63	63	63	77	77	8	99	85	19	19	19	19	19	19	19	19	99	99	77	77
5	77	77	77	77	77	77	77	77	77	77	77	77	62	62	51	51	99	8	99	99	99	99	99	99	77	77	19	19	
6	19	19	19	19	19	19	19	19	19	19	19	19	8	8	99	64	72	99	8	77	77	77	77	77	55	55	55	55	
7	72	72	72	72	72	72	62	62	62	62	62	62	51	51	64	85	19	77	77	8	55	55	55	55	57	63	63	63	
8	62	62	62	62	62	62	72	72	72	72	72	72	99	99	85	77	51	55	55	55	8	8	8	8	63	59	59	59	
9	55	55	55	9	9	9	8	8	8	8	8	8	64	64	88	88	64	62	63	63	63	63	63	63	59	51	51	64	
10	9	9	9	55	8	8	55	55	55	55	55	55	85	85	82	82	77	63	59	59	59	59	59	59	51	64	64	51	
11	51	51	51	8	55	55	51	51	51	51	51	51	88	88	69	69	62	59	62	62	62	62	62	64	57	85	85		
12	18	8	8	51	51	51	59	59	59	59	59	59	34	82	26	21	88	51	51	51	51	51	51	85	85	88	88		
13	59	59	59	59	59	59	64	64	64	64	64	99	82	69	21	68	55	64	64	64	64	64	64	64	36	36	57	57	
14	8	36	36	36	36	64	36	36	99	99	99	64	55	26	39	72	63	85	85	85	85	85	85	88	88	36	36		
15	36	64	64	64	64	36	85	99	85	85	85	85	69	21	68	19	59	88	88	88	88	88	88	88	34	34	34	34	
16	64	85	85	85	85	85	99	85	36	88	88	88	26	39	71	12	82	36	36	36	36	36	36	36	82	82	82	82	
17	85	34	34	34	99	99	34	88	88	36	36	36	21	68	12	62	69	34	34	34	34	34	34	34	69	69	69	69	
18	34	82	82	82	34	34	88	34	34	34	34	34	39	71	62	55	21	82	82	82	82	82	82	82	21	39	39	39	
19	82	88	88	99	88	88	82	82	82	82	82	82	68	12	63	63	36	69	69	69	69	69	69	69	69	62	62	62	
20	88	99	99	88	82	82	69	69	69	69	69	69	71	16	72	59	68	21	21	21	21	21	21	21	26	21	26	26	
21	69	69	69	69	69	73	73	26	26	26	26	26	23	72	19	26	34	26	26	26	26	26	26	26	26	23	23	23	
22	99	73	73	73	73	73	26	26	73	21	21	21	72	19	55	36	26	68	68	39	39	39	39	39	23	23	21	68	
23	73	26	26	26	26	26	39	39	21	73	73	73	12	55	59	34	39	39	39	68	68	68	68	23	68	68	68	21	
24	68	68	68	68	68	39	21	21	68	39	39	39	52	59	36	39	23	23	23	23	23	23	23	68	73	52	52	52	
25	12	39	39	39	39	21	68	68	39	68	68	68	19	34	34	23	22	22	22	73	73	73	73	73	52	73	73	73	
26	26	21	21	21	21	68	23	23	23	23	23	23	16	36	23	71	66	66	66	12	12	12	12	12	12	12	12	12	
27	39	22	22	22	22	23	22	22	22	22	22	22	59	73	16	22	73	73	73	71	52	52	52	52	66	66	66	66	
28	22	23	23	23	23	22	71	71	71	71	71	71	36	23	22	73	71	71	71	52	71	71	71	66	71	71	16	16	
29	21	71	71	71	71	16	16	16	52	52	52	52	73	52	73	66	12	12	12	16	16	16	16	71	16	16	71	71	
30	23	16	16	16	16	16	52	52	16	16	16	12	22	22	66	52	52	52	66	66	66	66	16						
31	71	52	52	52	52	52	12	12	12	12	12	16	66	66	52	16	16	16	16	22	22	22	22						
32	16	12	12	12	12	12																							
33	52																												

Final Result		
1	7 BMW ITALIA CECCAT	Laps 28
2	99 TRESOR ATTEMPTO	1.515
3	77 FAEMS TEAM	2.570
4	19 VSR	3.100
5	55 NOVA RACE	4.420
6	63 VSR	4.916
7	64 ANTONELLI MOTORS	9.386
8	51 SPIRIT OF RACING	10.536
9	85 IMPERIALE RACING	13.039
10	88 TRESOR ATTEMPTO	14.373
11	57 HERBERTH MOTORS	15.952
12	36 OREGON TEAM	16.308
13	34 OREGON TEAM	16.680
14	82 ANTONELLI MOTORS	17.884
15	69 SPIRIT OF RACING	18.886
16	39 TARGET RACING	19.216
17	62 DOUBLE TT RACING	19.462
18	72 DL RACING (P)	22.801
19	26 EASY RACE	23.534
20	68 DL RACING	27.003
21	21 SPIRIT OF RACING	27.553
22	52 SPIRIT OF RACING	28.003
23	73 ANTONELLI MOTORS	29.100
24	12 AUDI SPORT ITALIA	29.231
25	23 GINO SCUDERIA (P)	29.322
26	59 RAPTOR ENGINEERI	32.149
27	16 STRATIA MOTORSP0	1 Lap
28	71 DL RACING	1 Lap
29	66 VSR (P)	1 Lap
30	8 BMW ITALIA CECCAT	4 Laps
31	22 TRESOR ATTEMPTO	5 Laps
RET	9 TRESOR ATTEMPTO	22 Laps
RET	18 STAR PERFORMANC	27 Laps





Imola Circuit 4.909 m

ACI Racing Weekend Imola, 25-26 Aprile 2026

Campionato Italiano GT Sprint GT3 - Best Sectors & Speed Race 2

RESULTS

			Laps
1	7 KLINGMANN Jens	BMW M4 GT3 EVO	28
2	99 FRASSINETI Andrea	Audi R8 LMS	1.515
3	77 RODRIGUEZ Ian	BMW M4 GT3 EVO	2.570
4	19 PAVERUD Marcus	Lamborghini Huracán GT3 Evo 2	3.100
5	55 EBRAHIM Pedro	BMW M4 GT3 EVO	4.420
6	63 RICCITELLI Simone	Lamborghini Huracán GT3 Evo 2	4.916
7	64 ALBAG Guy	Mercedes AMG GT3	9.386
8	51 MACHIELS Jef	Ferrari 296 GT3	10.536
9	85 DE LA IGLESIA Lautaro	Lamborghini Huracán GT3 Evo 2	13.039
10	88 CLEMENTI PISANI Alberto	Audi R8 LMS	14.373
11	57 'BANKCY'	Porsche 992 GT3 R	15.952
12	36 LUCHETTI Guido	Lamborghini Huracán GT3 Evo 2	16.308
13	34 PETROV Artem	Lamborghini Huracán GT3 Evo 2	16.680
14	82 COLOMBINI Emanuel	Mercedes AMG GT3	17.884
15	69 FONTANA Fabrizio	Ferrari 296 GT3	18.886
16	39 HAN Huilin	Ferrari 296 GT3	19.216
17	62 RENMANS Gilles	Ferrari 296 GT3	19.462
18	72 PERERA Franck	Lamborghini Huracán GT3 Evo 2	22.801
19	26 GORINI Leonardo	Ferrari 296 GT3	23.534
20	68 RANDAZZO Piergiacomo	Lamborghini Huracán GT3 Evo 2	27.003
21	21 FORGIONE Gino	Ferrari 296 GT3	27.553
22	52 GHANDOUR Ziad	Ferrari 296 GT3	28.003
23	73 GUIRRETI Giuseppe	Mercedes AMG GT3	29.100
24	12 GIRAUDI Gianluca	Audi R8 LMS	29.231
25	23 VILLADSEN Mathias	BMW M4 GT3 EVO	29.322
26	59 MACDONALD Dean	McLaren 720S GT3 Evo	32.149
27	16 DENISOV Aleksei	Mercedes AMG GT3	1 Lap
28	71 GARCIA Miguel	Lamborghini Huracán GT3 Evo 2	1 Lap
29	66 ZANON Ignazio	Lamborghini Huracán GT3 Evo 2	1 Lap
30	8 MCINTOSH Anthony	BMW M4 GT3 EVO	4 Laps
31	22 SCHOLZE Florian	Audi R8 LMS	5 Laps
RET	9 LEVI Ariel	Audi R8 LMS	22 Laps
RET	18 PAVLOVIC Milos	Lamborghini Huracán GT3 Evo 2	27 Laps

SPEED

1	99 FRASSINETI Andrea	Audi R8 LMS	278,4
2	12 GIRAUDI Gianluca	Audi R8 LMS	276,9
3	9 LEVI Ariel	Audi R8 LMS	276,9
4	8 MCINTOSH Anthony	BMW M4 GT3 EVO	276,9
5	63 RICCITELLI Simone	Lamborghini Huracán GT3 Evo 2	275,5
6	22 SCHOLZE Florian	Audi R8 LMS	275,5
7	88 CLEMENTI PISANI Alberto	Audi R8 LMS	275,5
8	21 FORGIONE Gino	Ferrari 296 GT3	275,5
9	23 VILLADSEN Mathias	BMW M4 GT3 EVO	275,5
10	19 PAVERUD Marcus	Lamborghini Huracán GT3 Evo 2	275,5
11	66 ZANON Ignazio	Lamborghini Huracán GT3 Evo 2	274,1
12	18 PAVLOVIC Milos	Lamborghini Huracán GT3 Evo 2	274,1
13	59 MACDONALD Dean	McLaren 720S GT3 Evo	274,1
14	55 EBRAHIM Pedro	BMW M4 GT3 EVO	274,1
15	51 MACHIELS Jef	Ferrari 296 GT3	274,1
16	72 PERERA Franck	Lamborghini Huracán GT3 Evo 2	274,1
17	77 RODRIGUEZ Ian	BMW M4 GT3 EVO	274,1
18	39 HAN Huilin	Ferrari 296 GT3	272,7
19	82 COLOMBINI Emanuel	Mercedes AMG GT3	272,7
20	26 GORINI Leonardo	Ferrari 296 GT3	272,7
21	71 GARCIA Miguel	Lamborghini Huracán GT3 Evo 2	272,0
22	64 ALBAG Guy	Mercedes AMG GT3	271,4
23	36 LUCHETTI Guido	Lamborghini Huracán GT3 Evo 2	271,4
24	7 KLINGMANN Jens	BMW M4 GT3 EVO	270,7
25	68 RANDAZZO Piergiacomo	Lamborghini Huracán GT3 Evo 2	270,7
26	69 FONTANA Fabrizio	Ferrari 296 GT3	270,0
27	34 PETROV Artem	Lamborghini Huracán GT3 Evo 2	270,0
28	57 'BANKCY'	Porsche 992 GT3 R	270,0
29	62 RENMANS Gilles	Ferrari 296 GT3	270,0
30	73 GUIRRETI Giuseppe	Mercedes AMG GT3	268,0
31	85 DE LA IGLESIA Lautaro	Lamborghini Huracán GT3 Evo 2	268,0
32	16 DENISOV Aleksei	Mercedes AMG GT3	268,0
33	52 GHANDOUR Ziad	Ferrari 296 GT3	266,7

SEG. 1

1	57 'BANKCY'	21.068
2	63 RICCITELLI Simone	21.104
3	8 MCINTOSH Anthony	21.133
4	19 PAVERUD Marcus	21.136
5	66 ZANON Ignazio	21.158
6	77 RODRIGUEZ Ian	21.163
7	99 FRASSINETI Andrea	21.166
8	7 KLINGMANN Jens	21.197
9	72 PERERA Franck	21.197
10	9 LEVI Ariel	21.212
11	62 RENMANS Gilles	21.222
12	59 MACDONALD Dean	21.233
13	51 MACHIELS Jef	21.239
14	88 CLEMENTI PISANI Albe	21.243
15	21 FORGIONE Gino	21.252
16	64 ALBAG Guy	21.292
17	55 EBRAHIM Pedro	21.366
18	12 GIRAUDI Gianluca	21.376
19	36 LUCHETTI Guido	21.411
20	82 COLOMBINI Emanuel	21.438
21	26 GORINI Leonardo	21.444
22	69 FONTANA Fabrizio	21.448
23	23 VILLADSEN Mathias	21.450
24	85 DE LA IGLESIA Lautaro	21.453
25	39 HAN Huilin	21.479
26	68 RANDAZZO Piergiacomo	21.509
27	34 PETROV Artem	21.519
28	22 SCHOLZE Florian	21.557
29	73 GUIRRETI Giuseppe	21.616
30	71 GARCIA Miguel	21.675
31	52 GHANDOUR Ziad	21.868
32	16 DENISOV Aleksei	21.998
33	18 PAVLOVIC Milos	22.133

SEG. 2

1	57 'BANKCY'	33.259
2	99 FRASSINETI Andrea	33.306
3	66 ZANON Ignazio	33.382
4	62 RENMANS Gilles	33.386
5	7 KLINGMANN Jens	33.418
6	9 LEVI Ariel	33.459
7	63 RICCITELLI Simone	33.509
8	64 ALBAG Guy	33.512
9	8 MCINTOSH Anthony	33.549
10	72 PERERA Franck	33.600
11	88 CLEMENTI PISANI Albe	33.622
12	19 PAVERUD Marcus	33.635
13	85 DE LA IGLESIA Lautaro	33.646
14	59 MACDONALD Dean	33.680
15	77 RODRIGUEZ Ian	33.690
16	21 FORGIONE Gino	33.716
17	51 MACHIELS Jef	33.717
18	69 FONTANA Fabrizio	33.748
19	55 EBRAHIM Pedro	33.754
20	68 GORINI Leonardo	33.839
21	12 GIRAUDI Gianluca	33.853
22	82 COLOMBINI Emanuel	33.862
23	36 LUCHETTI Guido	33.968
24	23 VILLADSEN Mathias	34.019
25	39 HAN Huilin	34.023
26	34 PETROV Artem	34.047
27	68 RANDAZZO Piergiacomo	34.059
28	73 GUIRRETI Giuseppe	34.205
29	71 GARCIA Miguel	34.214
30	22 SCHOLZE Florian	34.231
31	52 GHANDOUR Ziad	34.725
32	16 DENISOV Aleksei	34.795
33	18 PAVLOVIC Milos	34.831

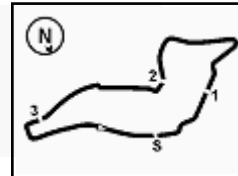
SEG. 3

1	7 KLINGMANN Jens	28.499
2	57 'BANKCY'	28.527
3	99 FRASSINETI Andrea	28.574
4	8 MCINTOSH Anthony	28.644
5	19 PAVERUD Marcus	28.716
6	9 LEVI Ariel	28.737
7	62 RENMANS Gilles	28.773
8	66 ZANON Ignazio	28.782
9	88 CLEMENTI PISANI Albe	28.791
10	72 PERERA Franck	28.801
11	55 EBRAHIM Pedro	28.826
12	63 RICCITELLI Simone	28.852
13	59 MACDONALD Dean	28.878
14	77 RODRIGUEZ Ian	28.883
15	51 MACHIELS Jef	28.913
16	64 ALBAG Guy	28.920
17	21 FORGIONE Gino	28.979
18	23 VILLADSEN Mathias	28.990
19	85 DE LA IGLESIA Lautaro	29.066
20	36 LUCHETTI Guido	29.076
21	26 GORINI Leonardo	29.093
22	82 COLOMBINI Emanuel	29.095
23	69 FONTANA Fabrizio	29.163
24	34 PETROV Artem	29.195
25	22 SCHOLZE Florian	29.195
26	71 GARCIA Miguel	29.286
27	39 HAN Huilin	29.313
28	73 GUIRRETI Giuseppe	29.378
29	12 GIRAUDI Gianluca	29.384
30	68 RANDAZZO Piergiacomo	29.436
31	52 GHANDOUR Ziad	29.532
32	18 PAVLOVIC Milos	29.616
33	16 DENISOV Aleksei	29.930

SEG. 4

1	99 FRASSINETI Andrea	18.182
2	57 'BANKCY'	18.187
3	63 RICCITELLI Simone	18.201
4	9 LEVI Ariel	18.203
5	66 ZANON Ignazio	18.209
6	77 RODRIGUEZ Ian	18.241
7	19 PAVERUD Marcus	18.282
8	7 KLINGMANN Jens	18.292
9	8 MCINTOSH Anthony	18.314
10	36 LUCHETTI Guido	18.314
11	21 FORGIONE Gino	18.330
12	72 PERERA Franck	18.335
13	62 RENMANS Gilles	18.346
14	51 MACHIELS Jef	18.347
15	12 GIRAUDI Gianluca	18.349
16	85 DE LA IGLESIA Lautaro	18.373
17	55 EBRAHIM Pedro	18.378
18	88 CLEMENTI PISANI Albe	18.386
19	64 ALBAG Guy	18.394
20	59 MACDONALD Dean	18.400
21	22 SCHOLZE Florian	18.411
22	82 COLOMBINI Emanuel	18.421
23	26 GORINI Leonardo	18.424
24	69 FONTANA Fabrizio	18.447
25	23 VILLADSEN Mathias	18.456
26	71 GARCIA Miguel	18.483
27	39 HAN Huilin	18.511
28	68 RANDAZZO Piergiacomo	18.551
29	34 PETROV Artem	18.555
30	73 GUIRRETI Giuseppe	18.604
31	52 GHANDOUR Ziad	18.704
32	16 DENISOV Aleksei	18.741
33	18 PAVLOVIC Milos	19.119





ACI Racing Weekend Imola, 25-26 Aprile 2026

Campionato Italiano GT Sprint GT3 - Analisi Tempi Race 2

Start at 14:03'29.723

1 / 8

7 BMW Italia Ceccato Racing (1'41.695)

Lap	Seg.1	Seg.2	Seg.3	Seg.4	Lap Time	km/h	Local Time
Raffaele Marciello							
1		34.792	29.125	18.691	1'48.357	210,5	14:05'18.080
2	21.472	33.672	28.894	18.464	1'42.502	268,0	14:07'00.582
3	21.316	33.595	28.756	18.471	1'42.138	268,0	14:08'42.720
4	21.205	33.418	28.750	18.322	1'41.695	269,3	14:10'24.415
5	21.275	33.517	28.737	18.416	1'41.945	269,3	14:12'06.360
6	21.235	33.481	28.718	18.292	1'41.726	267,3	14:13'48.086
7	21.250	33.479	28.814	18.299	1'41.842	268,7	14:15'29.928
8	21.262	33.869	28.727	18.339	1'42.197	270,7	14:17'12.125
9	21.197	33.624	28.579	18.369	1'41.769	269,3	14:18'53.894
10	21.252	33.845	28.854	18.377	1'42.328	268,7	14:20'36.222
11	21.525	33.778	28.752	18.415	1'42.470	270,0	14:22'18.692
12	21.269	33.805	28.825	18.466	1'42.365	269,3	14:24'01.057
13	21.358	33.549	28.499	18.407	1'41.813	268,7	14:25'42.870
14	21.356	33.623	28.843	18.449	1'42.271	268,0	14:27'25.141
15	21.265	33.551	28.763	18.364	1'41.943	266,7	14:29'07.084
16	21.267	33.560	28.686	18.386	1'41.899	268,0	14:30'48.983
17	21.271	33.718	28.767	34.188	1'57.944P	268,7	14:32'46.927
Jens Klingmann							
18	1'35.515	34.129	29.208	18.623	2'57.475P	180,3	14:35'44.402
19	21.716	34.163	28.826	18.617	1'43.322	266,7	14:37'27.724
20	21.526	33.868	28.835	18.608	1'42.837	266,0	14:39'10.561
21	21.527	34.255	29.485	18.784	1'44.051	268,0	14:40'54.612
22	22.176	36.205	33.555	20.028	1'51.964	266,7	14:42'46.576
23	34.585	1'03.093	1'01.459	28.988	3'08.125	189,8	14:45'54.701
24	33.815	45.547	48.299	32.262	2'39.923	93,5	14:48'34.624
25	22.967	35.358	29.142	18.625	1'46.092	248,3	14:50'20.716
26	21.491	34.140	28.970	18.710	1'43.311	268,0	14:52'04.027
27	21.674	34.038	29.083	18.555	1'43.350	268,7	14:53'47.377
28	21.559	34.011	28.908	18.642	1'43.120	267,3	14:55'30.497
Race Time 52'00.774							

4	21.274	34.171	28.805	18.466	1'42.716	276,9	14:10'30.516
5	21.342	33.459	28.799	18.203	1'41.803	275,5	14:12'12.319
6	21.212	33.839	28.737	19.912	1'43.700	275,5	14:13'56.019
Race Time 10'26.296							

12 Audi Sport Italia (1'43.144)

Lap	Seg.1	Seg.2	Seg.3	Seg.4	Lap Time	km/h	Local Time
Jody Lamburgh							
1		31.583	29.523	19.224	1'58.573	211,8	14:05'28.296
2	22.066	34.807	29.549	37.909	2'04.331P	276,9	14:07'32.627
3	36.273	34.100	29.523	18.566	1'58.462P	183,4	14:09'31.089
4	21.612	34.085	29.677	18.464	1'43.838	274,1	14:11'14.927
5	21.376	33.902	29.517	18.349	1'43.144	271,4	14:12'58.071
6	21.547	34.051	29.422	18.419	1'43.439	271,4	14:14'41.510
7	22.108	34.040	29.727	18.451	1'44.326	272,7	14:16'25.836
8	21.939	34.248	29.559	18.534	1'44.280	272,7	14:18'10.116
9	21.669	34.475	29.384	18.523	1'44.051	273,4	14:19'54.167
10	21.638	33.853	29.700	18.542	1'43.733	272,0	14:21'37.900
11	21.585	34.029	29.517	18.568	1'43.699	274,1	14:23'21.599
12	21.551	34.099	29.517	18.945	1'44.112	272,7	14:25'05.711
13	21.617	35.116	29.850	18.619	1'45.202	274,1	14:26'50.913
14	21.671	34.477	29.608	18.566	1'44.322	272,7	14:28'35.235
15	21.716	34.137	29.608	18.638	1'44.099	272,7	14:30'19.334
16	21.699	34.638	29.858	35.937	2'02.132P	272,0	14:32'21.466
Gianluca Giraudi							
17	1'31.855	36.289	30.065	18.888	2'57.097P	173,9	14:35'18.563
18	22.019	34.867	29.796	18.784	1'45.466	270,0	14:37'04.029
19	21.816	36.129	30.739	19.257	1'47.941	272,7	14:38'51.970
20	22.873	35.943	30.171	20.068	1'49.055	268,0	14:40'41.025
21	23.636	40.578	32.722	20.386	1'57.322	269,3	14:42'38.347
22	30.576	36.947	32.913	21.041	2'01.477	208,9	14:44'39.824
23	23.779	37.002	32.072	19.545	1'52.398	238,4	14:46'32.222
24	24.108	38.549	43.216	24.977	2'10.850	231,8	14:48'43.072
25	24.510	37.064	33.724	21.140	1'56.438	234,8	14:50'39.510
26	24.733	35.335	30.066	18.790	1'48.924	254,7	14:52'28.434
27	21.856	34.839	29.951	18.758	1'45.404	272,7	14:54'13.838
28	21.986	34.843	30.248	18.813	1'45.890	271,4	14:55'59.728
Race Time 52'30.005							

8 BMW Italia Ceccato Racing (1'41.776)

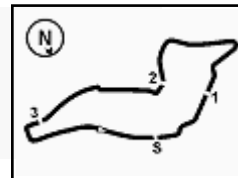
Lap	Seg.1	Seg.2	Seg.3	Seg.4	Lap Time	km/h	Local Time
Parker Thompson							
1		36.453	29.837	18.865	1'53.639	214,3	14:05'23.362
2	21.712	34.027	28.735	18.314	1'42.788	272,7	14:07'06.150
3	21.201	33.748	28.901	18.468	1'42.318	273,4	14:08'48.468
4	21.409	34.430	29.070	18.411	1'43.320	276,9	14:10'31.788
5	21.133	33.971	28.707	18.640	1'42.451	274,1	14:12'14.239
6	21.133	33.663	28.768	18.427	1'41.991	271,4	14:13'56.230
7	21.153	33.549	28.709	18.365	1'41.776	271,4	14:15'38.006
8	21.191	33.722	29.051	18.345	1'42.309	272,7	14:17'20.315
9	21.858	34.000	29.085	18.369	1'43.312	274,1	14:19'03.627
10	21.400	33.799	29.023	18.530	1'42.752	272,7	14:20'46.379
11	21.275	34.451	29.219	18.478	1'43.423	272,7	14:22'29.802
12	21.195	34.100	28.786	18.606	1'42.687	272,0	14:24'12.489
13	21.381	34.117	28.686	18.651	1'42.835	274,1	14:25'55.324
14	21.313	33.952	28.735	18.531	1'42.531	271,4	14:27'37.855
15	21.301	33.630	28.858	18.497	1'42.286	271,4	14:29'20.141
16	21.295	33.850	28.644	18.667	1'42.456	267,3	14:31'02.597
17	21.275	34.242	28.799	34.684	1'59.000P	272,7	14:33'01.597
Anthony McIntosh							
18	1'23.903	34.440	29.646	18.937	2'46.926P	180,0	14:35'48.523
19	21.671	34.519	29.691	19.293	1'45.174	270,0	14:37'33.697
20	21.639	34.924	29.509	18.824	1'44.896	272,0	14:39'18.593
21	21.661	34.478	30.212	19.867	1'46.218	272,7	14:41'04.811
22	25.055	35.311	30.761	19.472	1'50.599	208,9	14:42'55.410
23	31.477	1'03.435	1'01.970	28.748	3'05.630	267,3	14:46'01.040
24	34.356	43.866	46.805	30.553	2'35.580	102,2	14:48'36.620
Race Time 45'06.897							

9 Tresor Attempto Racing (1'41.803)

Lap	Seg.1	Seg.2	Seg.3	Seg.4	Lap Time	km/h	Local Time
Ariel Levi							
1		35.936	29.411	18.591	1'51.092	200,7	14:05'20.815
2	22.227	34.220	29.174	18.396	1'44.017	274,1	14:07'04.832
3	21.246	33.987	29.371	18.364	1'42.968	275,5	14:08'47.800

16 Stratia Motorsport (1'45.750)

Lap	Seg.1	Seg.2	Seg.3	Seg.4	Lap Time	km/h	Local Time
Giuseppe Fascicolo							
1		37.892	32.437	19.508	2'01.662	208,9	14:05'31.385
2	22.466	35.106	30.322	19.100	1'46.994	266,7	14:07'18.379
3	22.150	34.896	30.043	18.741	1'45.830	266,7	14:09'04.209
4	22.009	34.818	30.097	18.826	1'45.750	266,0	14:10'49.959
5	22.055	34.822	30.244	18.814	1'45.935	266,0	14:12'35.894
6	23.944	35.039	29.953	19.167	1'48.103	266,0	14:14'23.997
7	22.060	35.233	30.091	18.835	1'46.219	265,4	14:16'10.216
8	22.209	36.933	30.279	18.873	1'48.294	265,4	14:17'58.510
9	22.223	35.839	30.711	19.085	1'47.858	265,4	14:19'46.368
10	22.259	35.207	30.424	19.004	1'46.894	265,4	14:21'33.262
11	22.079	35.023	30.307	18.799	1'46.208	265,4	14:23'19.470
12	21.998	35.082	30.064	19.743	1'46.887	266,7	14:25'06.357
13	22.306	35.080	30.112	18.867	1'46.365	265,4	14:26'52.722
14	22.076	34.795	30.432	18.869	1'46.172	268,0	14:28'38.894
15	23.224	34.977	29.930	1'25.775	2'53.906P	265,4	14:31'32.800
Alekssei Denisov							
16	39.659	36.947	31.282	19.			



ACI Racing Weekend Imola, 25-26 Aprile 2026

Campionato Italiano GT Sprint GT3 - Analisi Tempi Race 2

Start at 14:03'29.723

Imola Circuit 4.909 m

2 / 8

Race Time 52'44.863	25	24.350	37.174	32.555	19.065	1'53.144	248,3	14:50'33.658
	26	22.486	36.150	30.536	19.597	1'48.769	270,0	14:52'22.427
	27	22.880	36.489	29.763	19.036	1'48.168	272,7	14:54'10.595
	28	22.411	36.025	29.810	19.209	1'47.455	270,0	14:55'58.050
								Race Time 52'28.327

18 Star Performance							
Lap	Seg.1	Seg.2	Seg.3	Seg.4	Lap Time	km/h	Local Time
Milos Pavlovic							
1		36.451	29.784	19.119	1'53.031	203,8	14:05'22.754
							Race Time 1'53.031

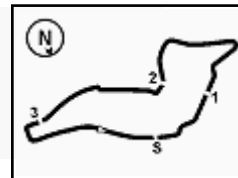
19 VSR (1'41.849)							
Lap	Seg.1	Seg.2	Seg.3	Seg.4	Lap Time	km/h	Local Time
Paul Levet							
1		34.729	29.248	19.358	1'49.671	212,2	14:05'19.394
2	21.688	34.250	28.886	18.656	1'43.480	268,7	14:07'02.874
3	21.316	33.922	28.915	18.375	1'42.528	272,7	14:08'45.402
4	21.233	33.640	28.741	18.395	1'42.009	272,7	14:10'27.411
5	21.216	33.635	28.716	18.282	1'41.849	272,7	14:12'09.260
6	21.136	33.644	29.008	18.615	1'42.403	274,1	14:13'51.663
7	21.372	33.844	28.828	18.490	1'42.534	274,1	14:15'34.197
8	21.353	33.856	28.837	18.468	1'42.514	274,1	14:17'16.711
9	21.255	33.843	28.784	18.557	1'42.439	274,1	14:18'59.150
10	21.436	33.812	28.864	18.468	1'42.580	272,7	14:20'41.730
11	21.320	33.755	28.832	18.505	1'42.412	272,7	14:22'24.142
12	21.285	33.905	28.812	18.582	1'42.584	274,1	14:24'06.726
13	21.392	33.998	28.951	1'21.119	2'45.460P	275,5	14:26'52.186

20 Marcus Paverud							
Lap	Seg.1	Seg.2	Seg.3	Seg.4	Lap Time	km/h	Local Time
14	36.648	34.377	29.530	18.483	1'59.038P	183,4	14:28'51.224
15	21.261	33.974	29.284	18.502	1'43.021	272,7	14:30'34.245
16	21.299	33.896	29.456	18.606	1'43.257	272,7	14:32'17.502
17	21.324	33.888	29.182	18.610	1'43.004	272,0	14:34'00.506
18	22.085	34.502	29.078	18.475	1'44.140	271,4	14:35'44.646
19	21.790	34.333	28.938	18.515	1'43.576	272,7	14:37'28.222
20	21.430	34.034	29.044	18.522	1'43.030	272,7	14:39'11.252
21	21.468	34.017	29.553	18.693	1'43.731	274,1	14:40'54.983
22	23.355	36.238	32.765	19.686	1'52.044	247,1	14:42'47.027
23	34.820	1'02.985	1'01.782	28.814	3'08.401	188,2	14:45'55.428
24	34.211	45.075	48.129	32.152	2'39.567	86,5	14:48'34.995
25	23.636	34.852	29.425	18.481	1'46.394	250,0	14:50'21.389
26	21.469	34.135	29.371	18.625	1'43.600	273,4	14:52'04.989
27	23.428	34.350	29.269	18.678	1'45.725	274,1	14:53'50.714
28	21.468	33.834	29.132	18.449	1'42.883	271,4	14:55'33.597
							Race Time 52'03.874

21 Spirit of Racing (1'42.365)							
Lap	Seg.1	Seg.2	Seg.3	Seg.4	Lap Time	km/h	Local Time
Michele Rugolo							
1		37.720	31.913	19.420	2'00.084	203,8	14:05'29.807
2	22.051	34.695	30.387	18.867	1'46.000	272,0	14:07'15.807
3	21.568	34.993	29.737	18.568	1'44.866	271,4	14:09'00.673
4	21.691	34.201	29.462	18.411	1'43.765	275,5	14:10'44.438
5	21.553	34.311	29.649	18.510	1'44.023	272,7	14:12'28.461
6	21.437	35.220	29.437	18.531	1'44.625	274,1	14:14'13.086
7	21.502	34.361	29.557	18.449	1'43.869	272,7	14:15'56.955
8	21.542	34.329	29.510	18.547	1'43.928	272,7	14:17'40.883
9	22.403	34.616	29.426	18.892	1'45.337	273,4	14:19'26.220
10	22.381	33.833	28.979	18.330	1'43.523	269,3	14:21'09.743
11	21.252	33.716	29.062	18.335	1'42.365	271,4	14:22'52.108
12	21.298	33.740	29.038	18.523	1'42.599	271,4	14:24'34.707
13	21.409	34.261	29.167	19.695	1'44.532	272,7	14:26'19.239
14	21.521	33.850	29.127	18.409	1'42.907	268,7	14:28'02.146
15	21.281	34.350	29.068	18.407	1'43.106	271,4	14:29'45.252
16	21.370	34.269	29.214	18.530	1'43.383	272,7	14:31'28.635
17	21.365	33.849	28.979	1'28.557	2'52.750P	270,7	14:34'21.385
Gino Forgiione							
18	36.413	35.151	30.688	18.952	2'01.204P	180,6	14:36'22.589
19	22.402	35.809	30.748	19.074	1'48.033	262,8	14:38'10.622
20	22.295	35.174	29.811	18.905	1'46.185	270,7	14:39'56.807
21	22.356	35.442	31.134	20.104	1'49.036	268,0	14:41'45.843
22	30.995	38.577	32.996	20.404	2'02.972	157,4	14:43'48.815
23	24.576	37.015	53.295	31.413	2'26.299	234,8	14:46'15.114
24	33.907	40.701	43.996	26.796	2'25.400	154,3	14:48'40.514

22 Tresor Attempto Racing (1'43.572)							
Lap	Seg.1	Seg.2	Seg.3	Seg.4	Lap Time	km/h	Local Time
Marco Cassarà							
1		37.908	31.793	19.750	2'00.016	214,7	14:05'29.739
2	22.547	34.940	30.091	18.678	1'46.256	268,7	14:07'15.995
3	21.947	35.032	29.710	18.568	1'45.257	259,6	14:09'01.252
4	21.716	34.601	29.426	18.678	1'44.421	274,1	14:10'45.673
5	21.822	34.759	30.135	18.712	1'45.428	271,4	14:12'31.101
6	21.723	35.510	30.019	18.613	1'45.865	271,4	14:14'16.966
7	21.559	34.369	29.233	18.411	1'43.572	271,4	14:16'00.538
8	21.557	34.231	29.195	18.627	1'43.610	272,7	14:17'44.148
9	21.578	34.447	31.337	18.644	1'46.006	272,7	14:19'30.154
10	21.617	34.517	29.631	18.619	1'44.384	271,4	14:21'14.538
11	21.828	34.619	29.728	18.676	1'44.851	275,5	14:22'59.389
12	21.568	34.735	30.242	18.693	1'45.238	274,1	14:24'44.627
13	21.631	34.627	30.233	1'33.998	3'00.489P	275,5	14:27'45.116
Florian Scholze							
14	36.782	36.553	30.654	19.287	2'03.276P	183,4	14:29'48.392
15	22.226	34.987	31.308	19.097	1'47.618	268,7	14:31'36.010
16	22.326	34.498	29.831	18.765	1'45.420	271,4	14:33'21.430
17	22.347	34.464	29.983	18.797	1'45.591	268,7	14:35'07.021
18	22.106	34.368	29.841	18.655	1'44.970	268,7	14:36'51.991
19	21.907	34.362	29.873	18.811	1'44.953	270,0	14:38'36.944
20	21.833	34.331	29.711	10'39.007	12'04.882	268,0	14:50'41.826
21	22.924	37.709	30.276	18.932	1'49.841	267,3	14:52'31.667
22	22.235	34.818	29.915	18.775	1'45.743	269,3	14:54'17.410
23	22.020	34.480	29.698	18.705	1'44.903	271,4	14:56'02.313
							Race Time 52'32.590

23 Gino Scuderia (1'43.383)							
Lap	Seg.1	Seg.2	Seg.3	Seg.4	Lap Time	km/h	Local Time
Mathias Villadsen							
1		38.093	32.093	19.433	2'00.438	193,9	14:05'30.161
2	22.457	34.886	30.171	18.638	1'46.152	275,5	14:07'16.313
3	22.045	34.805	29.904	18.765	1'45.519	275,5	14:09'01.832
4	21.809	34.297	29.525	18.644	1'44.275	274,1	14:10'46.107
5	21.604	34.731	30.166	18.762	1'45.263	274,1	14:12'31.370
6	21.718	34.759	29.233	18.456	1'44.166	274,1	14:14'15.536
7	21.701	34.099	29.098	18.485	1'43.383	274,1	14:15'58.919
8	21.682	34.019	28.990	18.815	1'43.506	273,4	14:17'42.425
9	21.729	35.002	29.655	19.015	1'45.401	275,5	14:19'27.826
10	21.924	35.201	29.877	18.996	1'45.998	275,5	14:21'13.824
11	21.879	34.852	29.413	18.779	1'44.923	274,1	14:22'58.747
12	21.704	34.584	30.284	18.835	1'45.407	272,7	14:24'44.154
13	21.619	34.311	29.498	35.157	2'00.585P	272,0	14:26'44.739
14	1'32.553	34.544	30.265	18.612	2'55.974P	181,5	14:29'40.713
15	21.450	34.453	29.534	18.659	1'44.096	274,1	14:31'24.809
16	21.718	34.589	29.324	18.729	1'44.360	271,4	14:33'09.169
17	21.549	34.339	29.334	18.664	1'43.886	268,7	14:34'53.055
18	21.735	34.432	29.653	18.847	1'44.667	271,4	14:36'37.722
19	21.670	34.601	29.464	18.740	1'44.475	270,7	14:38'22.197
20	21.517	35.286	29.940	19.115	1'45.858	272,7	



ACI Racing Weekend Imola, 25-26 Aprile 2026

Campionato Italiano GT Sprint GT3 - Analisi Tempi Race 2

Start at 14:03'29.723

Imola Circuit 4.909 m

3 / 8

Lap	Seg.1	Seg.2	Seg.3	Seg.4	Lap Time	km/h	Local Time
34 Oregon Team (1'43.475)							
Luca Ghiotto							
1		36.719	31.438	18.983	1'56.236	222,2	14:05'25.959
2	21.839	34.350	29.459	18.721	1'44.369	266,7	14:07'10.328
3	21.771	34.174	29.279	18.613	1'43.837	269,3	14:08'54.165
4	21.527	34.093	29.496	18.555	1'43.671	268,7	14:10'37.836
5	21.553	34.047	30.133	18.608	1'44.341	268,7	14:12'22.177
6	21.537	34.101	29.195	18.642	1'43.475	268,0	14:14'05.652
7	21.564	34.086	29.486	18.659	1'43.795	268,0	14:15'49.447
8	22.088	34.414	29.258	18.598	1'44.358	269,3	14:17'33.805
9	21.519	34.159	29.222	18.661	1'43.561	268,0	14:19'17.366
10	21.610	34.263	29.296	18.683	1'43.852	268,7	14:21'01.218
11	21.686	34.271	29.600	18.667	1'44.224	270,0	14:22'45.442
12	21.738	34.413	29.256	18.686	1'44.093	269,3	14:24'29.535
13	21.530	34.314	29.595	18.725	1'44.164	270,0	14:26'13.699
14	21.614	34.275	29.443	1'22.026	2'47.358P	268,0	14:29'01.057
Artem Petrov							
15	36.779	34.941	29.727	18.981	2'00.428P	181,8	14:31'01.485
16	22.123	35.165	29.599	18.911	1'45.798	267,3	14:32'47.283
17	21.814	34.485	29.479	18.725	1'44.503	267,3	14:34'31.786
18	22.021	34.226	29.439	18.640	1'44.326	266,0	14:36'16.112
19	21.686	34.441	29.330	18.746	1'44.203	266,7	14:38'00.315
20	21.746	34.186	29.511	18.680	1'44.123	266,7	14:39'44.438
21	21.775	34.270	30.451	28.025	1'54.521	266,7	14:41'38.959
22	34.585	38.292	33.314	20.629	2'06.820	157,2	14:43'45.779
23	24.248	37.275	53.638	32.009	2'27.170	234,8	14:46'12.949
24	33.281	41.106	44.263	27.328	2'25.978	143,6	14:48'38.927
25	23.695	37.681	30.160	19.140	1'50.676	250,0	14:50'29.603
26	22.011	34.866	29.464	18.948	1'45.289	268,7	14:52'14.892
27	21.879	35.311	30.299	19.034	1'46.523	268,7	14:54'01.415
28	22.048	34.905	29.627	19.182	1'45.762	270,0	14:55'47.177
Race Time 52'17.454							

39 Target Racing (1'43.767)

Lap	Seg.1	Seg.2	Seg.3	Seg.4	Lap Time	km/h	Local Time
Huilin Han							
1		38.060	31.756	19.777	1'59.560	209,7	14:05'29.283
2	22.049	34.949	30.204	18.752	1'45.954	271,4	14:07'15.237
3	21.858	34.820	29.817	18.632	1'45.127	272,7	14:09'00.364
4	21.833	34.023	29.313	18.598	1'43.767	272,7	14:10'44.131
5	21.621	34.326	29.358	18.655	1'43.960	271,4	14:12'28.091
6	21.591	34.618	29.833	18.634	1'44.676	272,7	14:14'12.767
7	21.675	34.172	29.504	18.511	1'43.862	270,7	14:15'56.629
8	21.656	34.204	29.555	18.744	1'44.159	271,4	14:17'40.788
9	22.775	35.390	29.532	18.680	1'46.377	272,7	14:19'27.165
10	21.995	35.331	29.663	18.858	1'45.847	272,7	14:21'13.012
11	21.699	34.301	29.617	18.688	1'44.305	270,0	14:22'57.317
12	21.479	34.390	29.720	18.886	1'44.475	271,4	14:24'41.792
13	21.688	34.541	30.067	18.763	1'45.059	270,7	14:26'26.851
14	21.738	34.387	29.623	18.659	1'44.407	268,7	14:28'11.258
15	21.814	34.320	29.771	18.771	1'44.676	269,3	14:29'55.934
16	21.758	34.303	29.814	1'27.341	2'53.216P	270,0	14:32'49.150
17	36.252	35.297	30.019	18.659	2'00.227P	182,1	14:34'49.377
18	21.957	34.274	29.538	18.631	1'44.400	266,7	14:36'33.777
19	21.578	35.572	30.666	19.027	1'46.843	269,3	14:38'20.620
20	22.409	35.218	29.738	18.817	1'46.182	269,3	14:40'06.802
21	21.882	34.964	31.154	19.971	1'47.971	268,0	14:41'54.773
22	24.570	38.379	32.979	20.214	1'56.142	266,7	14:43'50.915
23	24.318	37.080	53.977	30.906	2'26.281	219,5	14:46'17.196
24	33.776	40.494	44.110	26.214	2'24.594	132,5	14:48'41.790
25	23.883	36.816	32.570	19.089	1'52.358	252,3	14:50'34.148
26	22.046	34.852	29.547	18.900	1'45.345	271,4	14:52'19.493
27	21.685	34.326	29.646	19.254	1'44.911	270,0	14:54'04.404
28	21.947	34.316	29.883	19.163	1'45.309	271,4	14:55'49.713
Race Time 52'19.990							

51 Spirit of Racing (1'42.341)

Lap	Seg.1	Seg.2	Seg.3	Seg.4	Lap Time	km/h	Local Time
Francesco Braschi							
1		36.227	29.706	18.650	1'51.821	203,0	14:05'21.544
2	21.871	34.309	29.206	18.491	1'43.877	269,3	14:07'05.421
3	21.337	33.862	29.134	18.451	1'42.784	270,7	14:08'48.205
4	21.492	34.803	29.271	18.455	1'44.021	271,4	14:10'32.226

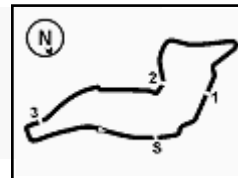
36 Oregon Team (1'43.006)

Lap	Seg.1	Seg.2	Seg.3	Seg.4	Lap Time	km/h	Local Time
Enzo Geraci							
1		36.826	29.962	19.301	1'54.063	200,7	14:05'23.786

26/04/2026 P = Pits In/Out - C = Lap Time Cancelled

Powered by FICr PERUGIA TIMING





ACI Racing Weekend Imola, 25-26 Aprile 2026

Campionato Italiano GT Sprint GT3 - Analisi Tempi Race 2

Imola Circuit 4.909 m

Start at 14:03'29.723

4 / 8

5	21.280	33.784	29.055	18.563	1'42.682	271,4	14:12'14.908	8	21.379	33.881	28.888	18.574	1'42.722	270,7	14:17'22.597
6	21.503	33.792	28.951	18.401	1'42.647	274,1	14:13'57.555	9	21.413	33.930	28.826	18.378	1'42.547	272,7	14:19'05.144
7	21.239	34.157	28.913	18.375	1'42.684	271,4	14:15'40.239	10	21.389	33.831	28.981	18.582	1'42.783	272,0	14:20'47.927
8	21.385	33.852	28.992	18.404	1'42.633	272,0	14:17'22.872	11	21.378	34.118	29.017	18.513	1'43.026	271,4	14:22'30.953
9	21.299	34.085	28.945	18.347	1'42.676	272,7	14:19'05.548	12	21.553	34.332	28.926	18.602	1'43.413	272,7	14:24'14.366
10	21.377	33.778	29.040	18.536	1'42.731	270,0	14:20'48.279	13	21.555	34.364	29.032	34.860	1'59.811P	272,7	14:26'14.177
11	21.312	34.150	29.150	18.405	1'43.017	271,4	14:22'31.296	Pedro Ebrahim							
12	21.322	34.498	29.019	18.475	1'43.314	272,7	14:24'14.610	14	1'23.007	34.303	29.493	18.592	2'45.395P	179,4	14:28'59.572
13	21.523	34.517	29.189	18.644	1'43.873	272,7	14:25'58.483	15	21.485	33.911	29.002	18.551	1'42.949	270,0	14:30'42.521
14	21.319	33.717	28.915	18.390	1'42.341	268,0	14:27'40.824	16	21.676	34.559	29.131	18.596	1'43.962	269,3	14:32'26.483
15	21.296	33.896	28.928	18.488	1'42.608	268,0	14:29'23.432	17	21.495	33.964	28.945	18.725	1'43.129	272,0	14:34'09.612
16	21.943	34.165	28.993	18.642	1'43.743	271,4	14:31'07.175	18	21.650	33.915	29.106	18.884	1'43.555	272,0	14:35'53.167
17	21.367	33.917	28.949	1'29.683	2'53.916P	269,3	14:34'01.091	19	21.445	33.919	28.971	18.682	1'43.017	272,0	14:37'36.184
Jef Machiels								20	21.366	33.899	29.078	18.716	1'43.059	271,4	14:39'19.243
18	36.485	34.390	29.591	18.519	1'58.985P	180,6	14:36'00.076	21	21.456	34.324	29.464	19.741	1'44.985	271,4	14:41'04.228
19	22.135	33.969	29.152	18.954	1'44.210	268,0	14:37'44.286	22	23.788	34.835	29.869	19.205	1'47.697	235,3	14:42'51.925
20	21.669	33.890	29.150	18.519	1'43.228	266,0	14:39'27.514	23	33.933	1'03.434	1'01.697	28.962	3'08.026	184,0	14:45'59.951
21	21.776	33.887	29.435	19.027	1'44.125	266,7	14:41'11.639	24	34.491	43.971	46.894	30.845	2'36.201	80,4	14:48'36.152
22	24.500	36.886	31.136	19.815	1'52.337	216,9	14:43'03.976	25	23.513	34.962	29.534	18.752	1'46.761	251,2	14:50'22.913
23	27.951	1'02.577	1'01.650	29.879	3'02.057	266,0	14:46'06.033	26	21.383	34.108	29.140	18.788	1'43.419	272,0	14:52'06.332
24	32.331	43.697	46.328	29.062	2'31.418	123,9	14:48'37.451	27	22.197	34.721	29.252	18.798	1'44.968	271,4	14:53'51.300
25	24.582	36.005	29.523	18.888	1'48.998	253,5	14:50'26.449	28	21.549	34.161	29.142	18.765	1'43.617	272,0	14:55'34.917
26	22.161	34.485	29.938	18.873	1'45.457	270,0	14:52'11.906	Race Time 52'05.194							
27	21.657	34.161	29.409	18.663	1'43.890	270,0	14:53'55.796	Race Time 52'11.310							
28	21.754	35.252	29.585	18.646	1'45.237	268,7	14:55'41.033	Race Time 52'11.310							

57 Herberth Motorsport (1'41.212)

Lap	Seg.1	Seg.2	Seg.3	Seg.4	Lap Time	km/h	Local Time
Harry King							
1		34.085	29.070	18.409	1'46.402	213,0	14:05'16.125
2	21.394	33.713	28.844	18.364	1'42.315	265,4	14:06'58.440
3	21.274	33.470	28.771	18.195	1'41.710	265,4	14:08'40.150
4	21.176	33.525	28.839	18.187	1'41.727	266,7	14:10'21.877
5	21.173	33.331	28.661	18.222	1'41.387	266,0	14:12'03.264
6	21.176	33.322	28.729	18.197	1'41.424	266,7	14:13'44.688
7	21.204	33.292	28.527	18.210	1'41.233	265,4	14:15'25.921
8	21.138	33.345	28.665	18.223	1'41.371	266,0	14:17'07.292
9	21.148	33.259	28.538	18.267	1'41.212	265,4	14:18'48.504
10	21.199	33.297	28.625	18.283	1'41.404	265,4	14:20'29.908
11	21.163	33.335	28.799	18.322	1'41.619	266,0	14:22'11.527
12	21.148	33.471	28.684	18.273	1'41.576	266,7	14:23'53.103
13	21.068	33.460	28.714	18.337	1'41.579	266,7	14:25'34.682
14	21.207	33.619	28.737	18.335	1'41.898	266,7	14:27'16.580
15	21.792	34.174	29.178	18.758	1'43.902	266,7	14:29'00.482
16	21.384	33.820	28.739	18.456	1'42.399	268,0	14:30'42.881
17	21.585	34.061	28.860	18.327	1'42.833	270,0	14:32'25.714
18	21.239	33.729	29.070	1'21.966	2'46.004P	267,3	14:35'11.718
'Banky'							
19	36.932	35.076	30.327	19.158	2'01.493P	181,2	14:37'13.211
20	22.240	34.786	29.856	18.773	1'45.655	265,4	14:38'58.866
21	21.858	34.564	29.798	18.835	1'45.055	266,0	14:40'43.921
22	24.767	39.765	32.758	21.049	1'58.339	268,0	14:42'42.260
23	35.250	1'04.369	1'00.746	29.072	3'09.437	205,3	14:45'51.697
24	33.942	45.875	49.488	32.415	2'41.720	145,4	14:48'33.417
25	23.744	37.341	30.993	18.935	1'51.013	242,7	14:50'24.430
26	22.449	35.701	31.530	19.036	1'48.716	269,3	14:52'13.146
27	22.148	35.843	30.415	19.009	1'47.415	269,3	14:54'00.561
28	22.282	34.483	30.116	19.007	1'45.888	267,3	14:55'46.449
Race Time 52'16.726							

59 Raptor Engineering (1'42.560)

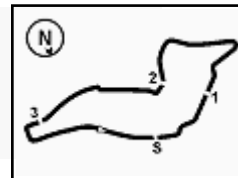
Lap	Seg.1	Seg.2	Seg.3	Seg.4	Lap Time	km/h	Local Time
Riccardo Cazzaniga							
1		36.611	29.756	18.953	1'53.130	216,9	14:05'22.853
2	22.280	34.909	29.392	18.779	1'45.360	274,1	14:07'08.213
3	21.522	33.989	29.170	18.425	1'43.106	266,7	14:08'51.319
4	21.377	34.028	29.023	18.443	1'42.871	266,7	14:10'34.190
5	21.324	33.911	28.964	18.420	1'42.619	267,3	14:12'16.809
6	21.286	33.856	29.074	18.466	1'42.682	266,7	14:13'59.491
7	21.392	33.864	29.030	18.400	1'42.686	266,7	14:15'42.177
8	21.513	33.818	29.011	18.525	1'42.867	266,7	14:17'25.044
9	21.273	33.774	29.019	18.497	1'42.563	266,7	14:19'07.607

52 Spirit of Racing (1'45.782)

Lap	Seg.1	Seg.2	Seg.3	Seg.4	Lap Time	km/h	Local Time
Ziad Ghandour							
1		38.326	32.231	19.417	2'01.861	203,4	14:05'31.584
2	22.585	35.303	30.369	19.084	1'47.341	262,8	14:07'18.925
3	22.219	34.885	30.178	19.100	1'46.382	266,7	14:09'05.307
4	22.121	35.044	30.055	18.956	1'46.176	266,7	14:10'51.483
5	22.116	34.911	29.977	18.898	1'45.902	265,4	14:12'37.385
6	22.740	35.580	30.275	19.020	1'47.615	265,4	14:14'25.000
7	22.095	35.337	29.923	18.704	1'46.059	264,1	14:16'11.059
8	22.049	36.705	30.301	19.093	1'48.148	264,1	14:17'59.207
9	22.021	34.882	30.171	18.977	1'46.051	264,1	14:19'45.258
10	21.968	35.002	29.983	18.861	1'45.814	261,5	14:21'31.072
11	22.252	35.256	30.148	19.030	1'46.686	262,8	14:23'17.758
12	22.557	35.060	30.080	19.305	1'47.002	260,9	14:25'04.760
13	22.288	35.829	29.978	18.979	1'47.074	262,8	14:26'51.834
14	22.252	35.168	30.235	1'27.114	2'54.769P	264,1	14:29'46.603
15	36.975	37.106	30.034	19.205	2'03.320P	176,5	14:31'49.923
16	22.460	35.405	30.322	19.112	1'47.299	262,8	14:33'37.222
17	22.170	35.114	30.112	19.089	1'46.485	260,9	14:35'23.707
18	22.064	34.890	30.044	18.979	1'45.977	260,9	14:37'09.684
19	22.165	34.775	29.920	18.922	1'45.782	261,5	14:38'55.466
20	22.127	34.798	30.545	20.000	1'47.470	262,8	14:40'42.936
21	25.216	37.672	32.826	20.294	1'56.008	262,8	14:42'38.944
22	30.386	37.294	32.992	20.968	2'01.640	217,3	14:44'40.584
23	24.034	36.949	32.146	19.803	1'52.932	241,6	14:46'33.516
24	24.528	37.644	42.877	24.598	2'09.647	258,4	14:48'43.163
25	24.014	37.056	33.601	21.426	1'56.097	248,3	14:50'39.260
26	23.538	34.725	29.532	19.072	1'46.867	264,7	14:52'26.127
27	21.974	34.909	30.443	19.138	1'46.464	265,4	14:54'12.591
28	21.868	34.952	29.961	19.128	1'45.909	266,7	14:55'58.500
Race Time 52'28.777							

55 Nova Race (1'42.457)

Lap	Seg.1	Seg.2	Seg.3	Seg.4	Lap Time	km/h	Local Time
Jasin Ferati							
1		35.803	29.303	18.860	1'50.986	216,0	14:05'20.709
2	22.180	34.166	29.061	18.396	1'43.803	272,7	14:07'04.512
3	21.452	33.860	29.146	18.513	1'42.971	272,0</	



ACI Racing Weekend Imola, 25-26 Aprile 2026

Campionato Italiano GT Sprint GT3 - Analisi Tempi Race 2

Imola Circuit 4.909 m

Start at 14:03'29.723

5 / 8

10	21.344	33.890	28.883	18.451	1'42.568	266,7	14:20'50.175	12	21.253	33.766	29.047	18.371	1'42.437	272,7	14:24'01.828	
11	21.233	33.894	28.878	18.555	1'42.560	269,3	14:22'32.735	13	22.392	33.663	28.966	18.360	1'43.381	272,7	14:25'45.209	
12	21.296	33.907	28.905	18.481	1'42.589	266,7	14:24'15.324	14	21.140	33.595	29.142	18.532	1'42.409	270,0	14:27'27.618	
13	21.434	34.377	29.106	1'21.129	2'46.046P	268,7	14:27'01.370	15	21.269	33.509	28.862	1'37.049	3'00.689P	272,0	14:30'28.307	
Dean MacDonald																
14	36.788	34.144	29.233	18.643	1'58.808P	181,2	14:29'00.178	16	36.629	34.386	29.336	18.555	1'58.906P	182,1	14:32'27.213	
15	21.544	34.415	29.051	18.576	1'43.586	266,0	14:30'43.764	17	21.346	33.881	29.197	18.505	1'42.929	272,7	14:34'10.142	
16	21.513	34.475	29.267	18.595	1'43.850	267,3	14:32'27.614	18	21.497	34.100	29.212	18.703	1'43.512	272,7	14:35'53.654	
17	21.443	33.966	29.099	18.564	1'43.072	268,0	14:34'10.686	19	21.470	34.090	28.913	18.608	1'43.081	274,1	14:37'36.735	
18	21.479	33.936	29.225	18.815	1'43.455	268,7	14:35'54.141	20	21.375	33.964	29.144	18.572	1'43.055	272,7	14:39'19.790	
19	21.822	34.037	29.105	18.954	1'43.918	270,7	14:37'38.059	21	21.455	34.151	29.828	20.286	1'45.720	274,1	14:41'05.510	
20	21.360	34.061	28.971	18.589	1'42.981	268,0	14:39'21.040	22	26.252	35.072	30.757	19.065	1'51.146	192,2	14:42'56.656	
21	21.519	33.680	29.462	20.186	1'44.847	268,7	14:41'05.887	23	31.962	1'03.865	1'00.947	29.146	3'05.920	254,7	14:46'02.576	
22	27.451	34.922	30.454	19.044	1'51.871	187,2	14:42'57.758	24	33.491	43.661	46.939	29.979	2'34.070	101,2	14:48'36.646	
23	32.011	1'03.233	1'01.351	29.341	3'05.936	262,8	14:46'03.694	25	24.529	35.212	29.409	18.911	1'48.061	250,0	14:50'24.707	
24	33.017	43.534	46.877	29.909	2'33.337	105,3	14:48'37.031	26	22.187	34.504	29.233	18.623	1'44.547	273,4	14:52'09.254	
25	24.403	35.828	29.246	19.752	1'49.229	251,2	14:50'26.260	27	21.500	33.853	29.168	18.602	1'43.123	271,4	14:53'52.377	
26	21.958	34.548	30.009	18.725	1'45.240	266,7	14:52'11.500	28	21.396	33.909	29.061	18.670	1'43.036	274,1	14:55'35.413	
27	21.576	33.904	29.170	18.640	1'43.290	266,0	14:53'54.790									Race Time 52'05.690
28	21.460	33.949	28.921	18.526	1'42.856	266,7	14:55'37.646									Race Time 52'07.923 + 25.000Pen

64 Antonelli Motorsport (1'42.415)

Lap	Seg.1	Seg.2	Seg.3	Seg.4	Lap Time	km/h	Local Time	
Guy Albag								
1			37.352	30.521	18.812	1'54.281	219,1	14:05'24.004
2	21.906	34.662	29.690	18.909	1'45.167	271,4	14:07'09.171	
3	21.665	34.011	29.297	18.447	1'43.420	270,0	14:08'52.591	
4	21.548	33.797	29.197	18.455	1'42.997	271,4	14:10'35.588	
5	21.513	34.004	29.032	18.394	1'42.943	268,7	14:12'18.531	
6	21.702	33.964	28.957	18.479	1'43.102	270,0	14:14'01.633	
7	21.511	33.512	28.920	18.504	1'42.447	269,3	14:15'44.080	
8	21.292	33.687	29.080	18.685	1'42.744	269,3	14:17'26.824	
9	21.379	33.752	29.246	18.443	1'42.820	269,3	14:19'09.644	
10	21.305	33.716	28.960	18.434	1'42.415	268,7	14:20'52.059	
11	21.322	33.822	29.256	18.665	1'43.065	269,3	14:22'35.124	
12	21.458	34.650	29.448	18.495	1'44.051	268,7	14:24'19.175	
13	21.547	34.155	29.146	18.540	1'43.388	268,7	14:26'02.563	
14	21.451	33.871	29.195	18.519	1'43.036	268,0	14:27'45.599	
15	21.430	34.085	29.038	18.562	1'43.115	266,7	14:29'28.714	
16	21.474	34.087	29.188	18.554	1'43.303	268,7	14:31'12.017	
17	21.544	33.941	29.080	1'26.706	2'51.271P	268,0	14:34'03.288	
18	35.790	34.114	29.117	18.644	1'57.665P	182,1	14:36'00.953	
19	21.616	34.047	29.261	18.733	1'43.657	270,0	14:37'44.610	
20	21.650	34.061	29.043	18.633	1'43.387	270,0	14:39'27.997	
21	21.589	34.019	29.483	19.638	1'44.729	270,0	14:41'12.726	
22	25.363	35.427	32.085	19.547	1'52.422	198,5	14:43'05.148	
23	27.559	1'02.701	1'01.411	30.041	3'01.712	250,0	14:46'06.860	
24	32.017	43.811	46.320	28.595	2'30.743	123,0	14:48'37.603	
25	23.947	36.884	29.949	19.064	1'49.844	255,3	14:50'27.447	
26	21.722	34.328	30.204	18.934	1'45.188	270,0	14:52'12.635	
27	21.540	34.102	29.178	18.691	1'43.511	268,7	14:53'56.146	
28	21.495	34.511	29.155	18.576	1'43.737	271,4	14:55'39.883	
Race Time 52'10.160								

66 VSR (1'41.639)

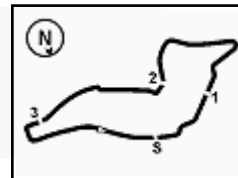
Lap	Seg.1	Seg.2	Seg.3	Seg.4	Lap Time	km/h	Local Time	
Mattia Michelotto								
1			34.305	29.300	18.454	1'47.228	210,9	14:05'16.951
2	21.286	33.754	29.269	18.365	1'42.674	266,7	14:06'59.625	
3	21.290	33.608	29.085	18.269	1'42.252	266,7	14:08'41.877	
4	21.271	33.504	28.858	18.293	1'41.926	268,7	14:10'23.803	
5	21.281	33.517	28.782	18.278	1'41.858	269,3	14:12'05.661	
6	21.158	33.382	28.890	18.209	1'41.639	270,0	14:13'47.300	
7	21.187	33.517	28.887	18.303	1'41.894	268,7	14:15'29.194	
8	21.250	33.591	28.907	18.314	1'42.062	270,7	14:17'11.256	
9	21.269	33.659	28.852	18.356	1'42.136	271,4	14:18'53.392	
10	21.336	33.767	28.860	18.439	1'42.402	268,7	14:20'35.794	
11	21.314	33.713	29.049	18.318	1'42.394	268,7	14:22'18.188	
12	21.439	33.690	28.911	18.390	1'42.430	271,4	14:24'00.618	
13	28.496	50.576	52.708	1'41.254	3'53.034P	241,6	14:27'53.652	

62 Double TT Racing (1'41.751)

Lap	Seg.1	Seg.2	Seg.3	Seg.4	Lap Time	km/h	Local Time
Lorenzo Ferrari							
1		34.966	29.716	18.704	1'50.427	207,3	14:05'20.150
2	21.705	34.286	29.202	18.536	1'43.729	267,3	14:07'03.879
3	21.358	33.894	29.381	18.384	1'43.017	269,3	14:08'46.896
4	21.281	34.448	29.175	18.356	1'43.260	270,0	14:10'30.156
5	21.269	33.441	28.775	18.382	1'41.867	268,0	14:12'12.023
6	21.345	33.458	28.826	18.388	1'42.017	268,0	14:13'54.040
7	21.341	33.510	29.312	18.349	1'42.512	269,3	14:15'36.552
8	21.246	33.386	28.773	18.346	1'41.751	268,0	14:17'18.303
9	21.230	33.479	28.848	18.502	1'42.059	268,0	14:19'00.362
10	21.222	33.685	28.949	18.498	1'42.354	267,3	14:20'42.716
11	21.286	33.584	28.990	18.421	1'42.281	268,7	14:22'24.997
12	21.305	33.577	28.947	18.570	1'42.399	268,7	14:24'07.396
13	21.351	33.894	29.094	18.527	1'42.866	269,3	14:25'50.262
14	21.339	33.629	29.170	18.644	1'42.782	269,3	14:27'33.044
15	21.358	33.759	29.402	1'26.953	2'51.472P	267,3	14:30'24.516
Gilles Renmans							
16	36.174	34.468	30.038	18.645	1'59.325P	179,4	14:32'23.841
17	21.925	34.272	29.743	19.085	1'45.025	265,4	14:34'08.866
18	21.606	34.076	29.684	19.329	1'44.695	266,7	14:35'53.561
19	21.939	34.120	29.513	19.070	1'44.642	268,0	14:37'38.203
20	21.587	34.093	29.354	18.572	1'43.606	264,1	14:39'21.809
21	21.835	33.925	29.935	20.794	1'46.489	270,0	14:41'08.298
22	25.954	36.627	31.796	19.653	1'54.030	184,6	14:43'02.328
23	28.301	1'02.870	1'01.804	29.692	3'02.667	230,8	14:46'04.995
24	32.754	43.653	46.458	29.476	2'32.341	122,2	14:48'37.336
25	24.166	41.264	34.009	18.977	1'58.416	248,3	14:50'35.752
26	21.932	34.826	30.375	18.828	1'45.961	268,0	14:52'21.713
27	21.733	34.286	29.628	18.731	1'44.378	267,3	14:54'06.091
28	21.487	34.076	29.604	18.701	1'43.868	269,3	14:55'49.959
Race Time 52'20.236							

63 VSR (1'41.805)

Lap	Seg.1	Seg.2	Seg.3	Seg.4	Lap Time	km/h	Local Time
Georgi Dimitrov							
1		34.493	29.325	18.402	1'47.717	215,1	14:05'17.440
2	21.354	33.867	29.137	18.252	1'42.610	268,7	14:07'00.050
3	21.375	33.655	29.097	18.797	1'42.924	268,7	14:08'42.974
4	21.373	33.576	28.867	18.275	1'42.091	272,7	14:10'25.065
5	21.201	33.664	28.853	18.210	1'41.928	272,7	14:12'06.993
6	21.125	33.553	28.926	18.201	1'41.805	275,5	14:13'48.798
7	21.159	33.657	28.852	18.212	1'41.880	272,7	14:15'30.678
8	21.120	33.769	28.933				



ACI Racing Weekend Imola, 25-26 Aprile 2026

Campionato Italiano GT Sprint GT3 - Analisi Tempi Race 2

Imola Circuit 4.909 m

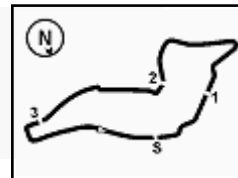
Start at 14:03'29.723

6 / 8

Lap	Driver	Time	Driver	Time	Driver	Time	Driver	Time	Driver	Time	Driver	Time	Driver	Time	Driver	Time	Driver	Time	
14	36.720	34.954	29.936	19.013	2'00.623P	182,1	14:29'54.275	17	21.757	34.102	29.190	1'28.148	2'53.197P	268,0	14:34'19.927	Ignazio Zanon			
15	21.648	34.286	29.670	18.722	1'44.326	268,0	14:31'38.601	18	37.515	35.011	30.701	18.970	2'02.197P	177,0	14:36'22.124	Fabrizio Fontana			
16	21.593	34.119	29.856	18.778	1'44.346	271,4	14:33'22.947	19	22.225	34.373	29.985	18.712	1'45.295	265,4	14:38'07.419				
17	22.169	34.066	29.459	18.829	1'44.523	270,0	14:35'07.470	20	22.004	34.636	30.089	18.565	1'45.294	265,4	14:39'52.713				
18	21.843	34.756	29.649	18.845	1'45.093	269,3	14:36'52.563	21	21.706	34.288	35.197	21.206	1'52.397	266,7	14:41'45.110				
19	21.638	34.587	29.745	18.812	1'44.782	272,0	14:38'37.345	22	30.898	38.669	32.964	20.530	2'03.061	137,9	14:43'48.171				
20	21.707	34.615	29.339	1'33.610	2'59.271P	270,0	14:41'36.616	23	23.975	37.169	53.409	31.581	2'26.134	240,5	14:46'14.305				
21	41.911	38.371	32.722	20.541	2'13.545P	144,4	14:43'50.161	24	33.747	40.846	44.076	27.206	2'25.875	140,4	14:48'40.180				
22	24.355	36.975	53.862	31.288	2'26.480	230,8	14:46'16.641	25	23.552	37.308	32.485	18.994	1'52.339	247,7	14:50'32.519				
23	33.647	40.546	44.123	26.528	2'24.844	156,5	14:48'41.485	26	21.853	34.621	30.280	19.023	1'45.777	266,7	14:52'18.296				
24	23.853	38.104	34.113	20.908	1'56.978	248,8	14:50'38.463	27	22.045	34.572	30.042	18.822	1'45.481	266,7	14:54'03.777				
25	22.005	34.879	29.854	19.178	1'45.916	268,7	14:52'24.379	28	21.892	34.578	30.079	19.057	1'45.606	268,0	14:55'49.383				
26	21.970	36.301	30.364	18.748	1'47.383	273,4	14:54'11.762									Race Time 52'19.660			
27	22.038	36.089	30.017	18.911	1'47.055	274,1	14:55'58.817									Race Time 52'29.094 + 25.000Pen			

71 DL Racing (1'43.952)

Lap	Seg.1	Seg.2	Seg.3	Seg.4	Lap Time	km/h	Local Time	Lap	Seg.1	Seg.2	Seg.3	Seg.4	Lap Time	km/h	Local Time		
68 DL Racing (1'43.813)								71 DL Racing (1'43.952)									
Stephane Tribaudini								Mehdi Bouarfa									
1	38.356	31.618	19.320	1'58.236	215,1	14:05'27.959	1	38.006	32.326	19.288	2'00.793	198,5	14:05'30.516				
2	22.250	35.782	30.042	18.717	1'46.791	270,0	14:07'14.750	2	22.320	35.269	30.267	18.680	1'46.536	271,4	14:07'17.052		
3	21.646	34.161	29.678	18.675	1'44.160	270,0	14:08'58.910	3	21.837	34.719	30.142	18.605	1'45.303	271,4	14:09'02.355		
4	21.509	34.208	29.839	18.551	1'44.107	270,0	14:10'43.017	4	21.820	34.473	29.625	18.631	1'44.549	271,4	14:10'46.904		
5	21.603	34.227	29.949	18.608	1'44.387	269,3	14:12'27.404	5	21.676	34.555	29.962	18.735	1'44.928	270,0	14:12'31.832		
6	22.352	35.665	29.672	18.595	1'46.284	270,0	14:14'13.688	6	21.860	34.903	30.262	18.568	1'45.593	269,3	14:14'17.425		
7	21.585	34.133	29.710	18.583	1'44.011	270,0	14:15'57.699	7	21.969	34.214	29.286	18.483	1'43.952	270,7	14:16'01.377		
8	21.553	34.131	29.436	18.693	1'43.813	269,3	14:17'41.512	8	21.675	34.225	29.665	18.558	1'44.123	269,3	14:17'45.500		
9	21.934	34.759	29.655	18.815	1'45.163	270,0	14:19'26.675	9	21.807	34.279	30.460	18.663	1'45.209	268,7	14:19'30.709		
10	22.271	35.041	30.633	18.922	1'46.867	267,3	14:21'13.542	10	22.015	34.430	29.750	18.598	1'44.793	270,0	14:21'15.502		
11	21.752	34.127	29.845	18.615	1'44.339	268,0	14:22'57.881	11	21.811	34.430	29.676	18.867	1'44.784	266,7	14:23'00.286		
12	21.602	34.275	29.686	18.746	1'44.309	270,0	14:24'42.190	12	21.792	34.661	30.445	18.606	1'45.504	272,0	14:24'45.790		
13	21.672	34.421	30.125	18.850	1'45.068	269,3	14:26'27.258	13	21.854	34.288	30.089	18.898	1'45.129	270,0	14:26'30.919		
14	21.784	34.224	29.706	18.684	1'44.398	269,3	14:28'11.656	14	21.894	34.608	29.756	18.765	1'45.023	268,0	14:28'15.942		
15	21.784	34.280	29.987	18.659	1'44.710	267,3	14:29'56.366	15	21.822	34.392	29.729	18.759	1'44.702	269,3	14:30'00.644		
16	21.593	34.384	29.866	18.799	1'44.642	268,7	14:31'41.008	16	21.928	34.411	29.896	1'43.665	3'09.900P	265,4	14:33'10.544		
17	21.600	34.059	29.599	1'24.456	2'49.714P	268,7	14:34'30.722	Miguel Garcia									
Piergiacomo Ranzano								17	37.843	36.089	30.723	19.370	2'04.025P	178,8	14:35'14.569		
18	37.428	35.574	30.305	18.877	2'02.184P	180,0	14:36'32.906	18	22.971	35.587	30.540	19.174	1'48.272	266,7	14:37'02.841		
19	22.284	35.481	30.555	18.968	1'47.288	264,1	14:38'20.194	19	22.428	36.260	30.905	19.229	1'48.822	266,7	14:38'51.663		
20	22.484	36.080	29.998	19.044	1'47.606	266,7	14:40'07.800	20	22.970	36.945	30.703	20.502	1'51.120	265,4	14:40'42.783		
21	22.610	35.215	33.466	20.222	1'51.513	267,3	14:41'59.313	21	26.466	40.439	34.820	20.345	2'02.070	264,1	14:42'44.853		
22	23.631	36.575	32.970	20.434	1'53.610	265,4	14:43'52.923	22	33.805	1'04.024	1'00.627	29.157	3'07.613	193,9	14:45'52.466		
23	24.089	36.920	53.904	30.174	2'25.087	241,6	14:46'18.010	23	33.911	45.926	49.144	32.476	2'41.457	140,1	14:48'33.923		
24	34.170	40.216	43.697	26.491	2'24.574	126,5	14:48'42.584	24	26.553	39.572	36.392	22.305	2'04.822	235,8	14:50'38.745		
25	24.185	36.974	33.557	19.877	1'54.593	250,0	14:50'37.177	25	24.723	37.315	31.212	19.549	1'52.799	261,5	14:52'31.544		
26	22.238	34.949	30.080	19.176	1'46.443	268,0	14:52'23.620	26	23.078	36.930	31.812	19.911	1'51.731	267,3	14:54'23.275		
27	22.295	36.351	30.346	18.741	1'47.733	270,7	14:54'11.353	27	23.915	37.920	32.150	19.686	1'53.671	264,7	14:56'16.946		
28	21.882	35.373	29.976	18.916	1'46.147	268,0	14:55'57.500	72 DL Racing (1'42.084)									
Race Time 52'27.777								Luca Segù									
69 Spirit of Racing (1'43.200)								1	34.915	29.680	18.610	1'49.952	210,9	14:05'19.675			
Stefano Gai								2	21.909	34.293	29.086	18.513	1'43.801	268,7	14:07'03.476		
1	36.867	31.888	20.086	1'57.507	208,9	14:05'27.230	3	21.428	34.004	29.155	18.417	1'43.004	270,7	14:08'46.480			
2	22.437	34.377	29.612	18.623	1'45.049	268,0	14:07'12.279	4	21.265	33.799	28.869	18.468	1'42.401	272,0	14:10'28.881		
3	21.790	34.106	29.329	18.735	1'43.960	268,7	14:08'56.239	5	21.212	33.648	28.801	18.566	1'42.227	270,0	14:12'11.108		
4	21.644	33.941	29.387	18.447	1'43.419	269,3	14:10'39.658	6	21.277	33.600	28.813	18.394	1'42.084	270,0	14:13'53.192		
5	21.617	34.457	30.238	18.701	1'45.013	269,3	14:12'24.671	7	21.240	34.040	30.206	18.559	1'44.045	270,0	14:15'37.237		
6	21.727	34.462	29.294	18.578	1'44.061	268,7	14:14'08.732	8	21.241	33.837	29.327	18.508	1'42.913	271,4	14:17'20.150		
7	21.448	33.951	29.337	18.502	1'43.238	269,3	14:15'51.970	9	21.741	33.848	28.866	18.668	1'43.123	274,1	14:19'03.273		
8	21.604	34.106	29.436	18.561	1'43.707	270,0	14:17'35.677	10	21.351	33.812	29.091	18.511	1'42.765	270,0	14:20'46.038		
9	21.575	33.748	29.362	18.515	1'43.200	268,7	14:19'18.877	11	21.375	34.373	28.980	18.668	1'43.396	270,0	14:22'29.434		
10	21.712	34.029	29.163	18.574	1'43.478	269,3	14:21'02.355	12	21.197	33.803	28.921	18.649	1'42.570	269,3	14:22'41.004		
11	21.674	33.953	29.621	18.687	1'43.935	270,0	14:22'46.290	13	21.332	33.952	28.962	1'11.421	2'35.667P	268,7	14:26'47.671		
12	21.809	34.212	29.635	18.647	1'												



ACI Racing Weekend Imola, 25-26 Aprile 2026

Campionato Italiano GT Sprint GT3 - Analisi Tempi Race 2

Start at 14:03'29.723

7 / 8

19	21.356	33.938	28.947	18.488	1'42.729	269,3	14:37'19.557	21	21.426	33.726	29.140	18.644	1'42.936	270,7	14:41'00.516
20	21.640	34.334	29.021	18.551	1'43.546	270,7	14:39'03.103	22	22.784	35.820	31.818	20.055	1'50.477	264,1	14:42'50.993
21	21.392	33.896	29.172	18.975	1'43.435	269,3	14:40'46.538	23	34.009	1'03.345	1'01.623	28.773	3'07.750	197,4	14:45'58.743
22	23.824	41.133	33.846	20.750	1'59.553	270,0	14:42'46.091	24	34.820	44.305	46.862	31.128	2'37.115	69,5	14:48'35.858
23	33.925	1'03.212	1'01.460	28.966	3'07.563	197,4	14:45'53.654	25	23.216	35.186	29.390	18.695	1'46.487	253,5	14:50'22.345
24	33.776	45.267	49.190	32.117	2'40.350	116,4	14:48'34.004	26	21.474	34.068	29.144	18.772	1'43.458	272,7	14:52'05.803
25	23.254	35.167	29.125	18.473	1'46.019	248,3	14:50'20.023	27	22.209	34.100	29.252	18.525	1'44.086	272,7	14:53'49.889
26	21.481	33.904	28.914	18.548	1'42.847	268,7	14:52'02.870	28	21.407	34.102	29.161	18.508	1'43.178	272,7	14:55'33.067
27	21.451	33.840	28.951	18.440	1'42.682	269,3	14:53'45.552								Race Time 52'03.344
28	21.299	33.797	29.135	18.515	1'42.746	268,7	14:55'28.298								

Race Time 51'58.575 + 25.000Pen

82 Antonelli Motorsport (1'43.260)

Lap	Seg.1	Seg.2	Seg.3	Seg.4	Lap Time	km/h	Local Time	
1		36.856	Emanuele Zonzini	31.485	19.371	1'56.813	212,2	14:05'26.536
2	21.786	34.192	29.736	18.500	1'44.214	268,7	14:07'10.750	
3	21.694	34.147	29.737	18.564	1'44.142	272,0	14:08'54.892	
4	21.438	34.042	29.401	18.451	1'43.332	270,0	14:10'38.224	
5	22.220	34.850	30.407	18.593	1'46.070	270,7	14:12'24.294	
6	21.873	34.271	29.271	18.505	1'43.920	270,0	14:14'08.214	
7	21.463	33.960	29.379	18.458	1'43.260	270,0	14:15'51.474	
8	21.684	34.072	29.272	18.421	1'43.449	268,7	14:17'34.923	
9	21.585	34.117	29.216	18.478	1'43.396	268,7	14:19'18.319	
10	21.691	33.998	29.095	18.602	1'43.386	270,0	14:21'01.705	
11	21.680	34.225	29.538	18.612	1'44.055	272,7	14:22'45.760	
12	21.852	34.366	29.352	18.578	1'44.148	272,0	14:24'29.908	
13	21.723	34.097	29.634	18.663	1'44.117	270,7	14:26'14.025	
14	21.693	34.216	29.477	18.707	1'44.093	270,7	14:27'58.118	
15	21.812	33.862	29.754	18.574	1'44.002	268,7	14:29'42.120	
16	21.646	34.303	29.492	18.528	1'43.969	270,0	14:31'26.089	
17	21.633	34.064	29.491	1'26.494	2'51.682P	270,7	14:34'17.771	
18	36.798	34.850	29.801	19.104	2'00.553P	183,4	14:36'18.324	
19	21.856	34.552	29.681	18.915	1'45.004	268,7	14:38'03.328	
20	21.945	34.604	29.756	19.112	1'45.417	268,0	14:39'48.745	
21	21.960	34.449	35.312	22.637	1'54.358	267,3	14:41'43.103	
22	31.509	39.042	32.557	20.579	2'03.687	151,7	14:43'46.790	
23	24.260	37.585	53.030	32.038	2'26.913	244,9	14:46'13.703	
24	33.388	41.027	44.068	27.066	2'25.549	159,3	14:48'39.252	
25	23.678	37.695	31.061	18.877	1'51.311	243,8	14:50'30.563	
26	21.996	34.779	29.782	18.911	1'45.468	270,7	14:52'16.031	
27	21.886	34.705	30.471	18.875	1'45.937	271,4	14:54'01.968	
28	22.144	34.998	29.998	19.057	1'46.197	271,4	14:55'48.165	
							Race Time 52'18.442 + 0.216Pen	

85 Imperiale Racing (1'42.623)

Lap	Seg.1	Seg.2	Seg.3	Seg.4	Lap Time	km/h	Local Time	
1		36.754	Phillippe Denes	31.072	18.816	1'55.082	215,1	14:05'24.805
2	21.908	34.526	29.856	18.606	1'44.896	264,1	14:07'09.701	
3	21.650	34.127	29.589	18.413	1'43.779	266,7	14:08'53.480	
4	21.598	33.826	29.422	18.409	1'43.255	266,0	14:10'36.735	
5	21.515	33.798	29.238	18.449	1'43.000	267,3	14:12'19.735	
6	21.491	33.869	29.477	18.519	1'43.356	267,3	14:14'03.091	
7	21.752	34.271	29.271	18.470	1'43.764	268,0	14:15'46.855	
8	22.037	34.063	29.278	18.557	1'43.935	267,3	14:17'30.790	
9	21.508	34.219	29.595	18.413	1'43.735	265,4	14:19'14.525	
10	21.714	33.748	29.066	18.548	1'43.076	265,4	14:20'57.601	
11	21.479	33.782	29.262	18.422	1'42.945	265,4	14:22'40.546	
12	21.460	33.646	29.144	18.373	1'42.623	265,4	14:24'23.169	
13	21.506	33.871	29.218	18.384	1'42.979	266,7	14:26'06.148	
14	21.453	33.718	29.460	18.547	1'43.178	265,4	14:27'49.326	
15	21.544	33.860	29.162	18.502	1'43.068	265,4	14:29'32.394	
16	21.498	33.677	29.246	18.602	1'43.023	264,7	14:31'15.417	
17	21.555	33.805	29.186	35.740	2'00.286P	264,7	14:33'15.703	
18	1'26.904	35.369	Lautaro De La Iglesia	30.515	18.754	2'51.542P	180,0	14:36'07.245
19	22.064	34.570	29.693	18.629	1'44.956	260,2	14:37'52.201	
20	21.570	34.544	29.748	18.765	1'44.627	262,8	14:39'36.828	
21	21.674	34.415	31.265	32.451	1'59.805	262,8	14:41'36.633	
22	33.992	36.673	31.210	20.735	2'02.610	135,0	14:43'39.243	

77 Faems Team (1'42.121)

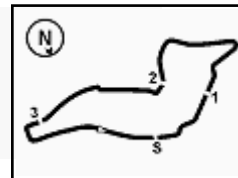
Lap	Seg.1	Seg.2	Seg.3	Seg.4	Lap Time	km/h	Local Time	
			Giuseppe Forenzi					
1		35.364	29.462	18.610	1'49.471	212,6	14:05'19.194	
2	21.608	33.935	29.138	18.400	1'43.081	271,4	14:07'02.275	
3	21.208	33.690	28.979	18.244	1'42.121	271,4	14:08'44.396	
4	21.231	33.762	28.937	18.241	1'42.171	272,7	14:10'26.567	
5	21.163	33.778	28.883	18.297	1'42.121	271,4	14:12'08.688	
6	21.191	33.739	29.155	18.532	1'42.617	271,4	14:13'51.305	
7	21.358	33.709	28.998	18.301	1'42.366	271,4	14:15'33.671	
8	21.280	33.815	29.123	18.365	1'42.583	271,4	14:17'16.254	
9	21.286	33.716	29.034	18.464	1'42.500	271,4	14:18'58.754	
10	21.245	33.731	29.049	18.369	1'42.394	270,0	14:20'41.148	
11	21.271	33.778	29.033	18.416	1'42.498	271,4	14:22'23.646	
12	21.341	33.763	29.050	18.399	1'42.553	270,7	14:24'06.199	
13	21.430	33.964	29.176	18.536	1'43.106	270,0	14:25'49.305	
14	21.356	33.974	29.131	18.447	1'42.908	271,4	14:27'32.213	
15	21.543	33.949	29.097	18.467	1'43.056	268,7	14:29'15.269	
16	21.792	34.394	29.602	34.957	2'00.745P	270,0	14:31'16.014	
17	1'29.015	34.212	Ian Rodriguez	29.301	18.513	2'51.041P	180,6	14:34'07.055
18	21.519	34.411	29.269	18.589	1'43.788	270,0	14:35'50.843	
19	21.553	33.936	29.068	18.614	1'43.171	272,0	14:37'34.014	
20	21.462	34.513	29.011	18.580	1'43.566	274,1	14:39'17.580	

26/04/2026

P = Pits In/Out - C = Lap Time Cancelled

Powered by FICr PERUGIA TIMING





ACI Racing Weekend Imola, 25-26 Aprile 2026

Campionato Italiano GT Sprint GT3 - Analisi Tempi Race 2

Imola Circuit 4.909 m

Start at 14:03'29.723

8 / 8

23	22.007	36.387	1'00.384	31.510	2'30.288	261,5	14:46'09.531	25	23.252	35.119	29.322	18.604	1'46.297	251,2	14:50'21.991
24	31.208	43.830	45.611	27.860	2'28.509	113,0	14:48'38.040	26	21.347	33.994	29.229	18.722	1'43.292	274,1	14:52'05.283
25	24.074	37.195	29.987	18.932	1'50.188	250,0	14:50'28.228	27	22.522	33.796	28.985	18.494	1'43.797	276,9	14:53'49.080
26	21.795	34.441	29.896	19.125	1'45.257	264,1	14:52'13.485	28	21.375	33.803	29.199	18.555	1'42.932	272,7	14:55'32.012
27	21.879	35.256	29.869	18.682	1'45.686	264,7	14:53'59.171								Race Time 52'02.289
28	21.585	34.339	29.905	18.536	1'44.365	264,1	14:55'43.536								
Race Time 52'13.813															

88 Tresor Attempto Racing (1'42.282)

Lap	Seg.1	Seg.2	Seg.3	Seg.4	Lap Time	km/h	Local Time
Alberto Di Folco							
1		36.250	31.657	19.462	1'57.179	229,8	14:05'26.902
2	21.542	34.301	29.846	18.599	1'44.288	274,1	14:07'11.190
3	21.536	34.168	29.639	18.805	1'44.148	274,1	14:08'55.338
4	21.267	34.536	29.291	18.415	1'43.509	274,1	14:10'38.847
5	21.737	34.873	29.305	18.386	1'44.301	275,5	14:12'23.148
6	21.252	33.777	29.062	20.112	1'44.203	272,7	14:14'07.351
7	21.473	33.622	28.791	18.396	1'42.282	267,3	14:15'49.633
8	21.472	33.808	29.031	18.430	1'42.741	272,7	14:17'32.374
9	21.340	33.680	29.442	18.606	1'43.068	270,0	14:19'15.442
10	21.981	34.244	29.752	18.659	1'44.636	273,4	14:21'00.078
11	21.333	33.756	29.725	18.451	1'43.265	269,3	14:22'43.343
12	21.243	33.623	29.132	18.426	1'42.424	271,4	14:24'25.767
13	21.286	33.904	28.981	18.547	1'42.718	271,4	14:26'08.485
14	21.430	33.890	28.976	18.553	1'42.849	271,4	14:27'51.334
15	21.441	34.455	28.808	18.434	1'43.138	270,7	14:29'34.472
16	21.369	33.798	28.831	18.517	1'42.515	272,7	14:31'16.987
17	21.345	33.892	29.174	1'27.597	2'52.008P	271,4	14:34'08.995
Alberto Clementi Pisani							
18	36.748	34.784	29.545	18.675	1'59.752P	180,6	14:36'08.747
19	22.289	34.487	29.358	18.735	1'44.869	270,0	14:37'53.616
20	21.884	34.413	29.345	18.771	1'44.413	271,4	14:39'38.029
21	21.737	34.346	31.349	31.928	1'59.360	270,0	14:41'37.389
22	34.058	37.366	31.568	20.563	2'03.555	134,5	14:43'40.944
23	22.920	36.186	58.996	31.278	2'29.380	267,3	14:46'10.324
24	31.400	43.506	45.403	27.691	2'28.000	110,1	14:48'38.324
25	23.892	37.781	30.077	18.938	1'50.688	253,5	14:50'29.012
26	22.235	34.356	29.538	18.931	1'45.060	275,5	14:52'14.072
27	22.076	35.180	30.350	18.870	1'46.476	275,5	14:54'00.548
28	21.890	34.246	29.491	18.695	1'44.322	274,1	14:55'44.870
Race Time 52'15.147							

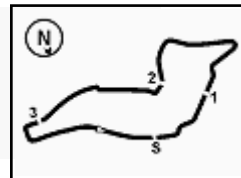
99 Tresor Attempto Racing (1'41.331)

Lap	Seg.1	Seg.2	Seg.3	Seg.4	Lap Time	km/h	Local Time
Alex Aka							
1		37.051	31.183	19.406	1'57.541	225,0	14:05'27.264
2	21.979	33.949	29.699	18.500	1'44.127	271,4	14:07'11.391
3	21.511	34.235	29.579	18.817	1'44.142	278,4	14:08'55.533
4	21.342	33.991	29.187	18.351	1'42.871	276,2	14:10'38.404
5	21.579	33.652	29.288	18.182	1'42.701	278,4	14:12'21.105
6	21.322	33.581	28.930	18.400	1'42.233	272,7	14:14'03.338
7	21.649	34.667	29.068	18.377	1'43.761	275,5	14:15'47.099
8	21.347	33.920	29.167	18.602	1'43.036	272,7	14:17'30.135
9	21.526	34.084	28.718	18.280	1'42.608	275,5	14:19'12.743
10	21.167	33.306	28.574	18.284	1'41.331	272,0	14:20'54.074
11	21.211	33.450	28.786	18.286	1'41.733	274,1	14:22'35.807
12	21.201	33.610	28.701	18.297	1'41.809	274,1	14:24'17.616
13	21.301	33.784	29.046	18.305	1'42.436	271,4	14:26'00.052
14	21.166	33.519	28.612	18.220	1'41.517	274,1	14:27'41.569
15	21.299	33.701	28.740	18.343	1'42.083	274,1	14:29'23.652
16	21.561	33.742	28.816	18.277	1'42.396	275,5	14:31'06.048
17	21.240	33.648	28.852	1'22.555	2'46.295P	269,3	14:33'52.343
Andrea Frassinetti							
18	36.108	34.108	28.943	18.597	1'57.756P	182,7	14:35'50.099
19	21.436	33.611	29.315	18.727	1'43.089	273,4	14:37'33.188
20	21.337	33.555	28.907	18.409	1'42.208	270,7	14:39'15.396
21	21.286	33.449	28.869	19.294	1'42.898	271,4	14:40'58.294
22	23.856	36.553	31.551	20.210	1'52.170	240,0	14:42'50.464
23	33.133	1'02.907	1'02.070	28.546	3'06.656	203,0	14:45'57.120
24	34.382	44.650	48.093	31.449	2'38.574	120,3	14:48'35.694

26/04/2026

P = Pits In/Out - C = Lap Time Cancelled





Imola Circuit 4.909 m

ACI Racing Weekend Imola, 25-26 Aprile 2026

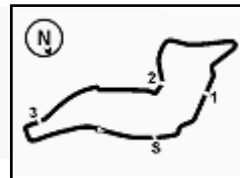
Campionato Italiano GT Sprint GT3 - Pit Times Race 2

Start: 14:03'29.723 1: 14:24'29.723 / 14:34'29.723

No.	Entrant	Driver		Race Time	Local Time	Pit Time	Ref. Time	Difference	Penalty
7	BMW Italia Ceccato Racing	R.MARCIELLO	Pit IN	28'57.628	14:32'27.351				
		J.KLINGMANN	PIT OUT	30'29.834	14:33'59.557	1'32.206 (1)	1'32.000		
8	BMW Italia Ceccato Racing	P.THOMPSON	Pit IN	29'12.296	14:32'42.019				
		A.MCINTOSH	PIT OUT	30'32.762	14:34'02.485	1'20.466 (1)	1'20.000		
9	Tresor Attempto Racing	A.LEVI	Pit IN	12'17.592	14:15'47.315				
12	Audi Sport Italia	J.LAMBRUGH	Pit IN	3'43.050	14:07'12.773				
			PIT OUT	4'16.505	14:07'46.228	33.455			
		G.GIRAUDI	PIT OUT	29'57.105	14:33'26.828	1'25.214 (1)	1'20.000		
16	Stratia Motorsport	G.FASCICOLO	Pit IN	26'53.829	14:30'23.552				
		A.DENISOV	PIT OUT	28'17.740	14:31'47.463	1'23.911 (1)	1'20.000		
18	Star Performance	M.PAVLOVIC	Pit IN	3'35.421	14:07'05.144				
19	VSR	P.LEVET	Pit IN	22'15.990	14:25'45.713				
		M.PAVERUD	PIT OUT	23'36.393	14:27'06.116	1'20.403 (1)	1'20.000		
21	Spirit of Racing	M.RUGOLO	Pit IN	29'38.783	14:33'08.506				
		G.FORGIONE	PIT OUT	31'04.484	14:34'34.207	1'25.701 (1)	1'25.000		
22	Tresor Attempto Racing	M.CASSARÀ	Pit IN	22'56.872	14:26'26.595				
		F.SCHOLZE	PIT OUT	24'28.921	14:27'58.644	1'32.049 (1)	1'20.000		
23	Gino Scuderia	M.VILLADSEN	Pit IN	22'55.476	14:26'25.199				
			PIT OUT	24'24.815	14:27'54.538	1'29.339 (1)	1'25.000		
26	Easy Race	M.MARCHIANTE	Pit IN	27'54.789	14:31'24.512				
		L.GORINI	PIT OUT	29'21.268	14:32'50.991	1'26.479 (1)	1'25.000		
34	Oregon Team	L.GHIOTTO	Pit IN	24'24.262	14:27'53.985				
		A.PETROV	PIT OUT	25'44.855	14:29'14.578	1'20.593 (1)	1'20.000		
36	Oregon Team	E.GERACI	Pit IN	22'39.954	14:26'09.677				
		G.LUCHETTI	PIT OUT	24'00.234	14:27'29.957	1'20.280 (1)	1'20.000		
39	Target Racing	H.HAN	Pit IN	28'07.096	14:31'36.819				
			PIT OUT	29'32.865	14:33'02.588	1'25.769 (1)	1'25.000		
51	Spirit of Racing	F.BRASCHI	Pit IN	29'16.990	14:32'46.713				
		J.MACHIELS	PIT OUT	30'45.365	14:34'15.088	1'28.375 (1)	1'28.000		
52	Spirit of Racing	Z.GHANDOUR	Pit IN	25'04.957	14:28'34.680				
			PIT OUT	26'30.484	14:30'00.207	1'25.527 (1)	1'25.000		
55	Nova Race	J.FERATI	Pit IN	22'24.715	14:25'54.438				
		P.EBRAHIM	PIT OUT	23'44.817	14:27'14.540	1'20.102 (1)	1'20.000		
57	Herberth Motorsport	H.KING	Pit IN	30'34.935	14:34'04.658				
		'BANKCY'	PIT OUT	31'55.488	14:35'25.211	1'20.553 (1)	1'20.000		
59	Raptor Engineering	R.CAZZANIGA	Pit IN	22'25.471	14:25'55.194				
		D.MACDONALD	PIT OUT	23'45.880	14:27'15.603	1'20.409 (1)	1'20.000		
62	Double TT Racing	L.FERRARI	Pit IN	25'42.596	14:29'12.319				
		G.RENMANS	PIT OUT	27'08.264	14:30'37.987	1'25.668 (1)	1'25.000		
63	VSR	G.DIMITROV	Pit IN	25'36.048	14:29'05.771				
		S.RICCITELLI	PIT OUT	27'12.109	14:30'41.832	1'36.061 (1)	1'35.000		
64	Antonelli Motorsport	G.ALBAG	Pit IN	29'21.643	14:32'51.366				
			PIT OUT	30'46.986	14:34'16.709	1'25.343 (1)	1'25.000		
66	VSR	M.MICHELOTTO	Pit IN	23'05.169	14:26'34.892				
		I.ZANON	PIT OUT	24'37.450	14:28'07.173	1'32.281 (1)	1'20.000		
			Pit IN	37'12.584	14:40'42.307				
			PIT OUT	38'20.427	14:41'50.150	1'02.100			

26/04/2026





ACI Racing Weekend Imola, 25-26 Aprile 2026

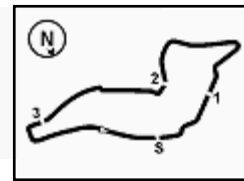
Campionato Italiano GT Sprint GT3 - Pit Times Race 2

Imola Circuit 4.909 m

Start: 14:03'29.723 1: 14:24'29.723 / 14:34'29.723

No.	Entrant	Driver		Race Time	Local Time	Pit Time	Ref. Time	Difference	Penalty
68	DL Racing	S.TRIBAUDINI	Pit IN	29'51.569	14:33'21.292				
		P.RANDAZZO	PIT OUT	31'14.823	14:34'44.546	1'23.254 (1)	1'23.000		
69	Spirit of Racing	S.GAI	Pit IN	29'37.101	14:33'06.824				
		F.FONTANA	PIT OUT	31'03.774	14:34'33.497	1'26.673 (1)	1'25.000		
71	DL Racing	M.BOUARFA	Pit IN	28'12.571	14:31'42.294				
		M.GARCIA	PIT OUT	29'54.454	14:33'24.177	1'41.883 (1)	1'25.000		
72	DL Racing	L.SEGÙ	Pit IN	22'20.961	14:25'50.684				
		F.PERERA	PIT OUT	23'31.480	14:27'01.203	1'10.519 (1)	1'29.000	18.481	55.443
73	Antonelli Motorsport	F.MALVESTITI	Pit IN	22'53.043	14:26'22.766				
		G.GUIRRERI	PIT OUT	24'19.791	14:27'49.514	1'26.748 (1)	1'25.000		
77	Faems Team	G.FORENZI	Pit IN	27'26.598	14:30'56.321				
		I.RODRIGUEZ	PIT OUT	28'52.713	14:32'22.436	1'26.115 (1)	1'26.000		
82	Antonelli Motorsport	E.ZONZINI	Pit IN	29'36.526	14:33'06.249				
		E.COLOMBINI	PIT OUT	31'01.454	14:34'31.177	1'24.928 (1)	1'25.000	0.072	0.216
85	Imperiale Racing	P.DENES	Pit IN	29'24.914	14:32'54.637				
		L.DE LA IGLESIA	PIT OUT	30'49.243	14:34'18.966	1'24.329 (1)	1'20.000		
88	Tresor Attempto Racing	A.DI FOLCO	Pit IN	29'27.092	14:32'56.815				
		A.CLEMENTI PISANI	PIT OUT	30'52.798	14:34'22.521	1'25.706 (1)	1'25.000		
99	Tresor Attempto Racing	A.AKA	Pit IN	29'14.330	14:32'44.053				
		A.FRASSINETI	PIT OUT	30'36.173	14:34'05.896	1'21.843 (1)	1'20.000		





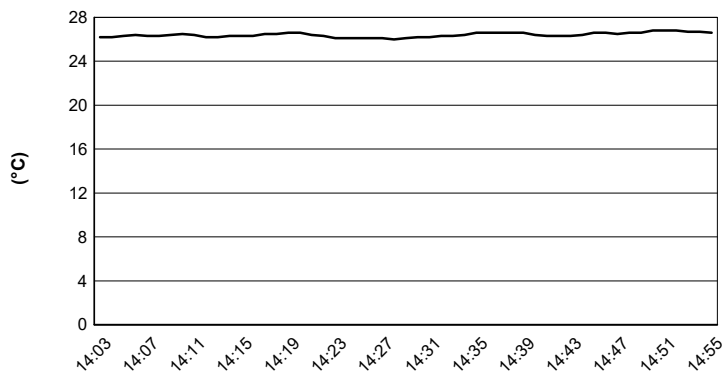
Imola Circuit 4.909 m

ACI Racing Weekend Imola, 25-26 Aprile 2026

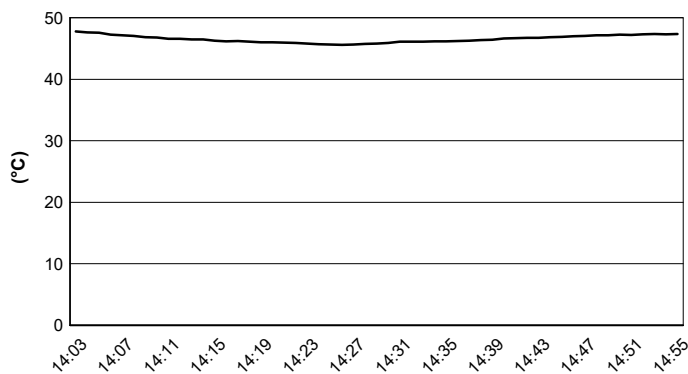
Campionato Italiano GT Sprint GT3 - Meteo Race 2

Session started 14:04 - Session ended 14:56

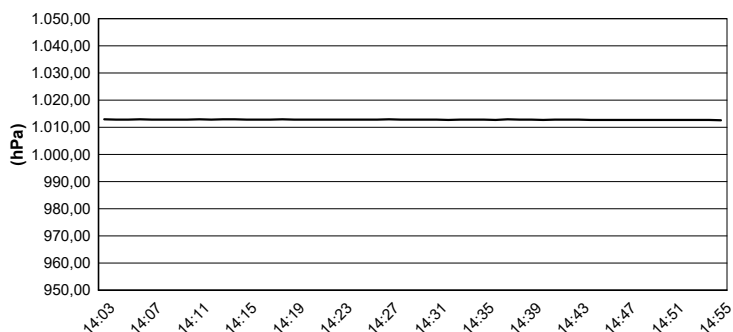
Air Temperature



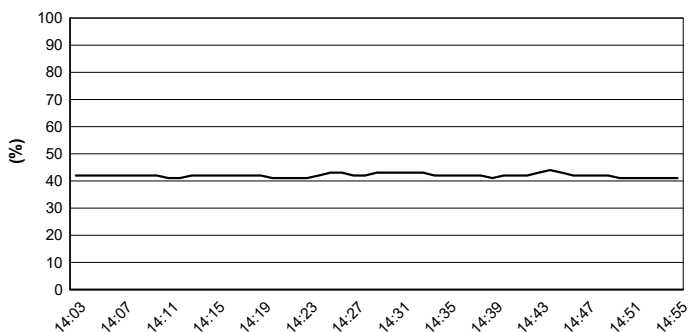
Track Temperature



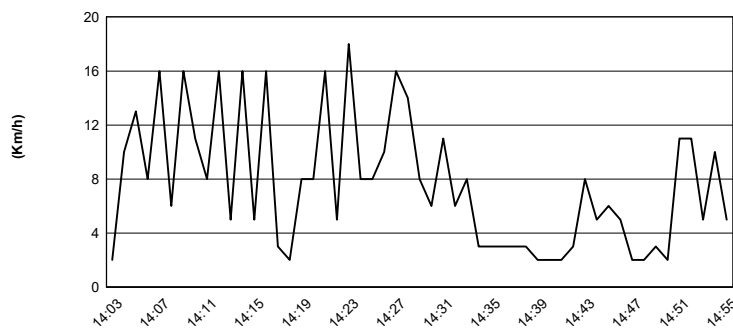
Air Pressure



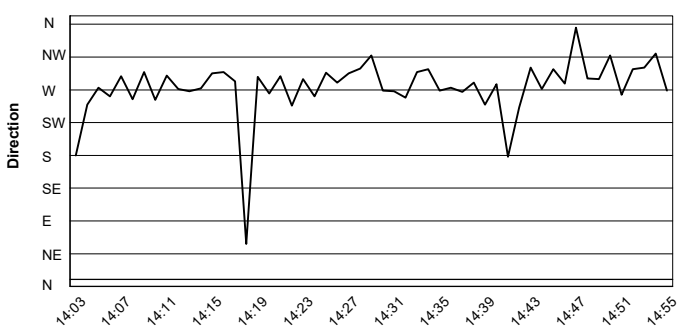
Humidity

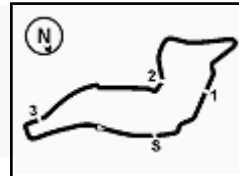


Wind Speed



Wind Direction





Imola Circuit 4.909 m

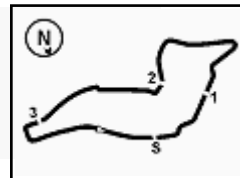
ACI Racing Weekend Imola, 25-26 Aprile 2026

Campionato Italiano GT Sprint GT3 - Griglia Gara 2 (Duration: 50' +1 Lap)

88	DI FOLCO A. Tresor Attempto Racing	Audi	99	AKA A. Tresor Attempto Racing	Audi	17
52	GHANDOUR Z. Spirit of Racing	Ferrari 1'43.425	16	FASCICOLO G. Stratia Motorsport	Mercedes 1'44.994	16
21	RUGOLO M. Spirit of Racing	Ferrari 1'42.709	71	BOUARFA M. DL Racing	Lamborghini 1'43.320	15
22	CASSARÀ M. Tresor Attempto Racing	Audi 1'42.528	39	HAN H. Target Racing	Ferrari 1'42.555	14
23	VILLADSEN M. Gino Scuderia	BMW 1'42.396	12	LAMBRUGH J. Audi Sport Italia	Audi 1'42.428	13
73	MALVESTITI F. Antonelli Motorsport	Mercedes 1'42.135	34	GHIOTTO L. Oregon Team	Lamborghini 1'42.331	12
68	TRIBAUDINI S. DL Racing	Lamborghini 1'42.063	82	ZONZINI E. Antonelli Motorsport	Mercedes 1'42.108	11
69	GAI S. Spirit of Racing	Ferrari 1'41.570	26	MARCHIANTE M. Easy Race	Ferrari 1'41.837	10
36	GERACI E. Oregon Team	Lamborghini 1'41.369	85	DENES P. Imperiale Racing	Lamborghini 1'41.403	9
18	PAVLOVIC M. Star Performance	Lamborghini 1'41.220	59	CAZZANIGA R. Raptor Engineering	McLaren 1'41.326	8
8	THOMPSON P. BMW Italia Ceccato Racing	BMW 1'41.099	64	ALBAG G. Antonelli Motorsport	Mercedes 1'41.209	7
9	LEVI A. Tresor Attempto Racing	Audi 1'41.106	51	BRASCHI F. Spirit of Racing	Ferrari 1'41.142	6
77	FORENZI G. FAEMS Team	BMW 1'40.866	55	FERATI J. Nova Race	BMW 1'41.047	5
63	DIMITROV G. VSR	Lamborghini 1'40.770	72	SEGÙ L. DL Racing	Lamborghini 1'40.820	4
7	MARCIELLO R. BMW Italia Ceccato Racing	BMW 1'40.674	62	FERRARI L. Double TT Racing	Ferrari 1'40.727	3
66	MICHELOTTO M. VSR	Lamborghini 1'40.408	19	LEVET P. VSR	Lamborghini 1'40.531	2
			57	KING H. Herberth Motorsport	Porsche 1'40.390	1

Il Pilota n.8 (Thompson P.) drop 2 pos. dec. n.3 CC.SS.





Imola Circuit 4.909 m

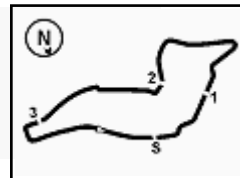
ACI Racing Weekend Imola, 25-26 Aprile 2026

Campionato Italiano GT Sprint GT3 - Best Laps & Speed

1 / 2

No.	Entrant Car	Best Lap		FP1		FP2		FP3		QP1		QP2		RC1		RC2	
		LL	SPD	LL	SPD	LL	SPD	LL	SPD	LL	SPD	LL	SPD	LL	SPD	LL	SPD
1	57 HERBERTH MOTORSPORT Porsche 992 GT3 R	1'40.390	95 271,4	1'41.349	20 270,0			1'44.893	10 268,7	1'43.334	6 266,7	1'40.390	7 270,0	1'41.640	24 271,4	1'41.212	28 270,0
2	66 VSR Lamborghini Huracán GT3 Evo 2	1'40.408	69 274,1			1'42.047	15 270,7	1'42.321	13 269,3	1'42.375	6 269,3	1'40.408	6 272,0		212,2	1'41.639	27 274,1
3	50 SPIRIT OF RACING Ferrari 296 GT3	1'40.411	56 275,5	1'41.373	20 275,5	1'41.678	22 272,7			1'40.411	6 269,3	1'41.657	8 272,0	194,6			
4	19 VSR Lamborghini Huracán GT3 Evo 2	1'40.531	105 276,9	1'42.790	17 275,5	1'42.503	23 274,1			1'42.949	6 275,5	1'40.531	7 276,9	1'42.507	24 274,1	1'41.849	28 275,5
5	7 BMW ITALIA CECCATO RACING BMW M4 GT3 EVO	1'40.674	105 274,1	1'41.932	13 274,1	1'42.505	17 268,7	1'42.143	12 270,7	1'41.015	4 268,7	1'40.674	7 268,7	1'42.373	24 270,7	1'41.695	28 270,7
6	62 DOUBLE TT RACING Ferrari 296 GT3	1'40.727	98 271,4	1'41.642	24 270,7		3 224,5	1'41.534	7 264,1	1'41.515	6 266,7	1'40.727	6 269,3	1'43.072	24 271,4	1'41.751	28 270,0
7	63 VSR Lamborghini Huracán GT3 Evo 2	1'40.770	98 275,5	1'42.210	16 271,4	1'42.091	19 271,4			1'40.797	4 272,0	1'40.770	7 275,5	1'41.455	24 272,7	1'41.805	28 275,5
8	72 DL RACING Lamborghini Huracán GT3 Evo 2	1'40.820	107 274,1	1'42.252	21 274,1	1'42.241	16 271,4	1'57.069	4 219,5	1'41.057	6 268,7	1'40.820	8 272,7	1'42.581	24 270,0	1'42.084	28 274,1
9	77 FAEMS TEAM BMW M4 GT3 EVO	1'40.866	102 274,1	1'41.907	16 272,7	1'42.606	18 272,7	1'43.571	6 271,4	1'40.866	4 272,0	1'41.286	6 273,4	1'42.663	24 273,4	1'42.121	28 274,1
10	55 NOVA RACE BMW M4 GT3 EVO	1'41.047	99 274,1	1'41.793	17 271,4	1'42.508	18 272,0	1'43.227	6 269,3	1'41.047	5 270,7	1'41.281	5 271,4	1'42.678	20 272,0	1'42.457	28 274,1
11	8 BMW ITALIA CECCATO RACING BMW M4 GT3 EVO	1'41.099	104 276,9	1'41.753	17 272,7	1'42.716	13 271,4	1'42.407	13 272,7	1'41.099	5 271,4	1'42.665	8 271,4	1'42.582	24 274,1	1'41.776	24 276,9
12	9 TRESOR ATTEMPTO RACING Audi R8 LMS	1'41.106	95 276,9	1'41.885	22 275,5	1'41.979	21 276,9	1'42.153	12 274,8	1'43.246	3 271,4	1'41.106	7 272,7	1'42.220	24 273,4	1'41.803	6 276,9
13	51 SPIRIT OF RACING Ferrari 296 GT3	1'41.142	109 274,1	1'43.443	9 268,7	1'41.627	21 269,3	1'42.876	12 268,7	1'41.369	7 269,3	1'41.142	8 268,7	1'42.909	24 269,3	1'42.341	28 274,1
14	64 ANTONELLI MOTORSPORT Mercedes AMG GT3	1'41.209	125 271,4	1'42.244	22 268,0	1'42.951	23 269,3	1'41.582	11 268,7	1'41.335	8 267,3	1'41.209	9 270,7	1'42.657	24 271,4	1'42.415	28 271,4
15	18 STAR PERFORMANCE Lamborghini Huracán GT3 Evo 2	1'41.220	58 274,1	1'42.350	10 270,0	1'51.985	22 266,7	1'44.271	8 271,4	1'52.485	6 267,3	1'41.220	8 271,4	2'54.281	3 161,9	1 274,1	
16	59 RAPTOR ENGINEERING McLaren 720S GT3 Evo	1'41.326	73 274,1	1'42.822	6 265,4	1'43.252	3 262,8			1'41.485	7 266,0	1'41.326	6 268,7	1'42.796	23 268,7	1'42.560	28 274,1
17	99 TRESOR ATTEMPTO RACING Audi R8 LMS	1'41.331	93 278,4	1'41.530	20 277,6	1'42.343	12 274,1				3 271,4		6 274,1	1'42.246	24 275,5	1'41.331	28 278,4
18	36 OREGON TEAM Lamborghini Huracán GT3 Evo 2	1'41.369	121 272,0	1'43.205	24 270,0	1'43.163	20 270,7	1'42.742	12 269,3	1'42.341	6 268,0	1'41.369	7 270,0	1'44.218	24 272,0	1'43.006	28 271,4
19	88 TRESOR ATTEMPTO RACING Audi R8 LMS	1'41.392	106 275,5	1'41.392	19 275,5	1'41.849	18 269,3	1'43.376	4 270,0		5 270,0		8 271,4	1'42.589	24 272,7	1'42.282	28 275,5
20	85 IMPERIALE RACING Lamborghini Huracán GT3 Evo 2	1'41.403	113 269,3	1'42.417	21 269,3	1'42.100	24 266,7			1'42.748	8 266,7	1'41.403	8 268,7	1'42.806	24 265,4	1'42.623	28 268,0
21	69 SPIRIT OF RACING Ferrari 296 GT3	1'41.570	126 270,0	1'42.343	23 269,3	1'43.583	23 268,7	1'42.003	13 266,7	1'43.737	6 266,0	1'41.570	9 267,3	1'43.403	24 268,7	1'43.200	28 270,0
22	26 EASY RACE Ferrari 296 GT3	1'41.837	117 272,7	1'43.237	21 270,0	1'42.820	21 270,7	1'44.550	12 268,0	1'44.127	7 266,7	1'41.837	4 266,7	1'42.839	24 269,3	1'43.157	28 272,7
23	68 DL RACING Lamborghini Huracán GT3 Evo 2	1'42.063	113 271,4	1'43.504	21 271,4	1'43.502	17 270,0	1'43.562	9 270,7	1'42.063	6 266,7	1'43.718	8 268,7	1'43.926	24 268,0	1'43.813	28 270,7
24	82 ANTONELLI MOTORSPORT Mercedes AMG GT3	1'42.108	95 272,7	1'43.461	19 268,7	1'43.372	24 268,0	1'42.543	13 269,3	1'42.108	7 268,0	1'43.341	4 268,7			1'43.260	28 272,7
25	73 ANTONELLI MOTORSPORT Mercedes AMG GT3	1'42.135	120 268,7	1'43.263	23 268,7	1'43.326	21 265,4	1'42.943	9 264,7	1'43.354	7 264,1	1'42.135	8 268,7	1'43.903	24 264,1	1'44.210	28 268,0
26	21 SPIRIT OF RACING Ferrari 296 GT3	1'42.286	127 275,5	1'42.400	25 271,4	1'42.286	23 270,7	1'45.527	13 269,3	1'42.709	6 267,3	1'42.286	8 270,0	1'43.108	24 271,4	1'42.365	28 275,5





Imola Circuit 4.909 m

ACI Racing Weekend Imola, 25-26 Aprile 2026 Campionato Italiano GT Sprint GT3 - Best Laps & Speed

2 / 2

No. Entrant Car	Best Lap		FP1		FP2		FP3		QP1		QP2		RC1		RC2	
	LL	SPD	LL	SPD	LL	SPD	LL	SPD	LL	SPD	LL	SPD	LL	SPD	LL	SPD
27 34 OREGON TEAM Lamborghini Huracán GT3 Evo 2	1'42.312		1'43.218		1'42.312		1'42.803		1'42.510		1'42.331				1'43.475	
	98	270,7	24	270,7	21	268,7	11	268,7	6	268,0	8	266,7		215,1	28	270,0
28 23 GINO SCUDERIA BMW M4 GT3 EVO	1'42.396		1'43.838		1'44.807		1'44.772		1'42.699		1'42.396				1'43.383	
	96	275,5	20	274,1	22	274,1	11	270,0	7	270,0	8	272,7		186,9	28	275,5
29 12 AUDI SPORT ITALIA Audi R8 LMS	1'42.428				1'43.449		1'43.095		1'43.360		1'42.428		1'43.513		1'43.144	
	101	277,6		106,2	24	276,9	12	274,8	5	274,1	8	277,6	24	275,5	28	276,9
30 22 TRESOR ATTEMPTO RACING Audi R8 LMS	1'42.528		1'42.886		1'43.384		1'43.855		1'42.824		1'42.528		1'43.874		1'43.572	
	101	275,5	20	274,1	14	274,1	9	271,4	4	271,4	7	273,4	24	274,1	23	275,5
31 39 TARGET RACING Ferrari 296 GT3	1'42.555		1'44.171		1'44.750		1'43.390				1'42.555		1'43.693		1'43.767	
	108	275,5	19	271,4	20	271,4	10	270,7		163,9	7	271,4	24	275,5	28	272,7
32 71 DL RACING Lamborghini Huracán GT3 Evo 2	1'43.320		1'46.375		1'44.869		1'46.365		1'43.320		1'44.506		1'43.900		1'43.952	
	113	272,0	10		24	270,7	13	268,0	6	268,0	9	269,3	24	268,7	27	272,0
33 52 SPIRIT OF RACING Ferrari 296 GT3	1'43.425		1'44.379		1'43.649				1'45.907		1'43.425		1'44.966		1'45.782	
	104	268,0	19	268,0	22	266,0			8	265,4	4	265,4	23	265,4	28	266,7
34 16 STRATIA MOTORSPORT Mercedes AMG GT3	1'44.994		1'46.627		1'45.598		1'47.897		1'44.994		1'47.809		1'45.553		1'45.750	
	122	268,0	24	266,7	22	265,4	13	264,1	5	264,1	7	266,7	24	265,4	27	268,0

