

Imola Circuit 4.909 m

1 / 2

ACI Racing Weekend Imola, 25-26 Aprile 2026

Campionato Italiano GT Sprint GT3 - Classifica Race 1

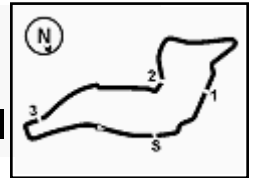
Laps 24 = 117,816 km - Avg 134,971 km/h - Race Time 52'22.439

No.	Driver 1 Entrant	Driver 2 Team	Car	Class	Laps	Time	Gap	Rel.	Fastest Lap
1	63 DIMITROV Georgi (GBR) VSR	RICCITELLI Simone (ITA) 1'42.472 VSR	Lamborghini Huracán GT3 Evo 2	GT3PR	24	52'22.439		15	1'41.455
2	7 KLINGMANN Jens (DEU) 1'42.871 BMW ITALIA CECCATO RACING	MARCELLO Raffaele (CHE) BMW Italia Ceccato Racing	BMW M4 GT3 EVO	GT3PR	24	52'23.225	0.786	0.786 13	1'42.373
3	72 SEGÙ Luca (ITA) 1'43.118 DL RACING	PERERA Franck (FRA) DL Racing	Lamborghini Huracán GT3 Evo 2	GT3PR	24	52'24.266	1.827	1.041 10	1'42.581
4P	77 RODRIGUEZ Ian (GTM) FAEMS TEAM	FORENZI Giuseppe (ITA) 1'42.909 FAEMS Team	BMW M4 GT3 EVO	GT3PR	24	52'25.207	2.768	0.941 9	1'42.663
5	57 'BANKCY' (JPN) 1'47.453 HERBERTH MOTORSPORT	KING Harry (GBR) Herberth Motorsport	Porsche 992 GT3 R	GT3PA	24	52'25.887	3.448	0.680 17	1'41.640
6	9 LEVI Ariel (ISR) TRESOR ATTEMPTO RACING	MAZZOLA Rocco (ITA) 1'42.668 Tresor Attempto Racing	Audi R8 LMS	GT3PR	24	52'27.853	5.414	1.966 19	1'42.220
7	51 BRASCHI Francesco (ITA) SPIRIT OF RACING	MACHIELS Jef (BEL) 1'43.356 Spirit of Racing	Ferrari 296 GT3	GT3PA	24	52'29.079	6.640	1.226 19	1'42.909
8P	64 ALBAG Guy (ISR) ANTONELLI MOTORSPORT	Antonelli Motorsport	Mercedes AMG GT3	GT3PR	24	52'29.132	6.693	0.053 13	1'42.657
9	99 AKA Alex (DEU) TRESOR ATTEMPTO RACING	FRASSINETI Andrea (ITA) 1'42.466 Tresor Attempto Racing	Audi R8 LMS	GT3PR	24	52'29.190	6.751	0.058 18	1'42.246
10	88 CLEMENTI PISANI Alberto (ITA) 1'44.464 TRESOR ATTEMPTO RACING	DI FOLCO Alberto (ITA) Tresor Attempto Racing	Audi R8 LMS	GT3PA	24	52'29.403	6.964	0.213 14	1'42.589
11	85 DE LA IGLESIA Lautaro (ARG) 1'44.593 IMPERIALE RACING	DENES Phillippe (HUN) Imperiale Racing	Lamborghini Huracán GT3 Evo 2	GT3PR	24	52'30.050	7.611	0.647 19	1'42.806
12	62 FERRARI Lorenzo (ITA) DOUBLE TT RACING	RENMANS Gilles (BEL) 1'44.337 Double TT Racing	Ferrari 296 GT3	GT3PA	24	52'30.683	8.244	0.633 17	1'43.072
13	8 MCINTOSH Anthony (USA) 1'43.717 BMW ITALIA CECCATO RACING	THOMPSON Parker (CAN) BMW Italia Ceccato Racing	BMW M4 GT3 EVO	GT3PA	24	52'30.933	8.494	0.250 19	1'42.582
14	19 LEVET Paul (FRA) VSR	PAVERUD Marcus (NOR) 1'44.104 VSR	Lamborghini Huracán GT3 Evo 2	GT3PR	24	52'31.202	8.763	0.269 15	1'42.507
15	36 GERACI Enzo (FRA) 1'44.511 OREGON TEAM	LUCHETTI Guido (ITA) Oregon Team	Lamborghini Huracán GT3 Evo 2	GT3PR	24	52'31.944	9.505	0.742 8	1'44.218
16	68 RANDAZZO Piergiacomo (ITA) 1'46.540 DL RACING	TRIBAUDINI Stephane (FRA) DL Racing	Lamborghini Huracán GT3 Evo 2	GT3AM	24	52'32.495	10.056	0.551 15	1'43.926
17	69 FONTANA Fabrizio (ITA) 1'47.422 SPIRIT OF RACING	GAI Stefano (ITA) Spirit of Racing	Ferrari 296 GT3	GT3AM	24	52'33.499	11.060	1.004 13	1'43.403
18	73 MALVESTITI Federico (ITA) ANTONELLI MOTORSPORT	GUIRRERI Giuseppe (ITA) 1'45.047 Antonelli Motorsport	Mercedes AMG GT3	GT3PA	24	52'34.569	12.130	1.070 19	1'43.903
19	39 HAN Huilin (CHN) TARGET RACING	Target Racing	Ferrari 296 GT3	GT3AM	24	52'35.048	12.609	0.479 12	1'43.693
20	26 GORINI Leonardo (ITA) 1'44.740 EASY RACE	MARCHIANTE Mattia (ITA) Easy Race	Ferrari 296 GT3	GT3AM	24	52'35.382	12.943	0.334 15	1'42.839
21	12 LAMBRUGHU Jody (ITA) AUDI SPORT ITALIA	GIRAUDI Gianluca (ITA) 1'44.483 Audi Sport Italia	Audi R8 LMS	GT3AM	24	52'35.755	13.316	0.373 17	1'43.513
22	16 FASCICOLO Giuseppe (ITA) STRATIA MOTORSPORT	DENISOV Aleksei (RUS) 1'50.062 Stratia Motorsport	Mercedes AMG GT3	GT3AM	24	52'37.895	15.456	2.140 15	1'45.553
23	71 BOUARFA Mehdi (FRA) DL RACING	GARCIA Miguel (PAR) 1'48.843 DL Racing	Lamborghini Huracán GT3 Evo 2	GT3PA	24	52'38.264	15.825	0.369 14	1'43.900
24P	21 FORGIONE Gino (ITA) 1'49.017 SPIRIT OF RACING	RUGOLO Michele (ITA) Spirit of Racing	Ferrari 296 GT3	GT3AM	24	52'43.626	21.187	5.362 18	1'43.108
25	22 SCHOLZE Florian (DEU) 1'44.517 TRESOR ATTEMPTO RACING	CASSARÀ Marco (ITA) Tresor Attempto Racing	Audi R8 LMS	GT3AM	24	52'43.959	21.520	0.333 15	1'43.874
26	59 CAZZANIGA Riccardo (ITA) RAPTOR ENGINEERING	MACDONALD Dean (GBR) 1'43.364 Raptor Engineering	McLaren 720S GT3 Evo	GT3PR	23	50'39.653	1 Lap	1 Lap 15	1'42.796
27	52 GHANDOUR Ziad (USA) SPIRIT OF RACING	Spirit of Racing	Ferrari 296 GT3	GT3AM	23	50'45.240	1 Lap	5.587 18	1'44.966
28	55 EBRAHIM Pedro (BRA) NOVA RACE	FERATI Jasin (CHE) 1'42.707 Nova Race	BMW M4 GT3 EVO	GT3PR	20	43'24.153	4 Laps	3 Laps 8	1'42.678
----- Not Classified -----									
RET	18 FISCHBAUM Michael (DEU) STAR PERFORMANCE	PAVLOVIC Milos (SRB) Star Performance	Lamborghini Huracán GT3 Evo 2	GT3PA	3	9'50.942	21 Laps	2	2'54.281
RET	66 MICHELOTTO Mattia (ITA) VSR	ZANON Ignazio (ITA) VSR	Lamborghini Huracán GT3 Evo 2	GT3PR	0				
RET	34 GHIOTTO Luca (ITA) OREGON TEAM	PETROV Artem (ISR) Oregon Team	Lamborghini Huracán GT3 Evo 2	GT3PR	0				
RET	50 DURAN Rafael (ESP) SPIRIT OF RACING	PEREL David (ZAF) Spirit of Racing	Ferrari 296 GT3	GT3PA	0				
RET	23 VILLADSEN Mathias (DNK) GINO SCUDERIA	Gino Scuderia	BMW M4 GT3 EVO	GT3PR	0				
NS	82 COLOMBINI Emanuel (SMR) ANTONELLI MOTORSPORT	ZONZINI Emanuele (SMR) Antonelli Motorsport	Mercedes AMG GT3	GT3AM					

Clerk of the Course : Massimiliano Ghinassi

Race Director : Alessandro Ferrari

 Start 15:39
 End 16:38
 25/04/2026

ACI Racing Weekend Imola, 25-26 Aprile 2026

Campionato Italiano GT Sprint GT3 - Classifica Race 1

Starting: 34 Classified: 28 Not Classified: 0 Retired: 5 Not Started: 1
 Fastest Lap N. 15 No. 63 Georgi Dimitrov Time 1'41.455 Avg. 174,190 Km/h

Humidity:	34%	Air	26°C
Condition:	DRY	Track	47°C

Penalty and Infringement

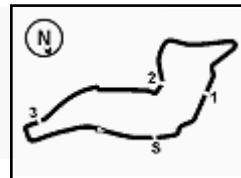
16.00	88 Tresor Attempto Racing	#88 Lap Deleted (1'47.000) - Exceeded Track Limits T14
16.01	77 Faems Team	#77 Lap Deleted (1'44.117) - Exceeded Track Limits T14
16.07	62 Double TT Racing	#62 Lap Deleted (1'58.322) - Exceeded Track Limits T14
16.07	57 Herberth Motorsport	#57 Lap Deleted (1'43.032) - Exceeded Track Limits T14
16.08	88 Tresor Attempto Racing	#88 Lap Deleted (1'58.014) - Exceeded Track Limits T14
16.09	99 Tresor Attempto Racing	#99 Lap Deleted (1'42.078) - Exceeded Track Limits T14
16.09	8 BMW Italia Ceccato Racing	#8 Lap Deleted (1'43.189) - Exceeded Track Limits T14
16.11	21 Spirit of Racing	#21 Time Penalty 5 sec - SC Procedure Infringement
16.11	62 Double TT Racing	#62 Lap Deleted (1'44.651) - Exceeded Track Limits T14
16.13	62 Double TT Racing	#62 Lap Deleted (1'45.101) - Exceeded Track Limits T15
16.13	64 Antonelli Motorsport	#64 Time Penalty 1.629 sec - Incorrect driver change
16.13	77 Faems Team	#77 Time Penalty 0.126 sec - Incorrect driver change
16.14	39 Target Racing	#39 Lap Deleted (1'44.343) - Exceeded Track Limits T14
16.15	57 Herberth Motorsport	#57 Lap Deleted (1'41.989) - Exceeded Track Limits T14
16.16	72 DL Racing	#72 Lap Deleted (1'44.000) - Exceeded Track Limits T14
16.19	7 BMW Italia Ceccato Racing	#7 Lap Deleted (1'43.502) - Exceeded Track Limits T14
16.19	55 Nova Race	#55 Lap Deleted (1'43.204) - Exceeded Track Limits T14
16.19	62 Double TT Racing	#62 Lap Deleted (1'42.938) - Exceeded Track Limits T14
16.21	72 DL Racing	#72 Lap Deleted (1'44.005) - Exceeded Track Limits T14
16.21	7 BMW Italia Ceccato Racing	#7 Lap Deleted (1'43.157) - Exceeded Track Limits T14
16.22	59 Raptor Engineering	#59 Lap Deleted (1'43.899) - Exceeded Track Limits T14
16.22	19 VSR	#19 Lap Deleted (1'45.316) - Exceeded Track Limits T14
16.23	69 Spirit of Racing	#69 Lap Deleted (1'43.330) - Exceeded Track Limits T14
16.23	26 Easy Race	#26 Lap Deleted (1'43.504) - Exceeded Track Limits T14
16.23	72 DL Racing	#72 Lap Deleted (1'43.841) - Exceeded Track Limits T14
16.24	59 Raptor Engineering	#59 Lap Deleted (1'43.695) - Exceeded Track Limits T14
16.32	8 BMW Italia Ceccato Racing	#8 Lap Deleted (1'50.174) - Exceeded Track Limits T14
16.32	36 Oregon Team	#36 Lap Deleted (1'50.064) - Exceeded Track Limits T14

Clerk of the Course : Massimiliano Ghinassi

Race Director : Alessandro Ferrari

	Start	End
25/04/2026	15:39	16:38





Imola Circuit 4.909 m

1 / 2

ACI Racing Weekend Imola, 25-26 Aprile 2026

Campionato Italiano GT Sprint GT3 - Classifica di Classe Race 1

Classe GT3 AM

Laps 24 = 117,816 km - Avg 134,540 km/h - Race Time 52'32.495

No.	Driver 1 Entrant	Driver 2 Team	Car	Laps	Time	Gap	Rel.	Fastest Lap
1	68 RANDAZZO Piergiacomo (ITA) 1'46.540 DL RACING	TRIBAUDINI Stephane (FRA) DL Racing	Lamborghini Huracán GT3 Evo 2	24	52'32.495		15	1'43.926
2	69 FONTANA Fabrizio (ITA) 1'47.422 SPIRIT OF RACING	GAI Stefano (ITA) Spirit of Racing	Ferrari 296 GT3	24	52'33.499	1.004	1.004	13 1'43.403
3	39 HAN Huilin (CHN) TARGET RACING	Target Racing	Ferrari 296 GT3	24	52'35.048	2.553	1.549	12 1'43.693
4	26 GORINI Leonardo (ITA) 1'44.740 EASY RACE	MARCHIANTE Mattia (ITA) Easy Race	Ferrari 296 GT3	24	52'35.382	2.887	0.334	15 1'42.839
5	12 LAMBRUGH Jody (ITA) AUDI SPORT ITALIA	GIRAUDI Gianluca (ITA) 1'44.483 Audi Sport Italia	Audi R8 LMS	24	52'35.755	3.260	0.373	17 1'43.513
6	16 FASCICOLO Giuseppe (ITA) STRATIA MOTORSPORT	DENISOV Aleksei (RUS) 1'50.062 Stratia Motorsport	Mercedes AMG GT3	24	52'37.895	5.400	2.140	15 1'45.553
7P	21 FORGIONE Gino (ITA) 1'49.017 SPIRIT OF RACING	RUGOLO Michele (ITA) Spirit of Racing	Ferrari 296 GT3	24	52'43.626	11.131	5.731	18 1'43.108
8	22 SCHOLZE Florian (DEU) 1'44.517 TRESOR ATTEMPTO RACING	CASSARÀ Marco (ITA) Tresor Attempto Racing	Audi R8 LMS	24	52'43.959	11.464	0.333	15 1'43.874
9	52 GHANDOUR Ziad (USA) SPIRIT OF RACING	Spirit of Racing	Ferrari 296 GT3	23	50'45.240	1 Lap	1 Lap	18 1'44.966
----- Not Classified -----								
NS	82 COLOMBINI Emanuel (SMR) ANTONELLI MOTORSPORT	ZONZINI Emanuele (SMR) Antonelli Motorsport	Mercedes AMG GT3					

Starting: 10 Classified: 9 Not Classified: 0 Retired: 0 Not Started: 1

Fastest Lap N. 15 No. 26 Mattia Marchiante Time 1'42.839 Avg. 171,845 Km/h

Classe GT3 PRO AM

Laps 24 = 117,816 km - Avg 134,823 km/h - Race Time 52'25.887

No.	Driver 1 Entrant	Driver 2 Team	Car	Laps	Time	Gap	Rel.	Fastest Lap
1	57 'BANKCY' (JPN) 1'47.453 HERBERTH MOTORSPORT	KING Harry (GBR) Herberth Motorsport	Porsche 992 GT3 R	24	52'25.887		17	1'41.640
2	51 BRASCHI Francesco (ITA) SPIRIT OF RACING	MACHIELS Jef (BEL) 1'43.356 Spirit of Racing	Ferrari 296 GT3	24	52'29.079	3.192	3.192	19 1'42.909
3	88 CLEMENTI PISANI Alberto (ITA) 1'44.464 TRESOR ATTEMPTO RACING	DI FOLCO Alberto (ITA) Tresor Attempto Racing	Audi R8 LMS	24	52'29.403	3.516	0.324	14 1'42.589
4	62 FERRARI Lorenzo (ITA) DOUBLE TT RACING	RENMANS Gilles (BEL) 1'44.337 Double TT Racing	Ferrari 296 GT3	24	52'30.683	4.796	1.280	17 1'43.072
5	8 MCINTOSH Anthony (USA) 1'43.717 BMW ITALIA CECCATO RACING	THOMPSON Parker (CAN) BMW Italia Ceccato Racing	BMW M4 GT3 EVO	24	52'30.933	5.046	0.250	19 1'42.582
6	73 MALVESTITI Federico (ITA) ANTONELLI MOTORSPORT	GUIRRERI Giuseppe (ITA) 1'45.047 Antonelli Motorsport	Mercedes AMG GT3	24	52'34.569	8.682	3.636	19 1'43.903
7	71 BOUARFA Mehdi (FRA) DL RACING	GARCIA Miguel (PAR) 1'48.843 DL Racing	Lamborghini Huracán GT3 Evo 2	24	52'38.264	12.377	3.695	14 1'43.900
----- Not Classified -----								
RET	18 FISCHBAUM Michael (DEU) STAR PERFORMANCE	PAVLOVIC Milos (SRB) Star Performance	Lamborghini Huracán GT3 Evo 2	3	9'50.942	21 Laps	2	2'54.281
RET	50 DURAN Rafael (ESP) SPIRIT OF RACING	PEREL David (ZAF) Spirit of Racing	Ferrari 296 GT3	0				

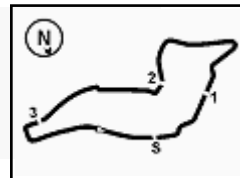
Starting: 9 Classified: 7 Not Classified: 0 Retired: 2 Not Started: 0

Fastest Lap N. 17 No. 57 Harry King Time 1'41.640 Avg. 173,872 Km/h

Clerk of the Course : Massimiliano Ghinassi

Race Director : Alessandro Ferrari

 Start 15:39
End 16:38
25/04/2026

Imola Circuit 4.909 m

2 / 2

ACI Racing Weekend Imola, 25-26 Aprile 2026

Campionato Italiano GT Sprint GT3 - Classifica di Classe Race 1

Classe GT3 PRO

Laps 24 = 117,816 km - Avg 134,971 km/h - Race Time 52'22.439

No.	Driver 1 Entrant	Driver 2 Team	Car	Laps	Time	Gap	Rel.	Fastest Lap
1	63 DIMITROV Georgi (GBR) VSR	RICCITELLI Simone (ITA) 1'42.472 VSR	Lamborghini Huracán GT3 Evo 2	24	52'22.439		15	1'41.455
2	7 KLINGMANN Jens (DEU) 1'42.871 BMW ITALIA CECCATO RACING	MARCIELLO Raffaele (CHE) BMW Italia Ceccato Racing	BMW M4 GT3 EVO	24	52'23.225	0.786	0.786 13	1'42.373
3	72 SEGÙ Luca (ITA) 1'43.118 DL RACING	PERERA Franck (FRA) DL Racing	Lamborghini Huracán GT3 Evo 2	24	52'24.266	1.827	1.041 10	1'42.581
4P	77 RODRIGUEZ Ian (GTM) FAEMS TEAM	FORENZI Giuseppe (ITA) 1'42.909 FAEMS Team	BMW M4 GT3 EVO	24	52'25.207	2.768	0.941 9	1'42.663
5	9 LEVI Ariel (ISR) TRESOR ATTEMPTO RACING	MAZZOLA Rocco (ITA) 1'42.668 Tresor Attempto Racing	Audi R8 LMS	24	52'27.853	5.414	2.646 19	1'42.220
6P	64 ALBAG Guy (ISR) ANTONELLI MOTORSPORT	Antonelli Motorsport	Mercedes AMG GT3	24	52'29.132	6.693	1.279 13	1'42.657
7	99 AKA Alex (DEU) TRESOR ATTEMPTO RACING	FRASSINETI Andrea (ITA) 1'42.466 Tresor Attempto Racing	Audi R8 LMS	24	52'29.190	6.751	0.058 18	1'42.246
8	85 DE LA IGLESIA Lautaro (ARG) 1'44.593 IMPERIALE RACING	DENES Phillippe (HUN) Imperiale Racing	Lamborghini Huracán GT3 Evo 2	24	52'30.050	7.611	0.860 19	1'42.806
9	19 LEVET Paul (FRA) VSR	PAVERUD Marcus (NOR) 1'44.104 VSR	Lamborghini Huracán GT3 Evo 2	24	52'31.202	8.763	1.152 15	1'42.507
10	36 GERACI Enzo (FRA) 1'44.511 OREGON TEAM	LUCETTI Guido (ITA) Oregon Team	Lamborghini Huracán GT3 Evo 2	24	52'31.944	9.505	0.742 8	1'44.218
11	59 CAZZANIGA Riccardo (ITA) RAPTOR ENGINEERING	MACDONALD Dean (GBR) 1'43.364 Raptor Engineering	McLaren 720S GT3 Evo	23	50'39.653	1 Lap	1 Lap 15	1'42.796
12	55 EBRAHIM Pedro (BRA) NOVA RACE	FERATI Jasin (CHE) 1'42.707 Nova Race	BMW M4 GT3 EVO	20	43'24.153	4 Laps	3 Laps 8	1'42.678
----- Not Classified -----								
RET	66 MICHELOTTO Mattia (ITA) VSR	ZANON Ignazio (ITA) VSR	Lamborghini Huracán GT3 Evo 2	0				
RET	34 GHIOTTO Luca (ITA) OREGON TEAM	PETROV Artem (ISR) Oregon Team	Lamborghini Huracán GT3 Evo 2	0				
RET	23 VILLADSEN Mathias (DNK) GINO SCUDERIA	Gino Scuderia	BMW M4 GT3 EVO	0				

Starting: 15 Classified: 12 Not Classified: 0 Retired: 3 Not Started: 0
 Fastest Lap N. 15 No. 63 Georgi Dimitrov Time 1'41.455 Avg. 174,190 Km/h

Humidity:	34%	Air	26°C
Condition:	DRY	Track	47°C

Clerk of the Course : Massimiliano Ghinassi

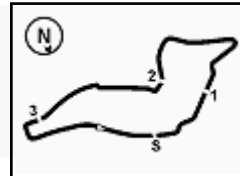
Race Director : Alessandro Ferrari

Start 15:39
 End 16:38



Powered by FICR PERUGIA TIMING





ACI Racing Weekend Imola, 25-26 Aprile 2026

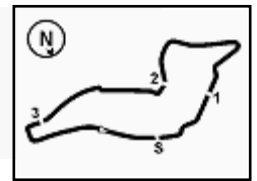
Campionato Italiano GT Sprint GT3 - Contagiri Race 1

Imola Circuit 4.909 m

	Lap																								
	1	2	3	4	5	6	7	8	9	10	11	12	13	14	15	16	17	18	19	20	21	22	23	24	
1	63	63	63	63	63	63	63	63	63	63	72	55	63	63	63	63	63	63	63	63	63	63	63	63	63
2	7	7	7	7	7	72	72	72	72	72	55	99	72	72	72	72	72	72	7	7	7	7	7	7	7
3	72	72	72	72	72	55	55	55	55	55	9	52	7	7	7	7	7	7	72	72	72	72	72	72	72
4	55	55	55	55	55	7	7	7	7	7	22	12	55	55	55	55	55	55	9	9	9	9	9	9	77
5	51	51	51	51	51	51	77	77	77	77	7	72	77	77	77	77	77	9	9	77	77	77	77	77	57
6	64	64	64	64	64	64	64	51	51	51	77	9	9	9	9	9	9	77	77	55	57	57	57	64	64
7	77	77	77	77	77	77	77	59	59	59	99	63	99	59	59	59	59	59	57	57	59	59	59	59	9
8	62	62	62	62	62	59	59	9	9	9	12	7	59	64	64	57	57	57	59	59	64	64	64	64	51
9	59	59	59	59	59	62	62	62	64	64	52	77	64	57	57	64	64	64	64	64	51	51	51	51	99
10	36	36	36	36	36	9	9	64	62	22	63	22	57	51	51	51	51	51	51	51	85	85	85	85	88
11	22	22	22	22	22	36	36	36	36	99	59	59	51	36	36	85	85	85	85	85	8	8	8	8	85
12	9	9	9	9	9	22	22	22	22	26	64	64	36	85	85	62	62	62	8	8	99	99	99	62	8
13	85	85	85	85	85	85	85	8	8	52	51	51	85	62	62	8	8	8	62	99	62	62	62	8	8
14	73	73	73	73	73	73	73	88	12	36	57	62	8	99	36	99	99	99	62	19	19	19	19	19	19
15	57	57	57	57	57	8	88	99	8	85	36	8	99	8	99	36	36	19	19	88	88	88	88	36	36
16	68	68	68	68	68	8	57	26	19	36	62	85	22	19	19	19	19	19	88	88	36	36	36	36	68
17	69	69	69	69	69	68	68	99	26	62	57	62	19	88	88	88	88	88	36	36	22	22	22	22	69
18	8	8	8	8	8	69	69	19	52	19	8	8	88	22	22	22	22	22	22	22	68	68	68	73	39
19	52	52	52	52	71	52	88	52	12	88	26	19	68	68	68	68	68	68	68	68	73	73	73	73	39
20	26	26	26	26	52	71	52	71	73	85	19	88	52	73	73	73	73	73	73	73	69	69	69	26	26
21	71	71	71	71	26	88	26	12	85	57	68	68	73	69	69	69	69	69	69	69	26	26	26	26	12
22	88	88	88	88	88	26	71	39	57	68	88	73	69	26	26	26	26	26	26	26	21	21	21	16	16
23	12	12	12	12	12	39	99	85	39	73	73	69	26	39	21	21	21	21	21	21	39	39	39	71	71
24	39	39	39	39	39	99	19	57	68	69	69	26	39	21	39	39	39	39	39	39	12	12	12	21	21
25	16	16	16	16	21	19	12	68	69	39	39	39	12	12	12	12	12	12	12	12	52	52	52	22	22
26	21	21	21	21	16	12	39	69	21	21	21	21	21	52	52	52	52	52	52	52	16	16	16	16	16
27	99	99	99	99	99	21	21	21	16	16	16	16	16	16	16	16	16	16	16	16	71	71	71	71	71
28	18	18	18	19	19	16	16	16	71	71	71	71	71	71	71	71	71	71	71	71	71	71	71	71	71
29	19	19	19																						

Final Result			
1	63	VSR	Laps 24
2	7	BMW ITALIA CECCAT	0.786
3	72	DL RACING	1.827
4	77	FAEMS TEAM (P)	2.768
5	57	HERBERTH MOTORS	3.448
6	9	TRESOR ATTEMPTO	5.414
7	51	SPIRIT OF RACING	6.640
8	64	ANTONELLI MOTORS	6.693
9	99	TRESOR ATTEMPTO	6.751
10	88	TRESOR ATTEMPTO	6.964
11	85	IMPERIALE RACING	7.611
12	62	DOUBLE TT RACING	8.244
13	8	BMW ITALIA CECCAT	8.494
14	19	VSR	8.763
15	36	OREGON TEAM	9.505
16	68	DL RACING	10.056
17	69	SPIRIT OF RACING	11.060
18	73	ANTONELLI MOTORS	12.130
19	39	TARGET RACING	12.609
20	26	EASY RACE	12.943
21	12	AUDI SPORT ITALIA	13.316
22	16	STRATIA MOTORSPORT	15.456
23	71	DL RACING	15.825
24	21	SPIRIT OF RACING (P)	21.187
25	22	TRESOR ATTEMPTO	21.520
26	59	RAPTOR ENGINEERING	1 Lap
27	52	SPIRIT OF RACING	1 Lap
28	55	NOVA RACE	4 Laps
RET	18	STAR PERFORMANC	21 Laps
RET	66	VSR	
RET	34	OREGON TEAM	
RET	50	SPIRIT OF RACING	
RET	23	GINO SCUDERIA	
NS	82	ANTONELLI MOTORS	





Imola Circuit 4.909 m

ACI Racing Weekend Imola, 25-26 Aprile 2026

Campionato Italiano GT Sprint GT3 - Best Sectors & Speed Race 1

RESULTS

Pos	Driver	Team	Time	Laps
1	63 VSR	Lamborghini Huracán GT3 Evo 2	10.566	24
2	7 BMW ITALIA CECCATO RAC	BMW M4 GT3 EVO	10.786	
3	72 DL RACING	Lamborghini Huracán GT3 Evo 2	1.827	
4	77 FAEMS TEAM	BMW M4 GT3 EVO	2.768	
5	57 HERBERTH MOTORSPORT	Porsche 992 GT3 R	3.448	
6	9 TRESOR ATTEMPTO RACIN	Audi R8 LMS	5.414	
7	51 SPIRIT OF RACING	Ferrari 296 GT3	6.640	
8	64 ANTONELLI MOTORSPORT	Mercedes AMG GT3	6.693	
9	99 TRESOR ATTEMPTO RACIN	Audi R8 LMS	6.751	
10	88 TRESOR ATTEMPTO RACIN	Audi R8 LMS	6.964	
11	85 IMPERIALE RACING	Lamborghini Huracán GT3 Evo 2	7.611	
12	62 DOUBLE TT RACING	Ferrari 296 GT3	8.244	
13	8 BMW ITALIA CECCATO RAC	BMW M4 GT3 EVO	8.494	
14	19 VSR	Lamborghini Huracán GT3 Evo 2	8.763	
15	36 OREGON TEAM	Lamborghini Huracán GT3 Evo 2	9.505	
16	68 DL RACING	Lamborghini Huracán GT3 Evo 2	10.056	
17	69 SPIRIT OF RACING	Ferrari 296 GT3	11.060	
18	73 ANTONELLI MOTORSPORT	Mercedes AMG GT3	12.130	
19	39 TARGET RACING	Ferrari 296 GT3	12.609	
20	26 EASY RACE	Ferrari 296 GT3	12.943	
21	12 AUDI SPORT ITALIA	Audi R8 LMS	13.316	
22	16 STRATIA MOTORSPORT	Mercedes AMG GT3	15.456	
23	71 DL RACING	Lamborghini Huracán GT3 Evo 2	15.825	
24	21 SPIRIT OF RACING	Ferrari 296 GT3	21.187	
25	22 TRESOR ATTEMPTO RACIN	Audi R8 LMS	21.520	
26	59 RAPTOR ENGINEERING	McLaren 720S GT3 Evo	1 Lap	
27	52 SPIRIT OF RACING	Ferrari 296 GT3	1 Lap	
28	55 NOVA RACE	BMW M4 GT3 EVO	4 Laps	
RET	18 STAR PERFORMANCE	Lamborghini Huracán GT3 Evo 2	21 Laps	
RET	23 GINO SCUDERIA	BMW M4 GT3 EVO		
RET	34 OREGON TEAM	Lamborghini Huracán GT3 Evo 2		
RET	50 SPIRIT OF RACING	Ferrari 296 GT3		
RET	66 VSR	Lamborghini Huracán GT3 Evo 2		
NS	82 ANTONELLI MOTORSPORT	Mercedes AMG GT3		

SPEED

Pos	Driver	Team	Time
1	99 TRESOR ATTEMPTO RACIN	Audi R8 LMS	275,5
2	12 AUDI SPORT ITALIA	Audi R8 LMS	275,5
3	39 TARGET RACING	Ferrari 296 GT3	275,5
4	22 TRESOR ATTEMPTO RACIN	Audi R8 LMS	274,1
5	19 VSR	Lamborghini Huracán GT3 Evo 2	274,1
6	8 BMW ITALIA CECCATO RAC	BMW M4 GT3 EVO	274,1
7	9 TRESOR ATTEMPTO RACIN	Audi R8 LMS	273,4
8	77 FAEMS TEAM	BMW M4 GT3 EVO	273,4
9	63 VSR	Lamborghini Huracán GT3 Evo 2	272,7
10	88 TRESOR ATTEMPTO RACIN	Audi R8 LMS	272,7
11	36 OREGON TEAM	Lamborghini Huracán GT3 Evo 2	272,0
12	55 NOVA RACE	BMW M4 GT3 EVO	272,0
13	57 HERBERTH MOTORSPORT	Porsche 992 GT3 R	271,4
14	64 ANTONELLI MOTORSPORT	Mercedes AMG GT3	271,4
15	62 DOUBLE TT RACING	Ferrari 296 GT3	271,4
16	21 SPIRIT OF RACING	Ferrari 296 GT3	271,4
17	7 BMW ITALIA CECCATO RAC	BMW M4 GT3 EVO	270,7
18	72 DL RACING	Lamborghini Huracán GT3 Evo 2	270,0
19	26 EASY RACE	Ferrari 296 GT3	269,3
20	51 SPIRIT OF RACING	Ferrari 296 GT3	269,3
21	71 DL RACING	Lamborghini Huracán GT3 Evo 2	268,7
22	59 RAPTOR ENGINEERING	McLaren 720S GT3 Evo	268,7
23	69 SPIRIT OF RACING	Ferrari 296 GT3	268,7
24	68 DL RACING	Lamborghini Huracán GT3 Evo 2	268,0
25	16 STRATIA MOTORSPORT	Mercedes AMG GT3	265,4
26	85 IMPERIALE RACING	Lamborghini Huracán GT3 Evo 2	265,4
27	52 SPIRIT OF RACING	Ferrari 296 GT3	265,4
28	73 ANTONELLI MOTORSPORT	Mercedes AMG GT3	264,1
29	34 OREGON TEAM	Lamborghini Huracán GT3 Evo 2	215,1
30	66 VSR	Lamborghini Huracán GT3 Evo 2	212,2
31	50 SPIRIT OF RACING	Ferrari 296 GT3	194,6
32	23 GINO SCUDERIA	BMW M4 GT3 EVO	186,9
33	18 STAR PERFORMANCE	Lamborghini Huracán GT3 Evo 2	161,9

SEG. 1

1	57 HERBERTH MOTORSP	21.117
2	63 VSR	21.140
3	99 TRESOR ATTEMPTO R	21.172
4	9 TRESOR ATTEMPTO R	21.195
5	55 NOVA RACE	21.290
6	88 TRESOR ATTEMPTO R	21.315
7	64 ANTONELLI MOTORSP	21.317
8	8 BMW ITALIA CECCATO	21.347
9	77 FAEMS TEAM	21.363
10	19 VSR	21.379
11	72 DL RACING	21.383
12	21 SPIRIT OF RACING	21.394
13	7 BMW ITALIA CECCATO	21.398
14	59 RAPTOR ENGINEERIN	21.417
15	51 SPIRIT OF RACING	21.483
16	62 DOUBLE TT RACING	21.485
17	85 IMPERIALE RACING	21.488
18	26 EASY RACE	21.492
19	12 AUDI SPORT ITALIA	21.594
20	39 TARGET RACING	21.598
21	22 TRESOR ATTEMPTO R	21.617
22	69 SPIRIT OF RACING	21.644
23	71 DL RACING	21.658
24	36 OREGON TEAM	21.688
25	73 ANTONELLI MOTORSP	21.705
26	68 DL RACING	21.709
27	52 SPIRIT OF RACING	21.871
28	16 STRATIA MOTORSPOR	22.027
29	18 STAR PERFORMANCE	35.879
30	66 VSR	1'17.403

SEG. 2

1	63 VSR	33.242
2	57 HERBERTH MOTORSP	33.445
3	9 TRESOR ATTEMPTO R	33.491
4	99 TRESOR ATTEMPTO R	33.532
5	72 DL RACING	33.570
6	85 IMPERIALE RACING	33.599
7	77 FAEMS TEAM	33.621
8	26 EASY RACE	33.625
9	62 DOUBLE TT RACING	33.663
10	64 ANTONELLI MOTORSP	33.693
11	88 TRESOR ATTEMPTO R	33.697
12	7 BMW ITALIA CECCATO	33.710
13	19 VSR	33.720
14	21 SPIRIT OF RACING	33.741
15	55 NOVA RACE	33.750
16	51 SPIRIT OF RACING	33.793
17	59 RAPTOR ENGINEERIN	33.841
18	8 BMW ITALIA CECCATO	33.847
19	39 TARGET RACING	33.958
20	12 AUDI SPORT ITALIA	33.981
21	69 SPIRIT OF RACING	33.985
22	68 DL RACING	34.015
23	73 ANTONELLI MOTORSP	34.025
24	71 DL RACING	34.077
25	22 TRESOR ATTEMPTO R	34.182
26	36 OREGON TEAM	34.407
27	52 SPIRIT OF RACING	34.538
28	16 STRATIA MOTORSPOR	34.712
29	18 STAR PERFORMANCE	39.803
30	66 VSR	53.704

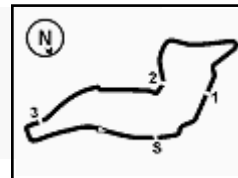
SEG. 3

1	57 HERBERTH MOTORSP	28.538
2	7 BMW ITALIA CECCATO	28.657
3	19 VSR	28.712
4	99 TRESOR ATTEMPTO R	28.714
5	88 TRESOR ATTEMPTO R	28.718
6	9 TRESOR ATTEMPTO R	28.746
7	59 RAPTOR ENGINEERIN	28.757
8	8 BMW ITALIA CECCATO	28.780
9	63 VSR	28.785
10	64 ANTONELLI MOTORSP	28.882
11	72 DL RACING	28.915
12	55 NOVA RACE	28.917
13	62 DOUBLE TT RACING	28.924
14	69 SPIRIT OF RACING	28.932
15	51 SPIRIT OF RACING	29.047
16	77 FAEMS TEAM	29.060
17	21 SPIRIT OF RACING	29.061
18	26 EASY RACE	29.070
19	85 IMPERIALE RACING	29.112
20	22 TRESOR ATTEMPTO R	29.184
21	73 ANTONELLI MOTORSP	29.252
22	39 TARGET RACING	29.278
23	36 OREGON TEAM	29.394
24	12 AUDI SPORT ITALIA	29.403
25	62 SPIRIT OF RACING	29.455
26	68 DL RACING	29.466
27	71 DL RACING	29.581
28	16 STRATIA MOTORSPOR	29.871
29	66 VSR	49.729
30	18 STAR PERFORMANCE	51.981

SEG. 4

1	63 VSR	18.237
2	57 HERBERTH MOTORSP	18.257
3	99 TRESOR ATTEMPTO R	18.342
4	9 TRESOR ATTEMPTO R	18.354
5	21 SPIRIT OF RACING	18.398
6	64 ANTONELLI MOTORSP	18.411
7	7 BMW ITALIA CECCATO	18.413
8	55 NOVA RACE	18.428
9	85 IMPERIALE RACING	18.432
10	8 BMW ITALIA CECCATO	18.440
11	19 VSR	18.443
12	51 SPIRIT OF RACING	18.447
13	68 DL RACING	18.447
14	26 EASY RACE	18.453
15	72 DL RACING	18.458
16	12 AUDI SPORT ITALIA	18.462
17	88 TRESOR ATTEMPTO R	18.470
18	39 TARGET RACING	18.470
19	62 DOUBLE TT RACING	18.481
20	77 FAEMS TEAM	18.495
21	22 TRESOR ATTEMPTO R	18.504
22	59 RAPTOR ENGINEERIN	18.515
23	71 DL RACING	18.519
24	69 SPIRIT OF RACING	18.540
25	36 OREGON TEAM	18.585
26	73 ANTONELLI MOTORSP	18.646
27	16 STRATIA MOTORSPOR	18.725
28	52 SPIRIT OF RACING	18.743
29	18 STAR PERFORMANCE	33.168





ACI Racing Weekend Imola, 25-26 Aprile 2026

Campionato Italiano GT Sprint GT3 - Analisi Tempi Race 1

Start at 15:39'42.702

1 / 7

7 BMW Italia Ceccato Racing (1'42.373)

Lap	Seg.1	Seg.2	Seg.3	Seg.4	Lap Time	km/h	Local Time
Jens Klingmann							
1		42.130	34.710	25.629	2'07.069	208,9	15:41'49.771
2	1'03.428	1'11.256	57.220	38.592	3'50.496	87,6	15:45'40.267
3	1'03.016	56.536	51.217	33.470	3'24.239	73,2	15:49'04.506
4	47.852	47.383	59.144	35.025	3'09.404	96,5	15:52'13.910
5	55.865	1'05.462	57.470	38.600	3'37.397	75,6	15:55'51.307
6	24.631	34.617	29.449	18.648	1'47.345	238,9	15:57'38.652
7	21.655	34.093	28.822	18.464	1'43.034	267,3	15:59'21.686
8	21.475	33.862	29.176	18.489	1'43.002	268,7	16:01'04.688
9	21.506	33.710	29.066	18.589	1'42.871	268,7	16:02'47.559
10	21.743	34.354	29.632	18.565	1'44.294	269,3	16:04'31.853
11	21.702	33.927	28.657	34.026	1'58.312P	268,0	16:06'30.165
Raffaele Marciello							
12	1'22.913	34.032	28.983	18.476	2'44.404P	180,9	16:09'14.569
13	21.403	33.831	28.680	18.459	1'42.373	266,0	16:10'56.942
14	21.538	33.865	29.203	18.413	1'43.019	268,7	16:12'39.961
15	21.498	33.990	28.932	18.542	1'42.962	268,0	16:14'22.923
16	21.649	34.392	28.828	18.998	1'43.867	270,7	16:16'06.790
17	22.335	34.552	28.954	18.559	1'44.400	263,4	16:17'51.190
18	21.718	34.053	29.036	18.695	1'43.502C	266,7	16:19'34.692
19	21.540	33.801	29.019	18.797	1'43.157C	268,0	16:21'17.849
20	21.538	33.903	29.025	18.640	1'43.106	264,7	16:23'00.955
21	21.398	33.816	29.318	18.974	1'43.506	265,4	16:24'44.461
22	37.890	48.504	49.077	28.116	2'43.587	202,2	16:27'28.048
23	35.960	50.934	52.541	33.487	2'52.922	134,5	16:30'20.927
24	22.835	34.277	29.115	18.730	1'44.957	246,0	16:32'05.970
Race Time 52'23.225							

8 BMW Italia Ceccato Racing (1'42.582)

Lap	Seg.1	Seg.2	Seg.3	Seg.4	Lap Time	km/h	Local Time
Anthony McIntosh							
1		1'11.350	1'02.284	33.551	3'22.014	182,7	15:43'04.716
2	31.798	43.943	58.600	36.947	2'51.288	155,0	15:45'56.004
3	1'03.758	55.115	52.519	33.987	3'25.379	41,7	15:49'21.383
4	50.854	41.328	1'01.314	36.055	3'09.551	69,0	15:52'30.934
5	55.743	1'04.672	50.631	35.274	3'26.320	45,8	15:55'57.254
6	25.186	34.852	30.078	18.710	1'48.826	237,4	15:57'46.080
7	22.222	34.221	29.097	18.541	1'44.081	272,7	15:59'30.161
8	22.319	34.238	29.192	18.464	1'44.213	272,0	16:01'14.374
9	21.589	34.136	29.339	18.653	1'43.717	272,7	16:02'58.091
10	21.557	34.191	29.788	35.540	2'01.076P	272,7	16:04'59.167
Parker Thompson							
11	1'24.097	35.551	29.117	18.440	2'47.205P	180,6	16:07'46.372
12	21.456	33.911	28.985	18.837	1'43.189C	272,7	16:09'29.561
13	21.691	34.500	29.481	18.853	1'44.525	274,1	16:11'14.086
14	21.856	34.202	30.097	18.992	1'45.147	274,1	16:12'59.233
15	21.690	34.235	30.755	18.809	1'45.489	274,1	16:14'44.722
16	21.407	34.455	28.962	19.144	1'43.968	272,7	16:16'28.690
17	22.007	33.917	28.835	18.521	1'43.280	274,1	16:18'11.970
18	21.381	34.002	28.918	18.445	1'42.746	271,4	16:19'54.716
19	21.409	33.847	28.809	18.517	1'42.582	269,3	16:21'37.298
20	21.458	33.868	28.780	18.528	1'42.634	267,3	16:23'19.932
21	21.347	34.184	34.005	20.248	1'49.784	271,4	16:25'09.716
22	25.601	43.611	46.830	28.540	2'24.582	182,7	16:27'34.298
23	37.695	49.640	50.695	31.133	2'49.163	98,1	16:30'23.461
24	23.210	36.695	31.269	19.000	1'50.174C	253,5	16:32'13.635
Race Time 52'30.933							

9 Tresor Attempto Racing (1'42.220)

Lap	Seg.1	Seg.2	Seg.3	Seg.4	Lap Time	km/h	Local Time
Rocco Mazzola							
1		1'08.839	1'02.165	33.246	3'15.537	187,5	15:42'58.239
2	28.864	46.691	58.956	36.173	2'50.684	145,4	15:45'48.923
3	1'04.212	54.672	53.271	33.686	3'25.841	46,3	15:49'14.764
4	47.979	45.682	1'00.992	34.652	3'09.305	65,5	15:52'24.069
5	55.621	1'06.000	52.333	36.790	3'30.744	34,6	15:55'54.813
6	24.121	34.631	29.837	18.754	1'47.343	243,8	15:57'42.156
7	21.850	33.824	29.244	19.209	1'44.127	272,7	15:59'26.283

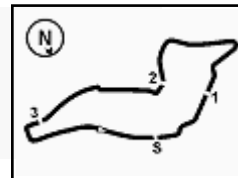
8	21.664	34.144	28.964	19.491	1'44.263	271,4	16:01'10.546
9	21.583	33.635	28.994	18.456	1'42.668	268,7	16:02'53.214
10	21.383	33.896	28.989	18.409	1'42.677	270,7	16:04'35.891
11	21.905	33.704	28.927	18.511	1'43.047	272,7	16:06'18.938
12	21.379	33.683	28.995	1'23.367	2'47.424P	270,0	16:09'06.362
Ariel Levi							
13	35.722	33.763	29.104	18.443	1'57.032P	183,4	16:11'03.394
14	21.576	33.618	28.869	18.375	1'42.438	271,4	16:12'45.832
15	21.492	33.517	28.896	18.354	1'42.259	270,0	16:14'28.091
16	21.195	33.790	29.193	18.576	1'42.754	273,4	16:16'10.845
17	21.693	34.038	29.148	18.659	1'43.538	272,7	16:17'54.383
18	21.487	33.774	28.934	18.718	1'42.913	272,7	16:19'37.296
19	21.528	33.491	28.746	18.455	1'42.220	270,0	16:21'19.516
20	22.808	33.625	28.926	18.427	1'43.786	269,3	16:23'03.302
21	21.284	33.613	29.239	19.125	1'43.261	270,7	16:24'46.563
22	38.004	48.377	48.291	28.186	2'42.858	190,5	16:27'29.421
23	35.763	51.546	51.884	32.765	2'51.958	143,2	16:30'21.379
24	24.479	36.767	29.196	18.734	1'49.176	248,8	16:32'10.555
Race Time 52'27.853							

12 Audi Sport Italia (1'43.513)

Lap	Seg.1	Seg.2	Seg.3	Seg.4	Lap Time	km/h	Local Time
Gianluca Giraudi							
1		1'13.816	1'03.076	33.207	3'26.922	191,2	15:43'09.624
2	32.848	43.006	57.926	40.346	2'54.126	157,9	15:46'03.750
3	1'00.563	56.193	52.148	35.373	3'24.277	32,8	15:49'28.027
4	50.509	39.114	1'02.689	36.677	3'08.989	63,3	15:52'37.016
5	54.261	1'05.481	48.233	33.682	3'21.657	52,8	15:55'58.673
6	25.988	36.970	31.025	18.852	1'52.835	226,9	15:57'51.508
7	22.631	35.721	31.447	18.743	1'48.542	262,8	15:59'40.050
8	22.956	35.536	30.371	18.767	1'47.630	268,7	16:01'27.680
9	22.182	35.224	30.087	18.839	1'46.332	268,7	16:03'14.012
10	21.930	34.185	29.731	18.637	1'44.483	272,7	16:04'58.495
11	22.396	34.314	29.627	18.644	1'44.981	268,0	16:06'43.476
12	21.911	34.458	29.678	35.591	2'01.638P	271,4	16:08'45.114
Jody Lambrugh							
13	1'28.322	35.095	29.704	18.985	2'52.106P	183,4	16:11'37.220
14	22.315	34.431	29.847	18.642	1'45.235	266,7	16:13'22.455
15	21.672	34.099	29.587	18.462	1'43.820	271,4	16:15'06.275
16	21.595	34.314	29.411	18.616	1'43.936	274,1	16:16'50.211
17	21.594	33.981	29.444	18.494	1'43.513	271,4	16:18'33.724
18	21.799	34.015	29.440	18.538	1'43.792	274,1	16:20'17.516
19	23.532	34.055	29.403	18.523	1'45.513	274,1	16:22'03.029
20	21.843	34.394	29.431	18.550	1'44.218	275,5	16:23'47.247
21	21.818	38.085	1'00.074	36.850	2'36.827	275,5	16:26'24.074
22	38.580	38.119	30.701	18.708	2'06.108	144,0	16:28'30.182
23	22.021	35.280	33.069	26.920	1'57.290	272,7	16:30'27.472
24	23.265	36.061	32.776	18.883	1'50.985	264,1	16:32'18.457
Race Time 52'35.755							

16 Stratia Motorsport (1'45.553)

Lap	Seg.1	Seg.2	Seg.3	Seg.4	Lap Time	km/h	Local Time
Alekssei Denisov							
1		1'14.494	1'03.110	33.689	3'29.461	165,6	15:43'12.163
2	33.165	42.212	57.654	40.467	2'53.498	151,3	15:46'05.661
3	1'00.769	56.120	51.933	35.222	3'24.044	39,9	15:49'29.705
4	50.989	39.170	1'02.703	36.625	3'09.487	60,3	15:52'39.192
5	54.214	1'04.869	48.621	33.211	3'20.915	55,2	15:56'00.107
6	27.267	36.984					



ACI Racing Weekend Imola, 25-26 Aprile 2026

Campionato Italiano GT Sprint GT3 - Analisi Tempi Race 1

Imola Circuit 4.909 m

Start at 15:39'42.702

2 / 7

17	22.256	34.735	29.911	18.824	1'45.726	262,8	16:19'00.961	19	21.459	33.833	29.394	18.642	1'43.328	268,0	16:21'57.224
18	22.212	34.788	30.183	18.860	1'46.043	260,2	16:20'47.004	20	21.413	34.074	29.252	18.562	1'43.301	268,0	16:23'40.525
19	22.654	35.036	30.085	18.860	1'46.635	260,9	16:22'33.639	21	21.402	43.445	59.935	37.110	2'41.892	269,3	16:26'22.417
20	22.153	34.712	29.871	18.845	1'45.581	261,5	16:24'19.220	22	38.661	37.428	30.023	18.784	2'04.896	127,5	16:28'27.313
21	24.693	39.887	33.600	30.574	2'08.754	224,5	16:26'27.974	23	22.328	34.723	34.754	27.329	1'59.134	268,0	16:30'26.447
22	37.856	39.396	32.297	19.771	2'09.320	101,5	16:28'37.294	24	23.807	36.112	35.903	19.059	1'54.881	260,2	16:32'21.328
23	22.860	35.680	30.625	22.157	1'51.322	261,5	16:30'28.616								
24	23.261	35.908	33.636	19.176	1'51.981	258,4	16:32'20.597								
								Race Time 52'37.895							

22 Tresor Attempto Racing (1'43.874)

Lap	Seg.1	Seg.2	Seg.3	Seg.4	Lap Time	km/h	Local Time
Florian Scholze							
1			1'02.122	32.577	3'13.997	200,0	15:42'56.699
2	29.167	47.282	58.394	36.561	2'51.404	196,0	15:45'48.103
3	1'04.295	54.407	53.375	33.205	3'25.282	50,2	15:49'13.385
4	48.528	45.610	1'00.953	34.937	3'10.028	72,0	15:52'23.413
5	55.570	1'05.887	52.176	37.604	3'31.237	37,5	15:55'54.650
6	25.000	34.727	29.968	18.797	1'48.492	243,8	15:57'43.142
7	22.042	34.337	29.896	18.714	1'44.989	274,1	15:59'28.131
8	21.805	34.396	29.621	18.695	1'44.517	272,7	16:01'12.648
9	21.864	34.288	29.831	18.580	1'44.563	272,0	16:02'57.211
10	22.013	34.227	29.678	18.686	1'44.604	271,4	16:04'41.815
11	21.926	34.182	29.570	18.858	1'44.536	271,4	16:06'26.351
12	22.077	34.476	29.793	1'28.667	2'55.013P	270,7	16:09'21.364
Marco Cassarà							
13	36.493	35.011	30.146	18.712	2'00.362P	181,8	16:11'21.726
14	22.646	35.447	29.466	18.643	1'46.202	268,0	16:13'07.928
15	21.697	34.400	29.184	18.593	1'43.874	269,3	16:14'51.802
16	21.674	34.549	29.252	18.504	1'43.979	269,3	16:16'35.781
17	21.617	34.504	29.309	18.551	1'43.981	270,0	16:18'19.762
18	21.799	34.517	29.411	18.600	1'44.327	268,0	16:20'04.089
19	21.839	34.410	29.575	18.637	1'44.461	270,0	16:21'48.550
20	21.786	35.017	29.740	18.771	1'45.314	271,4	16:23'33.864
21	22.095	45.193	1'00.481	37.324	2'45.093	269,3	16:26'18.957
22	38.074	36.502	30.871	19.013	2'04.460	119,1	16:28'23.417
23	22.332	34.693	35.820	28.494	2'01.339	264,1	16:30'24.756
24	24.205	36.161	42.581	18.958	2'01.905	235,3	16:32'26.661
Race Time 52'43.959							

23 Gino Scuderia

Lap	Seg.1	Seg.2	Seg.3	Seg.4	Lap Time	km/h	Local Time
Mathias Villadsen							
1						186,9	
Race Time 6.:07'.2.8							

26 Easy Race (1'42.839)

Lap	Seg.1	Seg.2	Seg.3	Seg.4	Lap Time	km/h	Local Time
Leonardo Gorini							
1		1'12.269	1'02.481	32.996	3'23.408	183,4	15:43'06.110
2	32.836	43.337	58.420	38.333	2'52.926	156,1	15:45'59.036
3	1'02.586	55.246	52.274	34.987	3'25.093	39,4	15:49'24.129
4	50.296	40.422	1'01.970	36.871	3'09.559	64,4	15:52'33.688
5	54.890	1'04.409	49.993	34.979	3'24.271	49,8	15:55'57.959
6	26.185	35.955	30.884	19.120	1'52.144	239,5	15:57'50.103
7	22.875	35.223	30.271	19.174	1'47.543	269,3	15:59'37.646
8	22.777	34.159	30.123	19.248	1'46.307	267,3	16:01'23.953
9	21.966	34.206	29.942	20.337	1'46.451	265,4	16:03'10.404
10	21.710	34.207	30.028	18.795	1'44.740	267,3	16:04'55.144
11	21.940	34.259	30.195	1'27.822	2'54.216P	267,3	16:07'49.360
Mattia Marchiante							
12	37.637	34.282	29.644	18.528	1'59.911P	177,3	16:09'49.271
13	21.692	33.625	29.253	18.584	1'43.154	265,4	16:11'32.425
14	21.502	33.676	29.070	18.608	1'42.856	264,1	16:13'15.281
15	21.604	33.634	29.148	18.453	1'42.839	265,4	16:14'58.120
16	21.492	33.709	29.212	18.825	1'43.238	266,7	16:16'41.358
17	21.555	34.031	29.473	18.591	1'43.650	267,3	16:18'25.008
18	22.038	36.345	29.193	18.672	1'46.248	268,0	16:20'11.256
19	21.566	33.957	29.367	18.614	1'43.504C	266,7	16:21'54.760
20	21.615	34.209	29.432	18.604	1'43.860	268,0	16:23'38.620
21	21.587	44.233	59.911	37.377	2'43.108	267,3	16:26'21.728
22	38.748	37.386	29.947	18.892	2'04.973	125,0	16:28'26.701

18 Star Performance (2'54.281)

Lap	Seg.1	Seg.2	Seg.3	Seg.4	Lap Time	km/h	Local Time
Michael Fischbaum							
1		1'11.280	1'03.813	33.168	3'32.298	142,7	15:43'15.000
2	35.879	39.803	57.201	41.398	2'54.281	161,9	15:46'09.281
3	1'14.394	42.187	51.981	35.801	3'24.363	25,1	15:49'33.644
Race Time 9'50.942							

19 VSR (1'42.507)

Lap	Seg.1	Seg.2	Seg.3	Seg.4	Lap Time	km/h	Local Time
Marcus Paverud							
1		1'08.435	1'02.112	1'16.599	3'56.958P	186,2	15:43'39.660
2	39.117	36.322	34.023	41.628	2'31.090P	177,6	15:46'10.750
3	1'13.489	42.333	52.122	35.907	3'23.851	26,1	15:49'34.601
4	1'04.367	35.587	50.877	37.464	3'08.295	38,6	15:52'42.896
5	53.849	1'03.668	48.074	32.368	3'17.959	56,1	15:56'00.855
6	24.644	35.528	31.034	18.928	1'50.134	252,3	15:57'50.989
7	22.525	35.863	30.748	19.211	1'48.347	274,1	15:59'39.336
8	23.392	34.528	29.727	18.756	1'46.403	267,3	16:01'25.739
9	21.479	34.057	29.483	19.085	1'44.104	274,1	16:03'09.843
10	21.479	33.819	29.399	1'21.718	2'46.415P	274,1	16:05'56.258
Paul Levett							
11	36.386	34.256	29.296	18.861	1'58.799P	182,7	16:07'55.057
12	21.729	34.184	29.379	18.699	1'43.991	270,7	16:09'39.048
13	21.534	33.727	29.038	18.597	1'42.896	271,4	16:11'21.944
14	21.755	33.756	28.883	18.443	1'42.837	266,7	16:13'04.781
15	21.401	33.720	28.903	18.483	1'42.507	270,7	16:14'47.288
16	21.379	34.180	29.852	18.745	1'44.156	273,4	16:16'31.444
17	21.492	34.161	29.504	18.780	1'43.937	271,4	16:18'15.381
18	22.366	34.816	29.665	19.195	1'46.042	274,1	16:20'01.423
19	21.913	34.897	29.576	18.930	1'45.316C	272,7	16:21'46.739
20	21.521	33.820	28.712	18.565	1'42.618	269,3	16:23'29.357
21	21.409	34.236	31.493	19.574	1'46.712	270,0	16:25'16.069
22	22.721	41.938	47.125	29.021	2'20.805	226,9	16:27'36.874
23	37.831	49.386	50.029	29.723	2'46.969	105,1	16:30'23.843
24	24.373	35.983	30.258	19.447	1'50.061	253,5	16:32'13.904
Race Time 52'31.202							

21 Spirit of Racing (1'43.108)

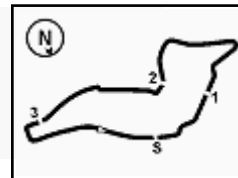
Lap	Seg.1	Seg.2	Seg.3	Seg.4	Lap Time	km/h	Local Time
Gino Forgiione							
1		1'14.219	1'03.425	33.841	3'30.939	163,4	15:43'13.641
2	32.867	41.943	57.557	41.415	2'53.782	169,3	15:46'07.423
3	59.939	55.849	52.147	36.267	3'24.202	45,1	15:49'31.625
4	50.135	39.131	1'02.443	37.593	3'09.302	52,4	15:52'40.927
5	53.619	1'04.407	48.712	32.438	3'19.176	58,4	15:56'00.103
6	26.676	36.148	30.638	18.839	1'52.301	229,8	15:57'52.404
7	22.746	35.661	31.534	19.076	1'49.017	270,7	15:59'41.421
8	22.568	35.693	30.563	1'30.530	2'59.354P	270,0	16:02'40.775
Michele Rugolo							
9	36.866	33.990	29.061	18.507	1'58.424P	180,9	16:04'39.199
10	21.591	34.260	30.034	18.536	1'44.421	270,0	16:06'23.620
11	21.532	34.294	29.465	18.591	1'43.882	271,4	16:08'07.502
12	21.553	34.283	29.314	18.494	1'43.644	270,0	16:09'51.146
13	22.574	35.012	29.782	18.719	1'46.087	268,0	16:11'37.233
14	21.970	33.741	29.119	18.398	1'43.228	266,0	16:13'20.461
15	21.394	34.181	29.266	18.428	1'43.269	269,3	16:15'03.730
16	21.418	33.799	29.593	18.714	1'43.524	268,0	16:16'47.254
17	21.544	34.208	29.241	18.541	1'43.534	268,0	16:18'30.788
18	21.409	33.817	29.269	18.613	1'43.108	269,3	16:20'13.896

25/04/2026

P = Pits In/Out - C = Lap Time Cancelled

Powered by FICr PERUGIA TIMING





ACI Racing Weekend Imola, 25-26 Aprile 2026

Campionato Italiano GT Sprint GT3 - Analisi Tempi Race 1

Imola Circuit 4.909 m

Start at 15:39'42.702

3 / 7

23	22.224	34.827	34.758	27.704	1'59.513	264,1	16:30'26.214
24	23.828	36.025	33.212	18.805	1'51.870	260,2	16:32'18.084
							1
							Race Time 52'35.382

Rafael Duran

194,6

Race Time 6.:07".2.8

34 Oregon Team							
Lap	Seg.1	Seg.2	Seg.3	Seg.4	Lap Time	km/h	Local Time
Artem Petrov							
1						215,1	
							Race Time 6.:07".2.8

51 Spirit of Racing (1'42.909)							
Lap	Seg.1	Seg.2	Seg.3	Seg.4	Lap Time	km/h	Local Time
Jef Machiels							
1						43.711	25.195
2	1'04.968	1'10.437	34.441	25.195	2'09.270	212,2	15:41'51.972
3	1'03.184	56.462	58.230	37.475	3'51.110	68,6	15:45'43.082
4	48.702	45.868	51.435	33.493	3'24.574	64,1	15:49'07.656
5	56.274	1'04.358	59.932	35.142	3'09.644	71,5	15:52'17.300
6	24.004	34.769	56.031	38.136	3'34.799	50,4	15:55'52.099
7	21.603	34.168	29.661	18.609	1'47.043	240,5	15:57'39.142
8	22.680	33.894	29.271	18.786	1'43.828	268,7	15:59'22.970
9	21.584	33.975	29.286	19.352	1'45.212	269,3	16:01'08.182
10	21.689	33.862	29.297	18.601	1'43.457	268,7	16:02'51.639
11	21.697	33.814	29.358	18.447	1'43.356	267,3	16:04'34.995
							2'53.416P
Francesco Braschi							
12	36.324	34.228	29.146	128.759	1'58.705P	180,0	16:09'27.116
13	21.483	34.631	29.464	18.689	1'44.231	266,7	16:11'11.347
14	21.542	33.890	29.517	18.600	1'43.017	268,0	16:12'54.364
15	21.498	33.949	29.047	18.538	1'43.017	266,7	16:14'37.684
16	21.595	33.896	29.290	18.583	1'43.320	266,7	16:16'20.826
17	21.495	33.964	29.110	18.541	1'43.142	265,4	16:18'04.180
18	21.527	33.932	29.267	18.628	1'43.354	266,7	16:19'47.260
19	21.500	33.793	29.146	18.475	1'43.080	266,7	16:21'30.169
20	21.496	33.970	29.061	18.555	1'42.909	266,7	16:23'13.370
21	21.659	34.017	29.267	18.468	1'43.201	266,0	16:25'01.093
22	28.805	47.680	32.674	19.373	1'47.723	266,0	16:27'32.915
23	36.923	50.301	46.750	28.587	2'31.822	202,2	16:30'22.964
24	23.385	36.661	51.068	31.757	2'50.049	114,8	16:32'11.781
							Race Time 52'29.079

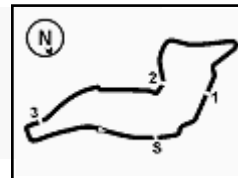
36 Oregon Team (1'44.218)							
Lap	Seg.1	Seg.2	Seg.3	Seg.4	Lap Time	km/h	Local Time
Guido Luchetti							
1		1'08.625	1'02.021	32.796	3'13.776	211,8	15:42'56.478
2	28.729	47.379	57.907	36.911	2'50.926	207,7	15:45'47.404
3	1'04.267	54.454	53.237	33.171	3'25.129	52,0	15:49'12.533
4	48.604	45.913	1'00.706	34.943	3'10.166	68,8	15:52'22.699
5	55.472	1'05.909	52.449	37.865	3'31.695	45,6	15:55'54.394
6	23.930	35.017	30.485	18.926	1'48.358	240,0	15:57'42.752
7	21.873	34.447	29.500	18.703	1'44.523	268,7	15:59'27.275
8	21.807	34.415	29.411	18.585	1'44.218	269,3	16:01'11.493
9	21.920	34.561	29.394	18.723	1'44.598	272,0	16:02'56.091
10	21.889	34.437	29.635	1'21.560	2'47.521P	268,0	16:05'43.612

Enzo Geraci							
Lap	Seg.1	Seg.2	Seg.3	Seg.4	Lap Time	km/h	Local Time
11	36.421	34.808	29.608	18.688	1'59.525P	182,1	16:07'43.137
12	22.100	34.773	29.587	19.165	1'45.625	265,4	16:09'28.762
13	21.716	34.437	29.635	18.723	1'44.511	268,0	16:11'13.273
14	21.688	34.407	30.201	18.600	1'44.896	268,7	16:12'58.169
15	21.758	34.555	29.893	18.709	1'44.915	266,7	16:14'43.084
16	21.791	35.894	29.966	18.902	1'46.553	266,7	16:16'29.637
17	21.985	35.225	29.549	18.826	1'45.585	267,3	16:18'15.222
18	22.286	34.722	29.842	19.057	1'45.907	269,3	16:20'01.129
19	21.924	34.942	29.541	20.061	1'46.468	266,7	16:21'47.597
20	22.114	35.242	29.714	18.763	1'45.833	266,0	16:23'33.430
21	21.936	38.581	36.449	20.012	1'56.978	266,7	16:25'30.408
22	25.009	35.591	39.494	29.074	2'09.168	218,6	16:27'39.576
23	37.987	49.100	48.786	29.133	2'45.006	106,4	16:30'24.582
24	23.725	36.144	31.017	19.178	1'50.064C	255,9	16:32'14.646
							Race Time 52'31.944

39 Target Racing (1'43.693)							
Lap	Seg.1	Seg.2	Seg.3	Seg.4	Lap Time	km/h	Local Time
Huilin Han							
1		1'14.507	1'03.089	33.165	3'27.946	194,6	15:43'10.648
2	32.989	43.146	57.695	40.324	2'54.154	160,2	15:46'04.802
3	1'00.500	56.060	52.392	35.093	3'24.045	37,4	15:49'28.847
4	50.934	39.028	1'03.057	36.290	3'09.309	63,7	15:52'38.156
5	54.284	1'05.019	48.238	33.264	3'20.805	51,5	15:55'58.961
6	25.801	35.676	30.939	19.125	1'51.541	244,9	15:57'50.502
7	22.593	35.902	32.858	18.733	1'50.086	275,5	15:59'40.588
8	22.668	35.460	30.589	18.961	1'47.678	272,7	16:01'28.266
9	21.933	35.135	30.517	1'28.024	2'55.609P	271,4	16:04'23.875
10	36.561	34.218	30.068	18.517	1'59.364P	180,9	16:06'23.239
11	21.724	34.162	29.472	18.576	1'43.934	268,7	16:08'07.173
12	21.718	34.180	29.278	18.517	1'43.693	268,7	16:09'50.866
13	22.131	34.064	29.572	18.691	1'44.458	267,3	16:11'35.324
14	21.845	34.375	29.576	18.547	1'44.343C	268,7	16:13'19.667
15	21.775	34.865	30.053	18.521	1'45.214	268,0	16:15'04.881
16	21.635	34.483	29.575	18.470	1'44.163	270,0	16:16'49.044
17	21.860	33.958	29.436	18.519	1'43.773	269,3	16:18'32.817
18	21.598	34.487	29.362	19.102	1'44.549	270,0	16:20'17.366
19	22.585	34.635	29.384	18.769	1'45.373	266,7	16:22'02.739
20	21.705	34.549	29.350	18.640	1'44.244	268,7	16:23'46.983
21	21.620	37.746	1'00.038	36.939	2'36.343	268,0	16:26'23.326
22	38.491	38.021	30.878	18.862	2'06.252	115,6	16:28'29.578
23	22.150	35.413	32.914	26.853	1'57.330	267,3	16:30'26.908
24	23.600	36.076	32.350	18.816	1'50.842	262,8	16:32'17.750
							Race Time 52'35.048

50 Spirit of Racing							
Lap	Seg.1	Seg.2	Seg.3	Seg.4	Lap Time	km/h	Local Time
Pedro Ebrahim							
1						43.786	34.411
2	1'04.610	1'10.758	34.411	25.229	2'08.679	213,0	15:41'51.381
3	1'03.250	56.460	58.219	37.317	3'50.904	68,1	15:45'42.285
4	48.583	45.750	51.521	33.714	3'24.945	72,3	15:49'07.230
5	55.900	1'04.759	59.869	35.400	3'09.602	67,4	15:52'16.832
							56.038
							3'34.983
							51,5
							15:55'51.815

52 Spirit of Racing (1'44.966)							
Lap	Seg.1	Seg.2	Seg.3	Seg.4	Lap Time	km/h	Local Time
Ziad Ghandour							
1		1'11.661	1'02.684	33.337	3'23.111	193,9	15:43'05.813
2	32.244	43.432	58.559	37.742	2'51.977	151,7	15:45'57.790
3	1'03.085	55.233	52.372	34.827	3'25.517	40,1	15:49'23.307
4	50.608	40.326	1'01.886	36.561	3'09.381	62,5	15:52'32.688
5	55.062	1'04.565	50.140	35.148	3'24.915	45,9	15:55'57.603
6	25.426	35.907	30.788	18.962	1'51.083	240,5	15:57'48.686
7	22.407	35.273	31.756	19.371	1'48.807	265,4	15:59'37.493
8	23.634	35.027	31.055	19.348	1'49.064	264,1	16:01'26.557
9	22.330	34.871	30.040	18.985	1'46.226	265,4	16:03'12.783
10	22.058	34.788	29.794	18.835	1'45.475	262,8	16:04'58.258
11	23.106	35.089	30.095	19.104	1'47.394	264,1	16:06'45.652
12	22.189	35.084	29.998	19.024	1'46.295	261,5	16:08'31.947
13	22.260	34.829	30.031	1'27.541	2'54.661P	260,2	16:11'26.608
14	36.898	34.663	29.731	18.854	2'00.146P	175,6	16:13'26.754
15	21.989	34.805	29.803	19.142	1'45.739	261,5	16:15'12.493
16	22.043	34.769	29.972	18.947	1'45.731	260,2	16:16'58.224
17	21.962	34.568	29.631	18.856	1'45.017	260,2	16:18'43.241
18	21.871	34.661	29.691	18.743	1'44.966	261,5	16:20'28.207



ACI Racing Weekend Imola, 25-26 Aprile 2026

Campionato Italiano GT Sprint GT3 - Analisi Tempi Race 1

Imola Circuit 4.909 m

Start at 15:39'42.702

4 / 7

6	23.788	34.488	29.483	18.570	1'46.329	242,7	15:57'38.144	19	21.449	34.655	29.168	18.627	1'43.899C	266,7	16:21'24.127
7	21.495	33.750	29.199	18.477	1'42.921	270,7	15:59'21.065	20	21.644	34.284	29.131	18.636	1'43.695C	266,7	16:23'07.822
8	21.339	33.809	29.064	18.466	1'42.678	270,7	16:01'03.743	21	21.756	34.197	31.640	20.794	1'48.387	266,7	16:24'56.209
9	21.293	33.773	29.029	18.609	1'42.704	271,4	16:02'46.447	22	32.093	48.339	46.589	28.689	2'35.710	241,6	16:27'31.919
10	21.358	33.868	29.100	18.485	1'42.811	270,7	16:04'29.258	23	36.811	50.384	51.152	32.089	2'50.436	126,5	16:30'22.355
11	21.290	34.127	29.132	18.532	1'43.081	271,4	16:06'12.339								
12	21.527	34.294	29.200	34.864	1'59.885P	270,7	16:08'12.224								Race Time 50'39.653

jasin Ferati

62 Double TT Racing (1'43.072)									
Lap	Seg.1	Seg.2	Seg.3	Seg.4	Lap Time	km/h	Local Time		
Gilles Renmans									
1		44.155	35.994	24.286	2'11.552	210,5	15:41'54.254		
2	1'05.269	1'11.305	58.070	36.993	3'51.637	56,0	15:45'45.891		
3	1'03.791	55.284	52.788	33.305	3'25.168	60,8	15:49'11.059		
4	48.674	46.207	59.913	35.708	3'10.502	70,6	15:52'21.561		
5	54.951	1'05.178	53.801	37.892	3'31.822	50,4	15:55'53.383		
6	23.998	34.610	30.708	18.826	1'48.142	240,5	15:57'41.525		
7	21.744	33.981	29.675	18.937	1'44.337	266,7	15:59'25.862		
8	21.921	33.820	29.462	19.742	1'44.945	267,3	16:01'10.807		
9	22.156	34.250	29.439	18.508	1'44.353	271,4	16:02'55.160		
10	21.649	33.739	29.297	1'26.686	2'51.371P	267,3	16:05'46.531		
Lorenzo Ferrari									
11	36.617	34.127	28.924	18.654	1'58.322CP	180,3	16:07'44.853		
12	22.240	34.048	29.318	18.801	1'44.407	267,3	16:09'29.260		
13	21.756	34.471	29.629	18.795	1'44.651C	270,7	16:11'13.911		
14	21.826	34.114	30.405	18.756	1'45.101C	270,7	16:12'59.012		
15	21.691	34.250	30.388	18.580	1'44.909	268,7	16:14'43.921		
16	21.551	34.905	29.186	19.013	1'44.655	268,7	16:16'28.576		
17	21.941	33.663	28.987	18.481	1'43.072	265,4	16:18'11.648		
18	21.485	33.752	29.074	18.627	1'42.938C	268,7	16:19'54.586		
19	21.981	33.930	29.039	18.548	1'43.498	266,0	16:21'38.084		
20	22.297	34.216	29.460	18.606	1'44.579	268,7	16:23'22.663		
21	21.538	33.894	33.750	19.508	1'48.690	268,7	16:25'11.353		
22	25.488	43.112	47.061	29.271	2'24.932	196,7	16:27'36.285		
23	37.765	49.058	50.370	30.316	2'47.509	104,2	16:30'23.794		
24	23.468	36.661	30.413	19.049	1'49.591	251,2	16:32'13.385		
Race Time 52'30.683									

57 Herberth Motorsport (1'41.640)

Lap	Seg.1	Seg.2	Seg.3	Seg.4	Lap Time	km/h	Local Time		
'Banky'									
1		1'10.843	1'02.197	32.974	3'19.153	185,2	15:43'01.855		
2	30.310	45.031	58.477	36.117	2'49.935	166,4	15:45'51.790		
3	1'04.536	55.794	52.297	33.837	3'26.464	42,2	15:49'18.254		
4	51.019	41.976	1'00.791	34.710	3'08.496	78,5	15:52'26.750		
5	55.658	1'06.019	51.344	36.146	3'29.167	26,2	15:55'55.917		
6	25.049	35.451	30.502	18.890	1'49.892	238,9	15:57'45.809		
7	22.438	35.668	30.487	18.860	1'47.453	267,3	15:59'33.262		
8	22.185	34.851	30.149	1'22.966	2'50.151P	266,0	16:02'23.413		
Harry King									
9	35.578	33.659	28.682	18.479	1'56.398P	181,2	16:04'19.811		
10	21.307	33.475	29.025	18.445	1'42.252	265,4	16:06'02.063		
11	21.578	34.477	28.538	18.439	1'43.032C	266,7	16:07'45.095		
12	21.629	33.831	29.091	18.461	1'43.012	271,4	16:09'28.107		
13	21.117	33.445	28.955	18.257	1'41.774	269,3	16:11'09.881		
14	21.218	33.513	28.602	18.400	1'41.733	267,3	16:12'51.614		
15	21.184	33.466	28.772	18.567	1'41.989C	268,7	16:14'33.603		
16	21.464	33.702	28.885	18.388	1'42.439	270,0	16:16'16.042		
17	21.146	33.458	28.627	18.409	1'41.640	268,0	16:17'57.682		
18	21.256	33.761	29.358	18.508	1'42.883	268,7	16:19'40.565		
19	21.424	33.735	28.710	18.441	1'42.310	269,3	16:21'22.875		
20	21.627	35.057	29.235	18.436	1'44.355	268,0	16:23'07.230		
21	21.331	34.356	29.508	19.869	1'45.064	269,3	16:24'52.294		
22	34.612	48.134	47.479	28.368	2'38.593	205,7	16:27'30.887		
23	36.727	50.305	51.667	32.676	2'51.375	152,1	16:30'22.262		
24	23.640	34.865	29.120	18.702	1'46.327	253,5	16:32'08.589		
Race Time 52'25.887									

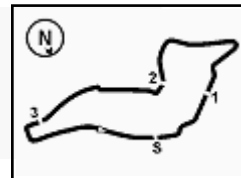
59 Raptor Engineering (1'42.796)

Lap	Seg.1	Seg.2	Seg.3	Seg.4	Lap Time	km/h	Local Time		
Dean MacDonald									
1		43.356	36.322	24.237	2'12.543	185,9	15:41'55.245		
2	1'05.127	1'11.394	57.994	37.093	3'51.608	48,4	15:45'46.853		
3	1'03.897	54.906	53.000	33.276	3'25.079	61,5	15:49'11.932		
4	48.578	46.032	1'00.188	35.454	3'10.252	74,7	15:52'22.184		
5	55.218	1'05.585	52.987	37.932	3'31.722	44,3	15:55'53.906		
6	23.808	34.711	29.782	18.729	1'47.030	240,5	15:57'40.936		
7	21.627	34.070	29.114	18.553	1'43.364	268,0	15:59'24.300		
8	21.735	34.471	29.093	18.809	1'44.108	268,0	16:01'08.408		
9	21.714	33.949	29.062	19.009	1'43.734	268,7	16:02'52.142		
10	21.610	33.841	29.260	18.799	1'43.510	268,0	16:04'35.652		
11	22.415	34.117	29.159	1'21.686	2'47.377P	268,0	16:07'23.029		
Riccardo Cazzaniga									
12	36.547	34.186	29.026	18.648	1'58.407P	179,4	16:09'21.436		
13	21.667	34.058	29.190	18.515	1'43.430	266,0	16:11'04.866		
14	21.555	33.949	28.977	18.636	1'43.117	268,0	16:12'47.983		
15	21.516	33.947	28.757	18.576	1'42.796	267,3	16:14'30.779		
16	21.485	33.956	29.061	18.524	1'43.026	266,0	16:16'13.805		
17	21.550	34.231	28.877	18.613	1'43.271	267,3	16:17'57.076		
18	21.417	33.996	29.121	18.618	1'43.152	265,4	16:19'40.228		

64 Antonelli Motorsport (1'42.657)

Lap	Seg.1	Seg.2	Seg.3	Seg.4	Lap Time	km/h	Local Time		
Georgi Dimitrov									
12	36.271	34.011	29.074	18.578	1'57.934P	182,1	16:09'12.406		
13	21.632	33.468	29.121	18.394	1'42.615	268,7	16:10'55.021		
14	21.254	33.400	28.786	18.261	1'41.701	268,7	16:12'36.722		
15	21.178	33.242	28.785	18.250	1'41.455	266,7	16:14'18.177		
16	21.140	33.682	29.039	18.237	1'42.098	268,0	16:16'00.275		
17	21.248	33.601	28.973	18.405	1'42.227	272,7	16:17'42.502		
18	21.324	33.601	29.274	18.436	1'42.635	268,7	16:19'25.137		
19	21.360	33.710	29.201	18.337	1'42.608	270,0	16:21'07.745		
20	21.344	33.648	29.315	18.439	1'42.746	271,4	16:22'50.491		
21	21.220	33.685	29.144	21.025	1'45.074	270,0	16:24'35.565		
22	45.553	49.051	49.108	28.220	2'51.932	137,2	16:27'27.497		
23	35.647	50.826	53.218	33.398	2'53.089	131,7	16:30'20.586		
24	22.416	34.014	29.496	18.629	1'44.555	248,8	16:32'05.141		
Race Time 52'22.439									





ACI Racing Weekend Imola, 25-26 Aprile 2026

Campionato Italiano GT Sprint GT3 - Analisi Tempi Race 1

Start at 15:39'42.702

Imola Circuit 4.909 m

5 / 7

Lap	Seg.1	Seg.2	Seg.3	Seg.4	Lap Time	km/h	Local Time	
Guy Albag								
1	43.909	34.877	25.231	2'10.302	212,6	15:41'53.004	5 56.339 1'04.989 50.578 35.670 3'27.576 39,4 15:55'56.970	
2	1'04.688	1'10.646	58.585	36.759	3'50.678	67,5 15:45'43.682	6 25.404 35.746 30.772 19.107 1'51.029 230,8 15:57'47.999	
3	1'03.495	56.299	51.767	33.490	3'25.051	65,9 15:49'08.733	7 22.331 35.078 30.930 19.083 1'47.422 267,3 15:59'35.421	
4	48.438	45.992	1'00.108	35.095	3'09.633	71,3 15:52'18.366	8 22.648 35.683 30.712 1'28.326 2'57.369P 264,7 16:02'32.790	
Stefano Gai								
5	55.795	1'04.601	55.670	37.972	3'34.038	42,6 15:55'52.404	9 36.383 34.246 30.256 18.812 1'59.697P 179,7 16:04'32.487	
6	23.812	34.944	29.905	18.869	1'47.530	240,5 15:57'39.934	10 21.722 34.178 29.312 18.540 1'43.752 267,3 16:06'16.239	
7	21.468	34.002	29.155	18.561	1'43.186	268,0 15:59'23.120	11 21.839 33.996 29.400 18.574 1'43.809 266,7 16:08'00.048	
8	24.807	34.585	29.197	19.187	1'47.776	271,4 16:01'10.896	12 21.935 34.042 29.347 18.547 1'43.871 267,3 16:09'43.919	
9	21.864	33.725	29.015	18.461	1'43.065	269,3 16:02'53.961	13 21.644 33.985 29.184 18.590 1'43.403 266,7 16:11'27.322	
10	21.454	33.803	29.546	18.725	1'43.528	268,0 16:04'37.489	14 21.731 34.660 29.479 18.852 1'44.722 268,7 16:13'12.044	
11	21.536	33.957	28.882	1'26.004	2'50.379P	266,7 16:07'27.868	15 21.782 34.210 29.334 18.729 1'44.055 266,7 16:14'56.099	
12	35.739	33.918	29.172	18.440	1'57.269P	181,8 16:09'25.137	16 21.754 34.348 29.207 18.740 1'44.049 268,7 16:16'40.148	
13	21.403	33.693	29.150	18.411	1'42.657	266,0 16:11'07.794	17 21.693 34.311 29.184 18.884 1'44.072 268,0 16:18'24.220	
14	21.409	33.695	29.150	18.471	1'42.725	266,0 16:12'50.519	18 22.517 34.460 30.523 18.625 1'46.125 268,0 16:20'10.345	
15	21.317	33.752	29.179	18.531	1'42.779	267,3 16:14'33.298	19 21.659 34.038 29.027 18.606 1'43.330C 266,0 16:21'53.675	
16	21.443	34.453	28.926	18.598	1'43.420	268,0 16:16'16.718	20 21.894 34.183 28.932 18.828 1'43.837 267,3 16:23'37.512	
17	21.553	33.788	29.449	18.665	1'43.455	269,3 16:18'00.173	21 21.771 43.966 1'00.337 37.003 2'43.077 267,3 16:26'20.589	
18	21.511	33.813	29.060	18.684	1'43.068	266,7 16:19'43.241	22 38.764 35.913 30.973 18.945 2'04.595 140,1 16:28'25.184	
19	21.523	33.911	28.966	18.479	1'42.879	268,0 16:21'26.120	23 22.527 35.019 35.382 27.627 2'00.555 260,2 16:30'25.739	
20	21.534	33.877	28.966	18.566	1'42.943	268,0 16:23'09.063	24 23.782 35.817 32.187 18.676 1'50.462 256,5 16:32'16.201	
21	21.339	34.074	31.820	20.454	1'47.687	267,3 16:24'56.750	Race Time 52'33.499	
22	32.349	47.873	46.903	28.436	2'35.561	215,1 16:27'32.311		
23	36.913	50.369	51.214	31.911	2'50.407	115,9 16:30'22.718		
24	23.250	35.648	29.752	18.837	1'47.487	252,3 16:32'10.205		
Race Time 52'27.503 + 1.629Pen								

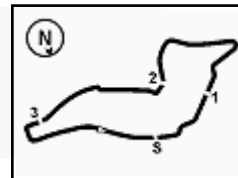
Lap	Seg.1	Seg.2	Seg.3	Seg.4	Lap Time	km/h	Local Time
66 VSR							
Ignazio Zanon							
1		53.704	49.729		212,2		Race Time 6.:07'.2.8

Lap	Seg.1	Seg.2	Seg.3	Seg.4	Lap Time	km/h	Local Time
68 DL Racing (1'43.926)							
Piergiacomo Randazzo							
1		1'11.411		33.083	3'20.190	210,5	15:43'02.892
2	30.411	44.915	58.496	37.033	2'50.855	190,1	15:45'53.747
3	1'04.032	55.388	52.424	33.745	3'25.589	44,4	15:49'19.336
4	50.702	42.186	1'00.591	35.600	3'09.079	78,1	15:52'28.415
5	56.074	1'05.044	50.945	36.009	3'28.072	37,2	15:55'56.487
6	25.250	35.330	31.384	18.985	1'50.949	240,5	15:57'47.436
7	22.210	35.015	30.353	18.962	1'46.540	267,3	15:59'33.976
8	22.430	34.926	30.240	1'23.622	2'51.218P	266,7	16:02'25.194
Stephane Tribaudini							
9	37.147	35.072	29.953	18.795	2'00.967P	176,2	16:04'26.161
10	22.199	34.309	29.720	18.788	1'45.016	266,0	16:06'11.177
11	22.435	35.180	29.667	18.638	1'45.920	265,4	16:07'57.097
12	21.803	34.568	29.466	18.447	1'44.284	266,7	16:09'41.381
13	21.947	34.439	29.561	18.705	1'44.652	268,0	16:11'26.033
14	22.375	34.320	29.475	18.521	1'44.691	268,0	16:13'10.724
15	21.811	34.026	29.506	18.583	1'43.926	266,7	16:14'54.650
16	21.900	34.113	29.584	18.562	1'44.159	268,0	16:16'38.809
17	21.837	34.015	29.563	18.703	1'44.118	267,3	16:18'22.927
18	21.850	34.218	29.583	18.731	1'44.382	268,0	16:20'07.309
19	21.765	34.222	29.608	18.634	1'44.229	266,7	16:21'51.538
20	21.709	34.128	29.552	18.661	1'44.050	268,0	16:23'35.588
21	22.515	43.617	1'00.371	37.296	2'43.799	267,3	16:26'19.387
22	37.998	36.610	30.992	19.000	2'04.600	126,5	16:28'23.987
23	22.508	34.526	35.928	28.311	2'01.273	262,8	16:30'25.260
24	23.750	35.740	31.512	18.935	1'49.937	257,1	16:32'15.197
Race Time 52'32.495							

Lap	Seg.1	Seg.2	Seg.3	Seg.4	Lap Time	km/h	Local Time
69 Spirit of Racing (1'43.403)							
Fabrizio Fontana							
1		1'11.053	1'02.180	33.047	3'20.840	191,5	15:43'03.542
2	32.561	43.352	58.428	36.822	2'51.163	137,4	15:45'54.705
3	1'04.051	55.326	52.504	33.672	3'25.553	43,3	15:49'20.258
4	51.036	41.472	1'01.060	35.568	3'09.136	86,4	15:52'29.394

Lap	Seg.1	Seg.2	Seg.3	Seg.4	Lap Time	km/h	Local Time
71 DL Racing (1'43.900)							
Miguel Garcia							
1		1'13.330	1'02.693	33.326	3'24.772	184,6	15:43'07.474
2	32.460	43.673	58.032	38.479	2'52.644	151,3	15:46'00.118
3	1'02.157	56.297	51.517	34.862	3'24.833	38,6	15:49'24.951
4	50.193	40.512	1'02.163	37.153	3'10.021	61,5	15:52'34.972
5	54.311	1'04.697	49.689	33.778	3'22.475	47,6	15:55'57.447
6	26.237	35.769	30.879	19.273	1'52.158	225,5	15:57'49.605
7	22.973	36.307	30.678	18.998	1'48.956	268,7	15:59'38.561
8	22.835	36.712	30.252	19.044	1'48.843	268,0	16:01'27.404
9	22.119	35.227	30.072	2'07.553	3'34.971P	266,7	16:05'02.375
Mehdi Bouarfa							
10	37.569	34.880	30.548	18.759	2'01.756P	177,6	16:07'04.131
11	21.866	34.572	29.969	18.587	1'44.994	264,7	16:08'49.125
12	21.773	34.366	29.822	18.596	1'44.557	266,7	16:10'33.682
13	21.822	34.536	29.648	18.725	1'44.731	266,7	16:12'18.413
14	21.669	34.089	29.612	18.530	1'43.900	264,7	16:14'02.313
15	21.735	34.240	29.800	18.651	1'44.426	265,4	16:15'46.739
16	21.722	34.091	29.689	18.650	1'44.152	264,7	16:17'30.891
17	21.761	34.515	29.616	18.519	1'44.411	264,1	16:19'15.302
18	21.666	34.273	29.581	18.671	1'44.191	266,7	16:20'59.493
19	21.763	34.290	29.778	18.625	1'44.456	265,4	16:22'43.949
20	21.658	34.077	29.773	22.170	1'47.678	265,4	16:24'31.627
21	32.373	36.152	31.259	19.709	1'59.493	134,2	16:26'31.120
22	35.390	39.473	32.707	19.388	2'06.958	110,8	16:28'38.078
23	22.718	35.826	30.608	21.969	1'51.121	258,4	16:30'29.199
24	22.951	35.849	33.837	19.130	1'51.767	260,2	16:32'20.966
Race Time 52'38.264							

Lap	Seg.1	Seg.2	Seg.3	Seg.4	Lap Time	km/h	Local Time
72 DL Racing (1'42.581)							
Franck Perera							
1		43.364	34.555	25.227	2'08.230	210,5	15:41'50.932
2	1'04.411	1'10.883	57.629	37.363	3'50.286	71,8	15:45'41.218
3	1'03.317	56.310	51.693	33.601	3'24.921	72,6	15:49'06.139
4	48.744	45.979	59.871	34.786	3'09.380	72,7	15:52'15.519
5	56.303	1'04.951	56.358	38.246	3'35.858	51,8	15:55'51.377
6	24.046	34.365	29.178	18.644	1'46.233	238,4	15:57'37.610
7	21.614	33.665	29.117	18.591	1'42.987	268,0	15:59'20.597
8	21.413	33.570	29.186	18.503	1'42.672	268,7	16:01'03.269
9	21.404	33.665	29.070	18.458	1'42.597	269,3	16:02'45.866
10	21.453	33.725	28.915	18.488	1'42.581	265,4	16:04'28.447
11	21.383	34.261	29.224	18.596	1'43.464	270,0	16:06'11.911
12	21.565	33.941	29.218	1'21.555	2'46.279P	268,0	16:08'58.190
Luca Segù							
13	36.314	34.182	29.023	18.727	1'58.246P	180,6	16:10'56.436



ACI Racing Weekend Imola, 25-26 Aprile 2026

Campionato Italiano GT Sprint GT3 - Analisi Tempi Race 1

Imola Circuit 4.909 m

Start at 15:39'42.702

6 / 7

14	21.585	34.046	29.036	18.545	1'43.212	266,7	16:12'39.648	24	23.316	34.578	29.417	18.733	1'46.044	252,3	16:32'07.783
15	21.574	33.839	29.083	18.622	1'43.118	267,3	16:14'22.766								
16	21.670	34.127	29.115	19.088	1'44.000C	268,7	16:16'06.766								
17	22.159	34.193	29.093	18.666	1'44.111	264,1	16:17'50.877								
18	21.722	33.975	29.106	18.514	1'43.317	266,7	16:19'34.194								
19	21.397	33.900	29.761	18.947	1'44.005C	266,0	16:21'18.199								
20	21.654	34.000	29.346	18.841	1'43.841C	265,4	16:23'02.040								
21	21.525	33.907	29.474	18.986	1'43.892	269,3	16:24'45.932								
22	37.746	48.555	48.481	28.186	2'42.968	194,6	16:27'28.900								
23	35.576	51.358	52.303	33.146	2'52.383	139,4	16:30'21.283								
24	23.274	34.332	29.282	18.797	1'45.685	243,8	16:32'06.968								
Race Time 52'24.266															

85 Imperiale Racing (1'42.806)

Lap	Seg.1	Seg.2	Seg.3	Seg.4	Lap Time	km/h	Local Time
Lautaro De La Iglesia							
1		1'09.589	1'02.362	32.830	3'16.651	182,7	15:42'59.353
2	29.178	46.272	58.855	36.513	2'50.818	151,7	15:45'50.171
3	1'04.127	54.651	53.123	33.925	3'25.826	50,9	15:49'15.997
4	47.610	45.808	1'00.877	34.904	3'09.199	66,8	15:52'25.196
5	55.462	1'06.236	51.743	36.829	3'30.270	36,1	15:55'55.466
6	24.326	35.343	30.140	18.924	1'48.733	240,5	15:57'44.199
7	21.817	34.240	29.885	18.651	1'44.593	265,4	15:59'28.792
8	21.945	34.322	29.921	1'21.805	2'47.993P	265,4	16:02'16.785

73 Antonelli Motorsport (1'43.903)

Lap	Seg.1	Seg.2	Seg.3	Seg.4	Lap Time	km/h	Local Time
Giuseppe Guirrerri							
1		1'09.636	1'02.434	32.977	3'17.469	206,5	15:43'00.171
2	29.555	45.935	58.728	36.297	2'50.515	155,4	15:45'50.686
3	1'04.580	54.403	53.604	33.915	3'26.502	51,1	15:49'17.188
4	48.561	44.365	1'01.205	34.653	3'08.784	71,2	15:52'25.972
5	55.669	1'05.935	51.551	36.650	3'29.805	32,7	15:55'55.777
6	24.460	35.288	30.161	19.078	1'48.987	240,0	15:57'44.764
7	22.111	34.514	29.532	18.890	1'45.047	262,8	15:59'29.811
8	23.468	34.328	29.600	18.756	1'46.152	262,8	16:01'15.963
9	21.823	34.364	29.669	1'30.606	2'56.462P	264,1	16:04'12.425
Federico Malvestiti							
10	36.922	36.197	29.706	18.788	2'01.613P	178,2	16:06'14.038
11	22.169	34.326	29.467	18.735	1'44.697	262,8	16:07'58.735
12	21.796	34.111	29.309	18.731	1'43.947	263,4	16:09'42.682
13	21.739	34.025	29.598	18.646	1'44.008	262,8	16:11'26.690
14	21.956	34.568	29.616	18.773	1'44.913	264,1	16:13'11.603
15	21.727	34.244	29.428	18.712	1'44.111	261,5	16:14'55.714
16	21.752	34.211	29.354	18.704	1'44.021	262,8	16:16'39.735
17	21.705	34.288	29.382	18.993	1'44.368	264,1	16:18'24.103
18	22.384	34.339	29.398	18.820	1'44.941	18,20	16:20'09.044
19	21.767	34.123	29.252	18.761	1'43.903	261,5	16:21'52.947
20	21.794	34.123	29.305	18.741	1'43.963	262,8	16:23'36.910
21	21.839	43.666	1'00.218	37.313	2'43.036	262,8	16:26'19.946
22	38.026	36.888	30.849	19.102	2'04.865	137,8	16:28'24.811
23	22.589	34.833	35.218	28.205	2'00.845	261,5	16:30'25.656
24	24.117	36.068	32.394	19.036	1'51.615	254,7	16:32'17.271
Race Time 52'34.569							

88 Tresor Attempto Racing (1'42.589)

Lap	Seg.1	Seg.2	Seg.3	Seg.4	Lap Time	km/h	Local Time
Alberto Clementi Pisani							
1		1'13.081	1'02.879	33.055	3'25.683	201,5	15:43'08.385
2	32.776	43.400	57.951	39.161	2'53.288	153,2	15:46'01.673
3	1'01.655	56.057	52.176	34.296	3'24.184	34,0	15:49'25.857
4	50.513	40.127	1'02.270	37.245	3'10.155	54,6	15:52'36.012
5	54.155	1'04.555	49.500	34.157	3'22.367	47,7	15:55'58.379
6	25.519	35.864	30.816	19.176	1'51.375	247,7	15:57'49.754
7	22.271	34.612	31.197	18.920	1'47.000C	272,0	15:59'36.754
8	21.786	34.820	29.428	18.595	1'44.629	269,3	16:01'21.383
9	21.769	34.667	29.310	18.718	1'44.464	270,0	16:03'05.847
10	21.801	33.907	29.218	1'28.674	2'53.600P	270,0	16:05'59.447

77 Faems Team (1'42.663)

Lap	Seg.1	Seg.2	Seg.3	Seg.4	Lap Time	km/h	Local Time
Ian Rodriguez							
1		43.697	35.444	24.793	2'10.804	208,9	15:41'53.506
2	1'04.962	1'11.279	57.998	36.945	3'51.184	63,8	15:45'44.690
3	1'04.210	55.172	52.315	33.879	3'25.576	64,3	15:49'10.266
4	48.748	46.233	59.212	36.199	3'10.392	70,9	15:52'20.658
5	55.026	1'04.536	54.682	37.911	3'32.155	46,2	15:55'52.813
6	23.621	34.985	29.848	18.925	1'47.379	243,8	15:57'40.192
7	21.541	34.163	29.167	18.504	1'43.375	272,7	15:59'23.567
8	22.229	34.055	29.060	18.773	1'44.117C	273,4	16:01'07.684
9	21.379	33.621	29.108	18.555	1'42.663	270,0	16:02'50.347
10	21.396	33.759	29.072	18.495	1'42.722	270,7	16:04'33.069
11	21.426	34.212	29.379	34.278	1'59.295P	273,4	16:06'32.364
Giuseppe Forenzi							
12	1'23.089	34.402	29.500	18.664	2'45.655P	182,1	16:09'18.019
13	21.502	34.228	29.263	18.589	1'43.582	270,0	16:11'01.601
14	21.363	33.923	29.064	18.559	1'42.909	269,3	16:12'44.510
15	21.409	33.881	29.089	18.530	1'42.909	270,7	16:14'27.419
16	21.417	33.888	29.172	18.593	1'43.070	271,4	16:16'10.489
17	21.777	34.020	29.120	18.606	1'43.523	270,0	16:17'54.012
18	21.388	33.938	29.111	19.165	1'43.602	272,0	16:19'37.614
19	21.638	33.974	29.142	18.507	1'43.261	272,7	16:21'20.875
20	21.616	34.269	29.237	18.596	1'43.718	272,0	16:23'04.593
21	21.406	33.905	30.560	21.055	1'46.926	269,3	16:24'51.519
22	34.726	47.721	48.266	28.073	2'38.786	210,5	16:27'30.305
23	36.845	50.311	51.592	32.686	2'51.434	159,8	16:30'21.739

99 Tresor Attempto Racing (1'42.246)

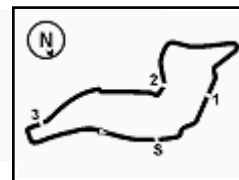
Lap	Seg.1	Seg.2	Seg.3	Seg.4	Lap Time	km/h	Local Time
Andrea Frassinetti							
1		1'14.460	1'03.504	33.335	3'31.416	155,8	15:43'14.118
2	33.043	42.370	57.430	41.306	2'54.149	169,8	15:46'08.267
3	1'00.233	55.472	52.157	36.542	3'24.404	43,5	15:49'32.671
4	50.178	38.610	1'02.812	37.281	3'08.881	40,8	15:52'41.552

25/04/2026

P = Pits In/Out - C = Lap Time Cancelled

Powered by FICR PERUGIA TIMING





Imola Circuit 4.909 m

7/7

ACI Racing Weekend Imola, 25-26 Aprile 2026

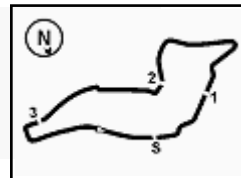
Campionato Italiano GT Sprint GT3 - Analisi Tempi Race 1

Start at 15:39'42.702

5	54.026	1'04.104	48.368	32.276	3'18.774	56,2	15:56'00.326
6	24.849	35.502	31.003	18.934	1'50.288	238,4	15:57'50.614
7	22.672	35.932	30.858	19.241	1'48.703	269,3	15:59'39.317
8	22.880	34.222	29.631	18.901	1'45.634	270,0	16:01'24.951
9	21.337	34.156	29.733	19.155	1'44.381	272,0	16:03'09.332
10	21.328	33.606	29.083	18.449	1'42.466	272,7	16:04'51.798
11	21.331	33.686	30.144	18.369	1'43.530	271,4	16:06'35.328
12	21.286	33.595	28.905	18.292	1'42.078C	270,7	16:08'17.406
13	21.172	33.542	29.161	1'23.333	2'47.208P	270,0	16:11'04.614
Alex Aka							
14	35.841	33.903	29.103	18.342	1'57.189P	182,7	16:13'01.803
15	21.364	33.532	29.053	18.440	1'42.389	270,0	16:14'44.192
16	21.644	36.767	29.774	18.368	1'46.553	275,5	16:16'30.745
17	21.299	34.117	28.993	18.396	1'42.805	272,0	16:18'13.550
18	21.339	33.731	28.714	18.462	1'42.246	272,0	16:19'55.796
19	21.358	33.748	29.006	18.424	1'42.536	272,7	16:21'38.332
20	21.850	34.078	29.138	18.387	1'43.453	274,1	16:23'21.785
21	21.458	33.971	32.811	20.286	1'48.526	269,3	16:25'10.311
22	25.551	43.693	46.853	28.670	2'24.767	186,9	16:27'35.078
23	37.604	49.627	50.729	30.599	2'48.559	95,3	16:30'23.637
24	23.282	36.303	29.710	18.960	1'48.255	256,5	16:32'11.892

Race Time 52'29.190





Imola Circuit 4.909 m

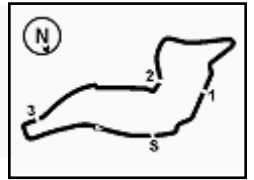
ACI Racing Weekend Imola, 25-26 Aprile 2026

Campionato Italiano GT Sprint GT3 - Pit Times Race 1

Start: 15:39'42.702 1: 16:00'42.702 / 16:10'42.702

No.	Entrant	Driver		Race Time	Local Time	Pit Time	Ref. Time	Difference	Penalty
7	BMW Italia Ceccato Racing	J.KLINGMANN	Pit IN	26'27.886	16:06'10.588				
		R.MARCIELLO	PIT OUT	27'48.035	16:07'30.737	1'20.149 (1)	1'20.000		
8	BMW Italia Ceccato Racing	A.MCINTOSH	Pit IN	24'56.851	16:04'39.553				
		P.THOMPSON	PIT OUT	26'17.715	16:06'00.417	1'20.864 (1)	1'20.000		
9	Tresor Attempto Racing	R.MAZZOLA	Pit IN	28'15.240	16:07'57.942				
		A.LEVI	PIT OUT	29'37.225	16:09'19.927	1'21.985 (1)	1'20.000		
12	Audi Sport Italia	G.GIRAUDI	Pit IN	28'42.511	16:08'25.213				
		J.LAMBRUGH	PIT OUT	30'07.800	16:09'50.502	1'25.289 (1)	1'20.000		
16	Stratia Motorsport	A.DENISOV	Pit IN	21'50.393	16:01'33.095				
		G.FASCICOLO	PIT OUT	23'14.423	16:02'57.125	1'24.030 (1)	1'20.000		
19	VSR	M.PAVERUD	Pit IN	3'13.192	15:42'55.894				
			Pit IN	3'21.217	15:43'03.919				
			PIT OUT	4'10.511	15:43'53.213	49.294			
		Pit IN	25'06.893	16:04'49.595					
		P.LEVET	PIT OUT	26'27.098	16:06'09.800	1'20.205 (1)	1'20.000		
21	Spirit of Racing	G.FORGIONE	Pit IN	21'44.236	16:01'26.938				
		M.RUGOLO	PIT OUT	23'11.905	16:02'54.607	1'27.669 (1)	1'25.000		
22	Tresor Attempto Racing	F.SCHOLZE	Pit IN	28'25.683	16:08'08.385				
		M.CASSARÀ	PIT OUT	29'52.192	16:09'34.894	1'26.509 (1)	1'20.000		
26	Easy Race	L.GORINI	Pit IN	26'54.440	16:06'37.142				
		M.MARCHIANTE	PIT OUT	28'20.869	16:08'03.571	1'26.429 (1)	1'25.000		
36	Oregon Team	G.LUCCHETTI	Pit IN	24'54.348	16:04'37.050				
		E.GERACI	PIT OUT	26'14.448	16:05'57.150	1'20.100 (1)	1'20.000		
39	Target Racing	H.HAN	Pit IN	23'28.789	16:03'11.491				
			PIT OUT	24'54.617	16:04'37.319	1'25.828 (1)	1'25.000		
51	Spirit of Racing	J.MACHIELS	Pit IN	26'32.062	16:06'14.764				
		F.BRASCHI	PIT OUT	27'59.209	16:07'41.911	1'27.147 (1)	1'25.000		
52	Spirit of Racing	Z.GHANDOUR	Pit IN	30'31.660	16:10'14.362				
			PIT OUT	31'57.480	16:11'40.182	1'25.820 (1)	1'25.000		
55	Nova Race	P.EBRAHIM	Pit IN	28'09.766	16:07'52.468				
		J.FERATI	PIT OUT	29'31.808	16:09'14.510	1'22.042 (1)	1'20.000		
57	Herberth Motorsport	'BANKCY'	Pit IN	21'33.723	16:01'16.425				
		H.KING	PIT OUT	22'54.217	16:02'36.919	1'20.494 (1)	1'20.000		
59	Raptor Engineering	D.MACDONALD	Pit IN	26'33.742	16:06'16.444				
		R.CAZZANIGA	PIT OUT	27'53.988	16:07'36.690	1'20.246 (1)	1'20.000		
62	Double TT Racing	G.RENMANS	Pit IN	24'51.886	16:04'34.588				
		L.FERRARI	PIT OUT	26'17.329	16:06'00.031	1'25.443 (1)	1'25.000		
63	VSR	S.RICCITELLI	Pit IN	26'25.225	16:06'07.927				
		G.DIMITROV	PIT OUT	27'45.526	16:07'28.228	1'20.301 (1)	1'20.000		
64	Antonelli Motorsport	G.ALBAG	Pit IN	26'34.139	16:06'16.841				
			PIT OUT	27'58.596	16:07'41.298	1'24.457 (1)	1'25.000	0.543	1.629
66	VSR	I.ZANON	Pit IN	3'31.221	15:43'13.923				
68	DL Racing	P.RANDAZZO	Pit IN	21'35.552	16:01'18.254				
		S.TRIBAUDINI	PIT OUT	22'56.045	16:02'38.747	1'20.493 (1)	1'20.000		
69	Spirit of Racing	F.FONTANA	Pit IN	21'37.768	16:01'20.470				
		S.GAI	PIT OUT	23'03.670	16:02'46.372	1'25.902 (1)	1'25.000		
71	DL Racing	M.GARCIA	Pit IN	23'27.706	16:03'10.408				
		M.BOUARFA	PIT OUT	25'33.219	16:05'15.921	2'05.513 (1)	1'25.000		





Imola Circuit 4.909 m

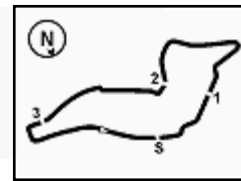
ACI Racing Weekend Imola, 25-26 Aprile 2026

Campionato Italiano GT Sprint GT3 - Pit Times Race 1

Start: 15:39'42.702 1: 16:00'42.702 / 16:10'42.702

No.	Entrant	Driver		Race Time	Local Time	Pit Time	Ref. Time	Difference	Penalty
72	DL Racing	F.PERERA	Pit IN	28'08.584	16:07'51.286				
		L.SEGÙ	PIT OUT	29'29.022	16:09'11.724	1'20.438 (1)	1'20.000		
73	Antonelli Motorsport	G.GUIRRERI	Pit IN	23'15.164	16:02'57.866				
		F.MALVESTITI	PIT OUT	24'43.139	16:04'25.841	1'27.975 (1)	1'25.000		
77	Faems Team	I.RODRIGUEZ	Pit IN	26'30.117	16:06'12.819				
		G.FORENZI	PIT OUT	27'50.075	16:07'32.777	1'19.958 (1)	1'20.000	0.042	0.126
85	Imperiale Racing	L.DE LA IGLESIA	Pit IN	21'27.522	16:01'10.224				
		P.DENES	PIT OUT	22'48.725	16:02'31.427	1'21.203 (1)	1'20.000		
88	Tresor Attempto Racing	A.CLEMENTI PISANI	Pit IN	25'03.062	16:04'45.764				
		A.DI FOLCO	PIT OUT	26'30.270	16:06'12.972	1'27.208 (1)	1'25.000		
99	Tresor Attempto Racing	A.FRASSINETI	Pit IN	30'13.571	16:09'56.273				
		A.AKA	PIT OUT	31'35.465	16:11'18.167	1'21.894 (1)	1'20.000		
18	Star Performance	M.FISCHBAUM							
23	Gino Scuderia	M.VILLADSEN							
34	Oregon Team	A.PETROV							
50	Spirit of Racing	R.DURAN							
82	Antonelli Motorsport	E.COLOMBINI							

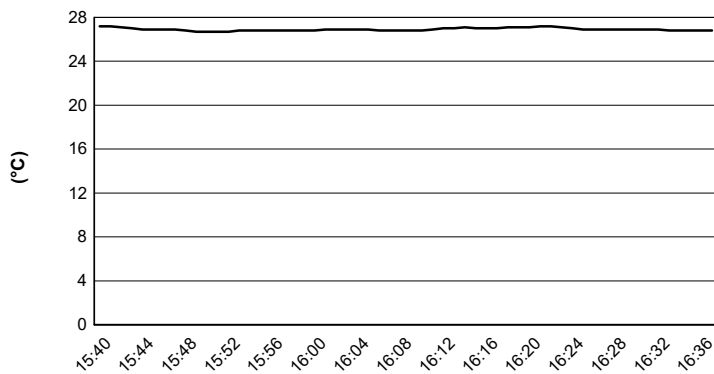




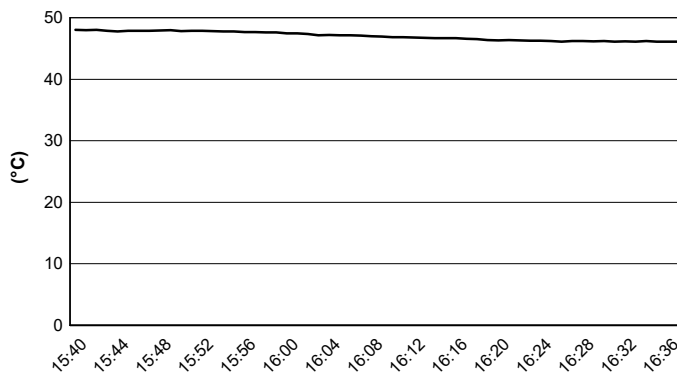
Imola Circuit 4.909 m

ACI Racing Weekend Imola, 25-26 Aprile 2026
Campionato Italiano GT Sprint GT3 - Meteo Race 1
 Session started 15:40 - Session ended 16:38

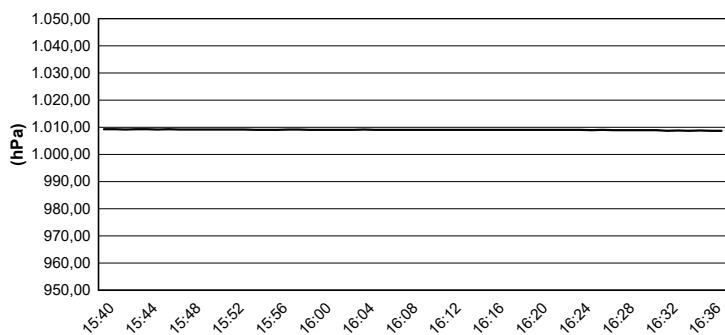
Air Temperature



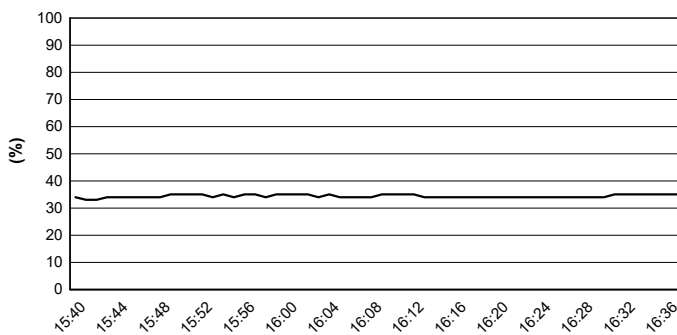
Track Temperature



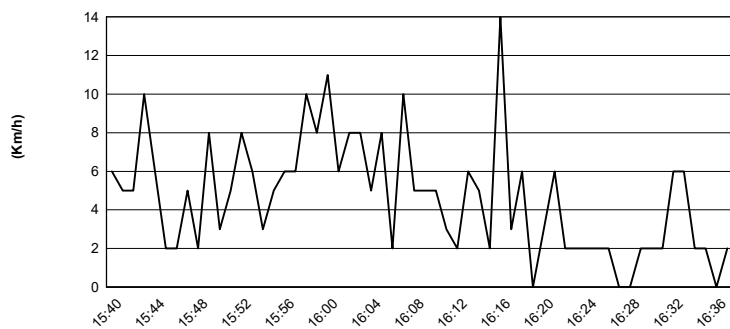
Air Pressure



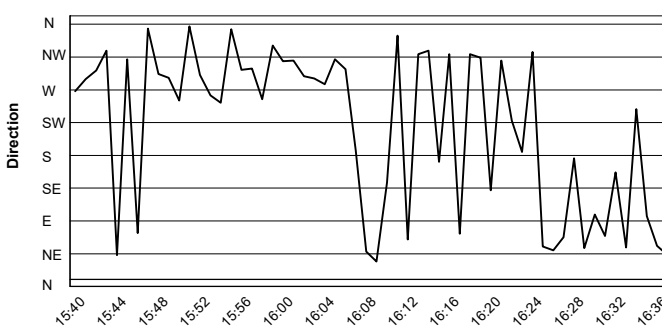
Humidity

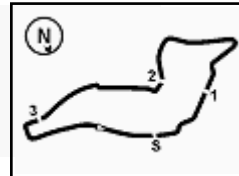


Wind Speed



Wind Direction





Imola Circuit 4.909 m

ACI Racing Weekend Imola, 25-26 Aprile 2026

Campionato Italiano GT Sprint GT3 - Griglia Gara 1 (Duration: 50' +1 Lap)

39	HAN H. Target Racing	Ferrari	99	FRASSINETI A. Tresor Attempto Racing	Audi	17
88	CLEMENTI PISANI Tresor Attempto Racing	Audi	18	FISCHBAUM M. Star Performance	Lamborghini 1'52.485	16
16	DENISOV A. Stratia Motorsport	Mercedes 1'47.809	52	GHANDOUR Z. Spirit of Racing	Ferrari 1'45.907	15
71	GARCIA M. DL Racing	Lamborghini 1'44.506	21	FORGIONE G. Spirit of Racing	Ferrari 1'44.377	14
26	GORINI L. Easy Race	Ferrari 1'44.127	12	GIRAUDI G. Audi Sport Italia	Audi 1'42.428	13
69	FONTANA F. Spirit of Racing	Ferrari 1'43.737	68	RANDAZZO P. DL Racing	Lamborghini 1'43.718	12
73	GUIRRERI G. Antonelli Motorsport	Mercedes 1'43.354	82	COLOMBINI E. Antonelli Motorsport	Mercedes 1'43.341	11
57	'BANKCY' Herberth Motorsport	Porsche 1'43.334	9	MAZZOLA R. Tresor Attempto Racing	Audi 1'43.246	10
19	PAVERUD M. VSR	Lamborghini 1'42.949	22	SCHOLZE F. Tresor Attempto Racing	Audi 1'42.824	9
85	DE LA IGLESIA L. Imperiale Racing	Lamborghini 1'42.748	23	VILLADSEN M. Gino Scuderia	BMW 1'42.699	8
8	MCINTOSH A. BMW Italia Ceccato Racing	BMW 1'42.665	34	PETROV A. Oregon Team	Lamborghini 1'42.510	7
66	ZANON I. VSR	Lamborghini 1'42.375	36	LUCHETTI G. Oregon Team	Lamborghini 1'42.341	6
50	DURAN R. Spirit of Racing	Ferrari 1'41.657	62	RENMANS G. Double TT Racing	Ferrari 1'41.515	5
59	MACDONALD D. Raptor Engineering	McLaren 1'41.485	51	MACHIELS J. Spirit of Racing	Ferrari 1'41.369	4
64	ALBAG G. Antonelli Motorsport	Mercedes 1'41.335	77	RODRIGUEZ I. FAEMS Team	BMW 1'41.286	3
55	EBRAHIM P. Nova Race	BMW 1'41.281	72	PERERA F. DL Racing	Lamborghini 1'41.057	2
7	KLINGMANN J. BMW Italia Ceccato Racing	BMW 1'41.015	63	RICCITELLI S. VSR	Lamborghini 1'40.797	1

Il conduttore n. 12 (Giraudi G.) è retrocesso di 2 posizioni per decisione n. 4 dei CC.SS.

