

01.-03. August 2025 / Nürburgring, 4638 m

DMSB Reg.-No.: R-15043/25

R12 - Masters Racing Legends 1966/1985 F1

Final Result Free Practice

Started: 20

Qualified: 19

Not Qualified: 1

Not Started: 0

Pos.	No.	Cl.	Entrant Team Driver, City, Nation, Licence	Car Sponsor-Card	Laps	Best time Interval	Average fasted lap GAP	time
1	7	Head	Cantillon Mike	Williams FW07C	8	1:37.181		171.811 kph 9:58:43
2	99	Head	Constable Jamie	Tyrrell 011	11	1:38.921 01.740	+01.740	168.789 kph 10:06:22
3	78	Head	Briggs Warren	McLaren M29	9	1:41.178 03.997	+02.257	165.024 kph 9:59:05
4	72	Head	Wrigley Matthew	Tyrrell 011	7	1:41.371 04.190	+00.193	164.710 kph 9:59:01
5	77	Head	Hartley Steve	McLaren MP4/1	8	1:41.528 04.347	+00.157	164.455 kph 9:57:16
6	41	Head	Toriba Yutaka	Williams FW07C	8	1:41.674 04.490	+00.143	164.224 kph 9:55:35
7	23	Head	E: Scott Sport Tyrrell Ken	Tyrrell 011	7	1:42.392 05.211	+00.721	163.067 kph 9:55:31
8	29	Lauda	Leone Valerio	Arrows A6	8	1:42.519 05.338	+00.127	162.865 kph 10:00:58
9	21	Fittipal	Werner Maximilian	Hesketh 308C	6	1:42.852 05.671	+00.333	162.338 kph 9:55:26
10	12	Head	Brooks Steve, Int. B 6405	Lotus 91	8	1:43.336 06.155	+00.484	161.578 kph 9:57:31
11	2	Lauda	Hagan James	Tyrrell 011B	5	1:43.895 06.714	+00.559	160.708 kph 9:57:55
12	34	Head	Gore Dan	Tyrrell 010	4	1:46.388 09.207	+02.493	156.943 kph 9:57:12
13	31	Fittipal	F: Simon Ayliff Classics Williams Peter	LEC CRP1	7	1:48.580 11.399	+02.192	153.774 kph 9:57:51
14	57	Fittipal	Bullock Martin	Williams FW06	8	1:49.427 12.246	+00.847	152.584 kph 9:59:39
15	10	Fittipal	Spiers John	March 761	8	1:49.970 12.789	+00.543	151.830 kph 9:59:55
16	79	Lauda	Bruckner Arthur	Arrows A6	7	1:58.301 21.120	+08.331	141.138 kph 10:00:26
17	50	Head	Ferrari Bruno	Merzario F1A3	8	1:58.751 21.570	+00.450	140.603 kph 10:02:27
18	18	Head	Chahwan Alejandro	March 811	7	2:01.423 24.242	+02.672	137.509 kph 9:54:18
19	39	Fittipal	Fulton Stanley	Penske PC3	6	2:05.570 28.389	+04.147	132.968 kph 9:59:20
DNQ	37	Head	Holtzman Jonathan	Lotus 87B	0	00.000		9:36:39

Steward: Marc van Geel	Steward: Jürgen Juschkat	Steward: Peter Brings	Publication Time: 1.8.2025
-------------------------------	---------------------------------	------------------------------	-------------------------------

DNC = Did not classify | DNS = Did not start | DNQ = Did not qualify | DSQ = Disqualification



R12 - Masters Racing Legends 1966/1985 F1

Lap by Lap Free Practice

No	Entrant	Driver													
2		Hagan James													
1:54.471	1	1:46.164	2	1:43.895	3	1:51.204	4	2:25.353	pit						
7		Cantillon Mike													
1:47.472	1	2:53.208	2	11:01.099	3	1:49.113	4	1:38.955	5	1:39.907	6	1:37.181	7	2:10.084	pit
10		Spiers John													
2:05.743	1	3:06.055	pit	10:25.428	3	1:57.951	4	1:54.483	5	1:51.896	6	1:49.970	7	2:25.881	pit
11		Toriba Yutaka													
1:48.307	1	2:52.870	pit	11:10.324	3	1:44.791	4	1:41.671	5	1:48.974	6	1:59.418	7	2:23.278	pit
12		Brooks Steve													
1:50.265	1	3:12.372	pit	10:34.669	3	1:47.767	4	1:46.423	5	1:43.336	6	1:44.534	7	2:10.797	pit
18		Chahwan Alejandro													
2:10.788	1	2:50.766	pit	10:29.534	3	2:01.423	4	2:08.238	pit	4:01.898	6	2:15.572	pit		
21		Werner Maximilian													
1:48.514	1	2:56.110	pit	10:54.984	3	1:45.226	4	1:42.852	5	2:01.480	pit				
23	Scott Sport	Tyrrell Ken													
1:48.882	1	2:45.743	pit	10:59.799	3	1:43.051	4	1:42.392	5	1:42.727	6	9:30.084	pit		
29		Leone Valerio													
5:45.423	pit	9:36.944	2	1:50.939	3	1:47.879	4	1:43.788	5	1:43.157	6	1:42.519	7	2:09.974	pit
31	Simon Ayliff Classics	Williams Peter													
2:16.982	1	3:38.109	2	9:34.393	3	3:48.851	4	1:48.580	5	1:50.476	6	2:36.200	pit		
34		Gore Dan													
1:48.711	1	1:46.388	2	1:47.681	3	2:02.137	pit								
39		Fulton Stanley													
2:33.566	pit	13:11.122	2	2:10.912	3	2:08.239	4	2:05.570	5	2:18.255	pit				
50		Ferrari Bruno													
2:16.239	1	3:31.028	pit	10:00.046	3	2:00.762	4	2:27.756	pit	3:18.500	6	1:58.751	7	2:27.224	pit
57		Bullock Martin													
2:14.468	1	4:18.637	pit	8:33.875	3	1:52.943	4	1:51.705	5	1:49.589	6	1:49.427	7	2:17.239	pit
72		Wrigley Matthew													
15:24.774	1	1:56.357	2	1:44.663	3	1:41.659	4	1:41.371	5	1:44.199	6	2:09.416	pit		
77		Hartley Steve													
1:48.527	1	2:54.109	pit	11:08.939	3	1:43.261	4	1:42.566	5	1:41.528	6	1:42.364	7	1:59.278	pit
78		Briggs Warren													
1:50.176	1	2:53.277	pit	10:56.050	3	1:48.270	4	1:42.941	5	1:42.239	6	1:41.178	7	1:41.209	8
2:02.355	pit														
79		Bruckner Arthur													
2:24.525	pit	12:51.930	2	2:17.555	3	1:58.528	4	2:02.767	5	1:58.301	6	2:14.557	pit		
99		Constable Jamie													
1:59.514	pit	13:25.084	2	1:43.168	3	1:41.174	4	1:41.653	5	1:40.903	6	1:41.740	7	1:39.622	8
1:39.183	9	1:38.921	10												

R12 - Masters Racing Legends 1966/1985 F1

Provisional Result Free Practice by class

Pos	No.	Cl.	Entrant Team Driver, City, Nation, Licence	Car Sponsor-Card	Laps	Best time Interval	Average fasted lap GAP	time
-----	-----	-----	---	---------------------	------	-----------------------	---------------------------	------

Class: Fittipaldi

Started: 5 Qualified: 5 Not Qualified: 0 Not Started: 0

1	21	Fittipaldi	Fittipaldi	Hesketh 308C	6	1:42.852		162.338 kph 9:55:26
2	31	Fittipaldi	E: Simon Ayliff Classics Williams Peter	LEC CRP1	7	1:48.580 +05.728	+05.728	153.774 kph 9:57:51
3	57	Fittipaldi	Bullock Martin	Williams FW06	8	1:49.427 +06.575	+00.847	152.584 kph 9:59:39
4	10	Fittipaldi	Spiers John	March 761	8	1:49.970 +07.118	+00.543	151.830 kph 9:59:55
5	39	Fittipaldi	Fulton Stanley	Penske PC3	6	2:05.570 +22.718	+15.600	132.968 kph 9:59:20

Class: Head

Started: 12 Qualified: 11 Not Qualified: 1 Not Started: 0

1	7	Head	Cantillon Mike	Williams FW07C	8	1:37.181		171.811 kph 9:58:43
2	99	Head	Constable Jamie	Tyrrell 011	10	1:38.921 +01.740	+01.740	168.789 kph 10:06:22
3	78	Head	Briggs Warren	McLaren M29	9	1:41.178 +03.997	+02.257	165.024 kph 9:59:05
4	72	Head	Wrigley Matthew	Tyrrell 011	7	1:41.371 +04.190	+00.193	164.710 kph 9:59:01
5	77	Head	Hartley Steve	McLaren MP4/1	8	1:41.528 +04.347	+00.157	164.455 kph 9:57:16
6	11	Head	Toriba Yutaka	Williams FW07C	8	1:41.671 +04.490	+00.143	164.224 kph 9:55:35
7	23	Head	E: Scott Sport Tyrrell Ken	Tyrrell 011	7	1:42.392 +05.211	+00.721	163.067 kph 9:55:31
8	12	Head	Brooks Steve, Int. B 6405	Lotus 91	8	1:43.336 +06.155	+00.944	161.578 kph 9:57:31
9	34	Head	Gore Dan	Tyrrell 010	4	1:46.388 +09.207	+03.052	156.943 kph 9:57:12
10	50	Head	Ferrari Bruno	Merzario F1A3	8	1:58.751 +21.570	+12.363	140.603 kph 10:02:27
11	18	Head	Chahwan Alejandro	March 811	7	2:01.423 +24.242	+02.672	137.509 kph 9:54:18

DNQ

37	Head	Holtzman Jonathan	Lotus 87B	0	00.000			9:36:39
----	------	-------------------	-----------	---	---------------	--	--	---------

Class: Lauda

Started: 3 Qualified: 3 Not Qualified: 0 Not Started: 0

1	29	Lauda	Leone Valerio	Arrows A6	8	1:42.519		162.865 kph 10:00:58
2	2	Lauda	Hagan James	Tyrrell 011B	5	1:43.895 +01.376	+01.376	160.708 kph 9:57:55

#99, #18 - under investigation - overtaking under red flag

52. Belmot-Oldtimer-Grand-Prix 2025

Veranstaltergemeinschaft Historic Race Events GmbH und
 C.H.R.S.N. Sport GmbH, Emsstr. 6, 49134 Wallenhorst

01.-03. August 2025 / Nürburgring, 4638 m


DMSB Reg.-No.: R-15043/25

R12 - Masters Racing Legends 1966/1985 F1

Provisional Result Free Practice by class

Pos	No.	Cl.	Entrant Team Driver, City, Nation, Licence	Car Sponsor-Card	Laps	Best time Interval	Average fasted lap GAP	time
3	79	Lauda	Bruckner Arthur	Arrows A6	7	1:58.301 +15.782	+14.406	141.138 kph 10:00:26

#99, #18 - under investigation - overtaking under red flag

Race Director:	Chief Timekeeper:  Thomas Kröner	Publication Time: 1.8.2025
-----------------------	--	--

DNC = Did not classify | DNS = Did not start | DNQ = Did not qualify | DSQ = Disqualification

Subject to final scrutineering!



R12 - Masters Racing Legends 1966/1985 F1 Provisional Result Free Practice

Started: 20


Qualified: 19

Not Qualified: 1

Not Started: 0

Pos.	No.	Cl.	Entrant Team Driver, City, Nation, Licence	Car Sponsor-Card	Laps	Best time Interval	Average fasted lap GAP	time
1	7	Head	Cantillon Mike	Williams FW07C	8	1:37.181		171.811 kph 9:58:43
2	99	Head	Constable Jamie	Tyrrell 011	10	1:38.921		168.789 kph
3	78	Head	Briggs Warren	McLaren M29	9	1:41.178	+01.740	10:06:22 165.024 kph
4	72	Head	Wrigley Matthew	Tyrrell 011	7	1:41.371	+02.257	9:59:05 164.710 kph
5	77	Head	Hartley Steve	McLaren MP4/1	8	1:41.528	+00.193	9:59:01 164.455 kph
6	11	Head	Toriba Yutaka	Williams FW07C	8	1:41.671	+00.157	9:57:16 164.224 kph
7	23	Head	E: Scott Sport Tyrrell Ken	Tyrrell 011	7	1:42.392	+00.143	9:55:35 163.067 kph
8	29	Lauda	Leone Valerio	Arrows A6	8	1:42.519	+00.721	9:55:31 162.865 kph
9	21	Fittipal	Werner Maximilian	Hesketh 308C	6	1:42.852	+00.127	10:00:58 162.338 kph
10	12	Head	Brooks Steve, Int. B 6405	Lotus 91	8	1:43.336	+00.333	9:55:26 161.578 kph
11	2	Lauda	Hagan James	Tyrrell 011B	5	1:43.895	+00.484	9:57:31 160.708 kph
12	34	Head	Gore Dan	Tyrrell 010	4	1:46.388	+00.559	9:57:55 156.943 kph
13	31	Fittipal	E: Simon Ayliff Classics Williams Peter	LEC CRP1	7	1:48.580	+02.493	9:57:12 153.774 kph
14	57	Fittipal	Bullock Martin	Williams FW06	8	1:49.427	+02.192	9:57:51 152.584 kph
15	10	Fittipal	Spiers John	March 761	8	1:49.970	+00.847	9:59:39 151.830 kph
16	79	Lauda	Bruckner Arthur	Arrows A6	7	1:58.301	+00.543	9:59:55 141.138 kph
17	50	Head	Ferrari Bruno	Merzario F1A3	8	1:58.751	+08.331	10:00:26 140.603 kph
18	18	Head	Chahwan Alejandro	March 811	7	2:01.423	+00.450	10:02:27 137.509 kph
19	39	Fittipal	Fulton Stanley	Penske PC3	6	2:05.570	+02.672	9:54:18 132.968 kph
DNQ	37	Head	Holtzman Jonathan	Lotus 87B	0	00.000	+04.147	9:59:20 9:36:39

#99, #18 - under investigation - overtaking under red flag

Race Director:	Chief Timekeeper:  Thomas Kröner	Publication Time: 1.8.2025
----------------	---	-------------------------------

DNC = Did not classify | DNS = Did not start | DNQ = Did not qualify | DSQ = Disqualification

Subject to final scrutineering!



R12 - Masters Racing Legends 1966/1985 F1

Sector-Times Free Practice

2 Hagan

theoretical besttime: 1:43.363

Lap	Time	S1	S2	S3	Lap	Time	S1	S2	S3
1	1:54.471	44.576	47.084	22.811	4	1:51.204	40.999	44.611	25.594
2	1:46.164	42.256	44.380	19.528	5	2:25.353	43.044	59.161	
3	1:43.895	41.531	43.446	18.918					

7 Cantillon

theoretical besttime:

Lap	Time	S1	S2	S3	Lap	Time	S1	S2	S3
1	1:47.472				5	1:38.955			
2	2:53.208				6	1:39.907			
3	11:01.099				7	1:37.181			
4	1:49.113				8	2:10.084			

10 Spiers

theoretical besttime: 1:49.970

Lap	Time	S1	S2	S3	Lap	Time	S1	S2	S3
1	2:05.743	51.235	51.513	22.995	5	1:54.483	45.409	48.034	21.040
2	3:06.055	1:09.717	1:16.262		6	1:51.896	44.791	46.853	20.252
3	10:25.428	9:14.347	49.158	21.923	7	1:49.970	43.978	45.922	20.070
4	1:57.951	48.089	48.191	21.671	8	2:25.881	43.991	54.253	

11 Toriba

theoretical besttime: 1:40.075

Lap	Time	S1	S2	S3	Lap	Time	S1	S2	S3
1	1:48.307	44.663	43.223	20.421	5	1:41.671	40.344	42.464	18.863
2	2:52.870	42.151	1:20.246		6	1:48.974	49.243	40.966	18.765
3	11:10.324	9:58.163	50.019	22.142	7	1:59.418	44.869	52.363	22.186
4	1:44.791	42.952	42.591	19.248	8	2:23.278	1:02.233	48.135	

12 Brooks

theoretical besttime: 1:43.336

Lap	Time	S1	S2	S3	Lap	Time	S1	S2	S3
1	1:50.265	44.641	44.485	21.139	5	1:46.423	42.654	44.173	19.596
2	3:12.372	1:06.274	1:21.350		6	1:43.336	41.297	42.892	19.147
3	10:34.669	9:23.626	49.705	21.338	7	1:44.534	41.424	43.874	19.236
4	1:47.767	43.659	43.541	20.567	8	2:10.797	48.452	46.990	

18 Chahwan

theoretical besttime: 1:59.512

Lap	Time	S1	S2	S3	Lap	Time	S1	S2	S3
1	2:10.788	55.246	50.611	24.931	5	2:08.238	47.884	48.428	
2	2:50.766	1:03.671	1:04.990		6	4:01.898	2:46.382	51.590	23.926
3	10:29.534	9:10.454	54.836	24.244	7	2:15.572	48.749	51.764	
4	2:01.423	48.156	50.067	23.200					

21 Werner

theoretical besttime: 1:42.852

Lap	Time	S1	S2	S3	Lap	Time	S1	S2	S3
1	1:48.514	44.215	44.379	19.920	4	1:45.226	43.227	42.857	19.142
2	2:56.110	43.157	1:19.537		5	1:42.852	41.243	42.616	18.993
3	10:54.984	9:50.551	43.772	20.661	6	2:01.480	45.830	48.595	

R12 - Masters Racing Legends 1966/1985 F1

Sector-Times Free Practice

23 Tyrrell

theoretical besttime: 1:41.946

Lap	Time	S1	S2	S3	Lap	Time	S1	S2	S3
1	1:48.882	44.151	44.149	20.582	5	1:42.392	40.589	42.558	19.245
2	2:45.743	42.213	1:09.374		6	1:42.727	40.743	42.112	19.872
3	10:59.799	9:52.002	47.897	19.900	7	9:30.084	41.373	7:22.682	
4	1:43.051	41.173	42.461	19.417					

29 Leone

theoretical besttime: 1:42.094

Lap	Time	S1	S2	S3	Lap	Time	S1	S2	S3
2	5:45.423	3:38.298	1:27.210		6	1:43.788	41.518	43.174	19.096
3	9:36.944	8:24.650	49.852	22.442	7	1:43.157	41.454	42.854	18.849
4	1:50.939	44.232	46.071	20.636	8	1:42.519	40.830	42.415	19.274
5	1:47.879	42.501	45.708	19.670	9	2:09.974	47.965	49.080	

31 Williams

theoretical besttime:

Lap	Time	S1	S2	S3	Lap	Time	S1	S2	S3
1	2:16.982				5	1:48.580			
2	3:38.109				6	1:50.476			
3	9:34.393				7	2:36.200			
4	3:48.851								

34 Gore

theoretical besttime: 1:46.154

Lap	Time	S1	S2	S3	Lap	Time	S1	S2	S3
1	1:48.711	43.911	44.665	20.135	3	1:47.681	43.620	43.782	20.279
2	1:46.388	42.458	43.561	20.369	4	2:02.137	44.267	44.287	

39 Fulton

theoretical besttime: 2:05.060

Lap	Time	S1	S2	S3	Lap	Time	S1	S2	S3
1	2:33.566	55.748	56.170		4	2:08.239	49.582	55.266	23.391
2	13:11.122	11:48	57.833	24.651	5	2:05.570	49.073	52.596	23.901
3	2:10.912	51.915	55.125	23.872	6	2:18.255	50.448	52.672	

50 Ferrari

theoretical besttime: 1:58.105

Lap	Time	S1	S2	S3	Lap	Time	S1	S2	S3
1	2:16.239	52.854	55.236	28.149	5	2:27.756	54.821	53.755	
2	3:31.028	1:18.393	1:27.411		6	3:18.500	1:59.928	56.213	22.359
3	10:00.046	8:45.333	51.504	23.209	7	1:58.751	47.124	50.129	21.498
4	2:00.762	47.482	49.483	23.797	8	2:27.224	50.362	52.974	

57 Bullock

theoretical besttime: 1:48.959

Lap	Time	S1	S2	S3	Lap	Time	S1	S2	S3
1	2:14.468	53.516	54.565	26.387	5	1:51.705	43.836	47.268	20.601
2	4:18.637	1:40.384	1:46.297		6	1:49.589	43.217	46.179	20.193
3	8:33.875	7:19.948	51.547	22.380	7	1:49.427	42.677	46.647	20.103
4	1:52.943	44.615	47.437	20.891	8	2:17.239	49.410	50.032	

72 Wrigley

theoretical besttime: 1:41.323

Lap	Time	S1	S2	S3	Lap	Time	S1	S2	S3
2	15:24.774	14:15	47.496	21.581	6	1:41.371	40.816	41.846	18.709
3	1:56.357	45.454	50.127	20.776	7	1:44.199	42.023	42.418	19.758
4	1:44.663	42.144	43.378	19.141	8	2:09.416	48.682	48.214	
5	1:41.659	40.768	42.139	18.752					

R12 - Masters Racing Legends 1966/1985 F1

Sector-Times Free Practice

77 Hartley

theoretical besttime: 1:41.474

Lap	Time	S1	S2	S3	Lap	Time	S1	S2	S3
1	1:48.527	44.655	44.147	19.725	5	1:42.566	41.030	42.609	18.927
2	2:54.109	42.463	1:20.030		6	1:41.528	40.400	42.305	18.823
3	11:08.939	10.00	48.280	20.233	7	1:42.364	41.007	42.339	19.018
4	1:43.261	41.751	42.741	18.769	8	1:59.278	41.320	43.558	

78 Briggs

theoretical besttime: 1:40.913

Lap	Time	S1	S2	S3	Lap	Time	S1	S2	S3
1	1:50.176	45.400	44.325	20.451	6	1:42.239	40.986	42.291	18.962
2	2:53.277	54.560	1:12.802		7	1:41.178	40.128	42.321	18.729
3	10:56.050	9:46.177	49.561	20.312	8	1:41.209	39.893	42.503	18.813
4	1:48.270	44.148	44.821	19.301	9	2:02.355	40.162	43.358	
5	1:42.941	41.753	42.337	18.851					

79 Bruckner

theoretical besttime: 1:56.471

Lap	Time	S1	S2	S3	Lap	Time	S1	S2	S3
1	2:24.525	53.730	55.676		5	2:02.767	50.128	50.401	22.238
2	12:51.930	11:37	51.364	23.032	6	1:58.301	46.168	50.334	21.799
3	2:17.555	1:06.304	49.068	22.183	7	2:14.557	49.190	51.449	
4	1:58.528	45.604	50.840	22.084					

99 Constable

theoretical besttime: 1:38.921

Lap	Time	S1	S2	S3	Lap	Time	S1	S2	S3
1	1:59.514	43.426	44.967		7	1:41.740	40.786	41.911	19.043
2	13:25.084	12:21	43.553	19.945	8	1:39.622	39.876	41.517	18.229
3	1:43.168	40.838	42.776	19.554	9	1:39.183	39.610	41.465	18.108
4	1:41.174	40.381	42.152	18.641	10	1:38.921	39.435	41.431	18.055
5	1:41.653	39.660	43.708	18.285	11	2:37.640	57.059	1:02.279	
6	1:40.903	39.600	41.977	19.326					

R12 - Masters Racing Legends 1966/1985 F1

Approved List to Qualify

No	Competitor, Name, Licence	Class	Car
78	Briggs Warren	Head	McLaren M29
79	Bruckner Arthur	Lauda	Arrows A6
99	Constable Jamie	Head	Tyrrell 011

FIA Steward: <i>13:50</i> Marc van Geel	FIA Steward: Jürgen Juschat	ASN Steward: Peter Brings	Chief Timekeeper: Thomas Kröner	Publication Time: 1.8.2025
--	------------------------------------	----------------------------------	--	-----------------------------------

R12 - Masters Racing Legends 1966/1985 F1

Final Result Qualifying

Started: 20

Qualified: 20

Not Qualified: 0

Not Started: 0

Pos.	No.	Cl.	Entrant Team Driver, City, Nation, Licence	Car Sponsor-Card	Laps	Best time Interval	Average fasted lap GAP	time
1	7	Head	Cantillon Mike	Williams FW07C	4	1:37.242		171.704 kph 14:38:01
2	11	Head	Toriba Yutaka	Williams FW07C	10	1:38.195 00.953	+00.953	170.037 kph 14:41:45
3	99	Head	Constable Jamie	Tyrrell 011	11	1:38.369 01.127	+00.174	169.736 kph 14:46:58
4	72	Head	Wrigley Matthew	Tyrrell 011	11	1:38.926 01.684	+00.557	168.781 kph 14:51:30
5	47	Head	D'Ansembourg Werner	Williams FW07C	11	1:38.967 01.725	+00.041	168.711 kph 14:52:49
6	78	Head	Briggs Warren	McLaren M29	11	1:39.105 01.863	+00.138	168.476 kph 14:50:09
7	12	Head	Brooks Steve, Int. B 6405	Lotus 91	11	1:39.679 02.437	+00.574	167.506 kph 14:48:58
8	23	Head	E: Scott Sport Tyrrell Ken	Tyrrell 011	9	1:40.015 02.773	+00.336	166.943 kph 14:41:48
9	77	Head	Hartley Steve	McLaren MP4/1	11	1:40.035 02.793	+00.020	166.910 kph 14:50:08
10	29	Lauda	Leone Valerio	Arrows A6	12	1:40.305 03.063	+00.270	166.460 kph 14:41:41
11	34	Head	Gore Dan	Tyrrell 010	9	1:41.749 04.507	+01.444	164.098 kph 14:48:57
12	2	Lauda	Hagan James	Tyrrell 011B	12	1:41.984 04.742	+00.235	163.720 kph 14:40:14
13	21	Fittipal	Werner Maximilian	Hesketh 308C	10	1:41.984 04.742	+00.000	163.720 kph 14:49:59
14	37	Head	Holtzman Jonathan	Lotus 87B	12	1:44.567 07.325	+02.583	159.676 kph 14:49:38
15	57	Fittipal	Bullock Martin	Williams FW06	12	1:44.832 07.590	+00.265	159.272 kph 14:46:00
16	10	Fittipal	Spiers John	March 761	11	1:45.204 07.962	+00.372	158.709 kph 14:53:24
17	18	Head	Chahwan Alejandro	March 811	12	1:49.052 11.810	+03.848	153.109 kph 14:54:21
18	50	Head	Ferrari Bruno	Merzario F1A3	10	1:49.661 12.419	+00.609	152.258 kph 14:48:27
19	79	Lauda	Bruckner Arthur	Arrows A6	12	1:50.487 13.245	+00.826	151.120 kph 14:52:54
20	39	Fittipal	Fulton Stanley	Penske PC3	12	1:52.190 14.948	+01.703	148.826 kph 14:52:39




Required laps: 1

#31 - cancellation of all laptimes with the permission to start the race(s) from the back of the grid for this event - not respecting the technical flag

#21 - 2-place grid drop for the drivers next participated race - pitlane speeding

#77 - 2-place grid drop for the drivers next participated race - pitlane speeding

#79 - 2-place grid drop for the drivers next participated race - pitlane speeding

Steward: 	Steward: 	Steward: 	Publication Time:
--	--	---	-------------------



NÜRBURGRING 01. - 03.08.2025

01.-03. August 2025 / Nürburgring, 4638 m

DMSB Reg.-No.: R-15043/25

R12 - Masters Racing Legends 1966/1985 F1
Provisional Result Qualifying

Started: 21

Qualified: 21

Not Qualified: 0

Not Started: 0

Pos.	No.	Cl.	Entrant Team Driver, City, Nation, Licence	Car Sponsor-Card	Laps	Best time Interval	Average fasted lap GAP	time
1	7	Head	Cantillon Mike	Williams FW07C	4	1:37.242		171.704 kph 14:38:01
2	11	Head	Toriba Yutaka	Williams FW07C	10	1:38.195 00.953	+00.953	170.037 kph 14:41:45
3	99	Head	Constable Jamie	Tyrrell 011	11	1:38.369 01.127	+00.174	169.736 kph 14:46:58
4	72	Head	Wrigley Matthew	Tyrrell 011	11	1:38.926 01.684	+00.557	168.781 kph 14:51:30
5	47	Head	D'Ansembourg Werner	Williams FW07C	11	1:38.967 01.725	+00.041	168.711 kph 14:52:49
6	78	Head	Briggs Warren	McLaren M29	11	1:39.105 01.863	+00.138	168.476 kph 14:50:09
7	12	Head	Brooks Steve, Int. B 6405	Lotus 91	11	1:39.679 02.437	+00.574	167.506 kph 14:48:58
8	23	Head	E: Scott Sport Tyrrell Ken	Tyrrell 011	9	1:40.015 02.773	+00.336	166.943 kph 14:41:48
9	77	Head	Hartley Steve	McLaren MP4/1	11	1:40.035 02.793	+00.020	166.910 kph 14:50:08
10	29	Lauda	Leone Valerio	Arrows A6	12	1:40.305 03.063	+00.270	166.460 kph 14:41:41
11	34	Head	Gore Dan	Tyrrell 010	9	1:41.749 04.507	+01.444	164.098 kph 14:48:57
12	2	Lauda	Hagan James	Tyrrell 011B	12	1:41.984 04.742	+00.235	163.720 kph 14:40:14
13	21	Fittipal	Werner Maximilian	Hesketh 308C	10	1:41.984 04.742	+00.000	163.720 kph 14:49:59
14	37	Head	Holtzman Jonathan	Lotus 87B	12	1:44.567 07.325	+02.583	159.676 kph 14:49:38
15	57	Fittipal	Bullock Martin	Williams FW06	12	1:44.832 07.590	+00.265	159.272 kph 14:46:00
16	10	Fittipal	Spiers John	March 761	11	1:45.204 07.962	+00.372	158.709 kph 14:53:24
17	31	Fittipal	E: Simon Ayliff Classics Williams Peter	LEC CRP1	12	1:46.572 09.330	+01.368	156.672 kph 14:42:18
18	18	Head	Chahwan Alejandro	March 811	12	1:49.052 11.810	+02.480	153.109 kph 14:54:21
19	50	Head	Ferrari Bruno	Merzario F1A3	10	1:49.661 12.419	+00.609	152.258 kph 14:48:27
20	79	Lauda	Bruckner Arthur	Arrows A6	12	1:50.487 13.245	+00.826	151.120 kph 14:52:54
21	39	Fittipal	Fulton Stanley	Penske PC3	12	1:52.190 14.948	+01.703	148.826 kph 14:52:39

Required laps: 1

#31 - under investigation - non respect of technical flag

under investigation - incident between #31 and #78

#77, #21 - under investigation - pit lane speeding

Race Director: <i>M. BRAAMS</i>	Chief Timekeeper: <i>[Signature]</i> Thomas Kröner	Publication Time: <i>16:30</i>
---------------------------------	---	--------------------------------

DNC = Did not classify | DNS = Did not start | DNQ = Did not qualify | DSQ = Disqualification

Subject to final scrutineering!



R12 - Masters Racing Legends 1966/1985 F1

Lap by Lap Qualifying

No	Entrant	Driver													
2		Hagan James													
1:45.354	1	1:43.668	2	1:47.386	3	1:41.984	4	1:42.835	5	2:04.203	pit	3:32.419	7	1:42.846	8
1:43.881	9	1:44.002	10	1:44.053	11	2:33.312	pit								
7		Cantillon Mike													
1:39.638	1	1:37.969	2	1:37.242	3	2:14.638	pit								
10		Spiers John													
1:55.506	1	1:50.898	2	1:52.517	3	1:51.169	4	1:55.453	5	1:48.471	6	2:01.650	pit	3:11.754	8
1:46.418	9	1:45.204	10	2:26.850	pit										
11		Toriba Yutaka													
1:46.430	1	1:45.562	2	1:39.257	3	1:43.463	4	1:38.195	5	2:28.743	pit	5:34.737	7	1:38.382	8
1:38.471	9	2:52.109	pit												
12		Brooks Steve													
1:43.485	1	1:43.064	2	1:51.030	pit	5:31.328	4	1:40.353	5	1:40.019	6	1:39.679	7	1:43.422	8
1:43.477	9	1:41.527	10	2:41.511	pit										
18		Chahwan Alejandro													
1:57.472	1	1:52.921	2	1:52.268	3	1:51.141	4	1:50.178	5	1:51.514	6	1:52.367	7	1:50.683	8
1:49.725	9	1:55.121	10	1:49.052	11	2:43.429	pit								
21		Werner Maximilian													
1:44.990	1	1:53.160	2	1:43.394	3	1:50.162	pit	4:25.786	5	1:44.489	6	1:42.503	7	1:41.984	8
2:04.840	pit	5:32.553	pit												
23 Scott Sport		Tyrrell Ken													
1:42.499	1	1:43.285	2	1:46.515	3	1:45.654	4	1:40.015	5	1:41.261	6	1:40.494	7	2:09.412	pit
6:09.177	pit														
29		Leone Valerio													
1:45.336	1	1:42.277	2	1:41.075	3	1:41.896	4	1:40.305	5	2:00.784	pit	3:41.255	7	1:42.092	8
1:40.863	9	1:41.259	10	1:40.643	11	2:42.655	pit								
31 Simon Ayliff Classics		Williams Peter													
1:56.563	1	1:50.537	2	1:47.193	3	1:47.027	4	1:46.572	5	1:46.673	6	1:47.178	7	1:47.010	8
1:47.443	9	1:47.346	10	2:08.540	11	3:00.663	pit								
34		Gore Dan													
1:50.137	1	1:44.272	2	1:59.713	pit	4:49.300	4	1:44.602	5	1:43.503	6	1:41.749	7	1:46.719	8
1:45.531	9														
37		Holtzman Jonathan													
1:55.845	1	1:51.115	2	1:50.843	3	1:46.988	4	1:47.224	5	1:47.284	6	1:44.784	7	1:45.608	8
1:44.567	9	2:40.404	10	1:47.390	11	2:23.921	pit								
39		Fulton Stanley													
1:58.106	1	1:54.082	2	1:55.414	3	1:54.850	4	1:54.955	5	1:54.994	6	1:54.248	7	1:52.753	8
1:54.734	9	1:52.190	10	2:00.142	11	3:09.250	pit								
47		D'Ansembourg Werner													
1:53.917	1	1:44.710	2	1:41.758	3	1:40.953	4	1:40.458	5	1:56.946	pit	5:26.295	7	1:40.916	8
1:38.967	9	1:46.077	10	2:52.082	pit										
50		Ferrari Bruno													
1:53.706	1	1:52.562	2	1:52.292	3	1:51.881	4	1:51.481	5	1:51.127	6	1:50.750	7	1:49.661	8

R12 - Masters Racing Legends 1966/1985 F1

Lap by Lap Qualifying

No Entrant		Driver													
2:25.473	pit	5:01.705	pit												
57		Bullock Martin													
1:48.778	1	1:49.091	2	1:47.315	3	1:45.168	4	1:46.161	5	1:45.365	6	1:44.832	7	1:45.122	8
1:46.362	9	1:45.075	10	1:44.885	11	2:06.724	pit								
72		Wrigley Matthew													
1:49.263	1	1:39.897	2	1:44.350	3	1:51.881	pit	3:51.384	5	1:39.194	6	2:14.758	7	1:42.968	8
1:38.926	9	1:44.382	10	2:03.288	pit										
77		Hartley Steve													
1:44.133	1	1:42.099	2	1:41.315	3	1:53.439	pit	4:46.115	5	1:41.122	6	1:40.875	7	1:40.035	8
1:44.200	9	1:55.763	pit	3:36.067	pit										
78		Briggs Warren													
2:01.607	1	1:42.263	2	1:53.548	pit	5:58.383	4	2:02.121	5	1:40.677	6	1:39.105	7	1:42.336	8
1:40.356	9	1:58.010	10	3:24.825	pit										
79		Bruckner Arthur													
1:55.129	1	1:55.988	2	1:53.887	3	1:51.287	4	1:50.738	5	1:51.393	6	1:57.255	pit	2:37.218	8
1:52.339	9	1:50.487	10	1:52.595	11	3:05.029	pit								
99		Constable Jamie													
1:40.553	1	1:44.967	2	1:45.910	pit	5:21.818	4	1:38.381	5	1:38.369	6	1:48.792	7	1:42.669	8
1:38.865	9	1:53.657	10	2:24.124	11										

R12 - Masters Racing Legends 1966/1985 F1

Provisional Result Qualifying by class

Pos	No.	Cl.	Entrant Team Driver, City, Nation, Licence	Car Sponsor-Card	Laps	Best time Interval	Average fasted lap GAP	time
-----	-----	-----	---	---------------------	------	-----------------------	---------------------------	------

Class: Fittipaldi

Started: 5 Qualified: 5 Not Qualified: 0 Not Started: 0

1	21	Fittipaldi		Hesketh 308C	10	1:41.984		163.720 kph 14:49:59
			Werner Maximilian					
2	57	Fittipaldi		Williams FW06	12	1:44.832		159.272 kph
			Bullock Martin			+02.848	+02.848	14:46:00
3	10	Fittipaldi		March 761	11	1:45.204		158.709 kph
			Spiers John			+03.220	+00.372	14:53:24
4	31	Fittipaldi	E: Simon Ayliff Classics	LEC CRP1	12	1:46.572		156.672 kph
			Williams Peter			+04.588	+01.368	14:42:18
5	39	Fittipaldi		Penske PC3	12	1:52.190		148.826 kph
			Fulton Stanley			+10.206	+05.618	14:52:39

Class: Head

Started: 13 Qualified: 13 Not Qualified: 0 Not Started: 0

1	7	Head		Williams FW07C	4	1:37.242		171.704 kph 14:38:01
			Cantillon Mike					
2	11	Head		Williams FW07C	10	1:38.195		170.037 kph
			Toriba Yutaka			+00.953	+00.953	14:41:45
3	99	Head		Tyrrell 011	11	1:38.369		169.736 kph
			Constable Jamie			+01.127	+00.174	14:46:58
4	72	Head		Tyrrell 011	11	1:38.926		168.781 kph
			Wrigley Matthew			+01.684	+00.557	14:51:30
5	47	Head		Williams FW07C	11	1:38.967		168.711 kph
			D'Ansembourg Werner			+01.725	+00.041	14:52:49
6	78	Head		McLaren M29	11	1:39.105		168.476 kph
			Briggs Warren			+01.863	+00.138	14:50:09
7	12	Head		Lotus 91	11	1:39.679		167.506 kph
			Brooks Steve, Int. B 6405			+02.437	+00.574	14:48:58
8	23	Head	E: Scott Sport	Tyrrell 011	9	1:40.015		166.943 kph
			Tyrrell Ken			+02.773	+00.336	14:41:48
9	77	Head		McLaren MP4/1	11	1:40.035		166.910 kph
			Hartley Steve			+02.793	+00.020	14:50:08
10	34	Head		Tyrrell 010	9	1:41.749		164.098 kph
			Gore Dan			+04.507	+01.714	14:48:57
11	37	Head		Lotus 87B	12	1:44.567		159.676 kph
			Holtzman Jonathan			+07.325	+02.818	14:49:38
12	18	Head		March 811	12	1:49.052		153.109 kph
			Chahwan Alejandro			+11.810	+04.485	14:54:21
13	50	Head		Merzario F1A3	10	1:49.661		152.258 kph
			Ferrari Bruno			+12.419	+00.609	14:48:27

Class: Lauda

Started: 3 Qualified: 3 Not Qualified: 0 Not Started: 0

1	29	Lauda		Arrows A6	12	1:40.305		166.460 kph 14:41:41
			Leone Valerio					

#31 - under investigation - non respect of technical flag
 under investigation - incident between #31 and #78

R12 - Masters Racing Legends 1966/1985 F1

Provisional Result Qualifying by class


Pos	No.	Cl.	Entrant Team Driver, City, Nation, Licence	Car Sponsor-Card	Laps	Best time Interval	Average fasted lap GAP	time
2	2	Lauda	Hagan James	Tyrrell 011B	12	1:41.984 +01.679	+01.679	163.720 kph 14:40:14
3	79	Lauda	Bruckner Arthur	Arrows A6	12	1:50.487 +10.182	+08.503	151.120 kph 14:52:54

Required laps: 1

#31 - under investigation - non respect of technical flag

under investigation - incident between #31 and #78

#77, #21 - under investigation - pit lane speeding

Race Director:	Chief Timekeeper:  Thomas Kröner	Publication Time: 1.8.2025
----------------	---	-----------------------------------

DNC = Did not classify | DNS = Did not start | DNQ = Did not qualify | DSQ = Disqualification

Subject to final scrutineering!

R12 - Masters Racing Legends 1966/1985 F1 Provisional Result Qualifying

Started: 21

Qualified: 21

Not Qualified: 0

Not Started: 0

Pos.	No.	Cl.	Entrant Team Driver, City, Nation, Licence	Car Sponsor-Card	Laps	Best time Interval	Average fasted lap GAP	time
1	7	Head	Cantillon Mike	Williams FW07C	4	1:37.242		171.704 kph 14:38:01
2	11	Head	Toriba Yutaka	Williams FW07C	10	1:38.195		170.037 kph
3	99	Head	Constable Jamie	Tyrrell 011	11	1:38.369	+00.953	14:41:45 169.736 kph
4	72	Head	Wrigley Matthew	Tyrrell 011	11	1:38.926	+00.174	14:46:58 168.781 kph
5	47	Head	D'Ansembourg Werner	Williams FW07C	11	1:38.967	+00.557	14:51:30 168.711 kph
6	78	Head	Briggs Warren	McLaren M29	11	1:39.105	+00.041	14:52:49 168.476 kph
7	12	Head	Brooks Steve, Int. B 6405	Lotus 91	11	1:39.679	+00.138	14:50:09 167.506 kph
8	23	Head	E: Scott Sport Tyrrell Ken	Tyrrell 011	9	1:40.015	+00.574	14:48:58 166.943 kph
9	77	Head	Hartley Steve	McLaren MP4/1	11	1:40.035	+00.336	14:41:48 166.910 kph
10	29	Lauda	Leone Valerio	Arrows A6	12	1:40.305	+00.020	14:50:08 166.460 kph
11	34	Head	Gore Dan	Tyrrell 010	9	1:41.749	+00.270	14:41:41 164.098 kph
12	2	Lauda	Hagan James	Tyrrell 011B	12	1:41.984	+01.444	14:48:57 163.720 kph
13	21	Fittipal	Werner Maximilian	Hesketh 308C	10	1:41.984	+00.235	14:40:14 163.720 kph
14	37	Head	Holtzman Jonathan	Lotus 87B	12	1:44.567	+00.000	14:49:59 159.676 kph
15	57	Fittipal	Bullock Martin	Williams FW06	12	1:44.832	+02.583	14:49:38 159.272 kph
16	10	Fittipal	Spiers John	March 761	11	1:45.204	+00.265	14:46:00 158.709 kph
17	31	Fittipal	E: Simon Ayliff Classics Williams Peter	LEC CRP1	12	1:46.572	+00.372	14:53:24 156.672 kph
18	18	Head	Chahwan Alejandro	March 811	12	1:49.052	+01.368	14:42:18 153.109 kph
19	50	Head	Ferrari Bruno	Merzario F1A3	10	1:49.661	+02.480	14:54:21 152.258 kph
20	79	Lauda	Bruckner Arthur	Arrows A6	12	1:50.487	+00.609	14:48:27 151.120 kph
21	39	Fittipal	Fulton Stanley	Penske PC3	12	1:52.190	+00.826	14:52:54 148.826 kph
						14.948	+01.703	14:52:39

Required laps: 1

#31 - under investigation - non respect of technical flag

under investigation - incident between #31 and #78

#77, #21 - under investigation - pit lane speeding


01.-03. August 2025 / Nürburgring, 4638 m

DMSB Reg.-No.: R-15043/25

**R12 - Masters Racing Legends 1966/1985 F1
 Provisional Result Qualifying**

Started: 21 Qualified: 21 Not Qualified: 0 Not Started: 0

Pos.	No.	Cl.	Entrant Team Driver, City, Nation, Licence	Car Sponsor-Card	Laps	Best time Interval	Average fasted lap GAP	time
------	-----	-----	---	---------------------	------	-----------------------	---------------------------	------

Race Director:	Chief Timekeeper:  Thomas Kröner	Publication Time: 1.8.2025
----------------	--	-------------------------------

DNC = Did not classify | DNS = Did not start | DNQ = Did not qualify | DSQ = Disqualification

Subject to final scrutineering!



R12 - Masters Racing Legends 1966/1985 F1

Sector-Times Qualifying

2 Hagan

theoretical besttime:

Lap	Time	S1	S2	S3	Lap	Time	S1	S2	S3
1	1:45.354		50.255	2:08.166	7	3:32.419			
2	1:43.668				8	1:42.846			
3	1:47.386				9	1:43.881			
4	1:41.984				10	1:44.002			
5	1:42.835				11	1:44.053			
6	2:04.203				12	2:33.312			

7 Cantillon

theoretical besttime: 1:37.242

Lap	Time	S1	S2	S3	Lap	Time	S1	S2	S3
1	1:39.638	40.447	41.060	18.131	3	1:37.242	38.949	40.425	17.868
2	1:37.969	39.157	40.608	18.204	4	2:14.638	47.185	51.107	

10 Spiers

theoretical besttime: 1:45.204

Lap	Time	S1	S2	S3	Lap	Time	S1	S2	S3
1	1:55.506	47.047	46.983	21.476	7	2:01.650	42.613	45.722	
2	1:50.898	44.160	45.965	20.773	8	3:11.754	2:02.705	47.563	21.486
3	1:52.517	43.659	47.971	20.887	9	1:46.418	42.499	44.519	19.400
4	1:51.169	43.803	46.441	20.925	10	1:45.204	42.214	43.928	19.062
5	1:55.453	45.054	49.479	20.920	11	2:26.850	44.169	56.710	
6	1:48.471	43.789	45.170	19.512					

11 Toriba

theoretical besttime: 1:37.803

Lap	Time	S1	S2	S3	Lap	Time	S1	S2	S3
1	1:46.430	44.805	42.914	18.711	6	2:28.743	54.027	1:01.198	
2	1:45.562	41.883	43.738	19.941	7	5:34.737	4:28.043	47.440	19.254
3	1:39.257	39.666	40.684	18.907	8	1:38.382	39.679	40.526	18.177
4	1:43.463	40.403	43.438	19.622	9	1:38.471	39.223	41.152	18.096
5	1:38.195	39.496	40.645	18.054	10	2:52.109	54.685	1:04.154	

12 Brooks

theoretical besttime: 1:39.429

Lap	Time	S1	S2	S3	Lap	Time	S1	S2	S3
1	1:43.485	41.706	42.997	18.782	7	1:39.679	39.559	41.664	18.456
2	1:43.064	41.137	43.120	18.807	8	1:43.422	40.283	43.926	19.213
3	1:51.030	40.843	42.623		9	1:43.477	40.116	44.848	18.513
4	5:31.328	4:25.938	45.840	19.550	10	1:41.527	39.795	42.023	19.709
5	1:40.353	40.006	42.062	18.285	11	2:41.511	41.574	1:17.799	
6	1:40.019	40.077	41.736	18.206					

18 Chahwan

theoretical besttime: 1:48.524

Lap	Time	S1	S2	S3	Lap	Time	S1	S2	S3
1	1:57.472	47.967	48.155	21.350	7	1:52.367	45.006	46.530	20.831
2	1:52.921	45.075	47.038	20.808	8	1:50.683	44.550	45.908	20.225
3	1:52.268	44.891	46.722	20.655	9	1:49.725	44.105	44.938	20.682
4	1:51.141	44.518	46.227	20.396	10	1:55.121	43.834	49.160	22.127
5	1:50.178	44.512	45.693	19.973	11	1:49.052	43.613	45.350	20.089
6	1:51.514	44.092	47.104	20.318	12	2:43.429	46.516	1:07.480	

R12 - Masters Racing Legends 1966/1985 F1

Sector-Times Qualifying

21 Werner

theoretical besttime: 1:41.984

Lap	Time	S1	S2	S3	Lap	Time	S1	S2	S3
1	1:44.990	42.890	43.046	19.054	6	1:44.489	40.725	43.182	20.582
2	1:53.160	47.503	46.568	19.089	7	1:42.503	40.821	42.901	18.781
3	1:43.394	41.708	42.828	18.858	8	1:41.984	40.438	42.769	18.777
4	1:50.162	40.933	43.492		9	2:04.840	45.863	49.950	
5	4:25.786	3:15.438	50.507	19.841	10	5:32.553	3:24.043	1:03.577	

23 Tyrrell

theoretical besttime: 1:39.855

Lap	Time	S1	S2	S3	Lap	Time	S1	S2	S3
1	1:42.499	41.594	42.199	18.706	6	1:41.261	40.652	41.566	19.043
2	1:43.285	40.880	42.893	19.512	7	1:40.494	39.858	41.601	19.035
3	1:46.515	40.201	46.664	19.650	8	2:09.412	43.722	51.024	
4	1:45.654	42.297	43.474	19.883	9	6:09.177	4:44.104	52.311	
5	1:40.015	40.018	41.490	18.507					

29 Leone

theoretical besttime: 1:40.216

Lap	Time	S1	S2	S3	Lap	Time	S1	S2	S3
1	1:45.336	42.905	43.599	18.832	7	3:41.255	2:38.854	43.246	19.155
2	1:42.277	41.526	42.308	18.443	8	1:42.092	40.275	43.063	18.754
3	1:41.075	40.394	42.210	18.471	9	1:40.863	39.995	41.938	18.930
4	1:41.896	40.092	42.640	19.164	10	1:41.259	40.183	42.438	18.638
5	1:40.305	39.861	42.027	18.417	11	1:40.643	40.041	42.060	18.542
6	2:00.784	43.394	48.082		12	2:42.655	48.255	1:13.366	

31 Williams

theoretical besttime: 1:46.051

Lap	Time	S1	S2	S3	Lap	Time	S1	S2	S3
1	1:56.563	47.859	47.900	20.804	7	1:47.178	42.539	44.996	19.643
2	1:50.537	43.634	46.879	20.024	8	1:47.010	42.396	44.589	20.025
3	1:47.193	42.568	45.049	19.576	9	1:47.443	42.739	44.861	19.843
4	1:47.027	42.854	44.344	19.829	10	1:47.346	42.807	45.117	19.422
5	1:46.572	42.340	44.865	19.367	11	2:08.540	43.073	1:01.154	24.313
6	1:46.673	42.591	44.573	19.509	12	3:00.663	1:04.883	1:07.117	

34 Gore

theoretical besttime: 1:41.509

Lap	Time	S1	S2	S3	Lap	Time	S1	S2	S3
1	1:50.137	45.284	44.731	20.122	6	1:43.503	41.641	42.775	19.087
2	1:44.272	41.606	43.538	19.128	7	1:41.749	40.625	42.359	18.765
3	1:59.713	42.734	46.919		8	1:46.719	43.362	44.103	19.254
4	4:49.300	3:45.279	43.669	20.352	9	1:45.531	40.385	44.205	20.941
5	1:44.602	41.428	44.072	19.102					

37 Holtzman

theoretical besttime: 1:44.163

Lap	Time	S1	S2	S3	Lap	Time	S1	S2	S3
1	1:55.845	47.377	46.743	21.725	7	1:44.784	40.966	44.018	19.800
2	1:51.115	43.841	46.026	21.248	8	1:45.608	41.642	44.787	19.179
3	1:50.843	43.473	47.071	20.299	9	1:44.567	41.233	44.030	19.304
4	1:46.988	41.765	45.194	20.029	10	2:40.404	1:17.006	1:01.762	21.636
5	1:47.224	42.831	44.587	19.806	11	1:47.390	42.055	45.574	19.761
6	1:47.284	42.581	44.606	20.097	12	2:23.921	41.300	55.064	

R12 - Masters Racing Legends 1966/1985 F1

Sector-Times Qualifying

39 Fulton

theoretical besttime: 1:51.378

Lap	Time	S1	S2	S3	Lap	Time	S1	S2	S3
1	1:58.106	47.088	49.181	21.837	7	1:54.248	45.324	47.341	21.583
2	1:54.082	44.587	48.171	21.324	8	1:52.753	43.548	47.740	21.465
3	1:55.414	45.072	48.973	21.369	9	1:54.734	44.174	48.953	21.607
4	1:54.850	45.254	48.260	21.336	10	1:52.190	43.943	46.914	21.333
5	1:54.955	45.266	48.406	21.283	11	2:00.142	47.001	51.381	21.760
6	1:54.994	44.778	49.300	20.916	12	3:09.250	57.827	1:01.493	

47 D'Ansembourg

theoretical besttime: 1:38.967

Lap	Time	S1	S2	S3	Lap	Time	S1	S2	S3
1	1:53.917	47.015	46.719	20.183	7	5:26.295	4:21.037	45.930	19.328
2	1:44.710	41.601	43.695	19.414	8	1:40.916	40.448	41.923	18.545
3	1:41.758	40.526	42.436	18.796	9	1:38.967	39.621	41.104	18.242
4	1:40.953	40.377	41.972	18.604	10	1:46.077	40.371	46.741	18.965
5	1:40.458	40.170	41.865	18.423	11	2:52.082	45.126	59.463	
6	1:56.946	44.236	43.636						

50 Ferrari

theoretical besttime: 1:49.661

Lap	Time	S1	S2	S3	Lap	Time	S1	S2	S3
1	1:53.706	45.935	47.107	20.664	6	1:51.127	43.218	46.998	20.911
2	1:52.562	43.763	47.792	21.007	7	1:50.750	43.498	46.810	20.442
3	1:52.292	44.435	47.287	20.570	8	1:49.661	42.977	46.295	20.389
4	1:51.881	43.833	47.277	20.771	9	2:25.473	51.488	55.015	
5	1:51.481	43.881	46.947	20.653	10	5:01.705	3:12.715	1:00.316	

57 Bullock

theoretical besttime: 1:44.341

Lap	Time	S1	S2	S3	Lap	Time	S1	S2	S3
1	1:48.778	44.141	45.108	19.529	7	1:44.832	41.138	44.329	19.365
2	1:49.091	41.824	46.019	21.248	8	1:45.122	41.313	44.227	19.582
3	1:47.315	43.145	44.641	19.529	9	1:46.362	42.215	44.561	19.586
4	1:45.168	41.158	44.524	19.486	10	1:45.075	41.767	43.854	19.454
5	1:46.161	41.844	44.695	19.622	11	1:44.885	41.386	44.150	19.349
6	1:45.365	41.397	44.480	19.488	12	2:06.724	41.973	50.240	

72 Wrigley

theoretical besttime: 1:38.524

Lap	Time	S1	S2	S3	Lap	Time	S1	S2	S3
1	1:49.263	43.614	45.192	20.457	7	2:14.758	46.199	1:07.112	21.447
2	1:39.897	39.919	41.627	18.351	8	1:42.968	39.488	43.062	20.418
3	1:44.350	41.440	43.963	18.947	9	1:38.926	39.742	41.189	17.995
4	1:51.881	39.755	41.748		10	1:44.382	39.361	44.308	20.713
5	3:51.384	2:47.621	44.767	18.996	11	2:03.288	39.647	43.473	
6	1:39.194	39.923	41.168	18.103					

R12 - Masters Racing Legends 1966/1985 F1

Sector-Times Qualifying

77 Hartley

theoretical besttime: 1:39.955

Lap	Time	S1	S2	S3	Lap	Time	S1	S2	S3
1	1:44.133	41.565	43.840	18.728	7	1:40.875	40.391	42.086	18.398
2	1:42.099	41.258	42.339	18.502	8	1:40.035	40.443	41.346	18.246
3	1:41.315	40.363	42.435	18.517	9	1:44.200	42.982	42.768	18.450
4	1:53.439	40.426	42.268		10	1:55.763	40.769	42.644	
5	4:46.115	3:45.101	42.351	18.663	11	3:36.067	1:27.743	1:01.229	
6	1:41.122	40.456	41.987	18.679					

78 Briggs

theoretical besttime: 1:38.978

Lap	Time	S1	S2	S3	Lap	Time	S1	S2	S3
1	2:01.607	58.090	43.324	20.193	7	1:39.105	39.823	41.045	18.237
2	1:42.263	40.749	42.943	18.571	8	1:42.336	41.226	42.472	18.638
3	1:53.548	41.020	42.238		9	1:40.356	39.696	42.005	18.655
4	5:58.383	4:53.820	44.690	19.873	10	1:58.010	39.973	52.628	25.409
5	2:02.121	40.310	42.097	39.714	11	3:24.825	1:14.785	1:22.332	
6	1:40.677	40.321	41.719	18.637					

79 Bruckner

theoretical besttime: 1:50.487

Lap	Time	S1	S2	S3	Lap	Time	S1	S2	S3
1	1:55.129	45.107	48.387	21.635	7	1:57.255	43.481	46.964	
2	1:55.988	48.456	47.006	20.526	8	2:37.218	1:28.654	47.986	20.578
3	1:53.887	44.049	49.056	20.782	9	1:52.339	44.167	47.840	20.332
4	1:51.287	43.563	47.153	20.571	10	1:50.487	43.233	46.934	20.320
5	1:50.738	43.325	46.948	20.465	11	1:52.595	43.826	48.175	20.594
6	1:51.393	43.688	47.199	20.506	12	3:05.029	52.128	1:00.985	

99 Constable




theoretical besttime: 1:37.704

Lap	Time	S1	S2	S3	Lap	Time	S1	S2	S3
1	1:40.553	40.126	42.081	18.346	7	1:48.792	42.638	45.923	20.231
2	1:44.967	40.207	45.357	19.403	8	1:42.669	39.245	42.378	21.046
3	1:45.910	39.926	42.330		9	1:38.865	39.452	41.413	18.000
4	5:21.818	4:14.077	48.772	18.969	10	1:53.657	46.854	48.554	18.249
5	1:38.381	39.408	41.358	17.615	11	2:24.124	39.609	57.771	
6	1:38.369	39.054	41.035	18.280					

R12 - Masters Racing Legends 1966/1985 F1

Final Starting Grid Rennen 1

31 Peter Williams 21. LEC CRP1	11	
39 Stanley Fulton 19. Penske PC3	10	79 Arthur Bruckner 20. Arrows A6
18 Alejandro Chahwan 17. March 811	9	50 Bruno Ferrari 18. Merzario F1A3
21 Maximilian Werner 15. Hesketh 308C	8	10 John Spiers 16. March 761
37 Jonathan Holtzman 13. Lotus 87B	7	57 Martin Bullock 14. Williams FW06
77 Steve Hartley 11. McLaren MP4/1	6	2 James Hagan 12. Tyrrell 011B
29 Valerio Leone 9. Arrows A6	5	34 Dan Gore 10. Tyrrell 010
12 Steve Brooks 7. Lotus 91	4	23 Ken Tyrrell 8. Tyrrell 011
47 Werner D'Ansembourg 5. Williams FW07C	3	78 Warren Briggs 6. McLaren M29
99 Jamie Constable 3. Tyrrell 011	2	72 Matthew Wrigley 4. Tyrrell 011
7 Mike Cantillon 1. Williams FW07C	1	11 Yutaka Toriba 2. Williams FW07C

Steward:  Marc van Geel	Steward:  Jürgen Juschkat	Steward:  Peter Brings	Publication Time: 2.8.2025
--	--	--	-----------------------------------

52. Belmont-Oldtimer-Grand-Prix 2025

Veranstaltergemeinschaft Historic Race Events GmbH und
C.H.R.S.N. Sport GmbH, Emsstr. 6, 49134 Wallenhorst

01.-03. August 2025 / Nürburgring, 4638 m



DMSB Reg.-No.: R-15043/25

R12 - Masters Racing Legends 1966/1985 F1

Provisional Result Rennen 1

Started: 19			Classified: 17			Not Classified: 2			Not Started: 2		
Pos.	No.	Cl.	Entrant Team Driver, City, Nation, Licence	Car Sponsor-Card	Laps	Total time Intervall	GAP	Fastest Lap Average total	in Lap		
1	7	Head	Cantillon Mike	Williams FW07C	11	21:53.785		1:53.907 139.798 kph	9		
2	99	Head	Constable Jamie	Tyrrell 011	11	22:00.560 06.775	+06.775	1:52.021 139.081 kph	10		
3	47	Head	D'Ansembourg Werner	Williams FW07C	11	22:00.681 06.896	+00.121	1:52.320 139.068 kph	10		
4	11	Head	Toriba Yutaka	Williams FW07C	11	22:01.404 07.619	+00.723	1:51.322 138.992 kph	10		
5	23	Head	E: Scott Sport Tyrrell Ken	Tyrrell 011	11	22:26.136 32.351	+24.732	1:54.949 136.439 kph	11		
6	12	Head	Brooks Steve, Int. B 6405	Lotus 91	11	22:26.820 33.035	+00.684	1:54.629 136.369 kph	11		
7	34	Head	Gore Dan	Tyrrell 010	11	22:44.677 50.892	+17.857	1:56.643 134.585 kph	9		
8	78	Head	Briggs Warren	McLaren M29	11	22:49.710 55.925	+05.033	1:57.425 134.090 kph	11		
9	2	Lauda	Hagan James	Tyrrell 011B	11	22:50.134 56.349	+00.424	1:54.617 134.049 kph	10		
10	29	Lauda	Leone Valerio	Arrows A6	11	23:36.907 1:43.122	+46.773	2:00.187 129.624 kph	11		
11	57	Fittipal	Bullock Martin	Williams FW06	11	23:40.127 1:46.342	+03.220	2:00.290 129.330 kph	11		
12	10	Fittipal	Spiers John	March 761	11	23:41.685 1:47.900	+01.558	2:00.995 129.188 kph	11		
13	31	Fittipal	E: Simon Ayliff Classics Williams Peter	LEC CRP1	11	23:42.367 1:48.582	+00.682	1:59.546 129.126 kph	11		
14	18	Head	Chahwan Alejandro	March 811	10	22:04.519 1 Runde	+1 Runde	2:06.772 126.059 kph	10		
15	37	Head	Holtzman Jonathan	Lotus 87B	10	23:39.390 1 Runde	+1:34.871	2:00.034 117.634 kph	10		
16	79	Lauda	Bruckner Arthur	Arrows A6	9	21:58.045 2 Runden	+1 Runde	2:14.812 114.011 kph	9		
17	39	Fittipal	Fulton Stanley	Penske PC3	9	21:59.981 2 Runden	+01.936	2:14.982 113.843 kph	9		
DNC											
72	Head	Wrigley Matthew	Tyrrell 011		5	10:41.733 6 Runden		2:03.981 130.091 kph	3		
77	Head	Hartley Steve	McLaren MP4/1		2	6:14.275 9 Runden		2:22.712 89.222 kph	1		
DNS											
50	Head	Ferrari Bruno	Merzario F1A3		0	00.000					
21	Fittipal	Werner Maximilian	Hesketh 308C		0	00.000					

Fastest Lap: Str.-Nr.:11, Toriba Yutaka, 1:51.322 = 149.987 kph

Race Director: 	Chief Timekeeper  Thomas Kröner	Publication Time: 16:10 2.8.2025
---	--	-------------------------------------

DNC = Did not classify | DNS = Did not start | DNF = Did not finish | DSQ = Disqualification

Subject to final scrutineering!



R12 - Masters Racing Legends 1966/1985 F1

Lap by Lap Rennen 1

No	Entrant	Driver													
2		Hagan James													
2:28.974	1	2:12.323	2	2:09.183	3	2:07.367	4	2:03.311	5	2:00.865	6	2:00.520	7	1:59.556	8
1:56.704	9	1:54.617	10	1:56.714	11										
7		Cantillon Mike													
2:12.367	1	2:03.516	2	2:00.845	3	2:00.332	4	1:58.567	5	2:00.031	6	1:55.625	7	1:55.770	8
1:53.907	9	1:55.179	10	1:57.646	11										
10		Spiers John													
2:32.478	1	2:16.645	2	2:12.603	3	2:11.451	4	2:11.099	5	2:05.594	6	2:03.383	7	2:01.941	8
2:03.789	9	2:01.707	10	2:00.995	11										
11		Toriba Yutaka													
2:18.913	1	2:07.927	2	2:05.348	3	2:02.051	4	2:00.454	5	1:59.862	6	1:56.773	7	1:53.572	8
1:52.970	9	1:51.322	10	1:52.212	11										
12		Brooks Steve													
2:19.336	1	2:10.134	2	2:05.840	3	2:03.948	4	2:02.035	5	2:00.748	6	2:00.419	7	1:57.431	8
1:56.082	9	1:56.218	10	1:54.629	11										
18		Chahwan Alejandro													
2:31.624	1	2:16.231	2	2:17.232	3	2:10.611	4	2:09.912	5	2:08.001	6	2:09.252	7	2:06.795	8
2:08.089	9	2:06.772	10												
23 Scott Sport		Tyrrell Ken													
2:22.507	1	2:11.508	2	2:06.843	3	2:04.736	4	2:01.000	5	1:57.475	6	1:57.509	7	1:56.567	8
1:56.378	9	1:56.664	10	1:54.949	11										
29		Leone Valerio													
2:29.970	1	2:15.932	2	2:13.798	3	2:12.950	4	2:09.289	5	2:05.183	6	2:01.322	7	2:05.432	8
2:01.787	9	2:01.057	10	2:00.187	11										
31 Simon Ayliff Classics		Williams Peter													
2:35.340	1	2:14.860	2	2:11.958	3	2:11.510	4	2:09.966	5	2:05.537	6	2:03.178	7	2:04.433	8
2:04.472	9	2:01.567	10	1:59.546	11										
34		Gore Dan													
2:23.143	1	2:11.304	2	2:08.323	3	2:05.658	4	2:02.154	5	2:02.235	6	2:01.143	7	1:58.077	8
1:56.643	9	1:58.394	10	1:57.603	11										
37		Holtzman Jonathan													
3:23.908	1	2:26.858	2	2:22.135	3	2:23.227	4	2:19.898	5	2:14.145	6	2:13.980	7	2:10.888	8
2:04.317	9	2:00.034	10												
39		Fulton Stanley													
2:55.352	1	2:27.660	2	2:24.462	3	2:26.051	4	2:24.684	5	2:24.369	6	2:22.563	7	2:19.858	8
2:14.982	9														
47		D'Ansembourg Werner													
2:17.846	1	2:07.515	2	2:03.201	3	2:02.370	4	2:01.214	5	1:58.093	6	1:56.647	7	1:54.563	8
1:53.528	9	1:52.320	10	1:53.384	11										
57		Bullock Martin													
2:30.742	1	2:15.451	2	2:13.634	3	2:11.674	4	2:11.128	5	2:05.743	6	2:02.403	7	2:00.442	8
2:05.907	9	2:02.713	10	2:00.290	11										

R12 - Masters Racing Legends 1966/1985 F1

Lap by Lap Rennen 1

No		Entrant		Driver	
72					
Wrigley Matthew					
2:15.337	1	2:07.125	2	2:03.981	3
2:04.526	4	2:10.764	5		
77					
Hartley Steve					
2:22.712	1	3:51.563	pit		
78					
Briggs Warren					
2:21.638	1	2:11.407	2	2:08.404	3
2:06.367	4	2:02.270	5	2:02.432	6
2:01.104	7	1:59.618	8		
1:58.260	9	2:00.785	10	1:57.425	11
79					
Bruckner Arthur					
2:40.481	1	2:29.272	2	2:27.870	3
2:26.332	4	2:27.464	5	2:29.713	6
2:21.703	7	2:20.398	8		
2:14.812	9				
99					
Constable Jamie					
2:16.752	1	2:07.374	2	2:03.518	3
2:02.584	4	2:01.224	5	1:58.376	6
1:55.970	7	1:54.776	8		
1:53.989	9	1:52.021	10	1:53.976	11

R12 - Masters Racing Legends 1966/1985 F1

Provisional Result Rennen 1 by class

Pos.	No.	Cl.	Entrant / Team Driver, City, Nation, Licence	Car Sponsor-Card	Laps	Total time Intervall	GAP	Fastest Lap Average total	in Lap
Class: Fittipaldi									
Started: 4 Classified: 4 Not Classified: 0 Not Started: 1									
1	57	Fittipaldi	Bullock Martin	Williams FW06	11	23:40.127		2:00.290 129.330 kph	11
2	10	Fittipaldi	Spiers John	March 761	11	23:41.685 +01.558	+01.558	2:00.995 129.188 kph	11
3	31	Fittipaldi	Simon Ayliff Classics Williams Peter	LEC CRP1	11	23:42.367 +02.240	+00.682	1:59.546 129.126 kph	11
4	39	Fittipaldi	Fulton Stanley	Penske PC3	9	21:59.981 2 Rd.	2 Rd.	2:14.982 113.843 kph	9
DNS									
	21	Fittipaldi	Werner Maximilian	Hesketh 308C	0	00.000			
Class: Head									
Started: 12 Classified: 10 Not Classified: 2 Not Started: 1									
1	7	Head	Cantillon Mike	Williams FW07C	11	21:53.785		1:53.907 139.798 kph	9
2	99	Head	Constable Jamie	Tyrrell 011	11	22:00.560 +06.775	+06.775	1:52.021 139.081 kph	10
3	47	Head	D'Ansembourg Werner	Williams FW07C	11	22:00.681 +06.896	+00.121	1:52.320 139.068 kph	10
4	11	Head	Toriba Yutaka	Williams FW07C	11	22:01.404 +07.619	+00.723	1:51.322 138.992 kph	10
5	23	Head	Scott Sport Tyrrell Ken	Tyrrell 011	11	22:26.136 +32.351	+24.732	1:54.949 136.439 kph	11
6	12	Head	Brooks Steve, Int. B 6405	Lotus 91	11	22:26.820 +33.035	+00.684	1:54.629 136.369 kph	11
7	34	Head	Gore Dan	Tyrrell 010	11	22:44.677 +50.892	+17.857	1:56.643 134.585 kph	9
8	78	Head	Briggs Warren	McLaren M29	11	22:49.710 +55.925	+05.033	1:57.425 134.090 kph	11
9	18	Head	Chahwan Alejandro	March 811	10	22:04.519 1 Rd.	1 Rd.	2:06.772 126.059 kph	10
10	37	Head	Holtzman Jonathan	Lotus 87B	10	23:39.390 1 Rd.	+1:34.871	2:00.034 117.634 kph	10
DNC									
	72	Head	Wrigley Matthew	Tyrrell 011	5	10:41.733 6 Rd.	5 Rd.	2:03.981 130.091 kph	3
	77	Head	Hartley Steve	McLaren MP4/1	2	6:14.275 9 Rd.	3 Rd.	2:22.712 89.222 kph	1
DNS									
	50	Head	Ferrari Bruno	Merzario F1A3	0	00.000			

01.-03. August 2025 / Nürburgring, 4638 m


DMSB Reg.-No.: R-15043/25

R12 - Masters Racing Legends 1966/1985 F1

Provisional Result Rennen 1 by class

Pos.	No.	Cl.	Entrant / Team Driver, City, Nation, Licence	Car Sponsor-Card	Laps	Total time Intervall	GAP	Fastest Lap Average total	in Lap
Class: Lauda									
Started: 3 Classified: 3 Not Classified: 0 Not Started: 0									
1	2	Lauda	Hagan James	Tyrrell 011B	11	22:50.134		1:54.617	10
								134.049 kph	
2	29	Lauda	Leone Valerio	Arrows A6	11	23:36.907	+46.773	2:00.187	11
							+46.773	129.624 kph	
3	79	Lauda	Bruckner Arthur	Arrows A6	9	21:58.045		2:14.812	9
						2 Rd.	2 Rd.	114.011 kph	

Fastest Lap (in class): Str.-No.:2, Hagan James, 1:54.617 = 145.675 kph

Race Director:	Chief Timekeeper  Thomas Kröner	Publication Time: 2.8.2025
----------------	--	-----------------------------------

DNC = Did not classify | DNS = Did not start | DNF = Did not finish | DSQ = Disqualification

Subject to final scrutineering!



R12 - Masters Racing Legends 1966/1985 F1

Provisional Result Rennen 1

Started: 19			Classified: 17			Not Classified: 2			Not Started: 2		
Pos.	No.	Cl.	Entrant Team Driver, City, Nation, Licence	Car Sponsor-Card	Laps	Total time Intervall	GAP	Fastest Lap Average total	in Lap		
1	7	Head	Cantillon Mike	Williams FW07C	11	21:53.785		1:53.907 139.798 kph	9		
2	99	Head	Constable Jamie	Tyrrell 011	11	22:00.560 06.775	+06.775	1:52.021 139.081 kph	10		
3	47	Head	D'Ansembourg Werner	Williams FW07C	11	22:00.681 06.896	+00.121	1:52.320 139.068 kph	10		
4	11	Head	Toriba Yutaka	Williams FW07C	11	22:01.404 07.619	+00.723	1:51.322 138.992 kph	10		
5	23	Head	E: Scott Sport Tyrrell Ken	Tyrrell 011	11	22:26.136 32.351	+24.732	1:54.949 136.439 kph	11		
6	12	Head	Brooks Steve, Int. B 6405	Lotus 91	11	22:26.820 33.035	+00.684	1:54.629 136.369 kph	11		
7	34	Head	Gore Dan	Tyrrell 010	11	22:44.677 50.892	+17.857	1:56.643 134.585 kph	9		
8	78	Head	Briggs Warren	McLaren M29	11	22:49.710 55.925	+05.033	1:57.425 134.090 kph	11		
9	2	Lauda	Hagan James	Tyrrell 011B	11	22:50.134 56.349	+00.424	1:54.617 134.049 kph	10		
10	29	Lauda	Leone Valerio	Arrows A6	11	23:36.907 1:43.122	+46.773	2:00.187 129.624 kph	11		
11	57	Fittipal	Bullock Martin	Williams FW06	11	23:40.127 1:46.342	+03.220	2:00.290 129.330 kph	11		
12	10	Fittipal	Spiers John	March 761	11	23:41.685 1:47.900	+01.558	2:00.995 129.188 kph	11		
13	31	Fittipal	E: Simon Ayliff Classics Williams Peter	LEC CRP1	11	23:42.367 1:48.582	+00.682	1:59.546 129.126 kph	11		
14	18	Head	Chahwan Alejandro	March 811	10	22:04.519 1 Runde	+1 Runde	2:06.772 126.059 kph	10		
15	37	Head	Holtzman Jonathan	Lotus 87B	10	23:39.390 1 Runde	+1:34.871	2:00.034 117.634 kph	10		
16	79	Lauda	Bruckner Arthur	Arrows A6	9	21:58.045 2 Runden	+1 Runde	2:14.812 114.011 kph	9		
17	39	Fittipal	Fulton Stanley	Penske PC3	9	21:59.981 2 Runden	+01.936	2:14.982 113.843 kph	9		
DNC											
72	Head	Wrigley Matthew	Tyrrell 011		5	10:41.733 6 Runden		2:03.981 130.091 kph	3		
77	Head	Hartley Steve	McLaren MP4/1		2	6:14.275 9 Runden		2:22.712 89.222 kph	1		
DNS											
50	Head	Ferrari Bruno	Merzario F1A3		0	00.000					
21	Fittipal	Werner Maximilian	Hesketh 308C		0	00.000					

Fastest Lap: Str.-Nr.:11, Toriba Yutaka, 1:51.322 = 149.987 kph

01.-03. August 2025 / Nürburgring, 4638 m

DMSB Reg.-No.: R-15043/25

R12 - Masters Racing Legends 1966/1985 F1

Provisional Result Rennen 1


Started: 19

Classified: 17

Not Classified: 2

Not Started: 2

Pos.	No.	Cl.	Entrant Team Driver, City, Nation, Licence	Car Sponsor-Card	Laps	Total time Intervall	Fastest Lap Average total	in Lap
------	-----	-----	---	---------------------	------	-------------------------	------------------------------	-----------

Race Director:	Chief Timekeeper  Thomas Kröner	Publication Time: 2.8.2025
----------------	--	-------------------------------

DNC = Did not classify | DNS = Did not start | DNF = Did not finish | DSQ = Disqualification

Subject to final scrutineering!



R12 - Masters Racing Legends 1966/1985 F1

Provisional Result Rennen 2

Started: 19

Classified: 16

Not Classified: 3

Not Started: 1

Pos.	No.	Cl.	Entrant Team Driver, City, Nation, Licence	Car Sponsor-Card	Laps	Total time Intervall	GAP	Fastest Lap Average total	in Lap
1	7	Head	Cantillon Mike	Williams FW07C	12	20:04.576		1:38.270	4
2	47	Head	D'Ansembourg Werner	Williams FW07C	12	20:05.098		1:38.045	11
3	11	Head	Toriba Yutaka	Williams FW07C	12	20:05.192	00.522 +00.522	166.262 kph	11
4	99	Head	Constable Jamie	Tyrrell 011	12	20:07.230	00.616 +00.094	166.249 kph	11
5	12	Head	Brooks Steve, Int. B 6405	Lotus 91	12	20:21.004	02.654 +02.038	165.968 kph	9
6	23	Head	E: Scott Sport Tyrrell Ken	Tyrrell 011	12	20:22.416	16.428 +13.774	164.096 kph	4
7	72	Head	Wrigley Matthew	Tyrrell 011	12	20:22.900	17.840 +01.412	163.906 kph	9
8	78	Head	Briggs Warren	McLaren M29	12	20:24.026	18.324 +00.484	163.841 kph	10
9	29	Lauda	Leone Valerio	Arrows A6	12	20:32.090	19.450 +01.126	163.691 kph	10
10	34	Head	Gore Dan	Tyrrell 010	12	20:48.004	27.514 +08.064	162.619 kph	6
11	2	Lauda	Hagan James	Tyrrell 011B	12	21:16.327	43.428 +15.914	160.546 kph	12
12	37	Head	Holtzman Jonathan	Lotus 87B	12	21:20.224	1:11.751 +28.323	156.983 kph	8
13	57	Fittipal	Bullock Martin	Williams FW06	12	21:37.250	1:15.648 +03.897	156.505 kph	8
14	18	Head	Chahwan Alejandro	March 811	11	20:47.494	1:32.674 +17.026	154.451 kph	3
15	39	Fittipal	Fulton Stanley	Penske PC3	11	21:36.052	1 Runde +1 Runde	147.227 kph	9
16	79	Lauda	Bruckner Arthur	Arrows A6	11	21:49.090	1 Runde +48.558	141.711 kph	2
							1 Runde +13.038	140.300 kph	
DNC									
31	Fittipal		E: Simon Ayliff Classics Williams Peter	LEC CRP1	8	17:18.196		1:53.833	5
77	Head		Hartley Steve	McLaren MP4/1	6	20:40.915		128.660 kph	6
10	Fittipal		Spiers John	March 761	1	2:22.466		80.731 kph	
								00.000	
								11 Runden	117.198 kph
DNS									
50	Head		Ferrari Bruno	Merzario F1A3	0	00.000			

Fastest Lap: Str.-Nr.:47, D'Ansembourg Werner, 1:38.045 = 170.297 kph

Race Director:

Chief Timekeeper

Publication Time:

11:40

Thomas Kröner

3.8.2025

DNC = Did not classify | DNS = Did not start | DNF = Did not finish | DSQ = Disqualification

Subject to final scrutineering!



R12 - Masters Racing Legends 1966/1985 F1

Sector-Times Rennen 2

2 Hagan

theoretical besttime: 1:43.475

Lap	Time	S1	S2	S3	Lap	Time	S1	S2	S3
1	1:54.611	49.264	45.162	20.185	7	1:44.175	40.816	44.019	19.340
2	1:49.919	43.018	45.454	21.447	8	1:44.864	41.276	44.305	19.283
3	1:46.840	42.449	44.709	19.682	9	1:44.873	41.863	43.529	19.481
4	1:46.816	41.767	44.681	20.368	10	1:46.028	42.393	44.310	19.325
5	1:45.061	41.350	44.259	19.452	11	1:44.825	41.805	43.555	19.465
6	1:44.276	41.169	43.562	19.545	12	1:44.039	41.380	43.454	19.205

7 Cantillon

theoretical besttime: 1:38.251

Lap	Time	S1	S2	S3	Lap	Time	S1	S2	S3
1	1:47.219	45.862	42.378	18.979	7	1:39.769	40.199	41.248	18.322
2	1:41.358	41.127	42.041	18.190	8	1:40.392	40.590	41.365	18.437
3	1:38.908	39.352	41.467	18.089	9	1:40.038	39.658	41.476	18.904
4	1:38.270	39.316	40.993	17.961	10	1:39.785	39.925	41.497	18.363
5	1:38.913	39.418	40.974	18.521	11	1:39.000	39.501	41.350	18.149
6	1:40.601	40.083	42.165	18.353	12	1:40.323	40.172	41.623	18.528

10 Spiers

theoretical besttime:

Lap	Time	S1	S2	S3	Lap	Time	S1	S2	S3
1	2:22.466	55.709	54.215						

11 Toriba

theoretical besttime: 1:38.162

Lap	Time	S1	S2	S3	Lap	Time	S1	S2	S3
1	1:46.606	44.196	43.044	19.366	7	1:40.559	41.171	40.900	18.488
2	1:40.496	40.789	41.068	18.639	8	1:43.876	40.983	44.439	18.454
3	1:39.759	40.085	41.106	18.568	9	1:39.713	39.923	41.494	18.296
4	1:38.455	39.415	40.778	18.262	10	1:39.346	39.835	41.148	18.363
5	1:38.736	39.459	40.870	18.407	11	1:38.282	39.245	40.866	18.171
6	1:39.680	39.990	40.746	18.944	12	1:39.684	39.339	41.390	18.955

12 Brooks

theoretical besttime: 1:39.736

Lap	Time	S1	S2	S3	Lap	Time	S1	S2	S3
1	1:48.421	46.749	42.964	18.708	7	1:41.370	40.229	42.208	18.933
2	1:43.482	41.179	43.292	19.011	8	1:40.662	39.846	42.208	18.608
3	1:41.717	41.350	41.842	18.525	9	1:40.250	40.228	41.654	18.368
4	1:40.885	40.467	41.896	18.522	10	1:41.232	40.060	41.522	19.650
5	1:40.999	40.162	41.905	18.932	11	1:40.679	40.176	42.027	18.476
6	1:40.669	39.892	42.148	18.629	12	1:40.638	40.178	41.986	18.474

18 Chahwan

theoretical besttime: 1:49.975

Lap	Time	S1	S2	S3	Lap	Time	S1	S2	S3
1	2:05.047	55.369	48.982	20.696	7	1:51.430	44.773	46.023	20.634
2	1:52.953	44.833	47.803	20.317	8	1:52.700	44.227	46.910	21.563
3	1:50.117	44.081	45.995	20.041	9	1:54.519	46.477	46.138	21.904
4	1:51.572	44.760	46.378	20.434	10	1:54.142	45.125	48.204	20.813
5	1:51.074	43.939	46.419	20.716	11	1:52.328	45.050	46.671	20.607
6	1:51.612	44.486	46.361	20.765					

R12 - Masters Racing Legends 1966/1985 F1

Sector-Times Rennen 2

23 Tyrrell

theoretical besttime: 1:39.823

Lap	Time	S1	S2	S3	Lap	Time	S1	S2	S3
1	1:46.426	43.894	43.236	19.296	7	1:41.238	40.202	42.089	18.947
2	1:44.223	41.768	43.804	18.651	8	1:40.613	39.615	42.237	18.761
3	1:41.973	40.721	42.314	18.938	9	1:41.599	40.987	42.129	18.483
4	1:40.459	40.091	41.725	18.643	10	1:40.687	40.012	41.932	18.743
5	1:41.786	40.953	41.762	19.071	11	1:41.040	40.450	41.943	18.647
6	1:41.023	40.220	42.112	18.691	12	1:41.349	40.224	42.557	18.568

29 Leone

theoretical besttime: 1:40.342

Lap	Time	S1	S2	S3	Lap	Time	S1	S2	S3
1	1:53.973	49.512	44.903	19.558	7	1:40.945	40.142	42.164	18.639
2	1:43.806	41.689	43.117	19.000	8	1:43.016	40.216	43.407	19.393
3	1:41.733	40.821	42.235	18.677	9	1:40.809	40.438	41.848	18.523
4	1:41.113	40.377	42.150	18.586	10	1:40.406	40.089	41.794	18.523
5	1:42.184	40.229	42.798	19.157	11	1:42.250	40.774	42.870	18.606
6	1:40.985	40.294	42.232	18.459	12	1:40.870	40.263	42.120	18.487

31 Williams

theoretical besttime: 1:53.291

Lap	Time	S1	S2	S3	Lap	Time	S1	S2	S3
1	2:04.565	54.501	49.196	20.868	5	1:53.833	45.685	47.580	20.568
2	1:55.050	46.665	47.759	20.626	6	1:54.234	46.427	47.385	20.422
3	1:58.910	47.649	50.521	20.740	7	2:06.830	47.806	54.383	24.641
4	1:56.289	46.985	49.083	20.221	8	3:28.485	1:16.746	1:21.752	

34 Gore

theoretical besttime: 1:41.215

Lap	Time	S1	S2	S3	Lap	Time	S1	S2	S3
1	1:49.738	47.982	43.009	18.747	7	1:41.958	40.748	42.496	18.714
2	1:44.076	41.606	42.764	19.706	8	1:42.935	41.327	42.575	19.033
3	1:43.130	41.297	42.834	18.999	9	1:45.021	40.827	41.923	22.271
4	1:42.399	40.751	42.886	18.762	10	1:44.696	42.927	42.907	18.862
5	1:44.568	41.265	43.978	19.325	11	1:42.493	40.821	42.829	18.843
6	1:41.610	40.679	42.318	18.613	12	1:45.380	41.006	45.307	19.067

37 Holtzman

theoretical besttime: 1:43.513

Lap	Time	S1	S2	S3	Lap	Time	S1	S2	S3
1	2:00.052	54.596	45.465	19.991	7	1:44.671	41.082	43.830	19.759
2	1:45.655	42.037	44.089	19.529	8	1:43.807	41.376	43.137	19.294
3	1:46.266	41.985	44.229	20.052	9	1:44.479	41.317	43.462	19.700
4	1:46.723	41.546	44.386	20.791	10	1:46.446	41.442	45.451	19.553
5	1:45.991	41.490	44.429	20.072	11	1:45.327	41.272	44.484	19.571
6	1:45.938	41.302	44.819	19.817	12	1:44.869	41.219	43.926	19.724

R12 - Masters Racing Legends 1966/1985 F1

Sector-Times Rennen 2

39 Fulton

theoretical besttime: 1:53.235

Lap	Time	S1	S2	S3	Lap	Time	S1	S2	S3
1	2:13.834	1:00.268	50.700	22.866	7	1:57.078	45.468	49.598	22.012
2	1:58.912	46.604	50.174	22.134	8	1:55.933	44.951	49.311	21.671
3	1:56.738	45.550	48.969	22.219	9	1:53.235	44.259	47.882	21.094
4	1:56.900	45.573	49.039	22.288	10	1:56.073	45.702	48.595	21.776
5	1:55.076	45.382	47.930	21.764	11	1:55.799	44.834	48.599	22.366
6	1:56.474	45.606	49.098	21.770					

47 D'Ansembourg

theoretical besttime: 1:38.045

Lap	Time	S1	S2	S3	Lap	Time	S1	S2	S3
1	1:47.507	45.141	43.043	19.323	7	1:39.904	39.411	42.266	18.227
2	1:44.132	41.582	43.132	19.418	8	1:38.688	39.461	41.095	18.132
3	1:41.466	40.419	41.850	19.197	9	1:38.568	39.369	40.919	18.280
4	1:40.434	40.064	42.231	18.139	10	1:39.202	39.809	41.041	18.352
5	1:39.259	39.733	41.362	18.164	11	1:38.045	39.363	40.766	17.916
6	1:39.205	39.785	41.255	18.165	12	1:38.688	39.444	40.961	18.283

57 Bullock

theoretical besttime: 1:44.721

Lap	Time	S1	S2	S3	Lap	Time	S1	S2	S3
1	1:55.447	50.344	45.281	19.822	7	1:45.758	41.334	44.062	20.362
2	1:49.492	42.420	45.456	21.616	8	1:45.466	42.079	44.035	19.352
3	1:45.855	41.530	44.629	19.696	9	1:45.635	41.688	44.309	19.638
4	1:46.086	41.763	44.808	19.515	10	1:46.748	42.015	45.291	19.442
5	1:47.219	42.181	45.308	19.730	11	1:46.480	42.027	44.671	19.782
6	1:45.894	41.570	44.781	19.543	12	1:57.170	42.694	50.472	24.004

72 Wrigley

theoretical besttime: 1:38.493

Lap	Time	S1	S2	S3	Lap	Time	S1	S2	S3
1	2:00.246	55.887	45.500	18.859	7	1:39.505	39.383	41.109	19.013
2	1:42.610	40.277	42.943	19.390	8	1:40.486	40.069	42.240	18.177
3	1:39.797	39.915	41.718	18.164	9	1:38.829	39.448	41.349	18.032
4	1:39.066	39.628	41.437	18.001	10	1:40.208	39.580	41.454	19.174
5	1:40.803	39.666	42.379	18.758	11	1:40.609	40.265	41.559	18.785
6	1:39.266	39.740	41.447	18.079	12	1:41.475	40.155	42.453	18.867

77 Hartley

theoretical besttime: 1:40.980

Lap	Time	S1	S2	S3	Lap	Time	S1	S2	S3
1	2:13.221	55.661	47.470		4	2:02.382	42.438	42.341	
2	5:19.447	4:17.657	42.836	18.954	5	7:38.837	6:38.416	42.098	18.323
3	1:43.860	42.005	43.527	18.328	6	1:43.168	40.559	43.068	19.541

78 Briggs

theoretical besttime: 1:39.679

Lap	Time	S1	S2	S3	Lap	Time	S1	S2	S3
1	1:50.696	48.640	43.196	18.860	7	1:42.329	40.108	42.196	20.025
2	1:42.773	40.919	42.755	19.099	8	1:42.061	41.369	42.120	18.572
3	1:42.388	40.485	43.301	18.602	9	1:40.372	39.695	42.267	18.410
4	1:40.296	39.954	42.000	18.342	10	1:39.791	39.505	41.891	18.395
5	1:40.800	39.980	41.922	18.898	11	1:40.763	40.553	41.854	18.356
6	1:41.835	39.818	43.111	18.906	12	1:39.922	39.527	41.832	18.563

R12 - Masters Racing Legends 1966/1985 F1

Sector-Times Rennen 2

79 Bruckner

theoretical besttime: 1:54.186

Lap	Time	S1	S2	S3	Lap	Time	S1	S2	S3
1	2:18.736	1:08.395	48.724	21.617	7	1:57.447	46.319	48.485	22.643
2	1:55.733	45.482	48.968	21.283	8	1:57.120	47.529	48.181	21.410
3	1:56.231	44.722	49.917	21.592	9	1:58.135	45.648	50.997	21.490
4	1:56.387	45.275	49.174	21.938	10	1:56.326	45.758	48.492	22.076
5	1:56.085	45.680	48.714	21.691	11	1:56.553	45.478	49.051	22.024
6	2:00.337	46.548	50.450	23.339					

99 Constable

theoretical besttime: 1:38.438

Lap	Time	S1	S2	S3	Lap	Time	S1	S2	S3
1	1:47.780	45.551	43.256	18.973	7	1:40.368	39.610	42.466	18.292
2	1:43.419	41.029	43.655	18.735	8	1:39.330	40.063	41.175	18.092
3	1:41.840	40.521	42.043	19.276	9	1:38.784	39.587	41.277	17.920
4	1:40.213	40.313	41.605	18.295	10	1:39.000	39.562	41.172	18.266
5	1:39.051	39.558	41.419	18.074	11	1:38.721	39.432	41.452	17.837
6	1:39.096	39.779	41.483	17.834	12	1:39.628	39.842	41.533	18.253

R12 - Masters Racing Legends 1966/1985 F1

Provisional Result Rennen 2 by class

Pos.	No.	Cl.	Entrant / Team Driver, City, Nation, Licence	Car Sponsor-Card	Laps	Total time Intervall	GAP	Fastest Lap Average total	in Lap
Class: Fittipaldi									
Started: 4 Classified: 2 Not Classified: 2 Not Started: 0									
1	57	Fittipaldi	Bullock Martin	Williams FW06	12	21:37.250		1:45.466 154.451 kph	8
2	39	Fittipaldi	Fulton Stanley	Penske PC3	11	21:36.052 1 Rd.	1 Rd.	1:53.235 141.711 kph	9
DNC									
31	Fittipaldi	Simon Ayliff Classics Williams Peter	LEC CRP1	8	17:18.196 4 Rd.	3 Rd.	1:53.833 128.660 kph	5	
10	Fittipaldi	Spiers John	March 761	1	2:22.466 11 Rd.	7 Rd.	00.000 117.198 kph		
Class: Head									
Started: 12 Classified: 11 Not Classified: 1 Not Started: 1									
1	7	Head	Cantillon Mike	Williams FW07C	12	20:04.576		1:38.270 166.334 kph	4
2	47	Head	D'Ansembourg Werner	Williams FW07C	12	20:05.098 +00.522	+00.522	1:38.045 166.262 kph	11
3	11	Head	Toriba Yutaka	Williams FW07C	12	20:05.192 +00.616	+00.094	1:38.282 166.249 kph	11
4	99	Head	Constable Jamie	Tyrrell 011	12	20:07.230 +02.654	+02.038	1:38.721 165.968 kph	11
5	12	Head	Brooks Steve, Int. B 6405	Lotus 91	12	20:21.004 +16.428	+13.774	1:40.250 164.096 kph	9
6	23	Head	Scott Sport Tyrrell Ken	Tyrrell 011	12	20:22.416 +17.840	+01.412	1:40.459 163.906 kph	4
7	72	Head	Wrigley Matthew	Tyrrell 011	12	20:22.900 +18.324	+00.484	1:38.829 163.841 kph	9
8	78	Head	Briggs Warren	McLaren M29	12	20:24.026 +19.450	+01.126	1:39.791 163.691 kph	10
9	34	Head	Gore Dan	Tyrrell 010	12	20:48.004 +43.428	+23.978	1:41.610 160.546 kph	6
10	37	Head	Holtzman Jonathan	Lotus 87B	12	21:20.224 +1:15.648	+32.220	1:43.807 156.505 kph	8
11	18	Head	Chahwan Alejandro	March 811	11	20:47.494 1 Rd.	1 Rd.	1:50.117 147.227 kph	3
DNC									
77	Head	Hartley Steve	McLaren MP4/1	6	20:40.915 6 Rd.	5 Rd.	1:43.168 80.731 kph	6	
DNS									
50	Head	Ferrari Bruno	Merzario F1A3	0	00.000				
Class: Lauda									
Started: 3 Classified: 3 Not Classified: 0 Not Started: 0									
1	29	Lauda	Leone Valerio	Arrows A6	12	20:32.090		1:40.406 162.619 kph	10
2	2	Lauda	Hagan James	Tyrrell 011B	12	21:16.327 +44.237	+44.237	1:44.039 156.983 kph	12
3	79	Lauda	Bruckner Arthur	Arrows A6	11	21:49.090 1 Rd.	1 Rd.	1:55.733 140.300 kph	2

01.-03. August 2025 / Nürburgring, 4638 m


DMSB Reg.-No.: R-15043/25

R12 - Masters Racing Legends 1966/1985 F1

Provisional Result Rennen 2 by class

Pos.	No.	Cl.	Entrant / Team Driver, City, Nation, Licence	Car Sponsor-Card	Laps	Total time Intervall	Fastest Lap Average total	in Lap
------	-----	-----	---	---------------------	------	-------------------------	------------------------------	-----------

Fastest Lap (in class): Str.-No.:29, Leone Valerio, 1:40.406 = 166.293 kph

Race Director:	Chief Timekeeper  Thomas Kröner	Publication Time: 3.8.2025
----------------	--	-----------------------------------

DNC = Did not classify | DNS = Did not start | DNF = Did not finish | DSQ = Disqualification

Subject to final scrutineering!



R12 - Masters Racing Legends 1966/1985 F1

Provisional Result Rennen 2

Started: 19

Classified: 16

Not Classified: 3

Not Started: 1

Pos.	No.	Cl.	Entrant Team Driver, City, Nation, Licence	Car Sponsor-Card	Laps	Total time Intervall	GAP	Fastest Lap Average total	in Lap
1	7	Head	Cantillon Mike	Williams FW07C	12	20:04.576		1:38.270 166.334 kph	4
2	47	Head	D'Ansembourg Werner	Williams FW07C	12	20:05.098 00.522	+00.522	1:38.045 166.262 kph	11
3	11	Head	Toriba Yutaka	Williams FW07C	12	20:05.192 00.616	+00.094	1:38.282 166.249 kph	11
4	99	Head	Constable Jamie	Tyrrell 011	12	20:07.230 02.654	+02.038	1:38.721 165.968 kph	11
5	12	Head	Brooks Steve, Int. B 6405	Lotus 91	12	20:21.004 16.428	+13.774	1:40.250 164.096 kph	9
6	23	Head	E: Scott Sport Tyrrell Ken	Tyrrell 011	12	20:22.416 17.840	+01.412	1:40.459 163.906 kph	4
7	72	Head	Wrigley Matthew	Tyrrell 011	12	20:22.900 18.324	+00.484	1:38.829 163.841 kph	9
8	78	Head	Briggs Warren	McLaren M29	12	20:24.026 19.450	+01.126	1:39.791 163.691 kph	10
9	29	Lauda	Leone Valerio	Arrows A6	12	20:32.090 27.514	+08.064	1:40.406 162.619 kph	10
10	34	Head	Gore Dan	Tyrrell 010	12	20:48.004 43.428	+15.914	1:41.610 160.546 kph	6
11	2	Lauda	Hagan James	Tyrrell 011B	12	21:16.327 1:11.751	+28.323	1:44.039 156.983 kph	12
12	37	Head	Holtzman Jonathan	Lotus 87B	12	21:20.224 1:15.648	+03.897	1:43.807 156.505 kph	8
13	57	Fittipal	Bullock Martin	Williams FW06	12	21:37.250 1:32.674	+17.026	1:45.466 154.451 kph	8
14	18	Head	Chahwan Alejandro	March 811	11	20:47.494 1 Runde	+1 Runde	1:50.117 147.227 kph	3
15	39	Fittipal	Fulton Stanley	Penske PC3	11	21:36.052 1 Runde	+48.558	1:53.235 141.711 kph	9
16	79	Lauda	Bruckner Arthur	Arrows A6	11	21:49.090 1 Runde	+13.038	1:55.733 140.300 kph	2
DNC									
31	Fittipal	E: Simon Ayliff Classics Williams Peter	LEC CRP1	8	17:18.196 4 Runden			1:53.833 128.660 kph	5
77	Head	Hartley Steve	McLaren MP4/1	6	20:40.915 6 Runden			1:43.168 80.731 kph	6
10	Fittipal	Spiers John	March 761	1	2:22.466 11 Runden			00.000 117.198 kph	
DNS									
50	Head	Ferrari Bruno	Merzario F1A3	0	00.000				

Fastest Lap: Str.-Nr.:47, D'Ansembourg Werner, 1:38.045 = 170.297 kph

01.-03. August 2025 / Nürburgring, 4638 m

DMSB Reg.-No.: R-15043/25

R12 - Masters Racing Legends 1966/1985 F1

Provisional Result Rennen 2


Started: 19

Classified: 16

Not Classified: 3

Not Started: 1

Pos.	No.	Cl.	Entrant Team Driver, City, Nation, Licence	Car Sponsor-Card	Laps	Total time Intervall	Fastest Lap Average total	in Lap
------	-----	-----	---	---------------------	------	-------------------------	------------------------------	-----------

Race Director:	Chief Timekeeper  Thomas Kröner	Publication Time: 3.8.2025
----------------	--	-------------------------------

DNC = Did not classify | DNS = Did not start | DNF = Did not finish | DSQ = Disqualification

Subject to final scrutineering!



R12 - Masters Racing Legends 1966/1985 F1

Sector-Times Rennen 2

2 Hagan

theoretical besttime: 1:43.475

Lap	Time	S1	S2	S3	Lap	Time	S1	S2	S3
1	1:54.611	49.264	45.162	20.185	7	1:44.175	40.816	44.019	19.340
2	1:49.919	43.018	45.454	21.447	8	1:44.864	41.276	44.305	19.283
3	1:46.840	42.449	44.709	19.682	9	1:44.873	41.863	43.529	19.481
4	1:46.816	41.767	44.681	20.368	10	1:46.028	42.393	44.310	19.325
5	1:45.061	41.350	44.259	19.452	11	1:44.825	41.805	43.555	19.465
6	1:44.276	41.169	43.562	19.545	12	1:44.039	41.380	43.454	19.205

7 Cantillon

theoretical besttime: 1:38.251

Lap	Time	S1	S2	S3	Lap	Time	S1	S2	S3
1	1:47.219	45.862	42.378	18.979	7	1:39.769	40.199	41.248	18.322
2	1:41.358	41.127	42.041	18.190	8	1:40.392	40.590	41.365	18.437
3	1:38.908	39.352	41.467	18.089	9	1:40.038	39.658	41.476	18.904
4	1:38.270	39.316	40.993	17.961	10	1:39.785	39.925	41.497	18.363
5	1:38.913	39.418	40.974	18.521	11	1:39.000	39.501	41.350	18.149
6	1:40.601	40.083	42.165	18.353	12	1:40.323	40.172	41.623	18.528

10 Spiers

theoretical besttime:

Lap	Time	S1	S2	S3	Lap	Time	S1	S2	S3
1	2:22.466	55.709	54.215						

11 Toriba

theoretical besttime: 1:38.162

Lap	Time	S1	S2	S3	Lap	Time	S1	S2	S3
1	1:46.606	44.196	43.044	19.366	7	1:40.559	41.171	40.900	18.488
2	1:40.496	40.789	41.068	18.639	8	1:43.876	40.983	44.439	18.454
3	1:39.759	40.085	41.106	18.568	9	1:39.713	39.923	41.494	18.296
4	1:38.455	39.415	40.778	18.262	10	1:39.346	39.835	41.148	18.363
5	1:38.736	39.459	40.870	18.407	11	1:38.282	39.245	40.866	18.171
6	1:39.680	39.990	40.746	18.944	12	1:39.684	39.339	41.390	18.955

12 Brooks

theoretical besttime: 1:39.736

Lap	Time	S1	S2	S3	Lap	Time	S1	S2	S3
1	1:48.421	46.749	42.964	18.708	7	1:41.370	40.229	42.208	18.933
2	1:43.482	41.179	43.292	19.011	8	1:40.662	39.846	42.208	18.608
3	1:41.717	41.350	41.842	18.525	9	1:40.250	40.228	41.654	18.368
4	1:40.885	40.467	41.896	18.522	10	1:41.232	40.060	41.522	19.650
5	1:40.999	40.162	41.905	18.932	11	1:40.679	40.176	42.027	18.476
6	1:40.669	39.892	42.148	18.629	12	1:40.638	40.178	41.986	18.474

18 Chahwan

theoretical besttime: 1:49.975

Lap	Time	S1	S2	S3	Lap	Time	S1	S2	S3
1	2:05.047	55.369	48.982	20.696	7	1:51.430	44.773	46.023	20.634
2	1:52.953	44.833	47.803	20.317	8	1:52.700	44.227	46.910	21.563
3	1:50.117	44.081	45.995	20.041	9	1:54.519	46.477	46.138	21.904
4	1:51.572	44.760	46.378	20.434	10	1:54.142	45.125	48.204	20.813
5	1:51.074	43.939	46.419	20.716	11	1:52.328	45.050	46.671	20.607
6	1:51.612	44.486	46.361	20.765					

R12 - Masters Racing Legends 1966/1985 F1

Sector-Times Rennen 2

23 Tyrrell

theoretical besttime: 1:39.823

Lap	Time	S1	S2	S3	Lap	Time	S1	S2	S3
1	1:46.426	43.894	43.236	19.296	7	1:41.238	40.202	42.089	18.947
2	1:44.223	41.768	43.804	18.651	8	1:40.613	39.615	42.237	18.761
3	1:41.973	40.721	42.314	18.938	9	1:41.599	40.987	42.129	18.483
4	1:40.459	40.091	41.725	18.643	10	1:40.687	40.012	41.932	18.743
5	1:41.786	40.953	41.762	19.071	11	1:41.040	40.450	41.943	18.647
6	1:41.023	40.220	42.112	18.691	12	1:41.349	40.224	42.557	18.568

29 Leone

theoretical besttime: 1:40.342

Lap	Time	S1	S2	S3	Lap	Time	S1	S2	S3
1	1:53.973	49.512	44.903	19.558	7	1:40.945	40.142	42.164	18.639
2	1:43.806	41.689	43.117	19.000	8	1:43.016	40.216	43.407	19.393
3	1:41.733	40.821	42.235	18.677	9	1:40.809	40.438	41.848	18.523
4	1:41.113	40.377	42.150	18.586	10	1:40.406	40.089	41.794	18.523
5	1:42.184	40.229	42.798	19.157	11	1:42.250	40.774	42.870	18.606
6	1:40.985	40.294	42.232	18.459	12	1:40.870	40.263	42.120	18.487

31 Williams

theoretical besttime: 1:53.291

Lap	Time	S1	S2	S3	Lap	Time	S1	S2	S3
1	2:04.565	54.501	49.196	20.868	5	1:53.833	45.685	47.580	20.568
2	1:55.050	46.665	47.759	20.626	6	1:54.234	46.427	47.385	20.422
3	1:58.910	47.649	50.521	20.740	7	2:06.830	47.806	54.383	24.641
4	1:56.289	46.985	49.083	20.221	8	3:28.485	1:16.746	1:21.752	

34 Gore

theoretical besttime: 1:41.215

Lap	Time	S1	S2	S3	Lap	Time	S1	S2	S3
1	1:49.738	47.982	43.009	18.747	7	1:41.958	40.748	42.496	18.714
2	1:44.076	41.606	42.764	19.706	8	1:42.935	41.327	42.575	19.033
3	1:43.130	41.297	42.834	18.999	9	1:45.021	40.827	41.923	22.271
4	1:42.399	40.751	42.886	18.762	10	1:44.696	42.927	42.907	18.862
5	1:44.568	41.265	43.978	19.325	11	1:42.493	40.821	42.829	18.843
6	1:41.610	40.679	42.318	18.613	12	1:45.380	41.006	45.307	19.067

37 Holtzman

theoretical besttime: 1:43.513

Lap	Time	S1	S2	S3	Lap	Time	S1	S2	S3
1	2:00.052	54.596	45.465	19.991	7	1:44.671	41.082	43.830	19.759
2	1:45.655	42.037	44.089	19.529	8	1:43.807	41.376	43.137	19.294
3	1:46.266	41.985	44.229	20.052	9	1:44.479	41.317	43.462	19.700
4	1:46.723	41.546	44.386	20.791	10	1:46.446	41.442	45.451	19.553
5	1:45.991	41.490	44.429	20.072	11	1:45.327	41.272	44.484	19.571
6	1:45.938	41.302	44.819	19.817	12	1:44.869	41.219	43.926	19.724

R12 - Masters Racing Legends 1966/1985 F1

Sector-Times Rennen 2

39 Fulton

theoretical besttime: 1:53.235

Lap	Time	S1	S2	S3	Lap	Time	S1	S2	S3
1	2:13.834	1:00.268	50.700	22.866	7	1:57.078	45.468	49.598	22.012
2	1:58.912	46.604	50.174	22.134	8	1:55.933	44.951	49.311	21.671
3	1:56.738	45.550	48.969	22.219	9	1:53.235	44.259	47.882	21.094
4	1:56.900	45.573	49.039	22.288	10	1:56.073	45.702	48.595	21.776
5	1:55.076	45.382	47.930	21.764	11	1:55.799	44.834	48.599	22.366
6	1:56.474	45.606	49.098	21.770					

47 D'Ansembourg

theoretical besttime: 1:38.045

Lap	Time	S1	S2	S3	Lap	Time	S1	S2	S3
1	1:47.507	45.141	43.043	19.323	7	1:39.904	39.411	42.266	18.227
2	1:44.132	41.582	43.132	19.418	8	1:38.688	39.461	41.095	18.132
3	1:41.466	40.419	41.850	19.197	9	1:38.568	39.369	40.919	18.280
4	1:40.434	40.064	42.231	18.139	10	1:39.202	39.809	41.041	18.352
5	1:39.259	39.733	41.362	18.164	11	1:38.045	39.363	40.766	17.916
6	1:39.205	39.785	41.255	18.165	12	1:38.688	39.444	40.961	18.283

57 Bullock

theoretical besttime: 1:44.721

Lap	Time	S1	S2	S3	Lap	Time	S1	S2	S3
1	1:55.447	50.344	45.281	19.822	7	1:45.758	41.334	44.062	20.362
2	1:49.492	42.420	45.456	21.616	8	1:45.466	42.079	44.035	19.352
3	1:45.855	41.530	44.629	19.696	9	1:45.635	41.688	44.309	19.638
4	1:46.086	41.763	44.808	19.515	10	1:46.748	42.015	45.291	19.442
5	1:47.219	42.181	45.308	19.730	11	1:46.480	42.027	44.671	19.782
6	1:45.894	41.570	44.781	19.543	12	1:57.170	42.694	50.472	24.004

72 Wrigley

theoretical besttime: 1:38.493

Lap	Time	S1	S2	S3	Lap	Time	S1	S2	S3
1	2:00.246	55.887	45.500	18.859	7	1:39.505	39.383	41.109	19.013
2	1:42.610	40.277	42.943	19.390	8	1:40.486	40.069	42.240	18.177
3	1:39.797	39.915	41.718	18.164	9	1:38.829	39.448	41.349	18.032
4	1:39.066	39.628	41.437	18.001	10	1:40.208	39.580	41.454	19.174
5	1:40.803	39.666	42.379	18.758	11	1:40.609	40.265	41.559	18.785
6	1:39.266	39.740	41.447	18.079	12	1:41.475	40.155	42.453	18.867

77 Hartley

theoretical besttime: 1:40.980

Lap	Time	S1	S2	S3	Lap	Time	S1	S2	S3
1	2:13.221	55.661	47.470		4	2:02.382	42.438	42.341	
2	5:19.447	4:17.657	42.836	18.954	5	7:38.837	6:38.416	42.098	18.323
3	1:43.860	42.005	43.527	18.328	6	1:43.168	40.559	43.068	19.541

78 Briggs

theoretical besttime: 1:39.679

Lap	Time	S1	S2	S3	Lap	Time	S1	S2	S3
1	1:50.696	48.640	43.196	18.860	7	1:42.329	40.108	42.196	20.025
2	1:42.773	40.919	42.755	19.099	8	1:42.061	41.369	42.120	18.572
3	1:42.388	40.485	43.301	18.602	9	1:40.372	39.695	42.267	18.410
4	1:40.296	39.954	42.000	18.342	10	1:39.791	39.505	41.891	18.395
5	1:40.800	39.980	41.922	18.898	11	1:40.763	40.553	41.854	18.356
6	1:41.835	39.818	43.111	18.906	12	1:39.922	39.527	41.832	18.563

52. Belmot-Oldtimer-Grand-Prix 2025

Veranstaltergemeinschaft Historic Race Events GmbH und
 C.H.R.S.N. Sport GmbH, Emsstr. 6, 49134 Wallenhorst

01.-03. August 2025 / Nürburgring, 4638 m

DMSB Reg.-No.: R-15043/25

R12 - Masters Racing Legends 1966/1985 F1

Sector-Times Rennen 2

79 Bruckner

theoretical besttime: 1:54.186

Lap	Time	S1	S2	S3	Lap	Time	S1	S2	S3
1	2:18.736	1:08.395	48.724	21.617	7	1:57.447	46.319	48.485	22.643
2	1:55.733	45.482	48.968	21.283	8	1:57.120	47.529	48.181	21.410
3	1:56.231	44.722	49.917	21.592	9	1:58.135	45.648	50.997	21.490
4	1:56.387	45.275	49.174	21.938	10	1:56.326	45.758	48.492	22.076
5	1:56.085	45.680	48.714	21.691	11	1:56.553	45.478	49.051	22.024
6	2:00.337	46.548	50.450	23.339					

99 Constable

theoretical besttime: 1:38.438

Lap	Time	S1	S2	S3	Lap	Time	S1	S2	S3
1	1:47.780	45.551	43.256	18.973	7	1:40.368	39.610	42.466	18.292
2	1:43.419	41.029	43.655	18.735	8	1:39.330	40.063	41.175	18.092
3	1:41.840	40.521	42.043	19.276	9	1:38.784	39.587	41.277	17.920
4	1:40.213	40.313	41.605	18.295	10	1:39.000	39.562	41.172	18.266
5	1:39.051	39.558	41.419	18.074	11	1:38.721	39.432	41.452	17.837
6	1:39.096	39.779	41.483	17.834	12	1:39.628	39.842	41.533	18.253

R12 - Masters Racing Legends 1966/1985 F1

Final Result Rennen 2 by class

Pos.	No.	Cl.	Entrant / Team Driver, City, Nation, Licence	Car Sponsor-Card	Laps	Total time Intervall	GAP	Fastest Lap Average total	in Lap
Class: Fittipaldi									
Started: 4 Classified: 2 Not Classified: 2 Not Started: 0									
1	57	Fittipaldi	Bullock Martin	Williams FW06	12	21:37.250		1:45.466 154.451 kph	8
2	39	Fittipaldi	Fulton Stanley	Penske PC3	11	21:36.052 1 Rd.	1 Rd.	1:53.235 141.711 kph	9
DNC									
31	Fittipaldi	Simon Ayliff Classics Williams Peter	LEC CRP1	8	17:18.196 4 Rd.	3 Rd.	1:53.833 128.660 kph	5	
10	Fittipaldi	Spiers John	March 761	1	2:22.466 11 Rd.	7 Rd.	00.000 117.198 kph		
Class: Head									
Started: 12 Classified: 11 Not Classified: 1 Not Started: 1									
1	7	Head	Cantillon Mike	Williams FW07C	12	20:04.576		1:38.270 166.334 kph	4
2	47	Head	D'Ansembourg Werner	Williams FW07C	12	20:05.098 +00.522	+00.522	1:38.045 166.262 kph	11
3	11	Head	Toriba Yutaka	Williams FW07C	12	20:05.192 +00.616	+00.094	1:38.282 166.249 kph	11
4	99	Head	Constable Jamie	Tyrrell 011	12	20:07.230 +02.654	+02.038	1:38.721 165.968 kph	11
5	12	Head	Brooks Steve, Int. B 6405	Lotus 91	12	20:21.004 +16.428	+13.774	1:40.250 164.096 kph	9
6	23	Head	Scott Sport Tyrrell Ken	Tyrrell 011	12	20:22.416 +17.840	+01.412	1:40.459 163.906 kph	4
7	72	Head	Wrigley Matthew	Tyrrell 011	12	20:22.900 +18.324	+00.484	1:38.829 163.841 kph	9
8	78	Head	Briggs Warren	McLaren M29	12	20:24.026 +19.450	+01.126	1:39.791 163.691 kph	10
9	34	Head	Gore Dan	Tyrrell 010	12	20:48.004 +43.428	+23.978	1:41.610 160.546 kph	6
10	37	Head	Holtzman Jonathan	Lotus 87B	12	21:20.224 +1:15.648	+32.220	1:43.807 156.505 kph	8
11	18	Head	Chahwan Alejandro	March 811	11	20:47.494 1 Rd.	1 Rd.	1:50.117 147.227 kph	3
DNC									
77	Head	Hartley Steve	McLaren MP4/1	6	20:40.915 6 Rd.	5 Rd.	1:43.168 80.731 kph	6	
DNS									
50	Head	Ferrari Bruno	Merzario F1A3	0	00.000				
Class: Lauda									
Started: 3 Classified: 3 Not Classified: 0 Not Started: 0									
1	29	Lauda	Leone Valerio	Arrows A6	12	20:32.090		1:40.406 162.619 kph	10
2	2	Lauda	Hagan James	Tyrrell 011B	12	21:16.327 +44.237	+44.237	1:44.039 156.983 kph	12
3	79	Lauda	Bruckner Arthur	Arrows A6	11	21:49.090 1 Rd.	1 Rd.	1:55.733 140.300 kph	2

01.-03. August 2025 / Nürburgring, 4638 m




DMSB Reg.-No.: R-15043/25

R12 - Masters Racing Legends 1966/1985 F1

Final Result Rennen 2 by class

Pos.	No.	Cl.	Entrant / Team Driver, City, Nation, Licence	Car Sponsor-Card	Laps	Total time Intervall	Fastest Lap Average total	in Lap
------	-----	-----	---	---------------------	------	-------------------------	------------------------------	-----------

Fastest Lap (in class): Str.-No.:29, Leone Valerio, 1:40.406 = 166.293 kph

Steward:  Marc van Geel	Steward:  Jürgen Juschkat	Steward:  Peter Brings	Publication Time: 3.8.2025
---	--	--	-----------------------------------

DNC = Did not classify | DNS = Did not start | DNF = Did not finish | DSQ = Disqualification



R12 - Masters Racing Legends 1966/1985 F1 Final Result Rennen 2

Started: 19			Classified: 16			Not Classified: 3			Not Started: 1		
Pos.	No.	Cl.	Entrant Team Driver, City, Nation, Licence	Car Sponsor-Card	Laps	Total time Intervall	GAP	Fastest Lap Average total	in Lap		
1	7	Head	Cantillon Mike	Williams FW07C	12	20:04.576		1:38.270 166.334 kph	4		
2	47	Head	D'Ansembourg Werner	Williams FW07C	12	20:05.098 00.522	+00.522	1:38.045 166.262 kph	11		
3	11	Head	Toriba Yutaka	Williams FW07C	12	20:05.192 00.616	+00.094	1:38.282 166.249 kph	11		
4	99	Head	Constable Jamie	Tyrrell 011	12	20:07.230 02.654	+02.038	1:38.721 165.968 kph	11		
5	12	Head	Brooks Steve, Int. B 6405	Lotus 91	12	20:21.004 16.428	+13.774	1:40.250 164.096 kph	9		
6	23	Head	E: Scott Sport Tyrrell Ken	Tyrrell 011	12	20:22.416 17.840	+01.412	1:40.459 163.906 kph	4		
7	72	Head	Wrigley Matthew	Tyrrell 011	12	20:22.900 18.324	+00.484	1:38.829 163.841 kph	9		
8	78	Head	Briggs Warren	McLaren M29	12	20:24.026 19.450	+01.126	1:39.791 163.691 kph	10		
9	29	Lauda	Leone Valerio	Arrows A6	12	20:32.090 27.514	+08.064	1:40.406 162.619 kph	10		
10	34	Head	Gore Dan	Tyrrell 010	12	20:48.004 43.428	+15.914	1:41.610 160.546 kph	6		
11	2	Lauda	Hagan James	Tyrrell 011B	12	21:16.327 1:11.751	+28.323	1:44.039 156.983 kph	12		
12	37	Head	Holtzman Jonathan	Lotus 87B	12	21:20.224 1:15.648	+03.897	1:43.807 156.505 kph	8		
13	57	Fittipal	Bullock Martin	Williams FW06	12	21:37.250 1:32.674	+17.026	1:45.466 154.451 kph	8		
14	18	Head	Chahwan Alejandro	March 811	11	20:47.494 1 Runde	+1 Runde	1:50.117 147.227 kph	3		
15	39	Fittipal	Fulton Stanley	Penske PC3	11	21:36.052 1 Runde	+48.558	1:53.235 141.711 kph	9		
16	79	Lauda	Bruckner Arthur	Arrows A6	11	21:49.090 1 Runde	+13.038	1:55.733 140.300 kph	2		
DNC											
31	Fittipal	E: Simon Ayliff Classics Williams Peter	LEC CRP1	8	17:18.196 4 Runden			1:53.833 128.660 kph	5		
77	Head	Hartley Steve	McLaren MP4/1	6	20:40.915 6 Runden			1:43.168 80.731 kph	6		
10	Fittipal	Spiers John	March 761	1	2:22.466 11 Runden			00.000 117.198 kph			
DNS											
50	Head	Ferrari Bruno	Merzario F1A3	0	00.000						

Fastest Lap: Str.-Nr.:47, D'Ansembourg Werner, 1:38.045 = 170.297 kph

Steward: Marc van Geel	Steward: Jürgen Juschkat	Steward: Peter Brings	Publication Time: 3.8.2025
-------------------------------	---------------------------------	------------------------------	-----------------------------------

DNC = Did not classify | DNS = Did not start | DNF = Did not finish | DSQ = Disqualification



R12 - Masters Racing Legends 1966/1985 F1 Final Result Rennen 2

Started: 19

Classified: 16

Not Classified: 3

Not Started: 1

Pos.	No.	Cl.	Entrant Team Driver, City, Nation, Licence	Car Sponsor-Card	Laps	Total time Intervall	GAP	Fastest Lap Average total	in Lap
1	7	Head	Cantillon Mike	Williams FW07C	12	20:04.576		1:38.270 166.334 kph	4
2	47	Head	D'Ansembourg Werner	Williams FW07C	12	20:05.098	+00.522	1:38.045 166.262 kph	11
3	11	Head	Toriba Yutaka	Williams FW07C	12	20:05.192	+00.094	1:38.282 166.249 kph	11
4	99	Head	Constable Jamie	Tyrrell 011	12	20:07.230	+02.038	1:38.721 165.968 kph	11
5	12	Head	Brooks Steve, Int. B 6405	Lotus 91	12	20:21.004	+13.774	1:40.250 164.096 kph	9
6	23	Head	E: Scott Sport Tyrrell Ken	Tyrrell 011	12	20:22.416	+01.412	1:40.459 163.906 kph	4
7	72	Head	Wrigley Matthew	Tyrrell 011	12	20:22.900	+00.484	1:38.829 163.841 kph	9
8	78	Head	Briggs Warren	McLaren M29	12	20:24.026	+01.126	1:39.791 163.691 kph	10
9	29	Lauda	Leone Valerio	Arrows A6	12	20:32.090	+08.064	1:40.406 162.619 kph	10
10	34	Head	Gore Dan	Tyrrell 010	12	20:48.004	+15.914	1:41.610 160.546 kph	6
11	2	Lauda	Hagan James	Tyrrell 011B	12	21:16.327	+28.323	1:44.039 156.983 kph	12
12	37	Head	Holtzman Jonathan	Lotus 87B	12	21:20.224	+03.897	1:43.807 156.505 kph	8
13	57	Fittipal	Bullock Martin	Williams FW06	12	21:37.250	+17.026	1:45.466 154.451 kph	8
14	18	Head	Chahwan Alejandro	March 811	11	20:47.494	+1 Runde	1:50.117 147.227 kph	3
15	39	Fittipal	Fulton Stanley	Penske PC3	11	21:36.052	+48.558	1:53.235 141.711 kph	9
16	79	Lauda	Bruckner Arthur	Arrows A6	11	21:49.090	+13.038	1:55.733 140.300 kph	2
DNC									
31	Fittipal		E: Simon Ayliff Classics Williams Peter	LEC CRP1	8	17:18.196		1:53.833 128.660 kph	5
77	Head		Hartley Steve	McLaren MP4/1	6	20:40.915		1:43.168 80.731 kph	6
10	Fittipal		Spiers John	March 761	1	2:22.466		00.000 117.198 kph	
DNS									
50	Head		Ferrari Bruno	Merzario F1A3	0	00.000			

Fastest Lap: Str.-Nr.:47, D'Ansembourg Werner, 1:38.045 = 170.297 kph

01.-03. August 2025 / Nürburgring, 4638 m

DMSB Reg.-No.: R-15043/25

R12 - Masters Racing Legends 1966/1985 F1
Final Result Rennen 2




Started: 19

Classified: 16

Not Classified: 3

Not Started: 1

Pos.	No.	Cl.	Entrant Team Driver, City, Nation, Licence	Car Sponsor-Card	Laps	Total time Intervall	Fastest Lap Average total	in Lap
------	-----	-----	---	---------------------	------	-------------------------	------------------------------	-----------

Steward:  Marc van Geel	Steward:  Jürgen Juschkat	Steward:  Peter Brings	Publication Time: 3.8.2025
---	--	--	-------------------------------

DNC = Did not classify | DNS = Did not start | DNF = Did not finish | DSQ = Disqualification

