

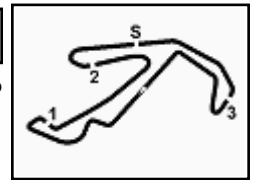


Curbstone, 5 - 6 March 2025

Free Practice - Results Session 3



1
FP



Misano Circuit Sic 58 4.226 m
1 / 2

No. Driver	Team	Car	Time	Gap	Rel.	Laps
1 100 PAGANI AUTOMOBILI	Pagani Automobili	Pagani Huayra R.	1'28.249			27
2 10 BOUTSEN VDS	Boutsen VDS Racing	Mercedes AMG GT3 EVO	1'31.338	3.089	3.089	52
3 50 AF CORSE 50	AF Corse	Ferrari 296 GT3	1'31.341	3.092	0.003	61
4 51 AF CORSE 51	AF Corse	Ferrari 296 GT3	1'31.344	3.095	0.003	63
5 14 EMIL FREY 14	Emil Frey Racing	Ferrari 296 GT3	1'31.353	3.104	0.009	59
6 69 EMIL FREY 69	Emil Frey Racing	Ferrari 296 GT3	1'31.450	3.201	0.097	61
7 73 GETSPEED 73	Getspeed	Mercedes AMG GT3	1'31.455	3.206	0.005	88
8 75 ABT 2	ABT Sportsline	Lamborghini Huracan GT3 EVO	1'31.503	3.254	0.048	60
9 59 GARAGE 59 59	Garage 59	McLaren 720S GT3 EVO	1'31.646	3.397	0.143	82
10 93 AF CORSE 93	AF Corse	Ferrari 296 GT3	1'31.663	3.414	0.017	71
11 58 GARAGE 59 58	Garage 59	McLaren 720S GT3 EVO	1'31.683	3.434	0.020	80
12 27 ABT 1	ABT Sportsline	Lamborghini Huracan GT3 EVO	1'31.693	3.444	0.010	51
13 74 GETSPEED 74	Getspeed	Mercedes AMG GT3	1'31.923	3.674	0.230	110
14 74 ROSSOCORSA 74	Rossocorsa Racing	Ferrari 488 Challenge	1'32.425	4.176	0.502	24
15 3 HAAS RT	Haas Racing Team	Audi R8 GT3 LMS	1'32.459	4.210	0.034	60
16 25 SAINTELOC	Sainteloc Racing	Audi R8 GT3 LMS	1'32.492	4.243	0.033	65
17 71 HERTER RACING	Herter Racing	Ferrari 296 Challenge	1'33.499	5.250	1.007	70
18 85 HAUPT RACING TEAM	Haupt Racing Team	Ford Mustang GT3	1'33.532	5.283	0.033	46
19 76 REPARTO CORSE 76	Reparto Corse RAM	Ferrari 296 Challenge	1'33.679	5.430	0.147	21
20 31 KESSEL RACING 31	Kessel Racing	Ferrari 296 Challenge	1'34.312	6.063	0.633	47
21 28 AF CORSE 28	AF Corse	Ferrari 488 GT3	1'34.606	6.357	0.294	10
22 79 REPARTO CORSE 79	Reparto Corse RAM	Ferrari 296 Challenge	1'34.612	6.363	0.006	63
23 49 ROSSOCORSA 49	Rossocorsa Racing	Ferrari 488 Challenge	1'34.735	6.486	0.123	35
24 81 REPARTO CORSE 81	Reparto Corse RAM	Ferrari 296 Challenge	1'35.016	6.767	0.281	39
25 294 RTR 294	RTR Projects	Mercedes AMG GT2	1'36.261	8.012	1.245	49
26 89 RTR 89	RTR Projects	KTM GT2	1'36.429	8.180	0.168	53

06/03/2025 Start 09:00 End 12:59



LIVE TIMING: livedatamisano.perugiatiming.com



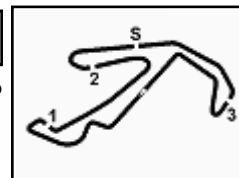


Curbstone, 5 - 6 March 2025

Free Practice - Results Session 3

Misano
World Circuit
Marco Simoncelli

1
FP



Misano Circuit Sic 58 4.226 m

2 / 2

Highlights

09.00	Start
09.54	RED FLAG
10.00	Green Flag
10.45	FCY
10.46	Fine FCY - Green Flag
12.50	RED FLAG
12.55	Green Flag
12.59	End of Session

Fastest Laps Sequence

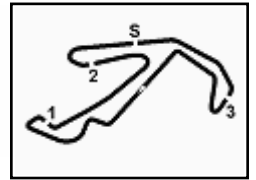
No.	Entrant	Team	Car	Local Time	Time	Gap	Avg
69	EMIL FREY 69	Emil Frey Racing	Ferrari 296 GT3	09:03'33.727	1'32.851		163,850
58	GARAGE 59 58	Garage 59	McLaren 720S GT3 EVO	09:07'49.387	1'32.573	-0.278	164,342
58	GARAGE 59 58	Garage 59	McLaren 720S GT3 EVO	09:09'21.607	1'32.220	-0.353	164,971
14	EMIL FREY 14	Emil Frey Racing	Ferrari 296 GT3	09:12'49.003	1'32.094	-0.126	165,196
14	EMIL FREY 14	Emil Frey Racing	Ferrari 296 GT3	09:15'53.293	1'31.954	-0.140	165,448
14	EMIL FREY 14	Emil Frey Racing	Ferrari 296 GT3	09:18'57.363	1'31.946	-0.008	165,462
59	GARAGE 59 59	Garage 59	McLaren 720S GT3 EVO	09:26'25.787	1'31.835	-0.111	165,662
69	EMIL FREY 69	Emil Frey Racing	Ferrari 296 GT3	09:28'35.824	1'31.683	-0.152	165,937
69	EMIL FREY 69	Emil Frey Racing	Ferrari 296 GT3	09:30'07.462	1'31.638	-0.045	166,018
69	EMIL FREY 69	Emil Frey Racing	Ferrari 296 GT3	09:52'45.418	1'31.450	-0.188	166,360
14	EMIL FREY 14	Emil Frey Racing	Ferrari 296 GT3	10:23'07.181	1'31.353	-0.097	166,536
100	PAGANI AUTOMOBILI	Pagani Automobili	Pagani Huayra R.	10:31'51.315	1'29.313	-2.040	170,340
100	PAGANI AUTOMOBILI	Pagani Automobili	Pagani Huayra R.	10:33'20.216	1'28.901	-0.412	171,130
100	PAGANI AUTOMOBILI	Pagani Automobili	Pagani Huayra R.	10:59'01.760	1'28.249	-0.652	172,394

06/03/2025 Start 09:00 End 12:59



LIVE TIMING: livedatamisano.perugiatiming.com





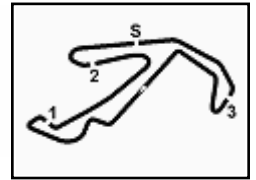
Curbstone, 5 - 6 March 2025

Free Practice - Ideal Times Session 3

Misano Circuit Sic 58 4.226 m

No. Driver	Car	Seg. 1	Seg. 2	Seg. 3	Seg. 4	Ideal Time		
		Diff. 1	Diff. 2	Diff. 3	Diff. 4	Best Lap	Pos.	Diff.
1 100 PAGANI AUTOMOBILI	Pagani Huayra R.	23.910 +0.048	20.497	23.942	19.772 +0.080	1'28.121 1'28.249	1	0.128
2 14 EMIL FREY 14	Ferrari 296 GT3	23.982 +0.103	21.579	25.516 +0.106	20.067	1'31.144 1'31.353	5	0.209
3 69 EMIL FREY 69	Ferrari 296 GT3	24.068 +0.122	21.554 +0.139	25.558 +0.032	19.977	1'31.157 1'31.450	6	0.293
4 10 BOUTSEN VDS	Mercedes AMG GT3 EVO	24.052	21.526 +0.114	25.430	20.190 +0.026	1'31.198 1'31.338	2	0.140
5 50 AF CORSE 50	Ferrari 296 GT3	23.959	21.684	25.561 +0.097	20.030 +0.010	1'31.234 1'31.341	3	0.107
6 73 GETSPEED 73	Mercedes AMG GT3	23.996 +0.129	21.579	25.565 +0.092	20.094	1'31.234 1'31.455	7	0.221
7 75 ABT 2	Lamborghini Huracan GT3 EVO	23.983 +0.102	21.620	25.532	20.147 +0.119	1'31.282 1'31.503	8	0.221
8 58 GARAGE 59 58	McLaren 720S GT3 EVO	24.088 +0.210	21.580 +0.086	25.477	20.167 +0.075	1'31.312 1'31.683	11	0.371
9 51 AF CORSE 51	Ferrari 296 GT3	23.998	21.641	25.503 +0.026	20.176	1'31.318 1'31.344	4	0.026
10 27 ABT 1	Lamborghini Huracan GT3 EVO	23.966 +0.134	21.783	25.544 +0.029	20.185 +0.052	1'31.478 1'31.693	12	0.215
11 93 AF CORSE 93	Ferrari 296 GT3	24.046 +0.036	21.636 +0.017	25.600 +0.081	20.247	1'31.529 1'31.663	10	0.134
12 59 GARAGE 59 59	McLaren 720S GT3 EVO	24.198 +0.020	21.676	25.511	20.180 +0.061	1'31.565 1'31.646	9	0.081
13 74 GETSPEED 74	Mercedes AMG GT3	24.163 +0.034	21.777	25.535 +0.080	20.272 +0.062	1'31.747 1'31.923	13	0.176
14 3 HAAS RT	Audi R8 GT3 LMS	24.212 +0.123	21.792 +0.168	25.598 +0.135	20.398 +0.033	1'32.000 1'32.459	15	0.459
15 74 ROSSOCORSA 74	Ferrari 488 Challenge	24.260 +0.004	21.883 +0.088	25.639	20.484 +0.067	1'32.266 1'32.425	14	0.159
16 25 SAINTELOC	Audi R8 GT3 LMS	24.387 +0.002	21.893	25.652	20.426 +0.132	1'32.358 1'32.492	16	0.134
17 71 HERTER RACING	Ferrari 296 Challenge	24.935	21.849	25.634 +0.299	20.782	1'33.200 1'33.499	17	0.299
18 85 HAUPT RACING TEAM	Ford Mustang GT3	24.700 +0.274	22.080	25.790	20.688	1'33.258 1'33.532	18	0.274
19 76 REPARTO CORSE 76	Ferrari 296 Challenge	25.110 +0.067	21.881 +0.102	25.731	20.770 +0.018	1'33.492 1'33.679	19	0.187
20 31 KESSEL RACING 31	Ferrari 296 Challenge	24.922 +0.057	22.061 +0.097	25.959	21.112 +0.104	1'34.054 1'34.312	20	0.258
21 79 REPARTO CORSE 79	Ferrari 296 Challenge	25.279	22.075 +0.013	25.876 +0.231	21.138	1'34.368 1'34.612	22	0.244
22 81 REPARTO CORSE 81	Ferrari 296 Challenge	25.200 +0.129	22.167 +0.361	25.982	21.084 +0.093	1'34.433 1'35.016	24	0.583
23 28 AF CORSE 28	Ferrari 488 GT3	24.966 +0.081	22.288	26.245	21.026	1'34.525 1'34.606	21	0.081
24 49 ROSSOCORSA 49	Ferrari 488 Challenge	25.392 +0.075	22.006 +0.081	26.141	21.040	1'34.579 1'34.735	23	0.156
25 294 RTR 294	Mercedes AMG GT2	25.847	22.410	26.472	21.532	1'36.261 1'36.261	25	
26 89 RTR 89	KTM GT2	25.642 +0.026	22.610	26.666	21.485	1'36.403 1'36.429	26	0.026
Overall Ideal Time		23.910	20.497	23.942	19.772	1'28.121		





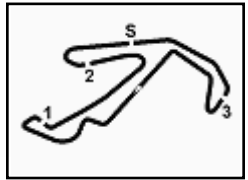
Curbstone, 5 - 6 March 2025

Free Practice - Chronological Analysis Session 3

Misano Circuit Sic 58.4.226 m

3. HAAS RT (1'32.459)							10. BOUTSEN VDS (1'31.338)							
Lap	Seg.1	Seg.2	Seg.3	Seg.4	Lap Time	Local Time	Lap	Seg.1	Seg.2	Seg.3	Seg.4	Lap Time	km/h	Local Time
1		3'46.634	2'25.362	1'38.603		33,5	1							
2	11'00.125	27.139	31.860	25.083	12'24.207P	182,4	2	50.384	24.189	28.335	22.049	2'04.957P	216,0	9:03'23.072
3	30.409	25.056	30.092	24.206	1'49.763	216,4	3	25.620	22.494	26.823	21.135	1'36.072	217,3	9:04'59.144
4	28.133	24.210	28.525	23.343	1'44.211	216,9	4	24.945	22.274	26.114	20.830	1'34.163	218,6	9:06'33.307
5	27.121	23.672	27.498	22.753	1'41.044	217,7	5	24.726	22.010	25.940	20.827	1'33.503	219,5	9:08'06.810
6	27.337	23.691	27.443	22.489	1'40.960	218,2	6	24.544	22.166	26.207	20.828	1'33.745	218,2	9:09'40.555
7	27.020	23.926	27.651	22.526	1'41.123	216,9	7	24.676	22.213	26.164	20.824	1'33.877	218,6	9:11'14.432
8	26.821	23.829	27.755	22.686	1'41.091	215,1	8	24.624	21.980	26.001	20.737	1'33.342	218,6	9:12'47.774
9	26.709	23.754	27.116	22.389	1'39.968	216,9	9	24.602	22.100	28.072	21.280	1'36.054	206,1	9:14'23.828
10	26.602	23.559	27.506	22.167	1'39.834	216,4	10	24.638	21.972	25.940	20.782	1'33.332	219,1	9:15'57.160
11	26.512	23.521	27.051	22.479	1'39.563	216,9	11	24.778	22.340	26.149	25'05.010	26'18.277P	219,1	9:42'15.437
12	28.744	24.400	28.065	37.455	1'58.664P	218,2	12	48.156	22.824	26.620	21.245	1'58.845P	219,5	9:44'14.282
13	3'13.500	24.107	26.382	21.184	4'25.173P	220,4	13	25.301	22.306	25.986	20.802	1'34.395	220,0	9:45'48.677
14	25.362	22.624	26.100	20.990	1'35.076	220,4	14	24.967	22.225	25.740	20.779	1'33.711	220,4	9:47'22.388
15	24.818	22.495	25.933	20.743	1'33.989	220,4	15	24.720	21.973	25.837	20.716	1'33.246	219,5	9:48'55.634
16	24.738	22.057	26.074	20.706	1'33.575	220,0	16	24.840	21.961	26.096	20.682	1'33.579	219,1	9:50'29.213
17	24.618	22.106	25.866	20.634	1'33.224	220,0	17	24.783	22.011	25.791	20.589	1'33.174	220,0	9:52'02.387
18	24.497	21.899	25.856	20.683	1'32.935	220,0	18	24.476	21.931	25.787	20.573	1'32.767	219,5	9:53'35.154
19	24.540	21.865	25.864	20.578	1'32.947	219,5	19	24.642	22.373	54.516	7'52.746	9'34.277P	79,9	10:03'09.431
20	24.581	21.792	29.831	38.837	1'55.041	220,0	20	48.144	22.880	26.175	20.866	1'58.065P	218,2	10:05'07.496
21	34.737	22.990	26.318	20.929	1'44.974	217,7	21	24.624	21.829	25.701	20.473	1'32.627	219,5	10:06'40.123
22	24.632	21.909	26.373	20.820	1'33.734	219,5	22	24.384	22.587	25.870	22.082	1'34.923	219,1	10:08'15.046
23	24.530	21.833	25.750	20.630	1'32.743	220,4	23	24.334	21.793	25.692	20.529	1'32.348	219,5	10:09'47.394
24	24.511	21.890	25.876	20.648	1'32.925	220,4	24	24.416	21.867	25.792	22.451	1'34.526	221,3	10:11'21.920
25	24.719	22.223	26.018	34.341	1'47.301P	220,0	25	24.785	22.529	25.892	21.112	1'34.318	220,0	10:12'56.238
26	4'00.869	24.030	27.757	22.683	5'15.339P	215,6	26	24.488	21.886	25.600	20.604	1'32.578	220,4	10:14'28.816
27	26.440	23.243	27.560	22.360	1'39.603	216,9	27	24.567	21.912	26.007	3'40.150	4'52.636P	220,0	10:19'21.452
28	26.388	23.375	27.377	22.069	1'39.209	217,7	28	48.931	22.373	26.000	20.909	1'58.213P	220,0	10:21'19.665
29	27.132	23.717	28.064	22.447	1'41.360	217,3	29	24.603	21.863	25.701	20.581	1'32.748	220,0	10:22'52.413
30	26.493	23.467	27.798	22.246	1'40.004	216,0	30	24.476	21.835	25.776	20.523	1'32.610	219,5	10:24'25.023
31	26.541	23.335	27.369	22.402	1'39.647	216,4	31	24.663	22.030	25.831	20.430	1'32.954	219,5	10:25'57.977
32	26.583	23.421	27.239	23.149	1'40.392	217,3	32	24.446	21.942	25.759	20.568	1'32.715	219,5	10:27'30.692
33	27.170	23.534	27.400	22.305	1'40.409	216,0	33	24.613	21.853	27.309	20.853	1'34.628	219,1	10:29'05.320
34	26.365	23.102	27.029	21.995	1'38.491	216,9	34	24.424	21.935	25.773	20.442	1'32.574	219,1	10:30'37.894
35	26.430	23.117	27.120	21.952	1'38.619	217,3	35	25.058	22.323	26.625	19'48.311	21'02.317P	219,1	10:51'40.211
36	26.134	23.603	27.271	22.216	1'39.224	217,3	36	47.699	22.224	28.397	20.838	1'59.158P	165,6	10:53'39.369
37	26.251	23.323	27.415	22.510	1'39.499	217,3	37	24.781	21.960	26.033	20.609	1'33.383	219,5	10:55'12.752
38	26.365	23.250	27.647	39.746	1'57.008P	217,7	38	24.596	21.866	25.873	20.505	1'32.840	219,5	10:56'45.592
39	38'13.373	23.099	26.607	20.776	39'23.855P	218,6	39	24.579	21.975	25.859	20.585	1'32.998	219,5	10:58'18.590
40	24.480	22.009	25.863	20.453	1'32.805	219,1	40	24.504	21.921	25.811	20.573	1'32.809	219,1	10:59'51.399
41	24.335	21.960	25.733	20.431	1'32.459	219,5	41	24.411	21.969	25.859	21.825	1'34.064	219,1	11:01'25.463
42	24.554	21.990	25.598	20.452	1'32.594	220,9	42	25.700	22.219	26.022	7'08.333	8'22.274P	219,1	11:09'47.737
43	24.212	21.802	25.757	20.784	1'32.555	220,9	43	48.657	24.414	26.823	21.326	2'01.220P	216,4	11:11'48.957
44	24.485	22.121	26.097	34.516	1'47.219P	222,2	44	25.895	22.424	26.032	20.840	1'35.191	219,1	11:13'24.148
45	6'19.599	24.540	27.569	22.715	7'34.423P	216,4	45	24.446	21.976	25.927	21.602	1'33.951	219,5	11:14'58.099
46	26.577	23.673	28.324	23.214	1'41.788	218,2	46	24.537	21.791	25.784	20.704	1'32.816	219,1	11:16'30.915
47	26.359	23.558	27.576	22.183	1'39.676	218,2	47	24.562	21.806	26.206	20.781	1'33.355	219,5	11:18'04.270
48	26.313	23.485	28.000	22.857	1'40.655	217,3	48	24.408	21.872	25.827	20.673	1'32.780	219,5	11:19'37.050
49	26.600	23.416	27.570	22.464	1'40.050	217,7	49	25.121	23.144	26.767	4'16.301	5'31.333P	218,2	11:25'08.383
50	26.590	23.690	27.713	22.681	1'40.674	217,3	50	47.719	22.619	26.572	20.972	1'57.882P	218,2	11:27'06.265
51	26.790	23.588	27.759	23.455	1'41.592	216,4	51	24.115	21.590	25.612	20.303	1'31.620	219,5	11:28'37.885
52	26.764	23.792	27.920	22.833	1'41.309	217,7	52	24.136	21.526	25.491	20.190	1'31.343	220,0	11:30'09.228
53	26.789	24.117	30.000	23.302	1'44.208	212,2	53	24.052	21.640	25.430	20.216	1'31.338	220,0	11:31'40.566
54	27.059	23.870	29.124	23.256	1'43.309	216,9								
55	26.785	23.546	28.449	38.555	1'57.335P	217,3								
56	2'52.811	22.974	26.382	20.931	4'03.098P	219,5								
57	24.597	22.148	25.842	20.592	1'33.179	220,4								
58	25.052	22.007	25.840	20.591	1'33.490	220,4								
59	24.460	22.003	25.852	20.398	1'32.713	220,9								
60	24.462	21.850	25.804	20.498	1'32.614	221,3								
61	26.670	25.220	28.741	35.484	1'56.115P	206,5								
14. EMIL FREY 14 (1'31.353)														
Lap	Seg.1	Seg.2	Seg.3	Seg.4	Lap Time	Local Time	Lap	Seg.1	Seg.2	Seg.3	Seg.4	Lap Time	km/h	Local Time
1						183,1	1		25.250	28.987	21.732			
2	24.560	22.107	25.848	20.583	1'33.098	218,6	2	24.560	22.107	25.848	20.583	1'33.098	218,6	9:08'12.047
3	24.240	21.982	26.006	20.348	1'32.576	219,1	3	24.240	21.982	26.006	20.348	1'32.576	219,1	9:09'44.623
4	24.194	21.940	25.770	20.382	1'32.286	219,1	4	24.194	21.940	25.770	20.382	1'32.286	219,1	9:11'16.909
5	24.182	21.800	25.723	20.389	1'32.094	220,4	5	24.182	21.800	25.723	20.389	1'32.094	220,4	9:12'49.003





Curbstone, 5 - 6 March 2025
Free Practice - Chronological Analysis Session 3

Misano Circuit Sic 58 4.226 m

2 / 13

Main data table with columns for Lap, Seg.1, Seg.2, Seg.3, Seg.4, Lap Time, km/h, Local Time. Contains 66 rows of timing data.

25 . SAINTELOC (1'32.492)

Summary table for SainteLoc lap with columns: Lap, Seg.1, Seg.2, Seg.3, Seg.4, Lap Time, km/h, Local Time.

27 . ABT 1 (1'31.693)

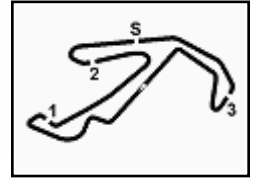
Summary table for ABT 1 lap with columns: Lap, Seg.1, Seg.2, Seg.3, Seg.4, Lap Time, km/h, Local Time.

06/03/2025 P = Pits In/Out - C = Lap-Time Cancelled



LIVE TIMING: livedatamisano.perugiatiming.com





Curbstone, 5 - 6 March 2025
Free Practice - Chronological Analysis Session 3

Misano Circuit Sic 58 4.226 m

3 / 13

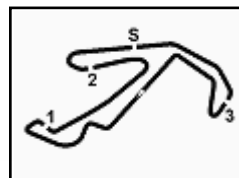
Main data table with columns for Lap, Seg.1-4, Lap Time, km/h, Local Time. Includes sub-tables for '31. KESSEL RACING 31 (1'34.312)' and '28. AF CORSE 28 (1'34.606)'.

06/03/2025 P = Pits In/Out - C = Lap-Time Cancelled



LIVE TIMING: livedatamisano.perugiatiming.com





Curbstone, 5 - 6 March 2025

Free Practice - Chronological Analysis Session 3

Misano Circuit Sic 58 4.226 m

4 / 13

9	25.655	22.695	26.790	44.552	1'59.692P	227,8	10:19'12.671	34	24.857	22.995	25.821	20.303	1'33.976	219,1	10:43'02.740
10	5'41.047	23.765	28.615	22.320	6'55.747P	226,9	10:26'08.418	35	24.080	21.731	25.632	20.164	1'31.607	219,1	10:44'34.347
11	26.022	22.762	26.876	21.776	1'37.436	226,4	10:27'45.854	36	29.368	23.632	58.464	9'53.297	1'144.761P	80,4	10:56'19.108
12	28.148	23.119	29.600	22.081	1'42.948	168,8	10:29'28.802	37	52.529	24.804	28.360	21.414	2'07.107P	211,8	10:58'26.215
13	25.700	22.787	26.786	21.708	1'36.981	227,8	10:31'05.783	38	25.701	23.016	27.061	20.722	1'36.500	217,3	11:00'02.715
14	26.205	23.068	26.615	21.557	1'37.445	227,8	10:32'43.228	39	25.320	22.471	26.625	20.829	1'35.245	217,3	11:01'37.960
15	25.580	22.358	26.462	21.504	1'35.904	228,3	10:34'19.132	40	24.937	22.285	26.436	20.824	1'34.482	217,7	11:03'12.442
16	25.443	22.357	26.549	21.561	1'35.910	228,3	10:35'55.042	41	24.548	22.172	25.810	20.430	1'32.960	218,2	11:04'45.402
17	25.528	22.234	26.410	21.315	1'35.487	228,8	10:37'30.529	42	24.339	21.944	25.784	20.404	1'32.471	218,6	11:06'17.873
18	25.602	25.156	29.260	42.015	2'02.033P	229,3	10:39'32.562	43	24.249	25.831	32.224	9'45.061	1'107.365P	186,9	11:17'25.238
19	52'57.833	31.672	46.626	23.961	5'40.092P	44,5	11:34'12.654	44	53.444	23.480	29.358	31.272	2'17.554P	214,3	11:19'42.792
20	28.457	24.592	28.076	22.266	1'43.391	227,4	11:35'56.045	45	24.259	21.993	35.665	20.639	1'42.556	107,9	11:21'25.348
21	26.304	23.590	27.091	21.702	1'38.687	226,9	11:37'34.732	46	24.084	21.841	25.635	20.200	1'31.760	217,7	11:22'57.108
22	25.529	22.425	27.393	21.571	1'36.918	227,8	11:39'11.650	47	24.029	21.809	25.633	23.681	1'35.152	218,2	11:24'32.260
23	25.772	22.533	26.592	21.338	1'36.235	229,3	11:40'47.885	48	30.700	34.103	30.898	21.478	1'57.179	198,2	11:26'29.439
24	26.182	24.053	26.607	21.738	1'38.580	228,8	11:42'26.465	49	24.045	21.752	25.663	20.259	1'31.719	217,7	11:28'01.158
25	25.712	22.326	26.756	21.533	1'36.327	229,8	11:44'02.792	50	23.979	21.736	25.617	20.030	1'31.362	218,6	11:29'32.520
26	29.008	29.483	39.367	38.530	2'16.388P	125,3	11:46'19.180	51	24.018	21.823	26.360	32.786	1'44.987	218,6	11:31'17.507
27	5'07.953	35.243	35.660	26.815	6'45.671P	161,7	11:53'04.851	52	24.045	21.771	25.594	20.196	1'31.606	218,6	11:32'49.113
28	31.288	24.368	27.824	22.163	1'45.643	227,4	11:54'50.494	53	24.076	22.319	26.027	4'17.631	5'30.053P	218,2	11:34'19.166
29	26.045	22.485	26.545	21.686	1'36.761	227,8	11:56'27.255	54	47.594	24.765	26.396	21.196	1'59.951P	216,4	11:40'19.117
30	27.927	22.594	26.413	21.366	1'38.300	229,3	11:58'05.555	55	24.640	21.907	25.753	20.885	1'33.185	217,7	11:41'52.302
31	25.392	22.122	26.400	21.192	1'35.106	228,8	11:59'40.661	56	24.296	21.778	25.738	20.322	1'32.134	218,6	11:43'24.436
32	25.569	22.261	27.516	22.691	1'38.037	230,3	12:01'18.698	57	24.140	21.768	25.566	20.358	1'31.832	218,6	11:44'56.268
33	30.775	32.094	27.830	21.759	1'52.458	226,9	12:03'11.156	58	24.275	21.773	25.669	20.264	1'31.981	219,1	11:46'28.249
34	25.467	22.087	26.141	21.040	1'34.735	229,3	12:04'45.891	59	24.241	21.819	25.561	20.210	1'31.831	219,5	11:48'00.080
35	25.418	22.006	26.145	21.200	1'34.769	230,3	12:06'20.660	60	24.266	22.090	25.658	20.332	1'32.346	218,6	11:49'32.426
36	28.457	22.474	29.717	35.839	1'56.487P	174,5	12:08'17.147	61	24.252	22.605	25.831	16'02.373	17'15.061P	219,1	12:06'47.487
								62	47.534	22.476	26.283	1'03.720	2'40.013P	216,4	12:09'27.500

50 . AF CORSE 50 (1'31.341)

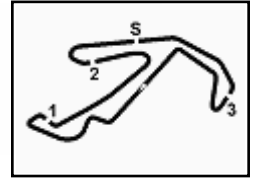
Lap	Seg.1	Seg.2	Seg.3	Seg.4	Lap Time	km/h	Local Time
1							
2	50.546	24.577	26.373	20.755	2'02.251P	218,2	9:07'30.241
3	24.755	22.237	25.789	20.554	1'33.335	219,1	9:09'03.576
4	24.428	21.998	25.805	20.644	1'32.875	219,5	9:10'36.451
5	24.499	22.175	25.766	20.599	1'33.039	219,1	9:12'09.490
6	24.489	21.990	25.812	20.721	1'33.012	219,5	9:13'42.502
7	24.499	22.277	26.133	10'38.678	11'51.587P	217,7	9:25'34.089
8	47.921	24.511	26.410	21.880	2'00.722P	214,7	9:27'34.811
9	24.497	22.026	25.681	20.614	1'32.818	218,6	9:29'07.629
10	24.481	22.429	25.747	2'49.852	4'02.509P	219,1	9:33'10.138
11	47.198	22.559	25.860	20.741	1'56.358P	220,0	9:35'06.496
12	24.816	21.855	25.764	20.414	1'32.849	218,6	9:36'39.345
13	24.263	21.977	25.716	20.505	1'32.461	218,2	9:38'11.806
14	24.313	21.888	25.678	20.466	1'32.345	218,6	9:39'44.151
15	24.306	21.842	25.732	20.412	1'32.292	218,2	9:41'16.443
16	24.280	21.834	25.681	20.424	1'32.219	219,1	9:42'48.662
17	24.480	22.294	26.006	16'30.143	17'42.923P	218,6	10:00'31.585
18	48.306	23.103	26.524	21.747	1'59.680P	216,9	10:02'31.265
19	24.391	22.006	25.890	20.421	1'32.708	218,6	10:04'03.973
20	24.218	22.706	27.681	21.739	1'36.344	217,7	10:05'40.317
21	24.282	21.953	25.826	20.264	1'32.325	219,1	10:07'12.642
22	24.275	21.844	25.705	20.355	1'32.179	219,1	10:08'44.821
23	24.177	21.843	25.708	20.289	1'32.017	219,1	10:10'16.838
24	30.286	28.472	43.091	31.409	2'13.258	110,1	10:12'30.096
25	24.297	21.954	25.789	20.349	1'32.389	218,6	10:14'02.485
26	24.277	21.712	25.614	20.506	1'32.109	219,5	10:15'34.594
27	26.016	28.525	27.261	14'13.182	15'34.984P	213,4	10:31'09.578
28	50.018	23.074	26.641	22.383	2'02.116P	215,1	10:33'11.694
29	24.397	22.590	26.183	20.346	1'33.516	217,7	10:34'45.210
30	24.077	21.692	25.598	20.075	1'31.442	218,6	10:36'16.652
31	23.959	21.684	25.658	20.040	1'31.341	218,6	10:37'47.993
32	32.330	39.048	34.076	23.599	2'09.053	153,2	10:39'57.046
33	24.076	21.933	25.576	20.133	1'31.718	219,5	10:41'28.764

51 . AF CORSE 51 (1'31.344)

Lap	Seg.1	Seg.2	Seg.3	Seg.4	Lap Time	km/h	Local Time
1							
2	51.415	24.967	27.905	26.443	2'10.730P	217,3	9:10'00.434
3	25.121	22.285	26.377	21.088	1'34.871	218,6	9:11'35.305
4	24.756	22.084	26.217	20.934	1'33.991	218,2	9:13'09.296
5	24.625	22.092	26.079	20.809	1'33.605	218,2	9:14'42.901
6	24.475	21.912	25.986	20.683	1'33.056	218,2	9:16'15.957
7	24.457	22.283	26.721	21.418	1'34.879	217,7	9:17'50.836
8	24.447	21.969	25.995	20.622	1'33.033	217,3	9:19'23.869
9	24.453	21.875	26.035	20.595	1'32.958	218,2	9:20'56.827
10	24.558	22.716	26.357	9'50.934	11'04.565P	218,2	9:32'01.392
11	47.625	23.495	26.536	21.068	1'58.724P	216,9	9:34'00.116
12	24.417	21.987	25.811	20.696	1'32.911	217,7	9:35'33.027
13	24.422	22.107	25.930	27.442	1'39.901	218,6	9:37'12.928
14	24.443	22.057	25.993	21.046	1'33.539	218,2	9:38'46.467
15	24.287	21.949	25.715	20.618	1'32.569	218,6	9:40'19.036
16	24.267	21.905	25.916	24.236	1'36.324	219,1	9:41'55.360
17	25.081	23.983	26.886	8'16.019	9'31.969P	218,2	9:51'27.329
18	47.368	23.085	26.265	20.781	1'57.499P	216,4	9:53'24.828
19	24.441	22.753	53.451	6'15.573	7'56.218P	79,6	10:01'21.046
20	47.556	23.443	27.031	21.036	1'59.066P	213,4	10:03'20.112
21	24.437	21.975	25.941	20.559	1'32.912	217,7	10:04'53.024
22	24.995	22.213	25.732	20.590	1'33.530	217,7	10:06'26.554
23	24.261	21.933	25.732	20.554	1'32.480	217,7	10:07'59.034
24	24.254	21.817	25.630	20.392	1'32.093	218,2	10:09'31.127
25	24.253	21.853	25.709	20.364	1'32.179	217,7	10:11'03.306
26	24.253	21.868	25.856	7'14.997	8'26.974P	219,1	10:19'30.280
27	55.644	23.740	26.469	26.231	2'12.084P	212,2	10:21'42.364
28	24.467	22.126	25.881	20.505	1'32.979	218,2	10:23'15.343
29	24.263	21.933	25.715	20.589	1'32.500	218,2	10:24'47.843
30	24.270	21.928	25.925	20.362	1'32.485	218,2	10:26'20.328
31	24.206	21.886	25.748	20.432	1'32.272	218,6	10:27'52.600
32	24.205	21.902	25.774	20.536	1'32.417	218,2	10:29'25.017

06/03/2025 P = Pits In/Out - C = Lap-Time Cancelled





Curbstone, 5 - 6 March 2025
Free Practice - Chronological Analysis Session 3

Misano Circuit Sic 58 4.226 m

5 / 13

Table with 14 columns showing lap times and positions for 64 drivers. Includes data for drivers like 33, 34, 35, etc., with times and positions.

58 . GARAGE 59 58 (1'31.683)

Table with 7 columns: Lap, Seg.1, Seg.2, Seg.3, Seg.4, Lap Time, km/h, Local Time. Shows detailed timing for Garage 59 58.

59 . GARAGE 59 59 (1'31.646)

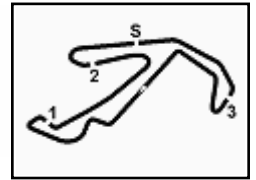
Table with 7 columns: Lap, Seg.1, Seg.2, Seg.3, Seg.4, Lap Time, km/h, Local Time. Shows detailed timing for Garage 59 59.

06/03/2025 P = Pits In/Out - C = Lap-Time Cancelled



LIVE TIMING: livedatamisano.perugiatiming.com





Curbstone, 5 - 6 March 2025

Free Practice - Chronological Analysis Session 3

Misano Circuit Sic 58 4.226 m

6 / 13

10	49.136	22.911	26.714	20.986	1'59.747P	218,6	9:21'49.445	74	24.402	21.818	25.734	20.541	1'32.495	221,3	12:13'03.840
11	24.436	21.776	25.754	20.551	1'32.517	220,9	9:23'21.962	75	25.844	22.633	25.984	20.530	1'34.991	220,0	12:14'38.831
12	24.288	21.712	25.810	20.180	1'31.990	221,8	9:24'53.952	76	24.544	21.891	25.658	20.401	1'32.494	220,4	12:16'11.325
13	24.214	21.761	25.643	20.217	1'31.835	222,2	9:26'25.787	77	24.380	21.794	25.744	7'52.351	9'04.269P	220,9	12:25'15.594
14	24.300	22.589	31.076	23.072	1'41.037	169,0	9:28'06.824	78	48.112	22.864	26.441	20.809	1'58.226P	218,2	12:27'13.820
15	24.198	21.736	25.766	20.344	1'32.044	222,2	9:29'38.868	79	24.518	21.992	25.937	20.756	1'33.203	220,4	12:28'47.023
16	24.263	23.208	27.187	4'30.710	5'45.368P	220,9	9:35'24.236	80	24.491	21.997	25.830	20.444	1'32.762	220,0	12:30'19.785
17	48.131	22.636	26.601	20.813	1'58.181P	218,6	9:37'22.417	81	24.495	21.915	25.784	21.125	1'33.319	220,9	12:31'53.104
18	24.425	21.879	25.666	20.368	1'32.338	220,9	9:38'54.755	82	25.650	22.140	26.034	20.605	1'34.429	218,6	12:33'27.533
19	25.203	22.039	25.813	20.533	1'33.588	220,4	9:40'28.343	83	24.324	22.006	25.781	20.581	1'32.692	221,3	12:35'00.225
20	24.252	21.909	25.678	20.260	1'32.099	221,3	9:42'00.442								
21	24.291	22.045	25.839	20.619	1'32.794	221,3	9:43'33.236								
22	24.307	21.861	25.609	20.315	1'32.092	221,3	9:45'05.328								
23	24.375	21.817	25.990	14'55.218	16'07.400P	220,9	10:01'12.728								
24	49.580	23.194	26.332	21.008	2'00.114P	218,6	10:03'12.842								
25	24.404	22.041	26.273	21.512	1'34.230	220,9	10:04'47.072								
26	24.453	21.866	25.570	20.375	1'32.264	220,4	10:06'19.336								
27	24.257	21.761	25.544	20.260	1'31.822	221,3	10:07'51.158								
28	24.215	21.759	25.618	20.268	1'31.860	220,4	10:09'23.018								
29	24.218	21.676	25.511	20.241	1'31.646	221,8	10:10'54.664								
30	24.390	21.978	25.995	7'25.781	8'38.144P	220,9	10:19'32.808								
31	55.052	22.926	26.421	21.020	2'05.419P	219,5	10:21'38.227								
32	24.636	21.903	25.753	20.663	1'32.955	221,3	10:23'11.182								
33	24.365	21.768	25.571	20.474	1'32.178	221,8	10:24'43.360								
34	24.445	21.858	25.788	20.441	1'32.532	220,9	10:26'15.892								
35	24.377	21.732	25.612	20.406	1'32.127	221,8	10:27'48.019								
36	24.632	21.820	25.985	20.535	1'32.972	220,9	10:29'20.991								
37	24.490	21.922	26.201	19'06.947	20'19.560P	220,4	10:49'40.551								
38	48.808	23.003	27.020	20.557	1'59.388P	213,9	10:51'39.939								
39	24.483	22.004	25.952	20.559	1'32.998	220,4	10:53'12.937								
40	24.545	21.968	25.837	20.553	1'32.903	220,4	10:54'45.840								
41	24.491	22.013	25.771	20.381	1'32.656	220,4	10:56'18.496								
42	24.390	21.872	25.787	20.340	1'32.389	221,3	10:57'50.885								
43	25.776	22.860	26.208	20.731	1'35.575	220,4	10:59'26.460								
44	24.338	21.848	25.906	20.430	1'32.522	221,8	11:00'58.982								
45	24.959	22.443	26.324	3'30.232	4'43.958P	220,9	11:05'42.940								
46	48.769	23.060	26.278	20.670	1'58.777P	220,4	11:07'41.717								
47	24.420	21.754	25.831	20.422	1'32.427	220,4	11:09'14.144								
48	24.365	21.786	25.726	20.629	1'32.506	221,3	11:10'46.650								
49	24.370	21.718	25.757	20.888	1'32.733	221,3	11:12'19.383								
50	24.310	21.779	25.857	20.307	1'32.253	221,8	11:13'51.636								
51	24.441	21.699	29.192	26.404	1'41.736	221,3	11:15'33.372								
52	24.460	21.794	26.116	4'09.080	5'21.450P	221,8	11:20'54.822								
53	48.548	23.046	27.086	21.114	1'59.794P	211,4	11:22'54.616								
54	24.688	22.249	25.999	25.404	1'38.340	222,2	11:24'32.956								
55	27.095	22.362	26.182	22.226	1'37.865	220,9	11:26'10.821								
56	24.411	21.841	25.831	20.424	1'32.507	220,9	11:27'43.328								
57	24.461	21.951	26.823	22.150	1'35.385	222,2	11:29'18.713								
58	25.047	22.007	26.112	20.648	1'33.814	220,9	11:30'52.527								
59	24.296	21.684	25.925	20.354	1'32.259	220,9	11:32'24.786								
60	24.439	21.878	26.148	10'56.840	12'09.305P	221,8	11:44'34.091								
61	48.368	22.474	26.459	20.782	1'58.083P	217,3	11:46'32.174								
62	24.716	22.017	25.880	20.666	1'33.279	219,5	11:48'05.453								
63	24.516	22.437	26.074	20.734	1'33.761	219,1	11:49'39.214								
64	24.540	21.902	25.768	20.420	1'32.630	220,0	11:51'11.844								
65	24.614	22.253	26.153	20.518	1'33.538	219,5	11:52'45.382								
66	24.422	21.834	25.740	20.236	1'32.232	220,0	11:54'17.614								
67	24.913	22.163	26.166	20.860	1'34.102	219,1	11:55'51.716								
68	24.456	21.855	25.754	20.620	1'32.685	220,4	11:57'24.401								
69	24.574	23.004	26.337	6'17.040	7'30.955P	219,5	12:04'55.356								
70	48.005	22.626	26.228	20.714	1'57.573P	218,2	12:06'52.929								
71	24.602	22.183	25.933	20.546	1'33.264	220,0	12:08'26.193								
72	24.380	21.935	25.882	20.441	1'32.638	220,4	12:09'58.831								
73	24.354	21.951	25.687	20.522	1'32.514	220,4	12:11'31.345								

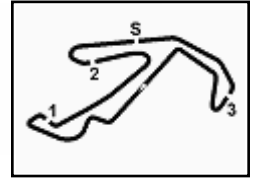
06/03/2025

P = Pits In/Out - C = Lap-Time Cancelled



LIVE TIMING: livedatamisano.perugiatiming.com





Curbstone, 5 - 6 March 2025

Free Practice - Chronological Analysis Session 3

Misano Circuit Sic 58 4.226 m

7 / 13

52	24.397	21.874	25.862	20.451	1'32.584	218,2	12:14'06.904	51	32.187	28.929	28.554	23.728	1'53.398	225,9	12:01'15.250
53	24.312	21.741	25.873	20.245	1'32.171	218,6	12:15'39.075	52	27.199	23.530	27.696	22.258	1'40.683	226,9	12:02'55.933
54	24.860	22.591	26.974	20.827	1'35.252	217,7	12:17'14.327	53	25.927	22.851	26.500	21.662	1'36.940	227,8	12:04'32.873
55	24.148	21.843	25.897	20.175	1'32.063	218,2	12:18'46.390	54	26.015	23.407	26.592	21.496	1'37.510	228,8	12:06'10.383
56	24.267	21.701	25.822	20.277	1'32.067	218,2	12:20'18.457	55	26.371	24.172	27.979	21.789	1'40.311	227,8	12:07'50.694
57	24.295	21.554	25.930	20.401	1'32.180	218,6	12:21'50.637	56	25.923	23.484	26.909	32.763	1'49.079P	228,8	12:09'39.773
58	24.153	21.718	25.730	20.367	1'31.968	219,5	12:23'22.605	57	5'56.184	23.335	26.385	21.425	7'07.329P	228,8	12:16'47.102
59	24.122	21.651	25.818	34.114	1'45.705P	219,5	12:25'08.310	58	25.164	21.992	25.725	20.967	1'33.848	229,8	12:18'20.950
60	22'14.429	22.193	26.198	20.627	23'23.447P	216,4	12:48'31.757	59	25.038	21.988	25.787	21.067	1'33.880	229,3	12:19'54.830
61	24.439	21.830	26.057	20.293	1'32.619	217,3	12:50'04.376	60	24.935	21.849	25.933	20.782	1'33.499	229,8	12:21'28.329
62	24.406	28.945	59.512	43.325	2'36.188P	79,8	12:52'40.564	61	27.504	25.638	27.345	34.381	1'54.868P	227,4	12:23'23.197

71 . HERTER RACING (1'33.499)

Lap	Seg.1	Seg.2	Seg.3	Seg.4	Lap Time	km/h	Local Time
1		38.197	36.666	28.034		127,5	
2	31.790	27.525	29.535	22.544	1'51.394	167,7	9:13'23.765
3	26.034	22.774	26.315	21.474	1'36.597	224,5	9:15'00.362
4	25.415	22.631	26.176	21.354	1'35.576	225,0	9:16'35.938
5	25.306	22.414	26.007	21.169	1'34.896	225,5	9:18'10.834
6	29.607	32.524	35.266	38.203	2'15.600P	159,3	9:20'26.434
7	4'35.749	25.269	28.046	22.576	5'51.640P	224,5	9:26'18.074
8	26.708	23.109	27.217	22.285	1'39.319	225,9	9:27'57.393
9	26.665	24.034	26.785	21.931	1'39.415	225,5	9:29'36.808
10	26.065	24.331	27.293	22.093	1'39.782	226,9	9:31'16.590
11	26.250	23.031	28.792	24.458	1'42.531	208,5	9:32'59.121
12	26.877	24.058	29.243	36.341	1'56.519P	225,5	9:34'55.640
13	29'29.805	25.636	28.302	22.056	30'45.799P	227,4	10:05'41.439
14	25.544	22.428	25.960	21.318	1'35.250	228,3	10:07'16.689
15	25.220	22.076	25.882	21.069	1'34.247	228,8	10:08'50.936
16	25.135	21.973	25.634	21.047	1'33.789	229,3	10:10'24.725
17	26.302	22.906	26.309	34.482	1'49.999P	229,3	10:12'14.724
18	9'01.993	26.504	27.010	21.373	10'16.880P	227,4	10:22'31.604
19	25.308	22.093	25.820	21.083	1'34.304	229,8	10:24'05.908
20	25.082	22.024	25.811	34.730	1'47.647P	229,3	10:25'53.555
21	12'14.469	33.837	36.778	26.633	13'51.717P	119,5	10:39'45.272
22	29.933	25.662	31.594	22.691	1'49.880	128,7	10:41'35.152
23	26.642	23.969	27.011	21.825	1'39.447	227,4	10:43'14.599
24	25.971	22.952	26.499	21.773	1'37.195	228,8	10:44'51.794
25	26.008	44.382	39.853	21.854	2'12.097	137,9	10:47'03.891
26	25.994	22.791	26.795	21.557	1'37.137	227,4	10:48'41.028
27	25.893	22.815	26.845	21.514	1'37.067	227,4	10:50'18.095
28	25.795	22.597	26.719	21.730	1'36.841	227,4	10:51'54.936
29	25.924	22.757	29.429	35.785	1'53.895P	213,0	10:53'48.831
30	11'39.231	25.856	30.428	22.622	12'58.137P	207,3	11:06'46.968
31	26.523	24.201	27.418	21.610	1'39.752	227,4	11:08'26.720
32	26.421	22.960	26.811	21.824	1'38.016	227,8	11:10'04.736
33	26.045	22.750	27.152	21.583	1'37.530	227,8	11:11'42.266
34	25.950	22.809	27.219	21.657	1'37.635	227,4	11:13'19.901
35	26.103	22.687	27.124	36.207	1'52.121P	226,9	11:15'12.022
36	4'07.907	22.477	26.070	21.421	5'17.875P	228,8	11:20'29.897
37	25.192	22.200	25.876	26.701	1'39.969	229,8	11:22'09.866
38	25.083	22.174	25.931	21.375	1'34.563	229,3	11:23'44.429
39	25.112	21.950	25.745	20.910	1'33.717	229,3	11:25'18.146
40	25.686	23.021	27.070	34.230	1'50.007P	228,8	11:27'08.153
41	9'12.859	31.891	36.476	26.513	10'47.739P	154,3	11:37'55.892
42	30.773	26.633	29.322	23.272	1'50.000	224,1	11:39'45.892
43	27.429	25.239	27.916	22.614	1'43.198	223,6	11:41'29.090
44	26.072	22.908	26.678	21.514	1'37.172	227,4	11:43'06.262
45	25.993	22.663	26.429	21.605	1'36.690	228,8	11:44'42.952
46	25.876	22.761	26.775	21.651	1'37.063	228,3	11:46'20.015
47	25.761	22.686	26.725	21.794	1'36.966	227,8	11:47'56.981
48	27.557	30.363	34.441	22.910	1'55.271	162,2	11:49'52.252
49	26.123	22.829	29.968	37.452	1'56.372P	187,8	11:51'48.624
50	5'59.361	28.666	37.752	27.449	7'33.228P	136,5	11:59'21.852

73 . GETSPEED 73 (1'31.455)

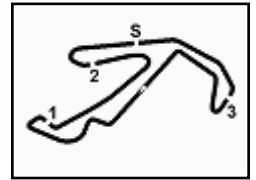
Lap	Seg.1	Seg.2	Seg.3	Seg.4	Lap Time	km/h	Local Time
1							
2	45.814	23.807	27.243	21.461	1'58.325P	213,0	9:04'35.454
3	25.022	22.581	26.232	20.915	1'34.750	217,7	9:06'10.204
4	24.628	22.366	26.046	20.675	1'33.715	218,2	9:07'43.919
5	24.575	21.987	25.982	20.546	1'33.090	218,6	9:09'17.009
6	24.330	21.835	25.881	20.380	1'32.426	219,1	9:10'49.435
7	24.475	22.183	25.991	20.577	1'33.226	218,6	9:12'22.661
8	24.477	21.997	25.894	20.484	1'32.852	218,2	9:13'55.513
9	24.419	21.848	25.781	20.409	1'32.457	219,1	9:15'27.970
10	24.277	21.888	25.768	20.433	1'32.366	220,0	9:17'00.336
11	24.238	21.899	26.014	3'08.204	4'20.355P	219,1	9:21'20.691
12	44.469	23.580	26.823	21.362	1'56.234P	219,1	9:23'16.925
13	24.874	22.069	26.116	20.945	1'34.004	219,1	9:24'50.929
14	24.809	22.200	25.933	20.711	1'33.653	220,0	9:26'24.582
15	24.944	22.245	26.273	21.458	1'34.920	220,0	9:27'59.502
16	25.291	22.466	25.845	20.673	1'34.275	220,0	9:29'33.777
17	24.439	22.154	25.836	20.501	1'32.930	220,0	9:31'06.707
18	24.387	21.948	25.776	20.431	1'32.542	220,0	9:32'39.249
19	24.557	22.008	25.826	20.440	1'32.831	220,4	9:34'12.080
20	24.521	22.071	25.931	20.553	1'33.076	220,9	9:35'45.156
21	24.599	22.089	25.874	20.419	1'32.981	220,9	9:37'18.137
22	24.612	21.944	25.864	20.568	1'32.988	220,9	9:38'51.125
23	24.549	22.067	25.768	20.403	1'32.787	220,4	9:40'23.912
24	24.499	22.024	25.825	20.302	1'32.650	220,9	9:41'56.562
25	25.074	22.255	25.881	20.721	1'33.931	220,9	9:43'30.493
26	25.387	22.057	25.883	24'37.163	25'50.490P	220,9	10:09'20.983
27	44.533	24.685	27.915	21.447	1'58.580P	214,3	10:11'19.563
28	24.621	22.216	26.140	20.357	1'33.334	215,1	10:12'52.897
29	24.034	21.634	25.569	20.605	1'31.842	218,6	10:14'24.739
30	24.066	21.683	25.565	20.171	1'31.485	218,6	10:15'56.224
31	24.061	21.607	25.658	20.273	1'31.599	218,6	10:17'27.823
32	24.093	21.915	26.110	20.382	1'32.500	218,6	10:19'00.323
33	24.108	21.741	25.694	20.296	1'31.839	219,1	10:20'32.162
34	24.197	21.682	25.651	20.320	1'31.850	219,5	10:22'04.012
35	24.107	21.724	25.615	20.219	1'31.665	219,1	10:23'35.677
36	24.186	21.725	25.635	20.301	1'31.847	219,1	10:25'07.524
37	24.459	21.945	25.916	20.196	1'32.516	218,2	10:26'40.040
38	23.996	21.680	25.730	20.219	1'31.625	219,1	10:28'11.665
39	24.087	21.729	25.709	20.349	1'31.874	218,2	10:29'43.539
40	24.166	21.667	25.620	20.250	1'31.703	219,1	10:31'15.242

06/03/2025 P = Pits In/Out - C = Lap-Time Cancelled



LIVE TIMING: livedatamisano.perugiatiming.com





Curbstone, 5 - 6 March 2025
Free Practice - Chronological Analysis Session 3

Misano Circuit Sic 58 4.226 m

8 / 13

Table with 13 columns representing lap times and positions for 13 riders across 13 laps. Includes rider names like 24.186, 21.743, 25.963, etc.

74. GETSPEED 74 (1'31.923)

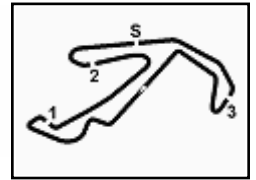
Table with 8 columns: Lap, Seg.1, Seg.2, Seg.3, Seg.4, Lap Time, km/h, Local Time. Shows segment and lap times for rider 74.

06/03/2025 P = Pits In/Out - C = Lap-Time Cancelled



LIVE TIMING: livedatamisano.perugiatiming.com





Curbstone, 5 - 6 March 2025
Free Practice - Chronological Analysis Session 3

Misano Circuit Sic 58 4.226 m

Table with columns for Lap, Seg.1, Seg.2, Seg.3, Seg.4, Lap Time, km/h, and Local Time. Contains data for session 75 (75 . ABT 2 (1'31.503)) across 111 laps.

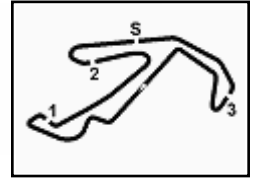
Table with columns for Lap, Seg.1, Seg.2, Seg.3, Seg.4, Lap Time, km/h, and Local Time. Contains data for session 74 (74 . ROSSOCORSA 74 (1'32.425)) across 61 laps.

06/03/2025 P = Pits In/Out - C = Lap-Time Cancelled



LIVE TIMING: livedatamisano.perugiatiming.com





Curbstone, 5 - 6 March 2025
Free Practice - Chronological Analysis Session 3

Misano Circuit Sic 58 4.226 m

10 / 13

Table with 8 columns: Lap, Seg.1, Seg.2, Seg.3, Seg.4, Lap Time, km/h, Local Time. Header: 76 . REPARTO CORSE 76 (1'33.679)

Table with 8 columns: Lap, Seg.1, Seg.2, Seg.3, Seg.4, Lap Time, km/h, Local Time. Header: 81 . REPARTO CORSE 81 (1'35.016)

Table with 8 columns: Lap, Seg.1, Seg.2, Seg.3, Seg.4, Lap Time, km/h, Local Time. Header: 79 . REPARTO CORSE 79 (1'34.612)

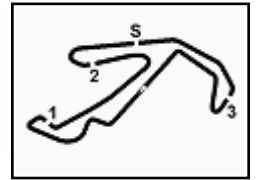
Table with 8 columns: Lap, Seg.1, Seg.2, Seg.3, Seg.4, Lap Time, km/h, Local Time. Header: 81 . REPARTO CORSE 81 (1'35.016)

06/03/2025 P = Pits In/Out - C = Lap-Time Cancelled



LIVE TIMING: livedatamisano.perugiatiming.com





Curbstone, 5 - 6 March 2025 Free Practice - Chronological Analysis Session 3

Misano Circuit Sic 58 4.226 m

11 / 13

35	25.336	22.235	26.042	21.452	1'35.065	228,3	12:36'06.310	5	32.449	28.499	32.758	25.870	1'59.576	169,8	10:35'23.160
36	25.801	22.363	26.100	21.746	1'36.010	228,3	12:37'42.320	6	31.782	28.090	31.289	25.266	1'56.427	177,9	10:37'19.587
37	25.768	22.711	25.983	21.365	1'35.827	227,8	12:39'18.147	7	26.854	24.605	29.957	22.793	1'44.209	203,8	10:39'03.796
38	25.727	22.412	26.795	21.506	1'36.440	226,9	12:40'54.587	8	29.342	24.606	30.223	22.840	1'47.011	197,4	10:40'50.807
39	25.711	22.346	26.321	21.224	1'35.602	227,8	12:42'30.189	9	26.998	25.179	30.211	22.807	1'45.195	197,4	10:42'36.002
40	25.715	23.334	27.201	2'17.721	3'33.971P	225,9	12:46'04.160	10	29.676	24.476	30.573	23.194	1'47.919	197,8	10:44'23.921

85 . HAUPT RACING TEAM (1'33.532)

Lap	Seg.1	Seg.2	Seg.3	Seg.4	Lap Time	km/h	Local Time
1		24.260	27.216	22.364		217,3	
2	25.734	22.613	26.407	21.452	1'36.206	219,5	9:03'41.094
3	25.423	22.514	26.306	21.553	1'35.796	220,9	9:05'16.890
4	25.305	22.519	26.287	21.235	1'35.346	220,4	9:06'52.236
5	25.175	22.359	26.233	21.126	1'34.893	221,3	9:08'27.129
6	25.093	22.257	26.196	21.196	1'34.742	221,8	9:10'01.871
7	25.015	22.349	26.339	21.160	1'34.863	220,9	9:11'36.734
8	25.128	22.335	26.547	1:19'58.201	1:21'12.211P	220,4	10:32'48.945
9	49.732	24.887	26.762	21.423	2'02.804P	219,1	10:34'51.749
10	25.258	22.420	26.442	21.299	1'35.419	220,4	10:36'27.168
11	25.455	22.463	26.342	21.217	1'35.477	220,9	10:38'02.645
12	25.186	22.481	26.353	21.314	1'35.334	220,9	10:39'37.979
13	25.177	22.344	26.064	21.058	1'34.643	221,3	10:41'12.622
14	25.151	22.407	26.082	21.065	1'34.705	220,9	10:42'47.327
15	25.120	22.377	26.142	21.092	1'34.731	221,3	10:44'22.058
16	25.294	22.380	46.170	59'37.109	1:01'10.953P	118,6	11:45'33.011
17	50.627	23.032	26.578	21.500	2'01.737P	218,6	11:47'34.748
18	25.306	22.493	26.244	21.170	1'35.213	219,1	11:49'09.961
19	25.071	22.316	26.145	21.024	1'34.556	220,0	11:50'44.517
20	25.148	22.476	26.116	21.011	1'34.751	220,0	11:52'19.268
21	27.979	23.693	27.250	21.732	1'40.654	218,6	11:53'59.922
22	25.037	22.289	26.083	20.880	1'34.289	220,0	11:55'34.211
23	25.130	25.076	27.379	21.480	1'39.065	217,7	11:57'13.276
24	25.124	22.213	26.063	20.915	1'34.315	220,9	11:58'47.591
25	25.026	22.231	26.124	21.058	1'34.439	221,3	12:00'22.030
26	25.061	22.294	26.109	21.009	1'34.473	221,3	12:01'56.503
27	24.897	22.120	25.979	21.008	1'34.004	220,9	12:03'30.507
28	25.325	22.778	26.261	21.760	1'36.124	220,9	12:05'06.631
29	24.945	22.310	26.045	20.983	1'34.283	221,3	12:06'40.914
30	24.977	22.517	26.304	21.224	1'35.022	220,9	12:08'15.936
31	24.933	22.489	26.215	21.218	1'34.855	221,8	12:09'50.791
32	25.103	22.491	27.580	9'36.288	10'51.462P	199,3	12:20'42.253
33	49.693	24.381	30.171	23.424	2'07.669P	218,6	12:22'49.922
34	26.808	23.358	28.260	21.983	1'40.409	220,0	12:24'30.331
35	26.084	23.413	27.512	21.965	1'38.974	220,0	12:26'09.305
36	25.870	23.023	30.612	22.599	1'42.104	176,8	12:27'51.409
37	27.070	24.148	27.105	21.562	1'39.885	221,3	12:29'31.294
38	25.893	22.855	26.952	21.502	1'37.202	221,3	12:31'08.496
39	25.710	23.821	27.178	21.481	1'38.190	220,4	12:32'46.686
40	25.679	22.727	26.936	21.725	1'37.067	221,8	12:34'23.753
41	25.545	22.766	26.807	21.402	1'36.520	221,3	12:36'00.273
42	25.371	22.509	26.868	21.390	1'36.138	222,2	12:37'36.411
43	25.453	25.627	27.009	21.532	1'39.621	220,9	12:39'16.032
44	25.411	22.561	26.681	21.223	1'35.876	221,3	12:40'51.908
45	25.639	24.464	28.807	3'48.043	5'06.953P	210,1	12:45'58.861
46	49.212	23.077	26.654	21.570	2'00.513P	219,5	12:47'59.374
47	24.974	22.080	25.790	20.688	1'33.532	220,9	12:49'32.906

93 . AF CORSE 93 (1'31.663)

Lap	Seg.1	Seg.2	Seg.3	Seg.4	Lap Time	km/h	Local Time
1							
2	48.374	23.381	27.047	21.124	1'59.926P	214,3	9:12'17.985
3	24.471	21.954	26.082	20.739	1'33.246	216,9	9:13'51.231
4	24.347	22.115	25.983	20.673	1'33.118	217,7	9:15'24.349
5	24.339	21.960	25.912	20.708	1'32.919	217,3	9:16'57.268
6	24.318	21.995	25.805	20.540	1'32.658	217,7	9:18'29.926
7	24.313	22.094	25.955	20.619	1'32.981	217,3	9:20'02.907
8	24.341	21.769	25.796	20.563	1'32.469	217,3	9:21'35.376
9	25.303	22.645	26.660	4'06.429	5'21.037P	216,9	9:26'56.413
10	48.512	23.273	26.864	21.642	2'00.291P	217,3	9:28'56.704
11	24.983	22.366	26.196	21.079	1'34.624	217,3	9:30'31.328

89 . RTR 89 (1'36.429)

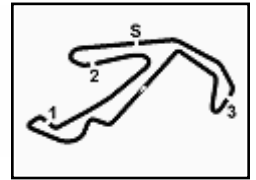
Lap	Seg.1	Seg.2	Seg.3	Seg.4	Lap Time	km/h	Local Time
1		31.336	38.742	40.576		139,9	
2	5'13.453	33.132	37.844	27.414	6'51.843P	149,6	10:29'12.501
3	34.176	30.280	34.612	27.327	2'06.395	161,4	10:31'18.896
4	30.953	30.434	36.137	27.164	2'04.688	156,5	10:33'23.584

06/03/2025 P = Pits In/Out - C = Lap-Time Cancelled



LIVE TIMING: livedatamisano.perugiatiming.com





Curbstone, 5 - 6 March 2025
Free Practice - Chronological Analysis Session 3

Misano Circuit Sic 58 4.226 m

12 / 13

Table with columns for Lap, Seg.1, Seg.2, Seg.3, Seg.4, Lap Time, km/h, and Local Time. Contains data for 32 laps and 33 segments.

100 . PAGANI AUTOMOBILI (1'28.249)

Summary table for Pagan Automobili with columns for Lap, Seg.1, Seg.2, Seg.3, Seg.4, Lap Time, km/h, and Local Time.

06/03/2025 P = Pits In/Out - C = Lap-Time Cancelled



LIVE TIMING: livedatamisano.perugiatiming.com



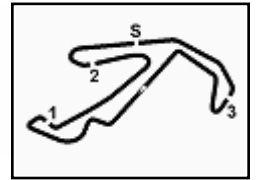


Curbstone, 5 - 6 March 2025
Free Practice - Chronological Analysis Session 3



4

FP

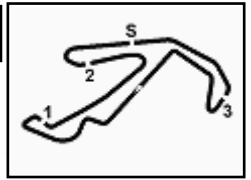


Misano Circuit Sic 58 4.226 m

13 / 13

34	26.020	22.941	29.700	22.035	1'40.696	170,9	11:04'04.519
35	26.133	22.467	27.312	41.046	1'56.958P	225,9	11:06'01.477
36	1:19'35.236	23.991	27.898	22.842	1:20'49.967P	229,8	12:26'51.444
37	27.270	23.135	27.202	22.186	1'39.793	230,8	12:28'31.237
38	27.013	24.416	27.554	22.662	1'41.645	229,8	12:30'12.882
39	26.846	23.301	27.371	24.214	1'41.732	230,3	12:31'54.614
40	28.158	23.087	29.145	22.984	1'43.374	230,3	12:33'37.988
41	26.910	23.116	27.353	22.619	1'39.998	228,3	12:35'17.986
42	26.719	23.223	28.339	22.281	1'40.562	220,0	12:36'58.548
43	26.919	24.519	27.367	22.295	1'41.100	227,8	12:38'39.648
44	26.908	24.489	27.628	22.239	1'41.264	229,3	12:40'20.912
45	27.149	24.512	27.928	22.315	1'41.904	229,8	12:42'02.816
46	27.103	22.985	27.690	22.764	1'40.542	229,3	12:43'43.358
47	27.469	23.094	27.650	22.559	1'40.772	229,3	12:45'24.130
48	26.759	23.173	27.721	22.392	1'40.045	229,3	12:47'04.175
49	26.940	22.945	27.360	22.247	1'39.492	229,8	12:48'43.667
50	27.183	44.154	4'21.588	1'31.366	7'04.291P	39,5	12:55'47.958





Curbstone, 5 - 6 March 2025
Free Practice - Sectors and Speed Session 3

Misano Circuit Sic 58 4.226 m

BEST LAP			
1	100 PAGANI AUTOMOBILI	Paqani Huavra R.	1'28.249
2	10 BOUTSEN VDS	Mercedes AMG GT3 EVO	1'31.338
3	50 AF CORSE 50	Ferrari 296 GT3	1'31.341
4	51 AF CORSE 51	Ferrari 296 GT3	1'31.344
5	14 EMIL FREY 14	Ferrari 296 GT3	1'31.353
6	69 EMIL FREY 69	Ferrari 296 GT3	1'31.450
7	73 GETSPEED 73	Mercedes AMG GT3	1'31.455
8	75 ABT 2	Lamborghini Huracan GT3 EVO	1'31.503
9	59 GARAGE 59 59	McLaren 720S GT3 EVO	1'31.646
10	93 AF CORSE 93	Ferrari 296 GT3	1'31.663
11	58 GARAGE 59 58	McLaren 720S GT3 EVO	1'31.683
12	27 ABT 1	Lamborghini Huracan GT3 EVO	1'31.693
13	74 GETSPEED 74	Mercedes AMG GT3	1'31.923
14	74 ROSSOCORSA 74	Ferrari 488 Challenge	1'32.425
15	3 HAAS RT	Audi R8 GT3 LMS	1'32.459
16	25 SAINTELOC	Audi R8 GT3 LMS	1'32.492
17	71 HERTER RACING	Ferrari 296 Challenge	1'33.499
18	85 HAUPT RACING TEAM	Ford Mustang GT3	1'33.532
19	76 REPARTO CORSE 76	Ferrari 296 Challenge	1'33.679
20	31 KESSEL RACING 31	Ferrari 296 Challenge	1'34.312
21	28 AF CORSE 28	Ferrari 488 GT3	1'34.606
22	79 REPARTO CORSE 79	Ferrari 296 Challenge	1'34.612
23	49 ROSSOCORSA 49	Ferrari 488 Challenge	1'34.735
24	81 REPARTO CORSE 81	Ferrari 296 Challenge	1'35.016
25	294 RTR 294	Mercedes AMG GT2	1'36.261
26	89 RTR 89	KTM GT2	1'36.429

SPEED			
1	100 PAGANI AUTOMOBILI	Pagani Huayra R.	257,1
2	79 REPARTO CORSE 79	Ferrari 296 Challenge	234,3
3	294 RTR 294	Mercedes AMG GT2	231,3
4	31 KESSEL RACING 31	Ferrari 296 Challenge	230,3
5	49 ROSSOCORSA 49	Ferrari 488 Challenge	230,3
6	71 HERTER RACING	Ferrari 296 Challenge	229,8
7	76 REPARTO CORSE 76	Ferrari 296 Challenge	229,3
8	81 REPARTO CORSE 81	Ferrari 296 Challenge	228,3
9	74 ROSSOCORSA 74	Ferrari 488 Challenge	223,6
10	28 AF CORSE 28	Ferrari 488 GT3	223,6
11	58 GARAGE 59 58	McLaren 720S GT3 EVO	223,1
12	85 HAUPT RACING TEAM	Ford Mustang GT3	222,2
13	3 HAAS RT	Audi R8 GT3 LMS	222,2
14	59 GARAGE 59 59	McLaren 720S GT3 EVO	222,2
15	25 SAINTELOC	Audi R8 GT3 LMS	221,8
16	89 RTR 89	KTM GT2	221,8
17	14 EMIL FREY 14	Ferrari 296 GT3	221,3
18	10 BOUTSEN VDS	Mercedes AMG GT3 EVO	221,3
19	69 EMIL FREY 69	Ferrari 296 GT3	220,9
20	73 GETSPEED 73	Mercedes AMG GT3	220,9
21	74 GETSPEED 74	Mercedes AMG GT3	220,4
22	50 AF CORSE 50	Ferrari 296 GT3	220,0
23	75 ABT 2	Lamborghini Huracan GT3 EVO	220,0
24	93 AF CORSE 93	Ferrari 296 GT3	219,5
25	51 AF CORSE 51	Ferrari 296 GT3	219,5
26	27 ABT 1	Lamborghini Huracan GT3 EVO	219,1

SEG. 1		SEG. 2		SEG. 3		SEG. 4		
1	100 PAGANI AUTOMOBILI	23.910	1	100 PAGANI AUTOMOBILI	20.497	1	100 PAGANI AUTOMOBILI	19.772
2	50 AF CORSE 50	23.959	2	10 BOUTSEN VDS	21.526	2	10 BOUTSEN VDS	19.977
3	27 ABT 1	23.966	3	69 EMIL FREY 69	21.554	3	58 GARAGE 59 58	20.030
4	14 EMIL FREY 14	23.982	4	14 EMIL FREY 14	21.579	4	51 AF CORSE 51	20.067
5	75 ABT 2	23.983	5	73 GETSPEED 73	21.579	5	59 GARAGE 59 59	20.094
6	73 GETSPEED 73	23.996	6	58 GARAGE 59 58	21.580	6	14 EMIL FREY 14	20.147
7	51 AF CORSE 51	23.998	7	75 ABT 2	21.620	7	75 ABT 2	20.167
8	93 AF CORSE 93	24.046	8	93 AF CORSE 93	21.636	8	74 GETSPEED 74	20.176
9	10 BOUTSEN VDS	24.052	9	51 AF CORSE 51	21.641	9	27 ABT 1	20.180
10	69 EMIL FREY 69	24.068	10	59 GARAGE 59 59	21.676	10	69 EMIL FREY 69	20.185
11	58 GARAGE 59 58	24.088	11	50 AF CORSE 50	21.684	11	50 AF CORSE 50	20.190
12	74 GETSPEED 74	24.163	12	74 GETSPEED 74	21.777	12	73 GETSPEED 73	20.247
13	59 GARAGE 59 59	24.198	13	27 ABT 1	21.783	13	3 HAAS RT	20.272
14	3 HAAS RT	24.212	14	3 HAAS RT	21.792	14	93 AF CORSE 93	20.398
15	74 ROSSOCORSA 74	24.260	15	71 HERTER RACING	21.849	15	71 HERTER RACING	20.426
16	25 SAINTELOC	24.387	16	76 REPARTO CORSE 76	21.881	16	74 ROSSOCORSA 74	20.484
17	85 HAUPT RACING TEAM	24.700	17	74 ROSSOCORSA 74	21.883	17	85 HAUPT RACING TEAM	20.688
18	31 KESSEL RACING 31	24.922	18	25 SAINTELOC	21.893	18	76 REPARTO CORSE 76	20.770
19	71 HERTER RACING	24.935	19	49 ROSSOCORSA 49	22.006	19	71 HERTER RACING	20.782
20	28 AF CORSE 28	24.966	20	31 KESSEL RACING 31	22.061	20	28 AF CORSE 28	21.026
21	76 REPARTO CORSE 76	25.110	21	79 REPARTO CORSE 79	22.075	21	49 ROSSOCORSA 49	21.040
22	81 REPARTO CORSE 81	25.200	22	85 HAUPT RACING TEAM	22.080	22	81 REPARTO CORSE 81	21.084
23	79 REPARTO CORSE 79	25.279	23	81 REPARTO CORSE 81	22.167	23	31 KESSEL RACING 31	21.112
24	49 ROSSOCORSA 49	25.392	24	28 AF CORSE 28	22.288	24	79 REPARTO CORSE 79	21.138
25	89 RTR 89	25.642	25	294 RTR 294	22.410	25	89 RTR 89	21.485
26	294 RTR 294	25.847	26	89 RTR 89	22.610	26	294 RTR 294	21.532

