

Autodromo Int. do Algarve
International GT Open
Qualifying - 1 Driver - 1
Provisional Results



Autodromo do Algarve 4.653 m.

Cls	Nº	Entrant/Team	Nat	Driver 1	Nat	Driver 2	Nat	Vehicle	Cat	Cls	Laps	Best	Time	Gap	Interval	Km/h
1	777	Olimp Racing	POL	Marcin Jedlinski	POL	Karol Basz	POL	Audi R8 LMS GT3 Evo II	PROAM	1	10	3	1:57.445			142.6
2	9	GetSpeed	DEU	Anthony Bartone	USA	Fabian Schiller	DEU	Mercedes AMG GT3 EVO	PRO	1	12	9	1:58.279	0.834	0.834	141.6
3	96	Team Motopark	DEU	Lukas Dunner	AUT	Charles Bateman	GBR	Mercedes AMG GT3 EVO	PRO	2	14	7	1:58.518	1.073	0.239	141.3
4	12	Car Collection Motorsport	DEU	Hash	USA	Alex Fontana	CHE	Porsche 911 GT3 R (992)	PROAM	2	15	3	1:58.570	1.125	0.052	141.2
5	17	Team Motopark	DEU	Diego Menchaca	MEX	Marcos Siebert	ARG	Mercedes AMG GT3 EVO	PRO	3	13	7	1:58.831	1.386	0.261	140.9
6	88	Spirit of Race	CHE	Gino Forgione	CHE	Michele Rugolo	ITA	Ferrari 296 GT3	PROAM	3	13	7	1:58.925	1.480	0.094	140.8
7	65	Team Motopark	DEU	Heiko Neumann	DEU	Timo Rumpfkeil	DEU	Mercedes AMG GT3 EVO	AM	1	14	12	1:59.016	1.571	0.091	140.7
8	15	Car Collection Motorsport	DEU	Gustav Bergström	SWE	Nico Menzel	DEU	Porsche 911 GT3 R (992)	PRO	4	13	12	1:59.032	1.587	0.016	140.7
9	27	Spirit of Race	CHE	Marco Pulcini	ITA	Eddie Cheever III	ITA	Ferrari 296 GT3	PROAM	4	13	7	1:59.074	1.629	0.042	140.6
10	55	AF Corse	ITA	Laurent De Meeus	BEL	Jamie Stanley	GBR	Ferrari 296 GT3	PROAM	5	14	11	1:59.238	1.793	0.164	140.4
11	7	Car Collection Motorsport	DEU	Bashar Mardini	CAN	Tijmen van der Helm	NLD	Porsche 911 GT3 R (992)	PROAM	6	13	6	1:59.428	1.983	0.190	140.2
12	51	Spirit of Race	CHE	Nicola Marinangeli	ITA	Vicent Abril	FRA	Ferrari 296 GT3	PRO	5	10	6	1:59.645	2.200	0.217	140.0
13	77	AlManar Racing by GetSpeed	OMN	Al Faisal Al Zubair	OMN	Mikaël Grenier	CND	Mercedes AMG GT3 EVO	PRO	6	13	7	1:59.676	2.231	0.031	139.9
14	75	ISR Racing	CZE	Filip Salaquarda	CZE	Libor Milota	CZE	Audi R8 LMS GT3 Evo II	PROAM	7	13	3	1:59.797	2.352	0.121	139.8
15	54	CBRX by SPS	DEU	Dexter Müller	CHE	Yannick Mettler	CHE	Mercedes AMG GT3 EVO	PROAM	8	13	6	1:59.838	2.393	0.041	139.7
16	63	Oregon Team	ITA	Rolf Ineichen	CHE	Leonardo Pulcini	ITA	Lamborghini Huracan GT3 EVO2	PRO	7	14	7	1:59.911	2.466	0.073	139.6
17	1	Eastalent Racing	AUT	Simon Reicher	AUT	Christopher Haase	DEU	Audi R8 LMS GT3 Evo II	PRO	8	14	13	2:00.006	2.561	0.095	139.5
18	20	SPS Automotive Performance	DEU	Dominik Baumann	AUT	Mikaeel Pitamber	ZAF	Mercedes AMG GT3 EVO	PRO	9	11	9	2:00.041	2.596	0.035	139.5
19	6	GetSpeed	DEU	Valentin Pierburg	GBR	Aaron Walker	GBR	Mercedes AMG GT3 EVO	PROAM	9	13	3	2:00.162	2.717	0.121	139.4
20	10	Oregon Team	ITA	Alessio Deledda	ITA	Jordan Pepper	ZAF	Lamborghini Huracan GT3 EVO2	PRO	10	14	10	2:00.188	2.743	0.026	139.3
21	24	Greystone GT	GBR	Andrey Borodin	IND	Oliver Webb	GBR	McLaren 720s GT3 Evo	PROAM	10	10	8	2:00.268	2.823	0.080	139.2
22	19	Oregon Team	ITA	Marzio Moretti	ITA	Artem Petrov	ISR	Lamborghini Huracan GT3 EVO2	PRO	11	11	6	2:00.610	3.165	0.342	138.8
23	69	Scuderia Villorba Corse	ITA	Michael Blanchemain	FRA	Jim Pla	FRA	Mercedes AMG GT3 EVO	PROAM	11	13	7	2:01.310	3.865	0.700	138.0
24	25	AF Corse	ITA	Alessandro Cozzi	ITA	Giorgio Sernagiotto	ITA	Ferrari 296 GT3	PROAM	12	12	6	2:01.377	3.932	0.067	138.0
25	8	Il Barone Rampante	ITA	Giuseppe Cipriani	ITA			Lamborghini Huracan GT3 EVO	AM	2	13	7	2:01.741	4.296	0.364	137.5
26	786	GetSpeed	DEU	Kiki Sak Nana	THA	Adam Osieka	DEU	Mercedes AMG GT3 EVO	AM	3	14	13	2:01.982	4.537	0.241	137.3
27	108	Vimana by GetSpeed	DEU	Ameerh Naran	SWE	Tom Jackson	GBR	Mercedes AMG GT3 EVO	PROAM	13	10	5	2:02.358	4.913	0.376	136.8
28	61	AF Corse	ITA	Jean-Claude Saada	USA	Conrad Grunewald	USA	Ferrari 296 GT3	PROAM	14	14	8	2:03.108	5.663	0.750	136.0
29	11	racing one	DEU	Ernst Kirchmayr	AUT	Luca Ludwig	DEU	Ferrari 296 GT3	PROAM	15	13	9	2:03.252	5.807	0.144	135.9
30	16	AF Corse	ITA	Marcelo Hahn	BRA	Allam Khodair	BRA	Ferrari 296 GT3	PROAM	16	14	13	2:03.322	5.877	0.070	135.8
31	95	Team Motopark	DEU	Morten Strömsted	DNK	Thomas Ikin	GBR	Mercedes AMG GT3 EVO	PROAM	17	12	8	2:03.967	6.522	0.645	135.1
32	66	Greystone GT	GBR	Stewart Proctor	GBR	Lewis Proctor	GBR	McLaren 720s GT3	PROAM	18	13	12	2:04.019	6.574	0.052	135.0
33	5	Olimp Racing	POL	Stanislaw Jedlinski	POL	Krystian Korzeniowski	POL	Ferrari 296 GT3	AM	4	12	10	2:07.152	9.707	3.133	131.7
34	23	Pellin Racing	ITA	Thor Haugen	USA	Paolo Ruberti	ITA	Ferrari 488 GT3 2020	PROAM	19	14	7	2:09.277	11.832	2.125	129.5

Published at:.....

Track Temp: 13.8 °C Air Temp: 14.6 °C Humidity: 76 % Track Status: WET

Race Director:


Alessandro Ferrari

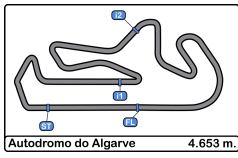
ACI DGA 392080

Timekeeper:

Luis Garcia

JOB-2654-ESP/M





Autodromo Int. do Algarve
International GT Open
Qualifying - 1 Driver - 1
Track Limit



The Stewards, having received a report from Race Director, have considered the following matter and determine the following:

Session Qualifying - 1 Driver - 1
Fact The cars below did not use the track at the turns listed below

Infringement Breach of Appendix L Chapter IV Article 2 c) of the FIA International Sporting Code and Article 19.4/19.5 of the Sporting Regulations.

Decision Deletion of the lap times shown in accordance with Article 12.4.1.e of the FIA International Sporting Code.

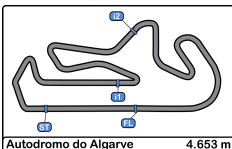
Note

- Certain decisions of the Stewards are subject to appeal (Article 15 of the FIA International Sporting Code).
- These penalties are not subject to appeal Article.12.3.4 of the FIA International Sporting Code and Article 16.5 of the Sporting Regulations.
- According to Article.12.3.3.b of the FIA International Sporting Code these decisions become immediately binding even in case of an appeal.

Ord	Turn	Nº Driver	Entrant/Team	Time of Day	Lap Time
1	5	9 Bartone - Schiller	GetSpeed	9:37:34.283	1:59.104
2	5	17 Menchaca - Siebert	Team Motopark	9:38:15.882	1:59.615
3	4	55 De Meeus - Stanley	AF Corse	9:48:11.941	2:04.067
4	4	5 Jedlinski - Korzeniowski	Olimp Racing	9:52:25.613	2:07.840
5	4	5 Jedlinski - Korzeniowski	Olimp Racing	9:54:32.511	2:06.898
6	1	63 Ineichen - Pulcini	Oregon Team	9:55:08.898	2:08.926
7	15 +	17 Menchaca - Siebert	Team Motopark	9:56:58.453	2:00.721
8	1	27 Pulcini - Cheever III	Spirit of Race	9:58:28.388	2:00.689
9	15 PR	17 Menchaca - Siebert	Team Motopark	9:58:59.039	2:00.586

The Stewards:





Autodromo Int. do Algarve
International GT Open
Qualifying - 1 Driver - 1
Provisional Results by Category



PROAM																
Cls	Nº	Entrant/Team	Nat	Driver 1	Nat	Driver 2	Nat	Vehicle	Cat	Cls	Laps	Best	Time	Gap	Interval	Km/h
1	777	Olimp Racing	CHE	Marcin Jedlinski	USA	Karol Basz	CHE	Audi R8 LMS GT3 Evo II	PROAM	1	10	3	1:57.445			142.6
2	12	Car Collection Motorsport	DEU	Hash	USA	Alex Fontana	CHE	Porsche 911 GT3 R (992)	PROAM	2	15	3	1:58.570	1.125	1.125	141.2
3	88	Spirit of Race	CHE	Gino Forgione	CHE	Michele Rugolo	ITA	Ferrari 296 GT3	PROAM	3	13	7	1:58.925	1.480	0.355	140.8
4	27	Spirit of Race	CHE	Marco Pulcini	ITA	Eddie Cheever III	ITA	Ferrari 296 GT3	PROAM	4	13	7	1:59.074	1.629	0.149	140.6
5	55	AF Corse	ITA	Laurent De Meeus	BEL	Jamie Stanley	GBR	Ferrari 296 GT3	PROAM	5	14	11	1:59.238	1.793	0.164	140.4
6	7	Car Collection Motorsport	DEU	Bashar Mardini	CAN	Tijmen van der Helm	NLD	Porsche 911 GT3 R (992)	PROAM	6	13	6	1:59.428	1.983	0.190	140.2
7	75	ISR Racing	CZE	Filip Salaquarda	CZE	Libor Milota	CZE	Audi R8 LMS GT3 Evo II	PROAM	7	13	3	1:59.797	2.352	0.369	139.8
8	54	CBRX by SPS	DEU	Dexter Müller	CHE	Yannick Mettler	CHE	Mercedes AMG GT3 EVO	PROAM	8	13	6	1:59.838	2.393	0.041	139.7
9	6	GetSpeed	DEU	Valentin Pierburg	DEU	Aaron Walker	GBR	Mercedes AMG GT3 EVO	PROAM	9	13	3	2:00.162	2.717	0.324	139.4
10	24	Greystone GT	GBR	Andrey Borodin	IND	Oliver Webb	GBR	McLaren 720s GT3 Evo	PROAM	10	10	8	2:00.268	2.823	0.106	139.2
11	69	Scuderia Villorba Corse	ITA	Michael Blanchemain	FRA	Jim Pla	FRA	Mercedes AMG GT3 EVO	PROAM	11	13	7	2:01.310	3.865	1.042	138.0
12	25	AF Corse	ITA	Alessandro Cozzi	ITA	Giorgio Sernagiotto	ITA	Ferrari 296 GT3	PROAM	12	12	6	2:01.377	3.932	0.067	138.0
13	108	Vimana by GetSpeed	DEU	Ameerh Naran	ZAF	Tom Jackson	GBR	Mercedes AMG GT3 EVO	PROAM	13	10	5	2:02.358	4.913	0.981	136.8
14	61	AF Corse	ITA	Jean-Claude Saada	USA	Conrad Grunewald	USA	Ferrari 296 GT3	PROAM	14	14	8	2:03.108	5.663	0.750	136.0
15	11	racing one	DEU	Ernst Kirchmayr	AUT	Luca Ludwig	DEU	Ferrari 296 GT3	PROAM	15	13	9	2:03.252	5.807	0.144	135.9
16	16	AF Corse	ITA	Marcelo Hahn	BRA	Allam Khodair	BRA	Ferrari 296 GT3	PROAM	16	14	13	2:03.322	5.877	0.070	135.8
17	95	Team Motopark	DEU	Morten Strömsted	DNK	Thomas Ikin	GBR	Mercedes AMG GT3 EVO	PROAM	17	12	8	2:03.967	6.522	0.645	135.1
18	66	Greystone GT	GBR	Stewart Proctor	GBR	Lewis Proctor	GBR	McLaren 720s GT3	PROAM	18	13	12	2:04.019	6.574	0.052	135.0
19	23	Pellin Racing	ITA	Thor Haugeten	USA	Paolo Ruberti	ITA	Ferrari 488 GT3 2020	PROAM	19	14	7	2:09.277	11.832	5.258	129.5

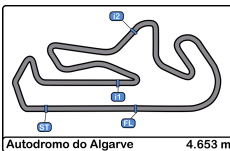
PRO																
Cls	Nº	Entrant/Team	Nat	Driver 1	Nat	Driver 2	Nat	Vehicle	Cat	Cls	Laps	Best	Time	Gap	Interval	Km/h
1	9	GetSpeed	DEU	Anthony Bartone	USA	Fabian Schiller	DEU	Mercedes AMG GT3 EVO	PRO	1	12	9	1:58.279			141.6
2	96	Team Motopark	DEU	Lukas Dunner	AUT	Charles Bateman	GBR	Mercedes AMG GT3 EVO	PRO	2	14	7	1:58.518	0.239	0.239	141.3
3	17	Team Motopark	DEU	Diego Menchaca	MEX	Marcos Siebert	ARG	Mercedes AMG GT3 EVO	PRO	3	13	7	1:58.831	0.552	0.313	140.9
4	15	Car Collection Motorsport	DEU	Gustav Bergström	SWE	Nico Menzel	DEU	Porsche 911 GT3 R (992)	PRO	4	13	12	1:59.032	0.753	0.201	140.7
5	51	Spirit of Race	CHE	Nicola Marinangeli	ITA	Vicent Abril	FRA	Ferrari 296 GT3	PRO	5	10	6	1:59.645	1.366	0.613	140.0
6	77	AlManar Racing by GetSpeed	QAT	Al Faisal Al Zubair	QAT	Mikaël Grenier	CND	Mercedes AMG GT3 EVO	PRO	6	13	7	1:59.676	1.397	0.031	139.9
7	63	Oregon Team	ITA	Rolf Ineichen	CHE	Leonardo Pulcini	ITA	Lamborghini Huracan GT3 EVO2	PRO	7	14	7	1:59.911	1.632	0.235	139.6
8	1	Eastalent Racing	AUT	Simon Reicher	AUT	Christopher Haase	DEU	Audi R8 LMS GT3 Evo II	PRO	8	14	13	2:00.006	1.727	0.095	139.5
9	20	SPS Automotive Performance	DEU	Dominik Baumann	AUT	Mikaeel Pitamber	ZAF	Mercedes AMG GT3 EVO	PRO	9	11	9	2:00.041	1.762	0.035	139.5
10	10	Oregon Team	ITA	Alessio Deledda	ITA	Jordan Pepper	ZAF	Lamborghini Huracan GT3 EVO2	PRO	10	14	10	2:00.188	1.909	0.147	139.3
11	19	Oregon Team	ITA	Marzio Moretti	ITA	Artem Petrov	ISR	Lamborghini Huracan GT3 EVO2	PRO	11	11	6	2:00.610	2.331	0.422	138.8

Published at:.....

Track Temp: 13.8 °C Air Temp: 14.6 °C Humidity: 76 % Track Status: WET

Race Director:	Alessandro Ferrari ACI DGA 392080	Timekeeper:	Luis Garcia JOB-2654-ESP/M
-----------------------	--------------------------------------	--------------------	-----------------------------------





Autodromo Int. do Algarve
International GT Open
Qualifying - 1 Driver - 1
Provisional Results by Category



Autodromo do Algarve 4.653 m.

AM																
Cls	Nº	Entrant/Team	Nat	Driver 1	Nat	Driver 2	Nat	Vehicle	Cat	Cls	Laps	Best	Time	Gap	Interval	Km/h
1	65	Team Motopark		Heiko Neumann		Timo Rumpfkeil		Mercedes AMG GT3 EVO	AM	1	14	12	1:59.016			140.7
2	8	Il Barone Rampante		Giuseppe Cipriani				Lamborghini Huracan GT3 EVO	AM	2	13	7	2:01.741	2.725	2.725	137.5
3	786	GetSpeed		Kiki Sak Nana		Adam Osieka		Mercedes AMG GT3 EVO	AM	3	14	13	2:01.982	2.966	0.241	137.3
4	5	Olimp Racing		Stanislaw Jedlinski		Krystian Korzeniowski		Ferrari 296 GT3	AM	4	12	10	2:07.152	8.136	5.170	131.7

Published at:.....

Track Temp: 13.8 °C Air Temp: 14.6 °C Humidity: 76 % Track Status: WET

Race Director:

Alessandro Ferrari

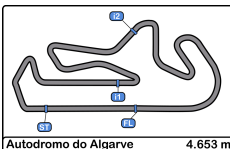
ACI DGA 392080

Timekeeper:

Luis Garcia

JOB-2654-ESP/M





Autodromo Int. do Algarve
International GT Open
Qualifying - 1 Driver - 1
Provisional Results by Class



International GT Open																
Cls	Nº	Entrant/Team	Nat	Driver 1	Nat	Driver 2	Nat	Vehicle	Cat	Cls	Laps	Best	Time	Gap	Interval	Km/h
1	777	Olimp Racing	DEU	Pol	Marcin Jedlinski	USA	POL	Karol Basz	GT3	1	10	3	1:57.445			142.6
2	9	GetSpeed	DEU	DEU	Anthony Bartone	USA	USA	Fabian Schiller	GT3	2	12	9	1:58.279	0.834	0.834	141.6
3	96	Team Motopark	DEU	DEU	Lukas Dunner	AUT	AUT	Charles Bateman	GT3	3	14	7	1:58.518	1.073	0.239	141.3
4	12	Car Collection Motorsport	DEU	DEU	Hash	USA	USA	Alex Fontana	GT3	4	15	3	1:58.570	1.125	0.052	141.2
5	17	Team Motopark	DEU	DEU	Diego Menchaca	MEX	MEX	Marcos Siebert	GT3	5	13	7	1:58.831	1.386	0.261	140.9
6	88	Spirit of Race	CHE	CHE	Cino Forgione	CHE	CHE	Michele Rugolo	GT3	6	13	7	1:58.925	1.480	0.094	140.8
7	65	Team Motopark	DEU	DEU	Heiko Neumann	DEU	DEU	Timo Rumpfkeil	GT3	7	14	12	1:59.016	1.571	0.091	140.7
8	15	Car Collection Motorsport	DEU	DEU	Gustav Bergström	SWE	SWE	Nico Menzel	GT3	8	13	12	1:59.032	1.587	0.016	140.7
9	27	Spirit of Race	CHE	CHE	Marco Pulcini	ITA	ITA	Eddie Cheever III	GT3	9	13	7	1:59.074	1.629	0.042	140.6
10	55	AF Corse	ITA	ITA	Laurent De Meeus	BEL	BEL	Jamie Stanley	GT3	10	14	11	1:59.238	1.793	0.164	140.4
11	7	Car Collection Motorsport	DEU	DEU	Bashar Mardini	CAN	CAN	Tijmen van der Helm	GT3	11	13	6	1:59.428	1.983	0.190	140.2
12	51	Spirit of Race	CHE	CHE	Nicola Marinangeli	ITA	ITA	Vicent Abril	GT3	12	10	6	1:59.645	2.200	0.217	140.0
13	77	AlManar Racing by GetSpeed	OMN	OMN	Al Faisal Al Zubair	OMN	OMN	Mikaël Grenier	GT3	13	13	7	1:59.676	2.231	0.031	139.9
14	75	ISR Racing	CZE	CZE	Filip Salaquarda	CZE	CZE	Libor Milota	GT3	14	13	3	1:59.797	2.352	0.121	139.8
15	54	CBRX by SPS	DEU	DEU	Dexter Müller	CHE	CHE	Yannick Mettler	GT3	15	13	6	1:59.838	2.393	0.041	139.7
16	63	Oregon Team	ITA	ITA	Rolf Ineichen	CHE	CHE	Leonardo Pulcini	GT3	16	14	7	1:59.911	2.466	0.073	139.6
17	1	Eastalent Racing	AUT	AUT	Simon Reicher	AUT	AUT	Christopher Haase	GT3	17	14	13	2:00.006	2.561	0.095	139.5
18	20	SPS Automotive Performance	DEU	DEU	Dominik Baumann	AUT	AUT	Mikael Pitamber	GT3	18	11	9	2:00.041	2.596	0.035	139.5
19	6	GetSpeed	DEU	DEU	Valentin Pierburg	GBR	GBR	Aaron Walker	GT3	19	13	3	2:00.162	2.717	0.121	139.4
20	10	Oregon Team	ITA	ITA	Alessio Deledda	ZAF	ZAF	Jordan Pepper	GT3	20	14	10	2:00.188	2.743	0.026	139.3
21	24	Greystone GT	GBR	GBR	Andrey Borodin	ISR	ISR	Oliver Webb	GT3	21	10	8	2:00.268	2.823	0.080	139.2
22	19	Oregon Team	ITA	ITA	Marzio Moretti	ITA	ITA	Artem Petrov	GT3	22	11	6	2:00.610	3.165	0.342	138.8
23	69	Scuderia Villorba Corse	ITA	ITA	Michael Blanchemain	FRA	FRA	Jim Pla	GT3	23	13	7	2:01.310	3.865	0.700	138.0
24	25	AF Corse	ITA	ITA	Alessandro Cozzi	ITA	ITA	Giorgio Sernagiotto	GT3	24	12	6	2:01.377	3.932	0.067	138.0
25	8	Il Barone Rampante	ITA	ITA	Giuseppe Cipriani	ITA	ITA		GT3	25	13	7	2:01.741	4.296	0.364	137.5
26	786	GetSpeed	DEU	DEU	Kiki Sak Nana	THA	THA	Adam Osieka	GT3	26	14	13	2:01.982	4.537	0.241	137.3
27	108	Vimana by GetSpeed	DEU	DEU	Ameerh Naran	CHE	CHE	Tom Jackson	GT3	27	10	5	2:02.358	4.913	0.376	136.8
28	61	AF Corse	ITA	ITA	Jean-Claude Saada	USA	USA	Conrad Grunewald	GT3	28	14	8	2:03.108	5.663	0.750	136.0
29	11	racing one	DEU	DEU	Ernst Kirchmayr	AUT	AUT	Luca Ludwig	GT3	29	13	9	2:03.252	5.807	0.144	135.9
30	16	AF Corse	ITA	ITA	Marcelo Hahn	BRA	BRA	Allam Khodair	GT3	30	14	13	2:03.322	5.877	0.070	135.8
31	95	Team Motopark	DEU	DEU	Morten Strömsted	DNK	DNK	Thomas Ikin	GT3	31	12	8	2:03.967	6.522	0.645	135.1
32	66	Greystone GT	GBR	GBR	Stewart Proctor	GBR	GBR	Lewis Proctor	GT3	32	13	12	2:04.019	6.574	0.052	135.0

Published at:.....

Track Temp: 13.8 °C Air Temp: 14.6 °C Humidity: 76 % Track Status: WET

Race Director:


Alessandro Ferrari

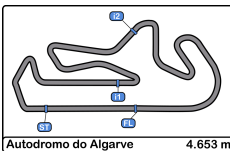
ACI DGA 392080

Timekeeper:

Luis Garcia

JOB-2654-ESP/M





Autodromo Int. do Algarve
 International GT Open
 Qualifying - 1 Driver - 1
 Provisional Results by Class



Autodromo do Algarve 4.653 m.

International GT Open																
Cls	Nº	Entrant/Team	Nat	Driver 1	Nat	Driver 2	Nat	Vehicle	Cat	Cls	Laps	Best	Time	Gap	Interval	Km/h
33	5	Olimp Racing		<u>Stanislaw Jedlinski</u>		Krystian Korzeniowski		Ferrari 296 GT3	GT3	33	12	10	2:07.152	9.707	3.133	131.7
34	23	Pellin Racing		<u>Thor Haugen</u>		Paolo Ruberti		Ferrari 488 GT3 2020	GT3	34	14	7	2:09.277	11.832	2.125	129.5

Published at:.....

Track Temp: 13.8 °C Air Temp: 14.6 °C Humidity: 76 % Track Status: WET

Race Director:

Alessandro Ferrari

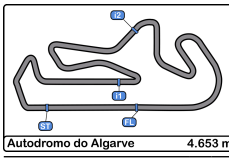
ACI DGA 392080

Timekeeper:

Luis Garcia

JOB-2654-ESP/M





Autodromo Int. do Algarve
International GT Open
Qualifying - 1 Driver - 1
Lap Analysis

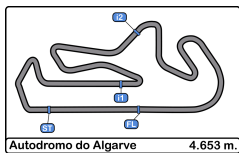


1 PRO							7 PROAM								
Simon Reicher			Audi R8 LMS GT3 Evo II				Bashar Mardini			Porsche 911 GT3 R (992)					
Christopher Haase			Eastalent Racing				Tijmen van der Helm			Car Collection Motorsport					
Lap	D	Time	Sector 1	Sector 2	Sector 3	T. Spd	Elapsed	Lap	D	Time	Sector 1	Sector 2	Sector 3	T. Spd	Elapsed
1	1	9:32:15.817	9:30:48.783	39.333	47.701		9:32:15.817	1	2	9:32:36.113	9:31:05.975	39.309	50.829		9:32:36.113
2	1	2:02.725	38.670	37.671	46.384	251.7	9:34:18.542	2	2	2:05.716	39.071	40.150	46.495	248.8	9:34:41.829
3	1	2:01.070	37.924	37.355	45.791	251.1	9:36:19.612	3	2	2:03.055	38.486	38.087	46.482	248.8	9:36:44.884
4	1	2:00.720	37.577	37.160	45.983	250.5	9:38:20.332	4	2	2:26.432 P	38.719	50.869	56.844	246.0	9:39:11.316
5	1	2:58.476 P	38.248	58.457	1:21.771	252.9	9:41:18.808	5	2	7:07.234	5:42.326	38.774	46.134		9:46:18.550
6	1	4:16.173	2:52.255	37.270	46.648		9:45:34.981	6	2	1:59.428	37.495	36.961	44.972	251.7	9:48:17.978
7	1	2:00.644	37.888	37.141	45.615	251.1	9:47:35.625	7	2	2:08.947	37.412	37.181	54.354	252.3	9:50:26.925
8	1	2:01.982	37.648	37.653	46.681	253.5	9:49:37.607	8	2	2:09.267 P	37.682	37.863	53.722	250.0	9:52:36.192
9	1	2:01.216	37.794	37.569	45.853	252.9	9:51:38.823	9	2	3:53.900	2:27.521	38.497	47.882		9:56:30.092
10	1	2:00.680	37.670	37.471	45.539	252.9	9:53:39.503	10	2	2:00.039	37.527	37.215	45.297	250.5	9:58:30.131
11	1	2:08.560 P	38.170	37.662	52.728	253.5	9:55:48.063	11	2	2:03.562	38.499	38.482	46.581	250.5	10:00:33.693
12	1	3:18.221	1:55.019	37.440	45.762		9:59:06.284	12	2	2:00.240	37.451	37.003	45.786	250.0	10:02:33.933
13	1	2:00.006	37.233	36.837	45.936	251.7	10:01:06.290	13	2	3:11.530 P	45.495	1:01.559	1:24.476	250.5	10:05:45.463
14	1	2:22.761 P	37.313	37.369	1:08.079	251.7	10:03:29.051								

5 AM							8 AM								
Stanislav Jedlinski			Ferrari 296 GT3				Giuseppe Cipriani			Lamborghini Huracan GT3 EVO					
Krystian Korzeniowski			Olimp Racing				AM			II Barone Rampante					
Lap	D	Time	Sector 1	Sector 2	Sector 3	T. Spd	Elapsed	Lap	D	Time	Sector 1	Sector 2	Sector 3	T. Spd	Elapsed
1	1	9:32:52.167	9:31:19.122	41.602	51.443		9:32:52.167	1	1	9:32:31.898	9:31:02.130	40.706	49.062		9:32:31.898
2	1	2:10.349	40.062	41.205	49.082	244.3	9:35:02.516	2	1	2:06.174	39.776	39.428	46.970	222.6	9:34:38.072
3	1	2:11.531	40.735	41.869	48.927	224.0	9:37:14.047	3	1	2:06.210	39.275	38.561	48.374	239.4	9:36:44.282
4	1	2:22.483 P	39.379	41.338	1:01.766	244.8	9:39:36.530	4	1	2:10.848	38.693	37.954	54.201	238.9	9:38:55.130
5	1	6:22.747	4:50.263	42.143	50.341		9:45:59.277	5	1	3:15.844 P	46.997	1:03.195	1:25.652	196.7	9:42:10.974
6	1	2:07.541	39.751	39.859	47.931	244.3	9:48:06.818	6	1	5:47.758	4:20.098	38.946	48.714		9:47:58.732
7	1	2:10.955	39.590	40.832	50.533	246.0	9:50:17.773	7	1	2:01.741	38.012	37.698	46.031	246.0	9:50:00.473
8	1	2:07.840	40.060	40.278	47.502	237.3	9:52:25.613	8	1	2:01.847	37.867	38.451	45.529	248.8	9:52:02.320
9	1	2:06.898	39.508	39.678	47.712	243.7	9:54:32.511	9	1	2:02.057	37.956	37.946	46.155	248.2	9:54:04.377
10	1	2:07.152	38.931	39.943	48.278	247.1	9:56:39.663	10	1	2:02.396	38.094	37.849	46.453	244.8	9:56:06.773
11	1	2:11.271	39.782	40.507	50.982	247.1	9:58:50.934	11	1	2:09.683 P	38.382	37.745	53.556	245.4	9:58:16.456
12	1	2:21.904 P	39.792	42.326	59.786	244.3	10:01:12.838	12	1	3:15.852	1:51.791	37.972	46.089		10:01:32.308
								13	1	2:25.964 P	38.174	37.498	1:10.292	246.0	10:03:58.272

6 PROAM							9 PRO								
Valentin Pierburg			Mercedes AMG GT3 EVO				Anthony Bartone			Mercedes AMG GT3 EVO					
Aaron Walker			GetSpeed				Fabian Schiller			GetSpeed					
Lap	D	Time	Sector 1	Sector 2	Sector 3	T. Spd	Elapsed	Lap	D	Time	Sector 1	Sector 2	Sector 3	T. Spd	Elapsed
1	2	9:33:21.814	9:31:56.021	39.395	46.398		9:33:21.814	1	2	9:33:36.139	9:32:12.286	38.155	45.698		9:33:36.139
2	2	2:01.071	37.551	37.873	45.647	247.1	9:35:22.885	2	2	1:59.040	36.708	37.371	44.961	251.1	9:35:35.179
3	2	2:00.162	37.717	36.892	45.553	247.7	9:37:23.047	3	2	4:59.404	36.711	37.192	45.201	249.4	9:37:34.283
4	2	2:31.500 P	37.555	41.431	1:12.514	247.7	9:39:54.547	4	2	2:32.965 P	37.512	37.097	1:18.356	251.7	9:40:07.248
5	2	6:39.914	5:18.014	37.018	44.882		9:46:34.461	5	2	5:11.040	3:43.436	37.168	50.436		9:45:18.288
6	2	2:03.208	37.451	37.246	48.511	250.5	9:48:37.669	6	2	1:58.512	36.634	36.810	45.068	251.7	9:47:16.800
7	2	2:00.210	37.290	37.291	45.629	251.1	9:50:37.879	7	2	2:05.503 P	36.893	36.672	51.938	251.7	9:49:22.303
8	2	2:01.755	37.628	38.098	46.029	248.8	9:52:39.634	8	2	6:06.360	4:38.461	37.606	50.293		9:55:28.663
9	2	2:00.597	37.523	37.391	45.683	250.0	9:54:40.231	9	2	1:58.279	36.643	36.363	45.273	251.1	9:57:26.942
10	2	2:00.550	37.698	37.074	45.778	250.0	9:56:40.781	10	2	2:07.362	36.822	38.279	52.261	250.5	9:59:34.304
11	2	2:08.794 P	38.119	38.457	52.218	248.2	9:58:49.575	11	2	1:59.563	36.684	37.274	45.605	251.7	10:01:33.867
12	2	3:07.741	1:45.261	37.114	45.366		10:01:57.316	12	2	2:56.852 P	42.144	55.060	1:19.648	234.2	10:04:30.719
13	2	2:50.318 P	37.573	54.420	1:18.325	249.4	10:04:47.634								



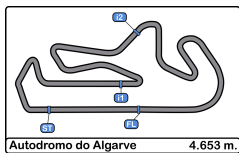


Autodromo Int. do Algarve
International GT Open
Qualifying - 1 Driver - 1
Lap Analysis



10 Alessio Deledda Lamborghini Huracan GT3 EVO2							15 Gustav Bergström Porsche 911 GT3 R (992)								
PRO Jordan Pepper Oregon Team							PRO Nico Menzel Car Collection Motorsport								
Lap	D	Time	Sector 1	Sector 2	Sector 3	T. Spd	Elapsed	Lap	D	Time	Sector 1	Sector 2	Sector 3	T. Spd	Elapsed
1	2	9:32:28.214	9:31:01.096		9:32:28.214		9:32:28.214	1	1	9:32:38.036	9:31:06.787	39.517	51.732		9:32:38.036
2	2	2:07.816	37.946	37.884	51.986	246.5	9:34:36.030	2	1	2:01.532	37.976	37.481	46.075	249.4	9:34:39.568
3	2	2:02.354	38.093	37.825	46.436	248.8	9:36:38.384	3	1	2:03.959	38.067	38.766	47.126	251.1	9:36:43.527
4	2	2:11.580 P	38.222	37.948	55.410	246.5	9:38:49.964	4	1	2:00.712	37.354	37.777	45.581	249.4	9:38:44.239
5	2	7:17.781	5:44.369	37.598	55.814		9:46:07.745	5	1	3:14.042 P	53.070	1:01.288	1:19.684	248.8	9:41:58.281
6	2	2:01.529	37.689	37.815	46.025	248.8	9:48:09.274	6	1	3:21.091	1:53.093	37.351	50.647		9:45:19.372
7	2	2:05.484	37.391		2:51.509	250.5	9:50:14.758	7	1	1:59.896	37.236	36.979	45.681	250.0	9:47:19.268
8	2	2:00.679	37.391	37.582	45.706	249.4	9:52:15.437	8	1	2:00.349	37.481	37.200	45.668	250.5	9:49:19.617
9	2	2:03.008	37.452	38.005	47.551	249.4	9:54:18.445	9	1	2:03.030	37.713	37.537	47.780	249.4	9:51:22.647
10	2	2:00.188	37.330	37.588	45.270	250.0	9:56:18.633	10	1	2:07.324 P	37.700	36.961	52.663	248.8	9:53:29.971
11	2	2:06.015	37.953	39.424	48.638	251.7	9:58:24.648	11	1	6:09.597	4:43.023	37.554	49.020		9:59:39.568
12	2	2:00.681	37.702	37.456	45.523	248.8	10:00:25.329	12	1	1:59.032	36.998	36.560	45.474	249.4	10:01:38.600
13	2	2:00.197	37.272	37.622	45.303	249.4	10:02:25.526	13	1	2:42.339 P	39.716	44.035	1:18.588	184.6	10:04:20.939
14	2	3:10.587 P	50.766	1:01.340	1:18.481	250.0	10:05:36.113								
11 Ernst Kirchmayr Ferrari 296 GT3							16 Marcelo Hahn Ferrari 296 GT3								
PROAM Luca Ludwig racing one							PROAM Allam Khodair AF Corse								
Lap	D	Time	Sector 1	Sector 2	Sector 3	T. Spd	Elapsed	Lap	D	Time	Sector 1	Sector 2	Sector 3	T. Spd	Elapsed
1	1	9:35:21.080	9:33:43.890	44.603	52.587		9:35:21.080	1	1	9:34:18.627	9:32:43.589	40.730	54.308		9:34:18.627
2	1	2:12.681	40.910	42.556	49.215	231.2	9:37:33.761	2	1	2:07.719	40.134	39.379	48.206	231.2	9:36:26.346
3	1	4:23.509 P	1:58.672	1:01.604	1:23.233	243.7	9:41:57.270	3	1	2:05.358	39.453	39.029	46.876	234.7	9:38:31.704
4	1	3:51.734	2:16.738	44.262	50.734		9:45:49.004	4	1	2:59.193 P	41.712	58.295	1:19.186	233.7	9:41:30.897
5	1	2:10.405	40.076	40.367	49.962	244.8	9:47:59.409	5	1	4:26.883	2:59.243	39.750	47.890		9:45:57.780
6	1	2:07.167	39.669	40.025	47.473	249.4	9:50:06.576	6	1	2:03.994	39.017	38.437	46.540	236.3	9:48:01.774
7	1	2:04.053	38.296	38.535	47.222	251.7	9:52:10.629	7	1	2:09.886	38.904	38.750	52.232	238.9	9:50:11.660
8	1	2:04.397	38.578	38.980	46.839	252.3	9:54:15.026	8	1	2:03.888	38.691	38.388	46.809	236.3	9:52:15.548
9	1	2:03.252	38.407	38.107	46.738	254.1	9:56:18.278	9	1	2:04.871	38.737	38.497	47.637	237.3	9:54:20.419
10	1	2:08.055	38.973	39.678	49.404	254.1	9:58:26.333	10	1	2:04.089	38.458	38.432	47.199	237.3	9:58:29.201
11	1	2:03.742	38.108	38.280	47.354	254.1	10:00:30.075	12	1	2:06.424	39.126	39.225	48.073	236.8	10:00:35.625
12	1	2:04.630	38.310	38.657	47.663	252.3	10:02:34.705	13	1	2:03.322	38.663	37.824	46.835	236.8	10:02:38.947
13	1	3:13.009 P	46.853	1:00.694	1:25.462	253.5	10:05:47.714	14	1	3:11.981 P	43.661	1:00.641	1:27.679	235.8	10:05:50.928
12 Hash Porsche 911 GT3 R (992)							17 Diego Menchaca Mercedes AMG GT3 EVO								
PROAM Alex Fontana Car Collection Motorsport							PRO Marcos Siebert Team Motopark								
Lap	D	Time	Sector 1	Sector 2	Sector 3	T. Spd	Elapsed	Lap	D	Time	Sector 1	Sector 2	Sector 3	T. Spd	Elapsed
1	2	9:32:14.503	9:30:50.360	38.186	45.957		9:32:14.503	1	1	9:32:14.321	9:30:47.521	39.863	46.937		9:32:14.321
2	2	1:58.607	36.991	36.384	45.232	254.1	9:34:13.110	2	1	2:01.481	38.389	37.322	45.770	248.8	9:34:15.802
3	2	1:58.570	36.836	36.949	44.785	251.1	9:36:11.680	3	1	2:00.465	38.106	37.276	45.083	252.3	9:36:16.267
4	2	2:03.399	37.294	37.034	49.071	250.5	9:38:15.079	4	1	4:59.645	37.204	37.402	45.009	250.0	9:38:15.882
5	2	2:56.694 P	36.974	52.827	1:26.893	251.7	9:41:11.773	5	1	2:57.658 P	37.254	53.124	1:27.280	251.7	9:41:13.540
6	2	4:19.834	2:51.089	37.724	51.021		9:45:31.607	6	1	3:49.905	2:27.909	36.837	45.159		9:45:03.445
7	2	1:58.982	37.091	36.966	44.925	252.3	9:47:30.589	7	1	1:58.831	37.329	36.624	44.878	250.5	9:47:02.276
8	2	2:12.117 P	37.355	36.836	57.926	253.5	9:49:42.706	8	1	2:02.060	37.393		2:46.938	252.9	9:49:04.336
9	2	3:03.341	1:39.859	37.430	46.052		9:52:46.047	9	1	2:06.341 P	37.357	37.123	51.861	253.5	9:51:10.677
10	2	1:59.227	37.318	36.730	45.179	250.5	9:54:45.274	10	1	3:47.055	2:22.885	37.805	46.365		9:54:57.732
11	2	2:03.863	37.590	37.019	49.254	253.5	9:56:49.137	11	1	2:00.724	37.420	37.328	45.973	244.8	9:56:58.453
12	2	1:59.970	37.076	37.155	45.739	251.7	9:58:49.107	12	1	2:00.586	37.255	37.871	45.460	248.8	9:58:59.039
13	2	2:00.192	37.320	37.011	45.861	250.5	10:00:49.299	13	1	2:01.952	37.573	37.743	46.636	243.7	10:01:00.991
14	2	1:59.030	37.152	37.288	44.590	252.3	10:02:48.329								
15	2	3:22.417 P	59.361	1:00.827	1:22.229	177.0	10:06:10.746								



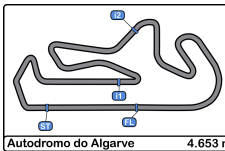


Autodromo Int. do Algarve
International GT Open
Qualifying - 1 Driver - 1
Lap Analysis



19							24								
Marzio Moretti							Andrey Borodin								
Lamborghini Huracan GT3 EVO2							McLaren 720s GT3 Evo								
PRO Artem Petrov							PROAM Oliver Webb								
Oregon Team							Greystone GT								
Lap	D	Time	Sector 1	Sector 2	Sector 3	T. Spd	Elapsed	Lap	D	Time	Sector 1	Sector 2	Sector 3	T. Spd	Elapsed
1	1	9:33:09.114	9:31:42.669	39.209	47.236		9:33:09.114	1	2	9:35:19.535	9:33:50.504	39.234	49.797		9:35:19.535
2	1	2:04.510	39.116	38.745	46.649	240.0	9:35:13.624	2	2	2:01.167	37.482	37.607	46.078	248.8	9:37:20.702
3	1	2:02.715	38.191	38.141	46.383	246.5	9:37:16.339	3	2	2:27.133 P	38.029	37.412	1:11.692	251.1	9:39:47.835
4	1	2:12.134 P	38.199	38.573	55.362	246.5	9:39:28.473	4	2	5:32.655	4:07.547	37.776	47.332		9:45:20.490
5	1	10:07.393	8:35.190	38.462	53.741		9:49:35.866	5	2	2:01.240	37.963	37.341	45.936	254.1	9:47:21.730
6	1	2:00.610	37.660		2:54.351	246.5	9:51:36.476	6	2	2:12.313 P	38.086	39.789	54.438	254.1	9:49:34.043
7	1	2:00.764	37.689		4:55.115	247.1	9:53:37.240	7	2	8:44.770	7:18.446	40.220	46.104		9:58:18.813
8	1	2:07.010 P	37.923		7:02.125	247.1	9:55:44.250	8	2	2:00.268	37.270	37.071	45.927	252.3	10:00:19.081
9	1	3:52.941	2:21.167		10:55.066		9:59:37.191	9	2	2:03.460	37.928	38.141	47.391	249.4	10:02:22.541
10	1	2:01.169	37.749		12:56.235	248.8	10:01:38.360	10	2	2:54.820 P	42.604	46.055	1:26.161	252.3	10:05:17.361
11	1	2:23.768 P	38.971	38.076	1:06.721	238.4	10:04:02.128								
20							25								
Dominik Baumann							Alessandro Cozzi								
Mercedes AMG GT3 EVO							Ferrari 296 GT3								
PRO Mikael Pitamber							PROAM Giorgio Sernaggiotto								
SPS Automotive Performance							AF Corse								
Lap	D	Time	Sector 1	Sector 2	Sector 3	T. Spd	Elapsed	Lap	D	Time	Sector 1	Sector 2	Sector 3	T. Spd	Elapsed
1	2	9:34:30.036	9:33:01.292	38.845	49.899		9:34:30.036	1	1	9:34:06.728	9:32:40.881	39.617	46.230		9:34:06.728
2	2	2:00.943	37.658	37.030	46.255	246.0	9:36:30.979	2	1	2:02.016	37.996	37.719	46.301	247.7	9:36:08.744
3	2	2:00.688	37.779	37.278	45.631	246.5	9:38:31.667	3	1	2:01.572	38.131	37.129	46.312	248.2	9:38:10.316
4	2	2:55.251 P	40.708	58.573	1:15.970	246.0	9:41:26.918	4	1	2:50.676 P	38.448	48.124	1:24.104	248.8	9:41:00.992
5	2	4:46.054	3:19.394	37.927	48.733		9:46:12.972	5	1	7:55.091	6:31.427	37.222	46.442		9:48:56.083
6	2	2:00.184	37.567	36.898	45.719	249.4	9:48:13.156	6	1	2:01.377	37.809	37.371	46.197	249.4	9:50:57.460
7	2	2:07.969 P	37.812	37.701	52.456	250.5	9:50:21.125	7	1	2:01.845	37.968	37.231	46.646	250.5	9:52:59.305
8	2	6:40.611	5:17.655	37.606	45.350		9:57:01.736	8	1	2:02.983	38.255	37.796	46.932	251.1	9:55:02.288
9	2	2:00.041	37.450	36.996	45.595	249.4	9:59:01.777	9	1	2:02.236	37.853	37.635	46.748	250.5	9:57:04.524
10	2	2:01.259	37.647	37.530	46.082	250.0	10:01:03.036	10	1	2:03.946	38.133	39.012	46.801	250.5	9:59:08.470
11	2	2:21.894 P	37.433	38.240	1:06.221	248.8	10:03:24.930	11	1	2:02.615	38.201	37.511	46.903	250.5	10:01:11.085
12	2							12	1	2:25.981 P	38.138	38.140	1:09.703	250.5	10:03:37.066
23							27								
Thor Haugen							Marco Pulcini								
Ferrari 488 GT3 2020							Ferrari 296 GT3								
PROAM Paolo Ruberti							PROAM Eddie Cheever III								
Pellin Racing							Spirit of Race								
Lap	D	Time	Sector 1	Sector 2	Sector 3	T. Spd	Elapsed	Lap	D	Time	Sector 1	Sector 2	Sector 3	T. Spd	Elapsed
1	1	9:33:26.991	9:31:50.898	43.645	52.448		9:33:26.991	1	2	9:32:15.991	9:30:51.606	38.244	46.141		9:32:15.991
2	1	2:17.253	41.286	43.577	52.390	229.7	9:35:44.244	2	2	2:00.679	37.863	37.259	45.557	255.3	9:34:16.670
3	1	2:14.473	41.356	41.839	51.278	234.7	9:37:58.717	3	2	2:00.425	37.835	37.307	45.283	253.5	9:36:17.095
4	1	2:57.443 P	41.355	53.780	1:22.308	239.4	9:40:56.160	4	2	2:01.917	37.318	37.274	47.325	251.7	9:38:19.012
5	1	4:38.418	3:08.525	40.103	49.790		9:45:34.578	5	2	2:58.660 P	37.243	50.541	1:30.876	252.3	9:41:17.672
6	1	2:10.371	40.043	40.093	50.235	221.7	9:47:44.949	6	2	4:07.110	2:38.219	37.798	51.093		9:45:24.782
7	1	2:09.277	39.463	39.285	50.529	241.6	9:49:54.226	7	2	1:59.074	37.197	36.809	45.068	252.9	9:47:23.856
8	1	2:13.591	42.063	41.525	50.003	244.3	9:52:07.817	8	2	2:06.702 P	37.421	37.118	52.163	252.9	9:49:30.558
9	1	2:13.783	40.990	40.949	51.844	241.6	9:54:21.600	9	2	4:57.743	3:24.420	44.804	48.519		9:54:28.301
10	1	2:09.716	39.917	39.462	50.337	241.6	9:56:31.316	10	2	1:59.398	36.936	36.895	45.567	251.1	9:56:27.699
11	1	2:10.079	39.553	40.266	50.260	246.5	9:58:41.395	11	2	2:00.689	37.798	36.892	45.999	251.1	9:58:28.388
12	1	2:10.018	39.981	40.129	49.908	242.1	10:00:51.413	12	2	2:05.546 P	37.213	37.023	51.310	252.3	10:00:33.934
13	1	2:12.656	39.253	39.992	53.411	245.4	10:03:04.069	13	2	4:15.385 P	2:02.004	54.031	1:19.350		10:04:49.319
14	1	3:37.774 P	1:11.708	1:04.054	1:22.012	74.7	10:06:41.843								





Autodromo Int. do Algarve
International GT Open
Qualifying - 1 Driver - 1
Lap Analysis



51 Nicola Marinangeli Ferrari 296 GT3 **61** Jean-Claude Saada Ferrari 296 GT3

PRO							PROAM							
Lap	D	Time	Sector 1	Sector 2	Sector 3	T. Spd	Lap	D	Time	Sector 1	Sector 2	Sector 3	T. Spd	Elapsed
1	1	9:34:08.289	9:32:41.598	39.863	46.828		1	1	9:33:07.184	9:31:34.068	43.411	49.705		9:33:07.184
2	1	2:02.669	38.230	37.399	47.040	250.5	2	1	2:07.300	39.443	39.620	48.237	241.6	9:35:14.484
3	1	1:59.938	37.294	37.134	45.510	249.4	3	1	2:05.653	38.911	38.709	48.033	242.6	9:37:20.137
4	1	2:58.617 P	38.618	52.475	1:27.524	251.7	4	1	2:30.050 P	39.745	38.790	1:11.515	233.7	9:39:50.187
5	1	5:06.097	3:43.169	37.417	45.511		5	1	6:04.920	4:38.354	39.283	47.283		9:45:55.107
6	1	1:59.645	37.183	37.364	45.098	251.7	6	1	2:04.459	38.592	37.991	47.876	244.8	9:47:59.566
7	1	2:07.456 P	37.400	37.553	52.503	254.7	7	1	2:06.089	39.177	39.540	47.372	235.8	9:50:05.655
8	1	9:01.781	7:38.198	37.375	46.208		8	1	2:03.108	38.218	38.063	46.827	248.2	9:52:08.763
9	1	1:59.969	37.379	37.105	45.485	251.1	9	1	2:04.402	39.138	38.457	46.807	247.7	9:54:13.165
10	1	2:27.801 P	37.827	37.380	1:12.594	251.7	10	1	2:03.789	38.254	38.262	47.273	248.2	9:56:16.954

54 Dexter Müller Mercedes AMG GT3 EVO **61** Jean-Claude Saada Ferrari 296 GT3


PROAM							PROAM							
Lap	D	Time	Sector 1	Sector 2	Sector 3	T. Spd	Lap	D	Time	Sector 1	Sector 2	Sector 3	T. Spd	Elapsed
1	2	9:32:37.283	9:31:11.710	38.453	47.120		11	1	2:04.287	38.475	38.785	47.027	242.6	9:58:21.241
2	2	2:11.882	38.177	37.239	56.466	247.1	12	1	2:03.495	38.371	38.414	46.710	246.5	10:00:24.736
3	2	2:00.049	37.257	37.046	45.746	247.1	13	1	2:04.083	38.832	38.140	47.111	247.1	10:02:28.819
4	2	2:09.280 P	37.575	37.744	53.961	248.2	14	1	3:13.562 P	48.939	1:01.828	1:22.795	249.4	10:05:42.381
5	2	6:15.376	4:50.113	37.301	47.962									
6	2	1:59.838	37.246	37.207	45.385	247.7								
7	2	2:01.091	37.927	37.426	45.738	248.8								
8	2	2:11.986 P	38.698	38.559	54.729	248.8								
9	2	4:04.647	2:40.736	37.359	46.552									
10	2	2:01.198	37.614	37.629	45.955	249.4								
11	2	2:02.101	37.776	37.651	46.674	247.1								
12	2	2:03.327	37.841	38.713	46.773	248.8								
13	2	2:47.245 P	39.189	47.577	1:20.479	246.5								

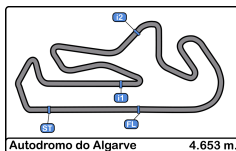
55 Laurent De Meeus Ferrari 296 GT3 **63** Rolf Ineichen Lamborghini Huracan GT3 EVO2

PROAM							PRO							
Lap	D	Time	Sector 1	Sector 2	Sector 3	T. Spd	Lap	D	Time	Sector 1	Sector 2	Sector 3	T. Spd	Elapsed
1	2	9:32:17.016	9:30:49.060	40.217	47.739		1	1	9:32:25.152	9:30:58.973	38.792	47.387		9:32:25.152
2	2	2:01.906	38.186	37.976	45.744	252.9	2	1	2:10.714	38.758		2:58.101	243.7	9:34:35.866
3	2	2:04.534	38.419	39.969	46.146	252.3	3	1	2:05.349	38.964	39.410	46.975	247.1	9:36:41.215
4	2	2:00.029	37.295	37.489	45.245	252.3	4	1	2:03.827	38.232	38.252	47.343	248.2	9:38:45.042
5	2	2:57.223 P	37.677	59.994	1:19.552	252.9	5	1	3:20.242 P	54.306	1:03.501	1:22.435	247.7	9:42:05.284
6	2	4:47.166	3:15.901	43.750	47.515		6	1	4:54.186	3:31.179		6:16.621		9:46:59.470
7	2	2:04.067	38.408	37.727	47.932	235.8	7	1	1:59.911	37.428		8:16.532	248.8	9:48:59.381
8	2	2:00.640	37.394	37.586	45.660	254.7	8	1	2:00.634	37.577		10:17.166	248.8	9:51:00.015
9	2	2:07.953 P	37.901	37.460	52.592	254.7	9	1	1:59.957	37.542		12:17.123	247.7	9:52:59.972
10	2	2:51.700	1:28.998	37.798	44.904		10	1	2:08.926	38.797		14:26.049	250.5	9:55:08.898
11	2	1:59.238	37.036	36.915	45.287	253.5	11	1	2:00.381	37.611	36.905	45.865	248.2	9:57:09.279
12	2	2:02.211	37.256	36.806	48.149	252.3	12	1	2:01.010	37.336		2:46.875	248.8	9:59:10.289
13	2	2:08.483	37.214	44.270	46.999	252.3	13	1	2:05.982	37.739		4:52.857	249.4	10:01:16.271
14	2	2:24.005 P	37.132	36.715	1:10.158	251.1	14	1	2:26.438 P	37.452	37.342	1:11.644	246.5	10:03:42.709

65 Heiko Neumann Mercedes AMG GT3 EVO

AM							Team Motopark							
Lap	D	Time	Sector 1	Sector 2	Sector 3	T. Spd	Lap	D	Time	Sector 1	Sector 2	Sector 3	T. Spd	Elapsed
1	2	9:32:31.760	9:31:04.553	39.630	47.577		1	2	9:32:31.760	9:31:04.553	39.630	47.577		9:32:31.760
2	2	2:02.096	38.128	37.443	46.525	244.8	2	2	2:02.096	38.128	37.443	46.525	244.8	9:34:33.856
3	2	2:02.277	38.647	37.489	46.141	248.2	3	2	2:02.277	38.647	37.489	46.141	248.2	9:36:36.133
4	2	2:02.175	38.727	37.422	46.026	245.4	4	2	2:02.175	38.727	37.422	46.026	245.4	9:38:38.308
5	2	3:05.159 P	43.571	1:02.121	1:19.467	247.1	5	2	3:05.159 P	43.571	1:02.121	1:19.467	247.1	9:41:43.467
6	2	3:23.660	2:00.689	37.156	45.815		6	2	3:23.660	2:00.689	37.156	45.815		9:45:07.127
7	2	1:59.787	37.419	36.965	45.403	249.4	7	2	1:59.787	37.419	36.965	45.403	249.4	9:47:06.914
8	2	2:01.032	37.990	37.345	45.697	250.0	8	2	2:01.032	37.990	37.345	45.697	250.0	9:49:07.946
9	2	2:01.336	37.847	37.312	46.177	249.4	9	2	2:01.336	37.847	37.312	46.177	249.4	9:51:09.282
10	2	2:07.892 P	38.230	37.806	51.856	248.2	10	2	2:07.892 P	38.230	37.806	51.856	248.2	9:53:17.174
11	2	5:30.431	4:06.150	38.630	45.651		11	2	5:30.431	4:06.150	38.630	45.651		9:58:47.605
12	2	1:59.016	37.186	36.778	45.052	248.2	12	2	1:59.016	37.186	36.778	45.052	248.2	10:00:46.621
13	2	2:10.009	37.986	40.456	51.567	248.8	13	2	2:10.009	37.986	40.456	51.567	248.8	10:02:56.630
14	2	3:38.895 P	1:13.268	1:04.334	1:21.293	78.8	14	2	3:38.895 P	1:13.268	1:04.334	1:21.293	78.8	10:06:35.525





Autodromo Int. do Algarve
International GT Open
Qualifying - 1 Driver - 1
Lap Analysis

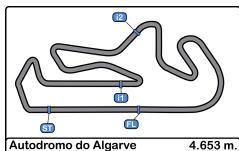


66 Stewart Proctor McLaren 720S GT3							77 Al Faisal Al Zubair Mercedes AMG GT3 EVO								
PROAM Lewis Proctor Greystone GT							PRO Mikaël Grenier AlManar Racing by GetSpeed								
Lap	D	Time	Sector 1	Sector 2	Sector 3	T. Spd	Elapsed	Lap	D	Time	Sector 1	Sector 2	Sector 3	T. Spd	Elapsed
1	1	9:33:27.430	9:31:52.704	43.787	50.939		9:33:27.430	1	1	9:32:29.436	9:31:02.441	38.141	48.854		9:32:29.436
2	1	2:11.902	42.329	40.530	49.043	232.2	9:35:39.332	2	1	2:06.784	37.606	37.272	51.906	251.7	9:34:36.220
3	1	2:06.997	39.615	39.056	48.326	243.2	9:37:46.329	3	1	2:03.686	39.145	37.058	47.483	244.3	9:36:39.906
4	1	2:27.484 P	39.920	40.741	1:06.823	243.7	9:40:13.813	4	1	2:00.883	37.795	37.227	45.861	251.7	9:38:40.789
5	1	5:25.654	3:58.629	39.157	47.868		9:45:39.467	5	1	3:04.134 P	42.396	1:01.787	1:19.951	248.2	9:41:44.923
6	1	2:06.175	38.994	38.622	48.559	246.0	9:47:45.642	6	1	4:48.664	3:24.648	37.148	46.868		9:46:33.587
7	1	2:07.441	39.760	39.496	48.185	247.1	9:49:53.083	7	1	1:59.676	37.278	36.980	45.418	249.4	9:48:33.263
8	1	2:04.679	39.006	38.420	47.253	244.8	9:51:57.762	8	1	2:10.835 P	37.636	37.144	56.055	248.8	9:50:44.098
9	1	2:13.470 P	38.889	38.646	55.935	246.5	9:54:11.232	9	1	4:06.638	2:43.457	37.210	45.971		9:54:50.736
10	1	4:16.542	2:43.441	41.585	51.516		9:58:27.774	10	1	2:01.007	37.750	36.873	46.384	249.4	9:56:51.743
11	1	2:09.025	40.219	41.313	47.493	246.0	10:00:36.799	11	1	2:00.858	37.600	37.062	46.196	249.4	9:58:52.601
12	1	2:04.019	38.725	38.256	47.038	246.5	10:02:40.818	12	1	2:03.057	38.113	37.495	47.449	248.8	10:00:55.658
13	1	3:13.548 P	51.895	1:01.067	1:20.586	243.2	10:05:54.366	13	1	2:11.415 P	37.797	37.588	56.030	250.5	10:03:07.073

69 Michael Blanchemain Mercedes AMG GT3 EVO							88 Gino Forgione Ferrari 296 GT3								
PROAM Jim Pla Scuderia Villorba Corse							PROAM Michele Rugolo Spirit of Race								
Lap	D	Time	Sector 1	Sector 2	Sector 3	T. Spd	Elapsed	Lap	D	Time	Sector 1	Sector 2	Sector 3	T. Spd	Elapsed
1	2	9:32:47.858	9:31:22.213	38.883	46.762		9:32:47.858	1	2	9:32:18.697	9:30:54.310	38.460	45.927		9:32:18.697
2	2	2:03.151	38.637	37.609	46.905	244.3	9:34:51.009	2	2	2:06.889	38.714	39.730	48.445	220.4	9:34:25.586
3	2	2:03.600	38.509	37.416	47.675	245.4	9:36:54.609	3	2	2:00.729	37.437	36.956	46.336	252.3	9:36:26.315
4	2	2:02.573	38.272	37.637	46.664	246.5	9:38:57.182	4	2	1:59.435	37.097	36.905	45.433	248.2	9:38:25.750
5	2	3:15.509 P	47.101	1:02.559	1:25.849	180.3	9:42:12.691	5	2	2:57.432 P	38.695	58.232	1:20.505	252.9	9:41:23.182
6	2	4:38.308	3:15.849	37.168	45.291		9:46:50.999	6	2	4:20.682	2:53.859	38.587	48.236		9:45:43.864
7	2	2:01.310	37.941	37.295	46.074	247.1	9:48:52.309	7	2	1:58.925	36.904	36.545	45.476	253.5	9:47:42.789
8	2	2:02.189	38.174	37.466	46.549	247.7	9:50:54.498	8	2	2:07.981 P	37.085	36.763	54.133	253.5	9:49:50.770
9	2	2:03.557	38.428	37.931	47.198	246.5	9:52:58.055	9	2	4:43.655	3:21.286	37.157	45.212		9:54:34.425
10	2	2:11.845 P	38.652	37.938	55.255	247.1	9:55:09.900	10	2	2:03.085	37.121	37.497	48.467	253.5	9:56:37.510
11	2	4:06.707	2:41.453	37.323	47.931		9:59:16.607	11	2	1:59.820	36.933	36.800	46.087	252.9	9:58:37.330
12	2	2:02.222	37.830	37.492	46.900	246.5	10:01:18.829	12	2	2:00.324	37.202	36.980	46.142	251.7	10:00:37.654
13	2	2:25.646 P	38.049	37.310	1:10.287	246.5	10:03:44.475	13	2	2:35.093 P	43.978	47.448	1:03.667	193.8	10:03:12.747

75 Filip Salaquarda Audi R8 LMS GT3 Evo II							95 Morten Strömsted Mercedes AMG GT3 EVO								
PROAM Libor Milota ISR Racing							PROAM Thomas Ikin Team Motopark								
Lap	D	Time	Sector 1	Sector 2	Sector 3	T. Spd	Elapsed	Lap	D	Time	Sector 1	Sector 2	Sector 3	T. Spd	Elapsed
1	1	9:33:40.227	9:32:08.624	40.499	51.104		9:33:40.227	1	1	9:34:14.582	9:32:32.562	48.413	53.607		9:34:14.582
2	1	2:12.624	48.814	37.560	46.250	161.9	9:35:52.851	2	1	2:13.802	41.479	40.129	52.194	240.5	9:36:28.384
3	1	1:59.797	37.509	37.223	45.065	247.7	9:37:52.648	3	1	2:12.444	40.807	40.949	50.688	241.0	9:38:40.828
4	1	2:47.205 P	37.707	48.787	1:20.711	248.2	9:40:39.853	4	1	3:14.182 P	48.730	1:03.358	1:22.094	242.6	9:41:55.010
5	1	5:51.229	4:23.073	42.679	45.477		9:46:31.082	5	1	3:32.134	1:59.296	40.656	52.182		9:45:27.144
6	1	2:00.049	37.501	36.911	45.637	251.7	9:48:31.131	6	1	2:06.191	39.002	38.785	48.404	242.6	9:47:33.335
7	1	2:00.385	37.781	37.237	45.367	249.4	9:50:31.516	7	1	2:05.913	38.767	38.461	48.685	244.8	9:49:39.248
8	1	2:04.786	37.838	37.534	49.414	251.1	9:52:36.302	8	1	2:03.967	38.689	38.164	47.114	244.8	9:51:43.215
9	1	2:09.541 P	38.158	38.281	53.102	250.0	9:54:45.843	9	1	2:11.782 P	38.644	37.786	55.352	246.0	9:53:54.997
10	1	3:57.237	2:29.618	41.046	46.573		9:58:43.080	10	1	5:06.367	3:38.984	39.489	47.894		9:59:01.364
11	1	2:01.969	37.855	38.033	46.081	250.0	10:00:45.049	11	1	2:06.249	39.374	38.398	48.477	218.6	10:01:07.613
12	1	2:00.556	37.768	37.114	45.674	250.0	10:02:45.605	12	1	2:23.993 P	38.240	37.587	1:08.166	245.4	10:03:31.606
13	1	3:21.767 P	58.278	1:03.035	1:20.454	202.2	10:06:07.372								





Autodromo Int. do Algarve
International GT Open
Qualifying - 1 Driver - 1
Lap Analysis



96

Lukas Dunner

Mercedes AMG GT3 EVO

786

Kiki Sak Nana

Mercedes AMG GT3 EVO

PRO Charles Bateman Team Motopark AM Adam Osieka GetSpeed

Lap	D	Time	Sector 1	Sector 2	Sector 3	T. Spd	Elapsed	Lap	D	Time	Sector 1	Sector 2	Sector 3	T. Spd	Elapsed
1	1	9:32:18.026	9:30:48.100	39.577	50.349		9:32:18.026	1	1	9:32:39.097	9:31:09.357	40.059	49.681		9:32:39.097
2	1	2:05.228	38.184	38.374	48.670	247.1	9:34:23.254	2	1	2:04.327	38.971	38.672	46.684	246.5	9:34:43.424
3	1	2:12.122	37.754	37.489	56.879	249.4	9:36:35.376	3	1	2:03.661	38.531	38.340	46.790	247.7	9:36:47.085
4	1	1:59.368	37.737		2:56.247	248.2	9:38:34.744	4	1	2:04.062	38.062	38.865	47.135	248.2	9:38:51.147
5	1	2:59.954 P	39.838	1:00.983	1:19.133	248.2	9:41:34.698	5	1	3:16.247 P	49.437	1:03.595	1:23.215	222.6	9:42:07.394
6	1	3:29.927	2:07.994	36.781	45.152		9:45:04.625	6	1	3:39.743	2:13.004	39.791	46.948		9:45:47.137
7	1	1:58.518	37.301	36.286	44.931	248.8	9:47:03.143	7	1	2:04.250	37.980	39.429	46.841	248.2	9:47:51.387
8	1	1:58.540	37.242		2:43.471	251.1	9:49:01.683	8	1	2:04.506	38.369	39.273	46.864	248.8	9:49:55.893
9	1	1:59.031	37.321	36.667	45.043	250.0	9:51:00.714	9	1	2:03.827	39.012	38.263	46.552	250.0	9:51:59.720
10	1	2:05.424	39.225	38.537	47.662	249.4	9:53:06.138	10	1	2:13.113 P	38.101	38.966	56.046	248.8	9:54:12.833
11	1	2:06.014 P	37.407	36.605	52.002	250.0	9:55:12.152	11	1	2:53.665	1:28.852	38.445	46.368		9:57:06.498
12	1	3:41.393	2:20.171	36.556	44.666		9:58:53.545	12	1	2:02.932	38.436	38.325	46.171	249.4	9:59:09.430
13	1	2:10.367	38.139	42.610	49.618	248.8	10:01:03.912	13	1	2:01.982	37.815	38.242	45.925	250.0	10:01:11.412
14	1	2:09.890 P	37.059		2:59.508	248.8	10:03:13.802	14	1	2:27.739 P	38.431	38.541	1:10.767	250.5	10:03:39.151

108

Ameerh Naran

Mercedes AMG GT3 EVO

PROAM Tom Jackson Vimana by GetSpeed

Lap	D	Time	Sector 1	Sector 2	Sector 3	T. Spd	Elapsed
1	2	9:33:28.003	9:32:00.753	39.749	47.501		9:33:28.003
2	2	2:12.146 P	39.673	39.230	53.243	232.7	9:35:40.149
3	2	4:16.801 P	2:25.011	38.579	1:13.211		9:39:56.950
4	2	12:07.664	10:40.028	40.991	46.645		9:52:04.614
5	2	2:02.358	38.043	37.942	46.373	246.0	9:54:06.972
6	2	2:02.855	38.471	37.769	46.615	246.5	9:56:09.827
7	2	2:02.848	38.232	37.960	46.656	247.7	9:58:12.675
8	2	2:02.901	38.486	37.744	46.671	245.4	10:00:15.576
9	2	2:02.520	38.192	37.665	46.663	244.3	10:02:18.096
10	2	2:53.005 P	39.235	48.842	1:24.928	247.1	10:05:11.101

777

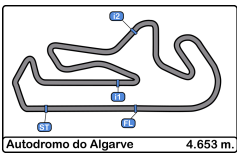
Marcin Jedlinski

Audi R8 LMS GT3 Evo II

PROAM Karol Basz Olimp Racing

Lap	D	Time	Sector 1	Sector 2	Sector 3	T. Spd	Elapsed
1	2	9:34:08.727	9:32:45.735	37.865	45.127		9:34:08.727
2	2	1:58.552	37.199	36.650	44.703	255.9	9:36:07.279
3	2	1:57.445	36.838	36.018	44.589	251.7	9:38:04.724
4	2	2:53.770 P	37.445	53.263	1:23.062	254.1	9:40:58.494
5	2	12:24.032	11:03.152	36.355	44.525		9:53:22.526
6	2	1:57.957	37.384	35.984	44.589	254.7	9:55:20.483
7	2	1:58.938	37.235	36.208	45.495	255.3	9:57:19.421
8	2	2:10.158	37.152	36.603	56.403	254.1	9:59:29.579
9	2	1:57.956	36.847	36.511	44.598	255.3	10:01:27.535
10	2	2:26.877 P	37.170	36.354	1:13.353	256.5	10:03:54.412



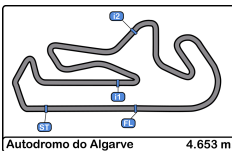


Autodromo Int. do Algarve
International GT Open
Qualifying - 1 Driver - 1
Best Sectors Results



Sector - 1			Sector - 2			Sector - 3			Ideal Lap vs Best Lap		
Clas	Nº Driver	Time	Nº Driver	Time	Nº Driver	Time	Clas	Nº Driver	Ideal Lap	Best Lap	Clas
1	9 Fabian Schiller	36.634	777 Karol Basz	35.984	777 Karol Basz	44.525	1	777 Karol Basz	1:57.347	1:57.445	1
2	12 Alex Fontana	36.836	96 Lukas Dunner	36.286	12 Alex Fontana	44.590	2	12 Alex Fontana	1:57.810	1:58.570	4
3	777 Karol Basz	36.838	9 Fabian Schiller	36.363	96 Lukas Dunner	44.666	3	9 Fabian Schiller	1:57.958	1:58.279	2
4	88 Michele Rugolo	36.904	12 Alex Fontana	36.384	17 Diego Menchaca	44.878	4	96 Lukas Dunner	1:58.011	1:58.518	3
5	27 Eddie Cheever III	36.936	88 Michele Rugolo	36.545	6 Aaron Walker	44.882	5	55 Jamie Stanley	1:58.655	1:59.238	10
6	15 Gustav Bergström	36.998	15 Gustav Bergström	36.560	55 Jamie Stanley	44.904	6	88 Michele Rugolo	1:58.661	1:58.925	6
7	55 Jamie Stanley	37.036	17 Diego Menchaca	36.624	9 Fabian Schiller	44.961	7	17 Diego Menchaca	1:58.706	1:58.831	5
8	96 Lukas Dunner	37.059	55 Jamie Stanley	36.715	7 Tijmen van der Helm	44.972	8	27 Eddie Cheever III	1:58.813	1:59.074	9
9	51 Nicola Marinangeli	37.183	65 Timo Rumpfkeil	36.778	65 Timo Rumpfkeil	45.052	9	65 Timo Rumpfkeil	1:59.016	1:59.016	7
10	65 Timo Rumpfkeil	37.186	27 Eddie Cheever III	36.809	75 Filip Salaquarda	45.065	10	15 Gustav Bergström	1:59.032	1:59.032	8
11	17 Diego Menchaca	37.204	1 Simon Reicher	36.837	27 Eddie Cheever III	45.068	11	6 Aaron Walker	1:59.064	2:00.162	19
12	1 Simon Reicher	37.233	77 Al Faisal Al Zubair	36.873	51 Nicola Marinangeli	45.098	12	7 Tijmen van der Helm	1:59.345	1:59.428	11
13	54 Yannick Mettler	37.246	6 Aaron Walker	36.892	88 Michele Rugolo	45.212	13	51 Nicola Marinangeli	1:59.386	1:59.645	12
14	24 Oliver Webb	37.270	20 Mikael Pitamber	36.898	10 Jordan Pepper	45.270	14	75 Filip Salaquarda	1:59.477	1:59.797	14
15	10 Jordan Pepper	37.272	63 Rolf Ineichen	36.905	69 Jim Pla	45.291	15	77 Al Faisal Al Zubair	1:59.569	1:59.676	13
16	77 Al Faisal Al Zubair	37.278	75 Filip Salaquarda	36.911	20 Mikael Pitamber	45.350	16	1 Simon Reicher	1:59.609	2:00.006	17
17	6 Aaron Walker	37.290	7 Tijmen van der Helm	36.961	54 Yannick Mettler	45.385	17	54 Yannick Mettler	1:59.677	1:59.838	15
18	63 Rolf Ineichen	37.336	54 Yannick Mettler	37.046	77 Al Faisal Al Zubair	45.418	18	20 Mikael Pitamber	1:59.681	2:00.041	18
19	7 Tijmen van der Helm	37.412	24 Oliver Webb	37.071	15 Gustav Bergström	45.474	19	10 Jordan Pepper	1:59.998	2:00.188	20
20	20 Mikael Pitamber	37.433	51 Nicola Marinangeli	37.105	8 Giuseppe Cipriani	45.529	20	63 Rolf Ineichen	2:00.106	1:59.911	16
21	75 Filip Salaquarda	37.501	25 Alessandro Cozzi	37.129	1 Simon Reicher	45.539	21	24 Oliver Webb	2:00.268	2:00.268	21
22	19 Marzio Moretti	37.660	69 Jim Pla	37.168	63 Rolf Ineichen	45.865	22	69 Jim Pla	2:00.289	2:01.310	23
23	25 Alessandro Cozzi	37.809	10 Jordan Pepper	37.456	786 Kiki Sak Nana	45.925	23	8 Giuseppe Cipriani	2:00.894	2:01.741	25
24	786 Kiki Sak Nana	37.815	8 Giuseppe Cipriani	37.498	24 Oliver Webb	45.927	24	25 Alessandro Cozzi	2:01.135	2:01.377	24
25	69 Jim Pla	37.830	95 Morten Strömsted	37.587	25 Alessandro Cozzi	46.197	25	786 Kiki Sak Nana	2:01.982	2:01.982	26
26	8 Giuseppe Cipriani	37.867	108 Tom Jackson	37.665	108 Tom Jackson	46.373	26	108 Tom Jackson	2:02.081	2:02.358	27
27	108 Tom Jackson	38.043	16 Marcelo Hahn	37.824	19 Marzio Moretti	46.383	27	19 Marzio Moretti	2:02.119	2:00.610	22
28	11 Ernst Kirchmayr	38.108	61 Jean-Claude Saada	37.991	16 Marcelo Hahn	46.540	28	16 Marcelo Hahn	2:02.822	2:03.322	30
29	61 Jean-Claude Saada	38.218	19 Marzio Moretti	38.076	61 Jean-Claude Saada	46.710	29	61 Jean-Claude Saada	2:02.919	2:03.108	28
30	95 Morten Strömsted	38.240	11 Ernst Kirchmayr	38.107	11 Ernst Kirchmayr	46.738	30	95 Morten Strömsted	2:02.941	2:03.967	31
31	16 Marcelo Hahn	38.458	786 Kiki Sak Nana	38.242	66 Stewart Proctor	47.038	31	11 Ernst Kirchmayr	2:02.953	2:03.252	29
32	66 Stewart Proctor	38.725	66 Stewart Proctor	38.256	95 Morten Strömsted	47.114	32	66 Stewart Proctor	2:04.019	2:04.019	32
33	5 Stanislaw Jedlinski	38.931	23 Thor Haugen	39.285	5 Stanislaw Jedlinski	47.502	33	5 Stanislaw Jedlinski	2:06.111	2:07.152	33
34	23 Thor Haugen	39.253	5 Stanislaw Jedlinski	39.678	23 Thor Haugen	49.790	34	23 Thor Haugen	2:08.328	2:09.277	34



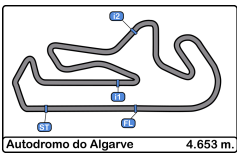


Autodromo Int. do Algarve
International GT Open
Qualifying - 1 Driver - 1
Best 5 Lap Times



Cl	N° Entrant/Team	Nat	Driver 1	Nat	Driver 2	Nat	Vehicle	Cat	Cl	Best 1		Best 2		Best 3		Best 4		Best 5	
										Time	Lap	Time	Lap	Time	Lap	Time	Lap	Time	Lap
1	777 Olimp Racing	POL	Marcin Jedlinski	POL	Karol Basz	POL	Audi R8 LMS GT3 Evo II	PROAM	1	1:57.445	3	1:57.956	9	1:57.957	6	1:58.552	2	1:58.938	7
2	9 GetSpeed	DEU	Anthony Bartone	USA	Fabian Schiller	DEU	Mercedes AMG GT3 EVO	PRO	1	1:58.279	9	1:58.512	6	1:59.040	2	1:59.563	11	2:05.503	7
3	96 Team Motopark	DEU	Lukas Dunner	AUT	Charles Bateman	GBR	Mercedes AMG GT3 EVO	PRO	2	1:58.518	7	1:58.540	8	1:59.031	9	1:59.368	4	2:05.228	2
4	12 Car Collection Motorsport	DEU	Hash	USA	Alex Fontana	CHE	Porsche 911 GT3 R (992)	PROAM	2	1:58.570	3	1:58.607	2	1:58.982	7	1:59.227	10	1:59.970	12
5	17 Team Motopark	DEU	Diego Menchaca	MEX	Marcos Siebert	ARG	Mercedes AMG GT3 EVO	PRO	3	1:58.831	7	2:00.465	3	2:01.481	2	2:01.952	13	2:02.060	8
6	88 Spirit of Race	CHE	Gino Forgione	CHE	Michele Rugolo	ITA	Ferrari 296 GT3	PROAM	3	1:58.925	7	1:59.435	4	1:59.820	11	2:00.324	12	2:00.729	3
7	65 Team Motopark	DEU	Heiko Neumann	DEU	Timo Rumpfkeil	DEU	Mercedes AMG GT3 EVO	AM	1	1:59.016	12	1:59.787	7	2:01.032	8	2:01.336	9	2:02.096	2
8	15 Car Collection Motorsport	DEU	Gustav Bergström	SWE	Nico Menzel	DEU	Porsche 911 GT3 R (992)	PRO	4	1:59.032	12	1:59.896	7	2:00.349	8	2:00.712	4	2:01.532	2
9	27 Spirit of Race	CHE	Marco Pulcini	ITA	Eddie Cheever III	ITA	Ferrari 296 GT3	PROAM	4	1:59.074	7	1:59.398	10	2:00.425	3	2:00.679	2	2:01.917	4
10	55 AF Corse	ITA	Laurent De Meeus	BEL	Jamie Stanley	GBR	Ferrari 296 GT3	PROAM	5	1:59.238	11	2:00.029	4	2:00.640	8	2:01.906	2	2:02.211	12
11	7 Car Collection Motorsport	DEU	Bashar Mardini	CAN	Tijmen van der Helm	NLD	Porsche 911 GT3 R (992)	PROAM	6	1:59.428	6	2:00.039	10	2:00.240	12	2:03.055	3	2:03.562	11
12	51 Spirit of Race	CHE	Nicola Marinangeli	ITA	Vicent Abril	ESP	Ferrari 296 GT3	PRO	5	1:59.645	6	1:59.938	3	1:59.969	9	2:02.669	2	2:07.456	7
13	77 AlManar Racing by GetSpeed	OMN	Al Faisal Al Zubair	OMN	Mikaël Grenier	CAN	Mercedes AMG GT3 EVO	PRO	6	1:59.676	7	2:00.858	11	2:00.883	4	2:01.007	10	2:03.057	12
14	75 ISR Racing	CZE	Filip Salaquarda	CZE	Libor Milota	CZE	Audi R8 LMS GT3 Evo II	PROAM	7	1:59.797	3	2:00.049	6	2:00.385	7	2:00.556	12	2:01.969	11
15	54 CBRX by SPS	DEU	Dexter Müller	CHE	Yannick Mettler	CHE	Mercedes AMG GT3 EVO	PROAM	8	1:59.838	6	2:00.049	3	2:01.091	7	2:01.198	10	2:02.101	11
16	63 Oregon Team	ITA	Rolf Ineichen	CHE	Leonardo Pulcini	ITA	Lamborghini Huracan GT3 EVO2	PRO	7	1:59.911	7	1:59.957	9	2:00.381	11	2:00.634	8	2:01.010	12
17	1 Eastalnt Racing	AUT	Simon Reicher	AUT	Christopher Haase	DEU	Audi R8 LMS GT3 Evo II	PRO	8	2:00.006	13	2:00.644	7	2:00.680	10	2:00.720	4	2:01.070	3
18	20 SPS Automotive Performance	DEU	Dominik Baumann	AUT	Mikael Pitamber	ZAF	Mercedes AMG GT3 EVO	PRO	9	2:00.041	9	2:00.184	6	2:00.688	3	2:00.943	2	2:01.259	10
19	6 GetSpeed	DEU	Valentin Pierburg	DEU	Aaron Walker	GBR	Mercedes AMG GT3 EVO	PROAM	9	2:00.162	3	2:00.210	7	2:00.550	10	2:00.597	9	2:01.071	2
20	10 Oregon Team	ITA	Alessio Deledda	ITA	Jordan Pepper	ZAF	Lamborghini Huracan GT3 EVO2	PRO	10	2:00.188	10	2:00.197	13	2:00.679	8	2:00.681	12	2:01.529	6
21	24 Greystone GT	GBR	Andrey Borodin	ITA	Oliver Webb	GBR	McLaren 720s GT3 Evo	PROAM	10	2:00.268	8	2:01.167	2	2:01.240	5	2:03.460	9	2:12.313	6
22	19 Oregon Team	ITA	Marzio Moretti	ITA	Artem Petrov	ISR	Lamborghini Huracan GT3 EVO2	PRO	11	2:00.610	6	2:00.764	7	2:01.169	10	2:02.715	3	2:04.510	2
23	69 Scuderia Villorba Corse	ITA	Michael Blanchemain	FRA	Jim Pla	FRA	Mercedes AMG GT3 EVO	PROAM	11	2:01.310	7	2:02.189	8	2:02.222	12	2:03.151	2	2:03.557	9
24	25 AF Corse	ITA	Alessandro Cozzi	ITA	Giorgio Sernagiotto	ITA	Ferrari 296 GT3	PROAM	12	2:01.377	6	2:01.572	3	2:01.845	7	2:02.016	2	2:02.236	9
25	8 Il Barone Rampante	ITA	Giuseppe Cipriani	ITA		ITA	Lamborghini Huracan GT3 EVO	AM	2	2:01.741	7	2:01.847	8	2:02.057	9	2:02.396	10	2:06.174	2
26	786 GetSpeed	DEU	Kiki Sak Nana	THA	Adam Osieka	DEU	Mercedes AMG GT3 EVO	AM	3	2:01.982	13	2:02.932	12	2:03.661	3	2:03.827	9	2:04.062	4
27	108 Vimana by GetSpeed	DEU	Ameerh Naran	ZAF	Tom Jackson	GBR	Mercedes AMG GT3 EVO	PROAM	13	2:02.358	5	2:02.520	9	2:02.848	7	2:02.855	6	2:02.901	8
28	61 AF Corse	ITA	Jean-Claude Saada	USA	Conrad Grunewald	USA	Ferrari 296 GT3	PROAM	14	2:03.108	8	2:03.495	12	2:03.789	10	2:04.083	13	2:04.287	11
29	11 racing one	DEU	Ernst Kirchmayr	AUT	Luca Ludwig	DEU	Ferrari 296 GT3	PROAM	15	2:03.252	9	2:03.742	11	2:04.053	7	2:04.397	8	2:04.630	12
30	16 AF Corse	ITA	Marcelo Hahn	BRA	Allam Khodair	BRA	Ferrari 296 GT3	PROAM	16	2:03.322	13	2:03.888	8	2:03.994	6	2:04.089	11	2:04.693	10
31	95 Team Motopark	DEU	Morten Strömsted	DNK	Thomas Ikin	GBR	Mercedes AMG GT3 EVO	PROAM	17	2:03.967	8	2:05.913	7	2:06.191	6	2:06.249	11	2:11.782	9
32	66 Greystone GT	GBR	Stewart Proctor	GBR	Lewis Proctor	GBR	McLaren 720S GT3	PROAM	18	2:04.019	12	2:04.679	8	2:06.175	6	2:06.997	3	2:07.441	7
33	5 Olimp Racing	POL	Stanislaw Jedlinski	POL	Krystian Korzeniowski	POL	Ferrari 296 GT3	AM	4	2:07.152	10	2:07.541	6	2:10.349	2	2:10.955	7	2:11.271	11
34	23 Pellin Racing	ITA	Thor Haugen	USA	Paolo Ruberti	ITA	Ferrari 488 GT3 2020	PROAM	19	2:09.277	7	2:09.716	10	2:10.018	12	2:10.079	11	2:10.371	6



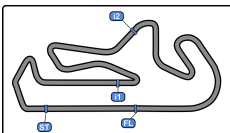


Autodromo Int. do Algarve
International GT Open
Qualifying - 1 Driver - 1
Best 5 Top Speeds



Cl	N°	Entrant/Team	Nat	Driver 1	Nat	Driver 2	Nat	Vehicle	Cat	Cl	Top 1		Top 2		Top 3		Top 4		Top 5		Avg
											Km/h	Lap	Km/h	Lap	Km/h	Lap	Km/h	Lap	Km/h	Lap	
1	777	Olimp Racing	POL	Marcin Jedlinski	POL	Karol Basz	POL	Audi R8 LMS GT3 Evo II	PROAM	1	256.5	10	255.9	2	255.3	7	255.3	9	254.7	6	255.5
2	27	Spirit of Race	CHE	Marco Pulcini	ITA	Eddie Cheever III	ITA	Ferrari 296 GT3	PROAM	2	255.3	2	253.5	3	252.9	7	252.9	8	252.3	5	253.4
3	51	Spirit of Race	CHE	Nicola Marinangeli	ITA	Vicent Abril	FRA	Ferrari 296 GT3	PRO	1	254.7	7	251.7	4	251.7	6	251.7	10	251.1	9	252.2
4	55	AF Corse	ITA	Laurent De Meeus	BEL	Jamie Stanley	GBR	Ferrari 296 GT3	PROAM	3	254.7	8	254.7	9	253.5	11	252.9	2	252.9	5	253.7
5	11	racing one	DEU	Ernst Kirchmayr	AUT	Luca Ludwig	DEU	Ferrari 296 GT3	PROAM	4	254.1	9	254.1	10	254.1	11	253.5	13	252.3	8	253.6
6	12	Car Collection Motorsport	DEU	Hash	USA	Alex Fontana	CHE	Porsche 911 GT3 R (992)	PROAM	5	254.1	2	253.5	8	253.5	11	252.3	7	252.3	14	253.1
7	24	Greystone GT	GBR	Andrey Borodin	IND	Oliver Webb	GBR	McLaren 720s GT3 Evo	PROAM	6	254.1	5	254.1	6	252.3	8	252.3	10	251.1	3	252.8
8	1	Eastalent Racing	AUT	Simon Reicher	ITA	Christopher Haase	DEU	Audi R8 LMS GT3 Evo II	PRO	2	253.5	8	253.5	11	252.9	5	252.9	9	252.9	10	253.1
9	17	Team Motopark	DEU	Diego Menchaca	MEX	Marcos Siebert	ARG	Mercedes AMG GT3 EVO	PRO	3	253.5	9	252.9	8	252.3	3	251.7	5	250.5	7	252.2
10	88	Spirit of Race	CHE	Gino Forgione	CHE	Michele Rugolo	ITA	Ferrari 296 GT3	PROAM	7	253.5	7	253.5	8	253.5	10	252.9	5	252.9	11	253.2
11	7	Car Collection Motorsport	DEU	Bashar Mardini	CAN	Tijmen van der Helm	NLD	Porsche 911 GT3 R (992)	PROAM	8	252.3	7	251.7	6	250.5	10	250.5	11	250.5	13	251.1
12	9	GetSpeed	DEU	Anthony Bartone	USA	Fabian Schiller	DEU	Mercedes AMG GT3 EVO	PRO	4	251.7	4	251.7	6	251.7	7	251.7	11	251.1	2	251.6
13	10	Oregon Team	ITA	Alessio Deledda	ITA	Jordan Pepper	ZAF	Lamborghini Huracan GT3 EVO2	PRO	5	251.7	11	250.5	7	250.0	10	250.0	14	249.4	8	250.3
14	75	ISR Racing	CZE	Filip Salaquarda	CZE	Libor Milota	CZE	Audi R8 LMS GT3 Evo II	PROAM	9	251.7	6	251.1	8	250.0	9	250.0	11	250.0	12	250.5
15	77	AlManar Racing by GetSpeed	CAN	Al Faisal Al Zubair	CAN	Mikaël Grenier	CND	Mercedes AMG GT3 EVO	PRO	6	251.7	2	251.7	4	250.5	13	249.4	7	249.4	10	250.5
16	6	GetSpeed	DEU	Valentin Pierburg	GBR	Aaron Walker	GBR	Mercedes AMG GT3 EVO	PROAM	10	251.1	7	250.5	6	250.0	9	250.0	10	249.4	13	250.2
17	15	Car Collection Motorsport	DEU	Gustav Bergström	SWE	Nico Menzel	DEU	Porsche 911 GT3 R (992)	PRO	7	251.1	3	250.5	8	250.0	7	249.4	2	249.4	4	250.1
18	25	AF Corse	ITA	Alessandro Cozzi	ITA	Giorgio Sernagiotto	ITA	Ferrari 296 GT3	PROAM	11	251.1	8	250.5	7	250.5	9	250.5	10	250.5	11	250.6
19	96	Team Motopark	DEU	Lukas Dunner	AUT	Charles Bateman	GBR	Mercedes AMG GT3 EVO	PRO	8	251.1	8	250.0	9	250.0	11	249.4	3	249.4	10	250.0
20	20	SPS Automotive Performance	DEU	Dominik Baumann	AUT	Mikael Pitamber	ZAF	Mercedes AMG GT3 EVO	PRO	9	250.5	7	250.0	10	249.4	6	249.4	9	248.8	11	249.6
21	63	Oregon Team	ITA	Rolf Ineichen	CHE	Leonardo Pulcini	ITA	Lamborghini Huracan GT3 EVO2	PRO	10	250.5	10	249.4	13	248.8	7	248.8	8	248.8	12	249.3
22	786	GetSpeed	DEU	Kiki Sak Nana	THA	Adam Osieka	DEU	Mercedes AMG GT3 EVO	AM	1	250.5	14	250.0	9	250.0	13	249.4	12	248.8	8	249.7
23	65	Team Motopark	DEU	Heiko Neumann	DEU	Timo Rumpfkeil	DEU	Mercedes AMG GT3 EVO	AM	2	250.0	8	249.4	7	249.4	9	248.8	13	248.2	3	249.1
24	54	CBRX by SPS	DEU	Dexter Müller	CHE	Yannick Mettler	CHE	Mercedes AMG GT3 EVO	PROAM	12	249.4	10	248.8	7	248.8	8	248.8	12	248.2	4	248.8
25	61	AF Corse	ITA	Jean-Claude Saada	USA	Conrad Grunewald	USA	Ferrari 296 GT3	PROAM	13	249.4	14	248.2	8	248.2	10	247.7	9	247.1	13	248.1
26	8	Il Barone Rampante	ITA	Giuseppe Cipriani	ITA		ITA	Lamborghini Huracan GT3 EVO	AM	3	248.8	8	248.2	9	246.0	7	246.0	13	245.4	11	246.9
27	19	Oregon Team	ITA	Marzio Moretti	ITA	Artem Petrov	ISR	Lamborghini Huracan GT3 EVO2	PRO	11	248.8	10	247.1	7	247.1	8	246.5	3	246.5	4	247.2
28	69	Scuderia Villorba Corse	ITA	Michael Blanchemain	FRA	Jim Pla	FRA	Mercedes AMG GT3 EVO	PROAM	14	247.7	8	247.1	7	247.1	10	246.5	4	246.5	9	247.0
29	108	Vimana by GetSpeed	DEU	Ameerh Naran	ZWE	Tom Jackson	GBR	Mercedes AMG GT3 EVO	PROAM	15	247.7	7	247.1	10	246.5	6	246.0	5	245.4	8	246.5
30	5	Olimp Racing	POL	Stanislaw Jedlinski	POL	Krystian Korzeniowski	POL	Ferrari 296 GT3	AM	4	247.1	10	247.1	11	246.0	7	244.8	4	244.3	2	245.9
31	66	Greystone GT	GBR	Stewart Proctor	GBR	Lewis Proctor	GBR	McLaren 720S GT3	PROAM	16	247.1	7	246.5	9	246.5	12	246.0	6	246.0	11	246.4
32	23	Pellin Racing	ITA	Thor Haugen	USA	Paolo Ruberti	ITA	Ferrari 488 GT3 2020	PROAM	17	246.5	11	245.4	13	244.3	8	242.1	12	241.6	7	244.0
33	95	Team Motopark	DEU	Morten Strömsted	DNK	Thomas Ikin	GBR	Mercedes AMG GT3 EVO	PROAM	18	246.0	9	245.4	12	244.8	7	244.8	8	242.6	4	244.7
34	16	AF Corse	ITA	Marcelo Hahn	BRA	Allam Khodair	BRA	Ferrari 296 GT3	PROAM	19	238.9	7	237.3	9	237.3	11	236.8	10	236.8	12	237.4





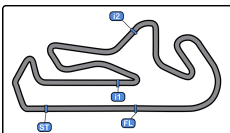
Autodromo Int. do Algarve
International GT Open
Qualifying - 1 Driver - 1
Fastest Laps Sequence

Autodromo do Algarve 4.653 m.



Lap	Time of Day	Session Time	Nº Entrant/Team	Nat	Driver 1	Nat	Driver 2	Nat	Vehicle	Cat	Time	Km/h
2	9:34:13.110	4:13.110	12 Car Collection Motorsport		Hash		Alex Fontana		Porsche 911 GT3 R (992)	PROAM	1:58.607	141.2
2	9:36:07.279	6:07.279	777 Olimp Racing		Marcin Jedlinski		Karol Basz		Audi R8 LMS GT3 Evo II	PROAM	1:58.552	141.2
3	9:38:04.724	8:04.724	777 Olimp Racing		Marcin Jedlinski		Karol Basz		Audi R8 LMS GT3 Evo II	PROAM	1:57.445	142.6





Autodromo Int. do Algarve
International GT Open
Qualifying - 1 Driver - 1
Event Best Maximum Speed



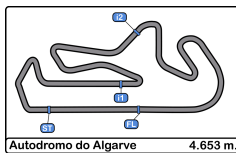
Autodromo do Algarve 4.653 m.

Nº	Entrant/Team	Nat	Driver 1	Nat	Driver 2	Nat	Vehicle	Cat	Km/h	Session
777	Olimp Racing	POL	Marcin Jedlinski	POL	Karol Basz	POL	Audi R8 LMS GT3 Evo II	PROAM	268.6	Free Practice - 2
11	racing one	DEU	Ernst Kirchmayr	AUT	Luca Ludwig	DEU	Ferrari 296 GT3	PROAM	267.3	Free Practice - 2
5	Olimp Racing	POL	Stanislaw Jedlinski	POL	Krystian Korzeniowski	POL	Ferrari 296 GT3	AM	266.6	Free Practice - 3
66	Greystone GT	GBR	Stewart Proctor	GBR	Lewis Proctor	GBR	McLaren 720S GT3	PROAM	265.3	Free Practice - 2
88	Spirit of Race	CHE	Gino Forgione	CHE	Michele Rugolo	ITA	Ferrari 296 GT3	PROAM	265.3	Free Practice - 2
1	Eastalent Racing	AUT	Simon Reicher	AUT	Christopher Haase	DEU	Audi R8 LMS GT3 Evo II	PRO	264.7	Free Practice - 2
55	AF Corse	ITA	Laurent De Meeus	BEL	Jamie Stanley	GBR	Ferrari 296 GT3	PROAM	264.7	Free Practice - 2
24	Greystone GT	GBR	Andrey Borodin	IND	Oliver Webb	GBR	McLaren 720s GT3 Evo	PROAM	264.7	Free Practice - 2
77	AlManar Racing by GetSpeed	OMN	Al Faisal Al Zubair	OMN	Mikaël Grenier	CND	Mercedes AMG GT3 EVO	PRO	264.0	Free Practice - 2
27	Spirit of Race	CHE	Marco Pulcini	ITA	Eddie Cheever III	ITA	Ferrari 296 GT3	PROAM	264.0	Free Practice - 2
25	AF Corse	ITA	Alessandro Cozzi	ITA	Giorgio Sernagiotto	ITA	Ferrari 296 GT3	PROAM	264.0	Free Practice - 3
16	AF Corse	ITA	Marcelo Hahn	BRA	Allam Khodair	BRA	Ferrari 296 GT3	PROAM	264.0	Free Practice - 3
75	ISR Racing	CZE	Filip Salaquarda	CZE	Libor Milota	CZE	Audi R8 LMS GT3 Evo II	PROAM	263.4	Free Practice - 1
12	Car Collection Motorsport	DEU	Hash	USA	Alex Fontana	CHE	Porsche 911 GT3 R (992)	PROAM	263.4	Free Practice - 2
20	SPS Automotive Performance	DEU	Dominik Baumann	AUT	Mikael Pitamber	ZAF	Mercedes AMG GT3 EVO	PRO	263.4	Free Practice - 2
17	Team Motopark	DEU	Diego Menchaca	MEX	Marcos Siebert	ARG	Mercedes AMG GT3 EVO	PRO	263.4	Free Practice - 2
54	CBRX by SPS	DEU	Dexter Müller	CHE	Yannick Mettler	CHE	Mercedes AMG GT3 EVO	PROAM	263.4	Free Practice - 2
786	GetSpeed	DEU	Kiki Sak Nana	THA	Adam Osieka	DEU	Mercedes AMG GT3 EVO	AM	263.4	Free Practice - 3
61	AF Corse	ITA	Jean-Claude Saada	USA	Conrad Grunewald	USA	Ferrari 296 GT3	PROAM	263.4	Free Practice - 3
10	Oregon Team	ITA	Alessio Deledda	ITA	Jordan Pepper	ZAF	Lamborghini Huracan GT3 EVO2	PRO	262.7	Free Practice - 2
9	GetSpeed	DEU	Anthony Bartone	USA	Fabian Schiller	DEU	Mercedes AMG GT3 EVO	PRO	262.7	Free Practice - 2
95	Team Motopark	DEU	Morten Strömsted	DNK	Thomas Ikin	GBR	Mercedes AMG GT3 EVO	PROAM	262.7	Free Practice - 2
65	Team Motopark	DEU	Heiko Neumann	DEU	Timo Rumpfkeil	DEU	Mercedes AMG GT3 EVO	AM	262.7	Free Practice - 3
51	Spirit of Race	CHE	Nicola Marinangeli	ITA	Vicent Abril	FRA	Ferrari 296 GT3	PRO	262.1	Free Practice - 2
19	Oregon Team	ITA	Marzio Moretti	ITA	Artem Petrov	ISR	Lamborghini Huracan GT3 EVO2	PRO	262.1	Free Practice - 2
7	Car Collection Motorsport	DEU	Bashar Mardini	CAN	Tijmen van der Helm	NLD	Porsche 911 GT3 R (992)	PROAM	261.5	Free Practice - 3
63	Oregon Team	ITA	Rolf Ineichen	CHE	Leonardo Pulcini	ITA	Lamborghini Huracan GT3 EVO2	PRO	260.8	Free Practice - 2
15	Car Collection Motorsport	DEU	Gustav Bergström	SWE	Nico Menzel	DEU	Porsche 911 GT3 R (992)	PRO	260.8	Free Practice - 2
96	Team Motopark	DEU	Lukas Dunner	AUT	Charles Bateman	GBR	Mercedes AMG GT3 EVO	PRO	260.8	Free Practice - 2
69	Scuderia Villorba Corse	ITA	Michael Blanchemain	FRA	Jim Pla	FRA	Mercedes AMG GT3 EVO	PROAM	260.2	Free Practice - 1
6	GetSpeed	DEU	Valentin Pierburg	DEU	Aaron Walker	GBR	Mercedes AMG GT3 EVO	PROAM	260.2	Free Practice - 3
8	Il Barone Rampante	ITA	Giuseppe Cipriani	ITA			Lamborghini Huracan GT3 EVO	AM	259.6	Free Practice - 2
23	Pellin Racing	ITA	Thor Haugen	USA	Paolo Ruberti	ITA	Ferrari 488 GT3 2020	PROAM	259.6	Free Practice - 2
108	Vimana by GetSpeed	DEU	Ameerh Naran	ZWE	Tom Jackson	GBR	Mercedes AMG GT3 EVO	PROAM	258.3	Free Practice - 1



autódromo internacional algarve





Autodromo Int. do Algarve
International GT Open
Qualifying - 1 Driver - 1
Pit Stop Analysis



Autodromo do Algarve 4.653 m.

1 Simon Reicher Audi R8 LMS GT3 Evo II
 PRO Christopher Haase Eastalent Racing

Nº	In Day Time	In Time	Out Time	Pit Time	T. Pit Time	Handicap	Diff.
1	9:41:12.660	9:41:12.660	9:43:34.306	2:21.646	2:21.646		
2	9:55:43.926	9:55:43.926	9:57:07.327	1:23.401	3:45.047		

5 Stanislaw Jedlinski Ferrari 296 GT3
 AM Krystian Korzeniowski Olimp Racing

Nº	In Day Time	In Time	Out Time	Pit Time	T. Pit Time	Handicap	Diff.
1	9:39:32.321	9:39:32.321	9:43:47.825	4:15.504	4:15.504		

6 Valentin Pierburg Mercedes AMG GT3 EVO
 PROAM Aaron Walker GetSpeed

Nº	In Day Time	In Time	Out Time	Pit Time	T. Pit Time	Handicap	Diff.
1	9:39:50.358	9:39:50.358	9:44:36.890	4:46.532	4:46.532		
2	9:58:45.371	9:58:45.371	9:59:59.931	1:14.560	6:01.092		

7 Bashar Mardini Porsche 911 GT3 R (992)
 PROAM Tijmen van der Helm Car Collection Motorsport

Nº	In Day Time	In Time	Out Time	Pit Time	T. Pit Time	Handicap	Diff.
1	9:39:06.510	9:39:06.510	9:44:13.563	5:07.053	5:07.053		
2	9:52:32.004	9:52:32.004	9:54:21.865	1:49.861	6:56.914		

8 Giuseppe Cipriani Lamborghini Huracan GT3 EVO
 AM Il Barone Rampante

Nº	In Day Time	In Time	Out Time	Pit Time	T. Pit Time	Handicap	Diff.
1	9:42:05.323	9:42:05.323	9:45:54.185	3:48.862	3:48.862		
2	9:58:12.331	9:58:12.331	9:59:32.261	1:19.930	5:08.792		

9 Anthony Bartone Mercedes AMG GT3 EVO
 PRO Fabian Schiller GetSpeed

Nº	In Day Time	In Time	Out Time	Pit Time	T. Pit Time	Handicap	Diff.
1	9:40:03.073	9:40:03.073	9:43:15.325	3:12.252	3:12.252		
2	9:49:18.161	9:49:18.161	9:53:22.875	4:04.714	7:16.966		

10 Alessio Deledda Lamborghini Huracan GT3 EVO2
 PRO Jordan Pepper Oregon Team

Nº	In Day Time	In Time	Out Time	Pit Time	T. Pit Time	Handicap	Diff.
1	9:38:45.814	9:38:45.814	9:43:59.404	5:13.590	5:13.590		

11 Ernst Kirchmayr Ferrari 296 GT3
 PROAM Luca Ludwig racing one

Nº	In Day Time	In Time	Out Time	Pit Time	T. Pit Time	Handicap	Diff.
1	9:41:53.017	9:41:53.017	9:43:29.046	1:36.029	1:36.029		

12 Hash Porsche 911 GT3 R (992)
 PROAM Alex Fontana Car Collection Motorsport

Nº	In Day Time	In Time	Out Time	Pit Time	T. Pit Time	Handicap	Diff.
1	9:41:07.360	9:41:07.360	9:43:25.432	2:18.072	2:18.072		
2	9:49:38.380	9:49:38.380	9:50:46.706	1:08.326	3:26.398		

15 Gustav Bergström Porsche 911 GT3 R (992)
 PRO Nico Menzel Car Collection Motorsport

Nº	In Day Time	In Time	Out Time	Pit Time	T. Pit Time	Handicap	Diff.
1	9:41:54.144	9:41:54.144	9:43:16.463	1:22.319	1:22.319		
2	9:53:25.812	9:53:25.812	9:57:34.480	4:08.668	5:30.987		

16 Marcelo Hahn Ferrari 296 GT3
 PROAM Allam Khodair AF Corse

Nº	In Day Time	In Time	Out Time	Pit Time	T. Pit Time	Handicap	Diff.
1	9:41:24.587	9:41:24.587	9:43:51.994	2:27.407	2:27.407		

17 Diego Menchaca Mercedes AMG GT3 EVO
 PRO Marcos Siebert Team Motopark

Nº	In Day Time	In Time	Out Time	Pit Time	T. Pit Time	Handicap	Diff.
1	9:41:09.088	9:41:09.088	9:43:05.892	1:56.804	1:56.804		
2	9:51:06.469	9:51:06.469	9:52:56.446	1:49.977	3:46.781		

19 Marzio Moretti Lamborghini Huracan GT3 EVO2
 PRO Artem Petrov Oregon Team

Nº	In Day Time	In Time	Out Time	Pit Time	T. Pit Time	Handicap	Diff.
1	9:39:24.319	9:39:24.319	9:47:22.421	7:58.102	7:58.102		
2	9:55:40.104	9:55:40.104	9:57:28.893	1:48.789	9:46.891		

20 Dominik Baumann Mercedes AMG GT3 EVO
 PRO Mikael Pitamber SPS Automotive Performance

Nº	In Day Time	In Time	Out Time	Pit Time	T. Pit Time	Handicap	Diff.
1	9:41:22.738	9:41:22.738	9:44:10.251	2:47.513	2:47.513		
2	9:50:16.940	9:50:16.940	9:55:00.582	4:43.642	7:31.155		

23 Thor Haugen Ferrari 488 GT3 2020
 PROAM Paolo Ruberti Pellin Racing

Nº	In Day Time	In Time	Out Time	Pit Time	T. Pit Time	Handicap	Diff.
1	9:40:51.955	9:40:51.955	9:43:24.132	2:32.177	2:32.177		

24 Andrey Borodin McLaren 720s GT3 Evo
 PROAM Oliver Webb Greystone GT

Nº	In Day Time	In Time	Out Time	Pit Time	T. Pit Time	Handicap	Diff.
1	9:39:43.620	9:39:43.620	9:43:19.417	3:35.797	3:35.797		
2	9:49:29.849	9:49:29.849	9:56:11.388	6:41.539	10:17.336		

25 Alessandro Cozzi Ferrari 296 GT3
 PROAM Giorgio Sernagiotto AF Corse

Nº	In Day Time	In Time	Out Time	Pit Time	T. Pit Time	Handicap	Diff.
1	9:40:56.837	9:40:56.837	9:46:56.254	5:59.417	5:59.417		

27 Marco Pulcini Ferrari 296 GT3
 PROAM Eddie Cheever III Spirit of Race

Nº	In Day Time	In Time	Out Time	Pit Time	T. Pit Time	Handicap	Diff.
1	9:41:10.891	9:41:10.891	9:43:20.408	2:09.517	2:09.517		
2	9:49:26.276	9:49:26.276	9:52:15.128	2:48.852	4:58.369		
3	10:00:29.739	10:00:29.739	10:02:00.754	1:31.015	6:29.384		

51 Nicola Marinangeli Ferrari 296 GT3
 PRO Vicent Abril Spirit of Race


Nº	In Day Time	In Time	Out Time	Pit Time	T. Pit Time	Handicap	Diff.
1	9:41:04.846	9:41:04.846	9:44:16.873	3:12.027	3:12.027		
2	9:50:18.458	9:50:18.458	9:57:25.452	7:06.994	10:19.021		

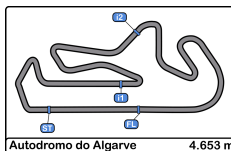
54 Dexter Müller Mercedes AMG GT3 EVO
 PROAM Yannick Mettler CBRX by SPS

Nº	In Day Time	In Time	Out Time	Pit Time	T. Pit Time	Handicap	Diff.
1	9:38:54.261	9:38:54.261	9:43:12.653	4:18.392	4:18.392		
2	9:51:22.664	9:51:22.664	9:53:31.930	2:09.266	6:27.658		

55 Laurent De Meeus Ferrari 296 GT3
 PROAM Jamie Stanley AF Corse

Nº	In Day Time	In Time	Out Time	Pit Time	T. Pit Time	Handicap	Diff.
1	9:41:15.339	9:41:15.339	9:44:01.007	2:45.668	2:45.668		
2	9:52:16.324	9:52:16.324	9:53:12.907	56.583	3:42.251		





Autodromo Int. do Algarve
International GT Open
Qualifying - 1 Driver - 1
Pit Stop Analysis



61 Jean-Claude Saada Ferrari 296 GT3
 PROAM Conrad Grunewald AF Corse

Nº	In Day Time	In Time	Out Time	Pit Time	T. Pit Time	Handicap	Diff.
1	9:39:45.886	9:39:45.886	9:43:38.736	3:52.850	3:52.850		

63 Rolf Ineichen Lamborghini Huracan GT3 EVO2
 PRO Leonardo Pulcini Oregon Team

Nº	In Day Time	In Time	Out Time	Pit Time	T. Pit Time	Handicap	Diff.
1	9:42:00.270	9:42:00.270	9:44:58.747	2:58.477	2:58.477		

65 Heiko Neumann Mercedes AMG GT3 EVO
 AM Timo Rumpfkeil Team Motopark

Nº	In Day Time	In Time	Out Time	Pit Time	T. Pit Time	Handicap	Diff.
1	9:41:39.282	9:41:39.282	9:43:08.697	1:29.415	1:29.415		
2	9:53:12.940	9:53:12.940	9:56:45.004	3:32.064	5:01.479		

66 Stewart Proctor McLaren 720S GT3
 PROAM Lewis Proctor Greystone GT

Nº	In Day Time	In Time	Out Time	Pit Time	T. Pit Time	Handicap	Diff.
1	9:40:09.438	9:40:09.438	9:43:32.335	3:22.897	3:22.897		
2	9:54:07.041	9:54:07.041	9:56:12.687	2:05.646	5:28.543		

69 Michael Blanchemain Mercedes AMG GT3 EVO
 PROAM Jim Pla Scuderia Villorba Corse

Nº	In Day Time	In Time	Out Time	Pit Time	T. Pit Time	Handicap	Diff.
1	9:42:07.499	9:42:07.499	9:44:50.548	2:43.049	2:43.049		
2	9:55:05.768	9:55:05.768	9:57:15.985	2:10.217	4:53.266		

75 Filip Salaquarda Audi R8 LMS GT3 Evo II
 PROAM Libor Milota ISR Racing

Nº	In Day Time	In Time	Out Time	Pit Time	T. Pit Time	Handicap	Diff.
1	9:40:35.684	9:40:35.684	9:44:25.644	3:49.960	3:49.960		
2	9:54:41.684	9:54:41.684	9:56:35.737	1:54.053	5:44.013		

77 Al Faisal Al Zubair Mercedes AMG GT3 EVO
 PRO Mikaël Grenier AIManar Racing by GetSpeed

Nº	In Day Time	In Time	Out Time	Pit Time	T. Pit Time	Handicap	Diff.
1	9:41:40.611	9:41:40.611	9:44:34.109	2:53.498	2:53.498		
2	9:50:39.973	9:50:39.973	9:52:48.815	2:08.842	5:02.340		

88 Gino Forgione Ferrari 296 GT3
 PROAM Michele Rugolo Spirit of Race

Nº	In Day Time	In Time	Out Time	Pit Time	T. Pit Time	Handicap	Diff.
1	9:41:17.669	9:41:17.669	9:43:40.897	2:23.228	2:23.228		
2	9:49:46.527	9:49:46.527	9:52:34.728	2:48.201	5:11.429		

95 Morten Strömsted Mercedes AMG GT3 EVO
 PROAM Thomas Ikin Team Motopark

Nº	In Day Time	In Time	Out Time	Pit Time	T. Pit Time	Handicap	Diff.
1	9:41:50.835	9:41:50.835	9:43:18.013	1:27.178	1:27.178		
2	9:53:50.816	9:53:50.816	9:56:57.722	3:06.906	4:34.084		

96 Lukas Dunner Mercedes AMG GT3 EVO
 PRO Charles Bateman Team Motopark

Nº	In Day Time	In Time	Out Time	Pit Time	T. Pit Time	Handicap	Diff.
1	9:41:30.508	9:41:30.508	9:43:07.383	1:36.875	1:36.875		
2	9:55:07.895	9:55:07.895	9:56:55.739	1:47.844	3:24.719		

108 Ameerh Naran Mercedes AMG GT3 EVO
 PROAM Tom Jackson Vimana by GetSpeed

Nº	In Day Time	In Time	Out Time	Pit Time	T. Pit Time	Handicap	Diff.
1	9:35:35.884	9:35:35.884	9:37:28.160	1:52.276	1:52.276		
2	9:39:52.750	9:39:52.750	9:50:00.833	10:08.083	12:00.359		

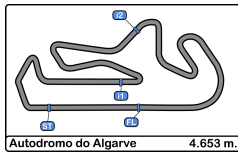
777 Marcin Jedlinski Audi R8 LMS GT3 Evo II
 PROAM Karol Basz Olimp Racing

Nº	In Day Time	In Time	Out Time	Pit Time	T. Pit Time	Handicap	Diff.
1	9:40:54.299	9:40:54.299	9:51:25.976	10:31.677	10:31.677		

786 Kiki Sak Nana Mercedes AMG GT3 EVO
 AM Adam Osieka GetSpeed

Nº	In Day Time	In Time	Out Time	Pit Time	T. Pit Time	Handicap	Diff.
1	9:42:02.352	9:42:02.352	9:43:43.761	1:41.409	1:41.409		
2	9:54:08.384	9:54:08.384	9:55:05.320	56.936	2:38.345		

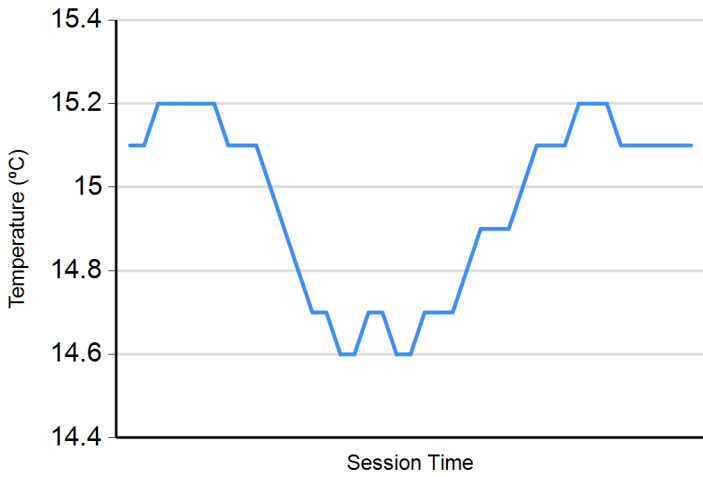




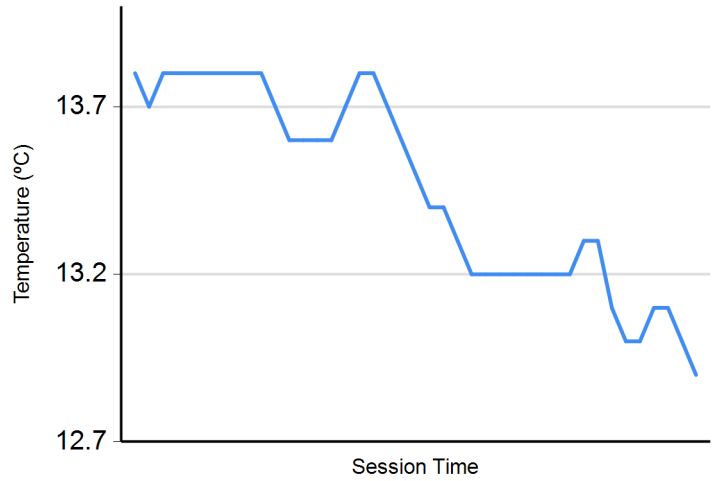
Autodromo Int. do Algarve
International GT Open
Qualifying - 1 Driver - 1
Weather Report



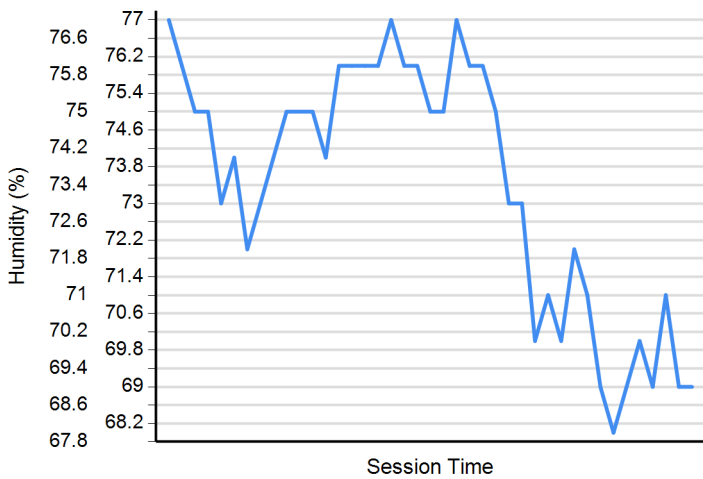
Air Temperature



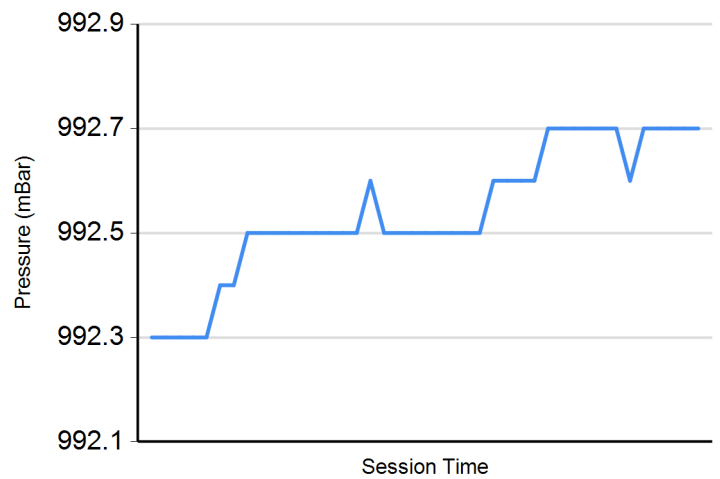
Track Temperature



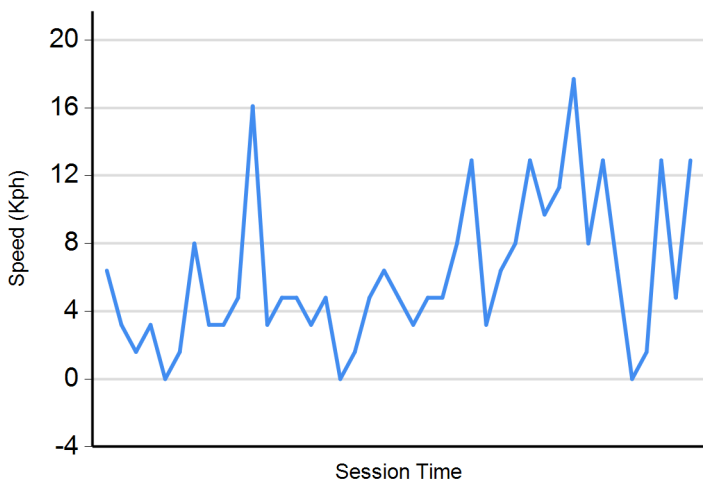
Humidity



Pressure



Wind Speed



Wind direction

North = 0°/360° Est = 90° South = 180° West = 270°

