

Autodromo Int. do Algarve
International GT Open
Qualifying - 2 Driver - 2
Provisional Results



Autodromo do Algarve 4.653 m.

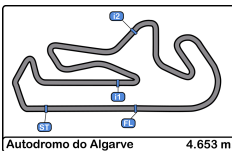
Cls	Nº	Entrant/Team	Nat	Driver 1	Nat	Driver 2	Nat	Vehicle	Cat	Cls	Laps	Best	Time	Gap	Interval	Km/h
1	20	SPS Automotive Performance	DEU	Dominik Baumann	AUT	Mikael Pitamber	ZAF	Mercedes AMG GT3 EVO	PRO	1	11	10	1:40.689			166.3
2	15	Car Collection Motorsport	DEU	Gustav Bergström	SWE	Nico Menzel	DEU	Porsche 911 GT3 R (992)	PRO	2	13	11	1:40.754	0.065	0.065	166.2
3	77	AlManar Racing by GetSpeed	OMN	Al Faisal Al Zubair	OMN	Mikaël Grenier	CAN	Mercedes AMG GT3 EVO	PRO	3	12	9	1:40.788	0.099	0.034	166.1
4	1	Eastalent Racing	AUT	Simon Reicher	AUT	Christopher Haase	DEU	Audi R8 LMS GT3 Evo II	PRO	4	12	9	1:40.835	0.146	0.047	166.1
5	66	Greystone GT	GBR	Stewart Proctor	GBR	Lewis Proctor	GBR	McLaren 720S GT3	PROAM	1	16	9	1:40.937	0.248	0.102	165.9
6	17	Team Motopark	DEU	Diego Menchaca	MEX	Marcos Siebert	ARG	Mercedes AMG GT3 EVO	PRO	5	14	10	1:40.973	0.284	0.036	165.8
7	95	Team Motopark	DEU	Morten Strömsted	DEN	Thomas Ikin	GBR	Mercedes AMG GT3 EVO	PROAM	2	14	9	1:41.236	0.547	0.263	165.4
8	51	Spirit of Race	CHE	Nicola Marinangeli	ITA	Vicent Abril	FRA	Ferrari 296 GT3	PRO	6	12	10	1:41.295	0.606	0.059	165.3
9	11	racing one	DEU	Ernst Kirchmayr	AUT	Luca Ludwig	DEU	Ferrari 296 GT3	PROAM	3	9	6	1:41.319	0.630	0.024	165.3
10	63	Oregon Team	ITA	Rolf Ineichen	CHE	Leonardo Pulcini	ITA	Lamborghini Huracan GT3 EVO2	PRO	7	13	10	1:41.407	0.718	0.088	165.1
11	16	AF Corse	ITA	Marcelo Hahn	BRA	Allam Khodair	BRA	Ferrari 296 GT3	PROAM	4	14	10	1:41.415	0.726	0.008	165.1
12	25	AF Corse	ITA	Alessandro Cozzi	ITA	Giorgio Sernagiotto	ITA	Ferrari 296 GT3	PROAM	5	18	13	1:41.588	0.899	0.173	164.8
13	786	GetSpeed	DEU	Kiki Sak Nana	TUR	Adam Osieka	DEU	Mercedes AMG GT3 EVO	AM	1	14	11	1:41.793	1.104	0.205	164.5
14	5	Olimp Racing	POL	Stanislaw Jedlinski	POL	Krystian Korzeniowski	POL	Ferrari 296 GT3	AM	2	12	9	1:41.852	1.163	0.059	164.4
15	61	AF Corse	ITA	Jean-Claude Saada	USA	Konrad Grunewald	USA	Ferrari 296 GT3	PROAM	6	18	13	1:41.887	1.198	0.035	164.4
16	9	GetSpeed	DEU	Anthony Bartone	USA	Fabian Schiller	DEU	Mercedes AMG GT3 EVO	PRO	8	13	12	1:41.912	1.223	0.025	164.3
17	27	Spirit of Race	CHE	Marco Pulcini	ITA	Eddie Cheever III	ITA	Ferrari 296 GT3	PROAM	7	16	14	1:42.133	1.444	0.221	164.0
18	96	Team Motopark	DEU	Lukas Dunner	AUT	Charles Bateman	GBR	Mercedes AMG GT3 EVO	PRO	9	16	15	1:42.204	1.515	0.071	163.8
19	19	Oregon Team	ITA	Marzio Moretti	ITA	Artem Petrov	ISR	Lamborghini Huracan GT3 EVO2	PRO	10	12	9	1:42.239	1.550	0.035	163.8
20	23	Pellin Racing	ITA	Thor Haugen	USA	Paolo Ruberti	ITA	Ferrari 488 GT3 2020	PROAM	8	11	9	1:42.252	1.563	0.013	163.8
21	10	Oregon Team	ITA	Alessio Deledda	ITA	Jordan Pepper	ZAF	Lamborghini Huracan GT3 EVO2	PRO	11	11	9	1:42.467	1.778	0.215	163.4
22	75	ISR Racing	CZE	Filip Salaquarda	CZE	Libor Milota	CZE	Audi R8 LMS GT3 Evo II	PROAM	9	15	14	1:42.757	2.068	0.290	163.0
23	8	Il Barone Rampante	ITA	Giuseppe Cipriani	ITA		ITA	Lamborghini Huracan GT3 EVO	AM	3	15	14	1:42.807	2.118	0.050	162.9
24	777	Olimp Racing	POL	Marcin Jedlinski	POL	Karol Basz	POL	Audi R8 LMS GT3 Evo II	PROAM	10	13	8	1:42.911	2.222	0.104	162.7
25	7	Car Collection Motorsport	DEU	Bashar Mardini	CAN	Tijmen van der Helm	NLD	Porsche 911 GT3 R (992)	PROAM	11	17	15	1:43.003	2.314	0.092	162.6
26	65	Team Motopark	DEU	Heiko Neumann	DEU	Timo Rumpfkeil	DEU	Mercedes AMG GT3 EVO	AM	4	15	14	1:43.042	2.353	0.039	162.5
27	54	CBRX by SPS	DEU	Dexter Müller	CHE	Yannick Mettler	CHE	Mercedes AMG GT3 EVO	PROAM	12	14	11	1:43.146	2.457	0.104	162.3
28	69	Scuderia Villorba Corse	ITA	Michael Blanchemain	FRA	Jim Pla	FRA	Mercedes AMG GT3 EVO	PROAM	13	15	11	1:43.797	3.108	0.651	161.3
29	6	GetSpeed	DEU	Valentin Pierburg	DEU	Aaron Walker	GBR	Mercedes AMG GT3 EVO	PROAM	14	14	7	1:43.827	3.138	0.030	161.3
30	55	AF Corse	ITA	Laurent De Meeus	BEL	Jamie Stanley	GBR	Ferrari 296 GT3	PROAM	15	15	11	1:44.193	3.504	0.366	160.7
31	24	Greystone GT	GBR	Andrey Borodin	IND	Oliver Webb	GBR	McLaren 720s GT3 Evo	PROAM	16	14	11	1:44.258	3.569	0.065	160.6
32	88	Spirit of Race	CHE	Gino Forgione	CHE	Michele Rugolo	ITA	Ferrari 296 GT3	PROAM	17	15	12	1:44.359	3.670	0.101	160.5
33	12	Car Collection Motorsport	DEU	Hash	USA	Alex Fontana	CHE	Porsche 911 GT3 R (992)	PROAM	18	14	12	1:45.008	4.319	0.649	159.5
34	108	Vimana by GetSpeed	DEU	Ameerh Naran	ZHE	Tom Jackson	GBR	Mercedes AMG GT3 EVO	PROAM	19	10	8	1:48.407	7.718	3.399	154.5

Published at:.....

Track Temp: 12.1 °C Air Temp: 14.4 °C Humidity: 68 % Track Status: DRY

Race Director:	Alessandro Ferrari	Timekeeper:	Luis Garcia
	ACI DGA 392080		JOB-2654-ESP/M





Autodromo Int. do Algarve
 International GT Open
 Qualifying - 2 Driver - 2
 Provisional Results



Published at:.....

Track Temp: 12.1 °C Air Temp: 14.4 °C Humidity: 68 % Track Status: DRY

Race Director:

Alessandro Ferrari

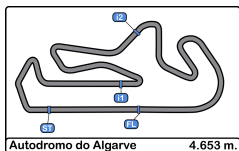
ACI DGA 392080

Timekeeper:

Luis Garcia

JOB-2654-ESP/M





Autodromo Int. do Algarve
International GT Open
Qualifying - 2 Driver - 2
Track Limit



The Stewards, having received a report from Race Director, have considered the following matter and determine the following:

Session Qualifying - 2 Driver - 2
Fact The cars below did not use the track at the turns listed below

Infringement Breach of Appendix L Chapter IV Article 2 c) of the FIA International Sporting Code and Article 19.4/19.5 of the Sporting Regulations.

Decision Deletion of the lap times shown in accordance with Article 12.4.1.e of the FIA International Sporting Code.

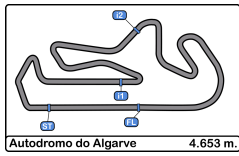
Note

- Certain decisions of the Stewards are subject to appeal (Article 15 of the FIA International Sporting Code).
- These penalties are not subject to appeal Article.12.3.4 of the FIA International Sporting Code and Article 16.5 of the Sporting Regulations.
- According to Article.12.3.3.b of the FIA International Sporting Code these decisions become immediately binding even in case of an appeal.

Ord	Turn	Nº Driver	Entrant/Team	Time of Day	Lap Time
1	4	786 Kiki - Osieka	GetSpeed	9:04:11.742	2:11.369
2	15 +	66 Proctor - Proctor	Greystone GT	9:11:39.091	1:43.758
3	1	27 Pulcini - Cheever III	Spirit of Race	9:11:41.317	1:44.642
4	5	7 Mardini - van der Helm	Car Collection Motorsport	9:11:47.561	1:44.633
5	4	25 Cozzi - Sernagiotto	AF Corse	9:11:47.742	1:42.532
6	1	786 Kiki - Osieka	GetSpeed	9:11:55.115	1:43.608
7	1	65 Neumann - Rumpfkeil	Team Motopark	9:11:59.710	1:45.063
8	5	95 Strömsted - Ikin	Team Motopark	9:12:26.409	1:42.503
9	1	20 Baumann - Pitamber	SPS Automotive Performance	9:12:43.872	1:42.662
10	5	19 Moretti - Petrov	Oregon Team	9:12:46.609	1:43.144
11	1	63 Ineichen - Pulcini	Oregon Team	9:13:12.442	1:41.942
12	4	51 Marinangeli - Abril	Spirit of Race	9:13:16.169	1:41.957
13	5	23 Haugen - Ruberti	Pellin Racing	9:13:20.102	1:42.772
14	5	66 Proctor - Proctor	Greystone GT	9:13:21.430	1:42.339
15	1	27 Pulcini - Cheever III	Spirit of Race	9:13:25.488	1:44.171
16	1	10 Deledda - Pepper	Oregon Team	9:13:27.882	1:43.830
17	5	7 Mardini - van der Helm	Car Collection Motorsport	9:13:35.285	1:47.724
18	1	65 Neumann - Rumpfkeil	Team Motopark	9:13:43.650	1:43.940
19	1	786 Kiki - Osieka	GetSpeed	9:13:55.083	1:59.968
20	5	95 Strömsted - Ikin	Team Motopark	9:14:08.730	1:42.321
21	5	75 Salaquarda - Milota	ISR Racing	9:14:17.392	1:45.444
22	1	8 Giuseppe Cipriani	Il Barone Rampante	9:14:22.222	1:47.264
23	1	777 Jedlinski - Basz	Olimp Racing	9:14:46.844	1:47.220
24	1	63 Ineichen - Pulcini	Oregon Team	9:14:57.958	1:45.516
25	1	51 Marinangeli - Abril	Spirit of Race	9:15:00.456	1:44.287
26	5	61 Saada - Grunewald	AF Corse	9:15:01.613	1:43.543
27	4	23 Haugen - Ruberti	Pellin Racing	9:15:02.910	1:42.808
28	1	88 Forgione - Rugolo	Spirit of Race	9:15:09.933	1:58.568
29	1	10 Deledda - Pepper	Oregon Team	9:15:10.932	1:43.050
30	1	66 Proctor - Proctor	Greystone GT	9:15:13.142	1:51.712
31	1	65 Neumann - Rumpfkeil	Team Motopark	9:15:26.985	1:43.335
32	4	786 Kiki - Osieka	GetSpeed	9:15:38.247	1:43.164
33	5	95 Strömsted - Ikin	Team Motopark	9:15:52.478	1:43.748
34	5	16 Hahn - Khodair	AF Corse	9:15:57.772	1:42.148
35	5	75 Salaquarda - Milota	ISR Racing	9:16:09.463	1:52.071
36	1	96 Dunner - Bateman	Team Motopark	9:16:11.938	1:47.856
37	1	19 Moretti - Petrov	Oregon Team	9:16:14.348	1:43.501
38	4	108 Naran - Jackson	Vimana by GetSpeed	9:16:30.532	4:09.431
39	1	11 Kirchmayr - Ludwig	racing one	9:16:31.793	1:58.399

The Stewards:





Autodromo Int. do Algarve
International GT Open
Qualifying - 2 Driver - 2
Track Limit



The Stewards, having received a report from Race Director, have considered the following matter and determine the following:

Session Qualifying - 2 Driver - 2

Fact The cars below did not use the track at the turns listed below

Infringement Breach of Appendix L Chapter IV Article 2 c) of the FIA International Sporting Code and Article 19.4/19.5 of the Sporting Regulations.

Decision Deletion of the lap times shown in accordance with Article 12.4.1.e of the FIA International Sporting Code.

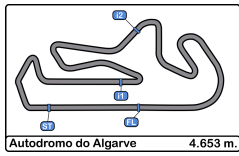
Note

- Certain decisions of the Stewards are subject to appeal (Article 15 of the FIA International Sporting Code).
- These penalties are not subject to appeal Article.12.3.4 of the FIA International Sporting Code and Article 16.5 of the Sporting Regulations.
- According to Article.12.3.3.b of the FIA International Sporting Code these decisions become immediately binding even in case of an appeal.

Ord	Turn	Nº Driver	Entrant/Team	Time of Day	Lap Time
40	1	777 Jedlinski - Basz	Olimp Racing	9:16:31.834	1:44.990
41	1	63 Ineichen - Pulcini	Oregon Team	9:16:40.057	1:42.099
42	1	10 Deledda - Pepper	Oregon Team	9:16:54.188	1:43.256
43	5	23 Haugen - Ruberti	Pellin Racing	9:16:56.875	1:53.965
44	1	25 Cozzi - Sernagiotto	AF Corse	9:17:14.193	1:48.374
45	1	95 Strömsted - Ikin	Team Motopark	9:17:34.919	1:42.441
46	1	55 De Meeus - Stanley	AF Corse	9:18:03.104	1:45.282
47	15 PR	19 Moretti - Petrov	Oregon Team	9:18:05.432	1:51.084
48	4	777 Jedlinski - Basz	Olimp Racing	9:18:19.297	1:47.463
49	4	108 Naran - Jackson	Vimana by GetSpeed	9:18:20.535	1:50.003
50	1	77 Al Zubair - Grenier	AlManar Racing by GetSpeed	9:18:21.091	1:42.585
51	4	63 Ineichen - Pulcini	Oregon Team	9:18:28.714	1:48.657
52	8	1 Reicher - Haase	Eastalent Racing	9:18:39.716	1:41.021
53	1	10 Deledda - Pepper	Oregon Team	9:18:43.857	1:49.669
54	1	96 Dunner - Bateman	Team Motopark	9:19:37.283	1:42.646
55	4	66 Proctor - Proctor	Greystone GT	9:19:49.558	1:41.455
56	4	9 Bartone - Schiller	GetSpeed	9:19:56.928	1:42.699
57	4	5 Jedlinski - Korzeniowski	Olimp Racing	9:20:08.253	1:46.729
58	4	108 Naran - Jackson	Vimana by GetSpeed	9:20:10.347	1:49.812
59	4	77 Al Zubair - Grenier	AlManar Racing by GetSpeed	9:20:11.336	1:50.245
60	1	6 Pierburg - Walker	GetSpeed	9:20:38.216	1:43.588
61	5	25 Cozzi - Sernagiotto	AF Corse	9:20:38.490	1:42.112
62	5	24 Borodin - Webb	Greystone GT	9:21:09.019	1:45.803
63	4	69 Blanchemain - Pla	Scuderia Villorba Corse	9:21:27.108	1:59.470
64	1	88 Forgione - Rugolo	Spirit of Race	9:22:17.918	1:45.695
65	5	24 Borodin - Webb	Greystone GT	9:22:56.571	1:47.552
66	1	51 Marinangeli - Abril	Spirit of Race	9:23:37.433	1:41.003
67	1	5 Jedlinski - Korzeniowski	Olimp Racing	9:23:39.771	1:49.300
68	1	63 Ineichen - Pulcini	Oregon Team	9:24:03.200	1:41.351
69	1	10 Deledda - Pepper	Oregon Team	9:24:38.233	1:42.363
70	1	27 Pulcini - Cheever III	Spirit of Race	9:24:40.359	1:46.366
71	4	61 Saada - Grunewald	AF Corse	9:25:21.535	1:42.051
72	1	51 Marinangeli - Abril	Spirit of Race	9:25:24.935	1:47.502
73	4	96 Dunner - Bateman	Team Motopark	9:26:12.055	1:44.966
74	1	10 Deledda - Pepper	Oregon Team	9:26:20.337	1:42.104
75	4	19 Moretti - Petrov	Oregon Team	9:26:30.842	1:42.137
76	1	25 Cozzi - Sernagiotto	AF Corse	9:26:58.821	1:41.257
77	1	95 Strömsted - Ikin	Team Motopark	9:27:11.367	1:43.243
78	1	23 Haugen - Ruberti	Pellin Racing	9:27:14.589	1:42.384

The Stewards:





Autodromo Int. do Algarve
International GT Open
Qualifying - 2 Driver - 2
Track Limit



The Stewards, having received a report from Race Director, have considered the following matter and determine the following:

Session Qualifying - 2 Driver - 2
Fact The cars below did not use the track at the turns listed below

Infringement Breach of Appendix L Chapter IV Article 2 c) of the FIA International Sporting Code and Article 19.4/19.5 of the Sporting Regulations.

Decision Deletion of the lap times shown in accordance with Article 12.4.1.e of the FIA International Sporting Code.

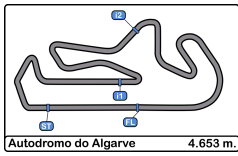
Note

- Certain decisions of the Stewards are subject to appeal (Article 15 of the FIA International Sporting Code).
- These penalties are not subject to appeal Article.12.3.4 of the FIA International Sporting Code and Article 16.5 of the Sporting Regulations.
- According to Article.12.3.3.b of the FIA International Sporting Code these decisions become immediately binding even in case of an appeal.

Ord	Turn	Nº Driver	Entrant/Team	Time of Day	Lap Time
79	1	1 Reicher - Haase	Eastalent Racing	9:27:41.643	7:14.858
80	4	65 Neumann - Rumpfkeil	Team Motopark	9:27:56.336	1:42.731
81	5	24 Borodin - Webb	Greystone GT	9:28:11.619	1:44.737
82	1	27 Pulcini - Cheever III	Spirit of Race	9:28:15.366	1:52.425
83	4	55 De Meeus - Stanley	AF Corse	9:28:38.878	1:44.228
84	1	786 Kiki - Osieka	GetSpeed	9:28:44.955	1:41.946
85	1	95 Strömsted - Ikin	Team Motopark	9:28:53.451	1:42.084
86	1	777 Jedlinski - Basz	Olimp Racing	9:28:56.358	1:43.589
87	1	6 Pierburg - Walker	GetSpeed	9:29:18.711	1:43.112
88	4	66 Proctor - Proctor	Greystone GT	9:29:34.661	1:41.338
89	1	65 Neumann - Rumpfkeil	Team Motopark	9:29:39.336	1:43.000
90	4	69 Blanchemain - Pla	Scuderia Villorba Corse	9:29:40.567	1:56.727
91	1	11 Kirchmayr - Ludwig	racing one	9:29:42.012	1:41.467
92	1	10 Deledda - Pepper	Oregon Team	9:29:51.661	1:48.857
93	1	19 Moretti - Petrov	Oregon Team	9:30:05.671	1:52.590
94	1	786 Kiki - Osieka	GetSpeed	9:30:32.454	1:47.499
95	1	61 Saada - Grunewald	AF Corse	9:30:37.465	1:46.531
96	1	5 Jedlinski - Korzeniowski	Olimp Racing	9:30:52.045	1:45.922
97	1	51 Marinangeli - Abril	Spirit of Race	9:31:04.532	1:59.473
98	1	6 Pierburg - Walker	GetSpeed	9:31:07.862	1:49.151
99	7 AND	77 Al Zubair - Grenier	AlManar Racing by GetSpeed	9:31:15.207	1:42.837
100	1	66 Proctor - Proctor	Greystone GT	9:31:15.929	1:41.268
101	1	96 Dunner - Bateman	Team Motopark	9:31:31.994	1:50.433
102	1	10 Deledda - Pepper	Oregon Team	9:31:43.327	1:51.666
103	4	19 Moretti - Petrov	Oregon Team	9:31:48.469	1:42.798
104	1	25 Cozzi - Sernagiotto	AF Corse	9:32:25.832	1:50.387
105	4	95 Strömsted - Ikin	Team Motopark	9:32:32.869	1:45.583
106	1	63 Ineichen - Pulcini	Oregon Team	9:32:44.904	1:41.416
107	1	88 Forgione - Rugolo	Spirit of Race	9:32:54.934	1:48.280
108	7 AND	1 Reicher - Haase	Eastalent Racing	9:33:00.881	1:46.258
109	1	77 Al Zubair - Grenier	AlManar Racing by GetSpeed	9:33:02.740	1:47.533
110	1	65 Neumann - Rumpfkeil	Team Motopark	9:33:05.514	1:43.023
111	1	96 Dunner - Bateman	Team Motopark	9:33:14.881	1:42.887
112	1	17 Menchaca - Siebert	Team Motopark	9:33:19.781	1:49.769
113	4	69 Blanchemain - Pla	Scuderia Villorba Corse	9:33:21.098	1:53.908
114	1	95 Strömsted - Ikin	Team Motopark	9:34:23.429	1:50.560
115	1	63 Ineichen - Pulcini	Oregon Team	9:34:46.592	2:01.688
116	4	88 Forgione - Rugolo	Spirit of Race	9:34:50.535	1:55.601
117	1	6 Pierburg - Walker	GetSpeed	9:34:51.703	1:57.736

The Stewards:





Autodromo Int. do Algarve
International GT Open
Qualifying - 2 Driver - 2
Track Limit



The Stewards, having received a report from Race Director, have considered the following matter and determine the following:

Session Qualifying - 2 Driver - 2

Fact The cars below did not use the track at the turns listed below

Infringement Breach of Appendix L Chapter IV Article 2 c) of the FIA International Sporting Code and Article 19.4/19.5 of the Sporting Regulations.

Decision Deletion of the lap times shown in accordance with Article 12.4.1.e of the FIA International Sporting Code.

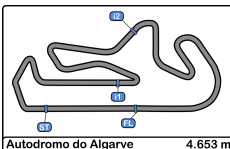
Note

- Certain decisions of the Stewards are subject to appeal (Article 15 of the FIA International Sporting Code).
- These penalties are not subject to appeal Article.12.3.4 of the FIA International Sporting Code and Article 16.5 of the Sporting Regulations.
- According to Article.12.3.3.b of the FIA International Sporting Code these decisions become immediately binding even in case of an appeal.

Ord	Turn	Nº Driver	Entrant/Team	Time of Day	Lap Time
118	1	77 Al Zubair - Grenier	AlManar Racing by GetSpeed	9:34:54.445	1:51.705
119	7 AND	15 Bergström - Menzel	Car Collection Motorsport	9:35:12.826	1:40.794
120	1	8 Giuseppe Cipriani	Il Barone Rampante	9:35:43.091	2:01.683

The Stewards:





Autodromo Int. do Algarve
International GT Open
Qualifying - 2 Driver - 2
Provisional Results by Category



PRO																
Cls	Nº	Entrant/Team	Nat	Driver 1	Nat	Driver 2	Nat	Vehicle	Cat	Cls	Laps	Best	Time	Gap	Interval	Km/h
1	20	SPS Automotive Performance	DEU	Dominik Baumann	AUT	Mikael Pitamber	ZAF	Mercedes AMG GT3 EVO	PRO	1	11	10	1:40.689			166.3
2	15	Car Collection Motorsport	DEU	Gustav Bergström	SWE	Nico Menzel	DEU	Porsche 911 GT3 R (992)	PRO	2	13	11	1:40.754	0.065	0.065	166.2
3	77	AlManar Racing by GetSpeed	OMN	Al Faisal Al Zubair	OMN	Mikaël Grenier	CAN	Mercedes AMG GT3 EVO	PRO	3	12	9	1:40.788	0.099	0.034	166.1
4	1	Eastalent Racing	AUT	Simon Reicher	AUT	Christopher Haase	DEU	Audi R8 LMS GT3 Evo II	PRO	4	12	9	1:40.835	0.146	0.047	166.1
5	17	Team Motopark	DEU	Diego Menchaca	MEX	Marcos Siebert	ARG	Mercedes AMG GT3 EVO	PRO	5	14	10	1:40.973	0.284	0.138	165.8
6	51	Spirit of Race	CHE	Nicola Marinangeli	ITA	Vicent Abril	FRA	Ferrari 296 GT3	PRO	6	12	10	1:41.295	0.606	0.322	165.3
7	63	Oregon Team	ITA	Rolf Ineichen	CHE	Leonardo Pulcini	ITA	Lamborghini Huracan GT3 EVO2	PRO	7	13	10	1:41.407	0.718	0.112	165.1
8	9	GetSpeed	DEU	Anthony Bartone	USA	Fabian Schiller	DEU	Mercedes AMG GT3 EVO	PRO	8	13	12	1:41.912	1.223	0.505	164.3
9	96	Team Motopark	DEU	Lukas Dunner	AUT	Charles Bateman	GBR	Mercedes AMG GT3 EVO	PRO	9	16	15	1:42.204	1.515	0.292	163.8
10	19	Oregon Team	ITA	Marzio Moretti	ITA	Artem Petrov	ISR	Lamborghini Huracan GT3 EVO2	PRO	10	12	9	1:42.239	1.550	0.035	163.8
11	10	Oregon Team	ITA	Alessio Deledda	ITA	Jordan Pepper	ZAF	Lamborghini Huracan GT3 EVO2	PRO	11	11	9	1:42.467	1.778	0.228	163.4

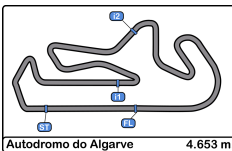
PROAM																
Cls	Nº	Entrant/Team	Nat	Driver 1	Nat	Driver 2	Nat	Vehicle	Cat	Cls	Laps	Best	Time	Gap	Interval	Km/h
1	66	Greystone GT	GBR	Stewart Proctor	GBR	Lewis Proctor	GBR	McLaren 720S GT3	PROAM	1	16	9	1:40.937			165.9
2	95	Team Motopark	DEU	Morten Strömsted	DNK	Thomas Ikin	GBR	Mercedes AMG GT3 EVO	PROAM	2	14	9	1:41.236	0.299	0.299	165.4
3	11	racing one	DEU	Ernst Kirchmayr	AUT	Luca Ludwig	DEU	Ferrari 296 GT3	PROAM	3	9	6	1:41.319	0.382	0.083	165.3
4	16	AF Corse	ITA	Marcelo Hahn	BRA	Allam Khodair	BRA	Ferrari 296 GT3	PROAM	4	14	10	1:41.415	0.478	0.096	165.1
5	25	AF Corse	ITA	Alessandro Cozzi	ITA	Giorgio Sernagiotto	ITA	Ferrari 296 GT3	PROAM	5	18	13	1:41.588	0.651	0.173	164.8
6	61	AF Corse	ITA	Jean-Claude Saada	USA	Conrad Grunewald	USA	Ferrari 296 GT3	PROAM	6	18	13	1:41.887	0.950	0.299	164.4
7	27	Spirit of Race	CHE	Marco Pulcini	ITA	Eddie Cheever III	ITA	Ferrari 296 GT3	PROAM	7	16	14	1:42.133	1.196	0.246	164.0
8	23	Pellin Racing	ITA	Thor Haugen	USA	Paolo Ruberti	ITA	Ferrari 488 GT3 2020	PROAM	8	11	9	1:42.252	1.315	0.119	163.8
9	75	ISR Racing	CZE	Filip Salaquarda	CZE	Libor Milota	CZE	Audi R8 LMS GT3 Evo II	PROAM	9	15	14	1:42.757	1.820	0.505	163.0
10	777	Olimp Racing	POL	Marcin Jedlinski	POL	Karol Basz	POL	Audi R8 LMS GT3 Evo II	PROAM	10	13	8	1:42.911	1.974	0.154	162.7
11	7	Car Collection Motorsport	DEU	Bashar Mardini	CAN	Tijmen van der Helm	NLD	Porsche 911 GT3 R (992)	PROAM	11	17	15	1:43.003	2.066	0.092	162.6
12	54	CBRX by SPS	DEU	Dexter Müller	CHE	Yannick Mettler	CHE	Mercedes AMG GT3 EVO	PROAM	12	14	11	1:43.146	2.209	0.143	162.3
13	69	Scuderia Villorba Corse	ITA	Michael Blanchemain	FRA	Jim Pla	FRA	Mercedes AMG GT3 EVO	PROAM	13	15	11	1:43.797	2.860	0.651	161.3
14	6	GetSpeed	DEU	Valentin Pierburg	DEU	Aaron Walker	GBR	Mercedes AMG GT3 EVO	PROAM	14	14	7	1:43.827	2.890	0.030	161.3
15	55	AF Corse	ITA	Laurent De Meeus	BEL	Jamie Stanley	GBR	Ferrari 296 GT3	PROAM	15	15	11	1:44.193	3.256	0.366	160.7
16	24	Greystone GT	GBR	Andrey Borodin	IND	Oliver Webb	GBR	McLaren 720s GT3 Evo	PROAM	16	14	11	1:44.258	3.321	0.065	160.6
17	88	Spirit of Race	CHE	Gino Forgiione	CHE	Michele Rugolo	ITA	Ferrari 296 GT3	PROAM	17	15	12	1:44.359	3.422	0.101	160.5
18	12	Car Collection Motorsport	DEU	Hash	USA	Alex Fontana	CHE	Porsche 911 GT3 R (992)	PROAM	18	14	12	1:45.008	4.071	0.649	159.5
19	108	Vimana by GetSpeed	DEU	Ameerh Naran	CHE	Tom Jackson	GBR	Mercedes AMG GT3 EVO	PROAM	19	10	8	1:48.407	7.470	3.399	154.5

Published at:.....

Track Temp: 12.1 °C Air Temp: 14.4 °C Humidity: 68 % Track Status: DRY

Race Director:	Alessandro Ferrari ACI DGA 392080	Timekeeper:	Luis Garcia JOB-2654-ESP/M
-----------------------	--------------------------------------	--------------------	-----------------------------------





Autodromo Int. do Algarve
International GT Open
Qualifying - 2 Driver - 2
Provisional Results by Category



Autodromo do Algarve 4.653 m.

AM																
Cls	Nº	Entrant/Team	Nat	Driver 1	Nat	Driver 2	Nat	Vehicle	Cat	Cls	Laps	Best	Time	Gap	Interval	Km/h
1	786	GetSpeed		Kiki Sak Nana		Adam Osieka		Mercedes AMG GT3 EVO	AM	1	14	11	1:41.793			164.5
2	5	Olimp Racing		Stanislaw Jedlinski		Krzysztof Korzeniowski		Ferrari 296 GT3	AM	2	12	9	1:41.852	0.059	0.059	164.4
3	8	Il Barone Rampante		Giuseppe Cipriani				Lamborghini Huracan GT3 EVO	AM	3	15	14	1:42.807	1.014	0.955	162.9
4	65	Team Motopark		Heiko Neumann		Timo Rumpfkeil		Mercedes AMG GT3 EVO	AM	4	15	14	1:43.042	1.249	0.235	162.5

Published at:.....

Track Temp: 12.1 °C Air Temp: 14.4 °C Humidity: 68 % Track Status: DRY

Race Director:

Alessandro Ferrari

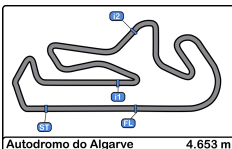
ACI DGA 392080

Timekeeper:

Luis Garcia

JOB-2654-ESP/M





Autodromo Int. do Algarve
International GT Open
Qualifying - 2 Driver - 2
Provisional Results by Class



International GT Open																
Cls	Nº	Entrant/Team	Nat	Driver 1	Nat	Driver 2	Nat	Vehicle	Cat	Cls	Laps	Best	Time	Gap	Interval	Km/h
1	20	SPS Automotive Performance	DEU	Dominik Baumann	DEU	Mikael Pitamber	ZAF	Mercedes AMG GT3 EVO	GT3	1	11	10	1:40.689			166.3
2	15	Car Collection Motorsport	DEU	Gustav Bergström	SWE	Nico Menzel	DEU	Porsche 911 GT3 R (992)	GT3	2	13	11	1:40.754	0.065	0.065	166.2
3	77	AlManar Racing by GetSpeed	OMN	Al Faisal Al Zubair	OMN	Mikaël Grenier	CAN	Mercedes AMG GT3 EVO	GT3	3	12	9	1:40.788	0.099	0.034	166.1
4	1	Eastalent Racing	GBR	Simon Reicher	GBR	Christopher Haase	DEU	Audi R8 LMS GT3 Evo II	GT3	4	12	9	1:40.835	0.146	0.047	166.1
5	66	Greystone GT	GBR	Stewart Proctor	GBR	Lewis Proctor	GBR	McLaren 720S GT3	GT3	5	16	9	1:40.937	0.248	0.102	165.9
6	17	Team Motopark	DEU	Diego Menchaca	MEX	Marcos Siebert	ARG	Mercedes AMG GT3 EVO	GT3	6	14	10	1:40.973	0.284	0.036	165.8
7	95	Team Motopark	DEU	Morten Strömsted	DNK	Thomas Ikin	GBR	Mercedes AMG GT3 EVO	GT3	7	14	9	1:41.236	0.547	0.263	165.4
8	51	Spirit of Race	CHE	Nicola Marinangeli	ITA	Vicent Abril	ITA	Ferrari 296 GT3	GT3	8	12	10	1:41.295	0.606	0.059	165.3
9	11	racing one	DEU	Ernst Kirchmayr	AUT	Luca Ludwig	DEU	Ferrari 296 GT3	GT3	9	9	6	1:41.319	0.630	0.024	165.3
10	63	Oregon Team	ITA	Rolf Ineichen	CHE	Leonardo Pulcini	ITA	Lamborghini Huracan GT3 EVO2	GT3	10	13	10	1:41.407	0.718	0.088	165.1
11	16	AF Corse	ITA	Marcelo Hahn	BRA	Allam Khodair	BRA	Ferrari 296 GT3	GT3	11	14	10	1:41.415	0.726	0.008	165.1
12	25	AF Corse	ITA	Alessandro Cozzi	ITA	Giorgio Sernagiotto	ITA	Ferrari 296 GT3	GT3	12	18	13	1:41.588	0.899	0.173	164.8
13	786	GetSpeed	DEU	Kiki Sak Nana	TUN	Adam Osieka	DEU	Mercedes AMG GT3 EVO	GT3	13	14	11	1:41.793	1.104	0.205	164.5
14	5	Olimp Racing	POL	Stanislaw Jedlinski	POL	Krystian Korzeniowski	POL	Ferrari 296 GT3	GT3	14	12	9	1:41.852	1.163	0.059	164.4
15	61	AF Corse	ITA	Jean-Claude Saada	USA	Conrad Grunewald	USA	Ferrari 296 GT3	GT3	15	18	13	1:41.887	1.198	0.035	164.4
16	9	GetSpeed	DEU	Anthony Bartone	USA	Fabian Schiller	DEU	Mercedes AMG GT3 EVO	GT3	16	13	12	1:41.912	1.223	0.025	164.3
17	27	Spirit of Race	CHE	Marco Pulcini	ITA	Eddie Cheever III	ITA	Ferrari 296 GT3	GT3	17	16	14	1:42.133	1.444	0.221	164.0
18	96	Team Motopark	DEU	Lukas Dunner	AUT	Charles Bateman	GBR	Mercedes AMG GT3 EVO	GT3	18	16	15	1:42.204	1.515	0.071	163.8
19	19	Oregon Team	ITA	Marzio Moretti	ITA	Artem Petrov	ISR	Lamborghini Huracan GT3 EVO2	GT3	19	12	9	1:42.239	1.550	0.035	163.8
20	23	Pellin Racing	ITA	Thor Haugen	USA	Paolo Ruberti	ITA	Ferrari 488 GT3 2020	GT3	20	11	9	1:42.252	1.563	0.013	163.8
21	10	Oregon Team	ITA	Alessio Deledda	ITA	Jordan Pepper	ZAF	Lamborghini Huracan GT3 EVO2	GT3	21	11	9	1:42.467	1.778	0.215	163.4
22	75	ISR Racing	CZE	Filip Salaquarda	CZE	Libor Milota	CZE	Audi R8 LMS GT3 Evo II	GT3	22	15	14	1:42.757	2.068	0.290	163.0
23	8	Il Barone Rampante	ITA	Giuseppe Cipriani	ITA		ITA	Lamborghini Huracan GT3 EVO	GT3	23	15	14	1:42.807	2.118	0.050	162.9
24	777	Olimp Racing	POL	Marcin Jedlinski	POL	Karol Basz	POL	Audi R8 LMS GT3 Evo II	GT3	24	13	8	1:42.911	2.222	0.104	162.7
25	7	Car Collection Motorsport	DEU	Bashar Mardini	CAN	Tijmen van der Helm	NLD	Porsche 911 GT3 R (992)	GT3	25	17	15	1:43.003	2.314	0.092	162.6
26	65	Team Motopark	DEU	Heiko Neumann	DEU	Timo Rumpfkeil	DEU	Mercedes AMG GT3 EVO	GT3	26	15	14	1:43.042	2.353	0.039	162.5
27	54	CBRX by SPS	DEU	Dexter Müller	CHE	Yannick Mettler	CHE	Mercedes AMG GT3 EVO	GT3	27	14	11	1:43.146	2.457	0.104	162.3
28	69	Scuderia Villorba Corse	ITA	Michael Blanchemain	FRA	Jim Pla	FRA	Mercedes AMG GT3 EVO	GT3	28	15	11	1:43.797	3.108	0.651	161.3
29	6	GetSpeed	DEU	Valentin Pierburg	DEU	Aaron Walker	GBR	Mercedes AMG GT3 EVO	GT3	29	14	7	1:43.827	3.138	0.030	161.3
30	55	AF Corse	ITA	Laurent De Meeus	BEL	Jamie Stanley	GBR	Ferrari 296 GT3	GT3	30	15	11	1:44.193	3.504	0.366	160.7
31	24	Greystone GT	GBR	Andrey Borodin	GBR	Oliver Webb	NLD	McLaren 720s GT3 Evo	GT3	31	14	11	1:44.258	3.569	0.065	160.6
32	88	Spirit of Race	CHE	Gino Forgiore	CHE	Michele Rugolo	ITA	Ferrari 296 GT3	GT3	32	15	12	1:44.359	3.670	0.101	160.5

Published at:.....

Track Temp: 12.1 °C Air Temp: 14.4 °C Humidity: 68 % Track Status: DRY

Race Director:


Alessandro Ferrari

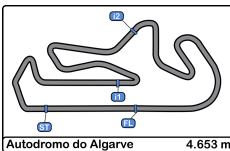
ACI DGA 392080

Timekeeper:

Luis Garcia

JOB-2654-ESP/M





Autodromo Int. do Algarve
 International GT Open
 Qualifying - 2 Driver - 2
 Provisional Results by Class



Autodromo do Algarve 4.653 m.

International GT Open																
Cls	Nº	Entrant/Team	Nat	Driver 1	Nat	Driver 2	Nat	Vehicle	Cat	Cls	Laps	Best	Time	Gap	Interval	Km/h
33	12	Car Collection Motorsport		Hash		Alex Fontana		Porsche 911 GT3 R (992)	GT3	33	14	12	1:45.008	4.319	0.649	159.5
34	108	Vimana by GetSpeed		Ameerh Naran		Tom Jackson		Mercedes AMG GT3 EVO	GT3	34	10	8	1:48.407	7.718	3.399	154.5

Published at:.....

Track Temp: 12.1 °C Air Temp: 14.4 °C Humidity: 68 % Track Status: DRY

Race Director:


Alessandro Ferrari

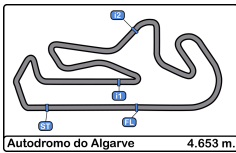
ACI DGA 392080

Timekeeper:

Luis Garcia

JOB-2654-ESP/M



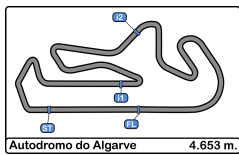


Autodromo Int. do Algarve
International GT Open
Qualifying - 2 Driver - 2
Lap Analysis



1							7										
Simon Reicher							Bashar Mardini										
Audi R8 LMS GT3 Evo II							Porsche 911 GT3 R (992)										
PRO Christopher Haase							PROAM Tijmen van der Helm										
Eastalent Racing							Car Collection Motorsport										
Lap	D	Time	Sector 1	Sector 2	Sector 3	T. Spd	Elapsed	Lap	D	Time	Sector 1	Sector 2	Sector 3	T. Spd	Elapsed		
1	2	9:02:13.074	P	9:00:48.087	34.502	50.485	9:02:13.074	1	1	9:02:16.386	P	9:00:49.484	35.300	51.602	9:02:16.386		
2	2	9:23.754		8:11.934		10:14.239	9:11:36.828	2	1	3:32.977	P	1:21.878	51.556	1:19.543	9:05:49.363		
3	2	1:41.501		31.981	31.348	38.172	267.9	9:13:18.329	3	1	4:13.565		3:00.340	33.329	39.896	9:10:02.928	
4	2	1:59.279		32.288	40.436	46.555	272.7	9:15:17.608	4	1	4:44.633	32.976	32.229	39.428	259.6	9:11:47.561	
5	2	1:41.087		31.853	31.086	38.148	266.0	9:16:58.695	5	1	4:47.724	34.334	32.915	40.475	263.4	9:13:35.285	
6	2	4:44.024		31.693	31.158	38.170	267.3	9:18:39.716	6	1	1:43.805	32.696	32.084	39.025	262.1	9:15:19.090	
7	2	1:47.069	P	31.816	31.039	44.214	266.0	9:20:26.785	7	1	1:43.791	32.554	32.119	39.118	262.1	9:17:02.881	
8	2	7:44.858		5:55.647	31.986	47.225		9:27:41.643	8	1	1:46.489	33.435	32.787	40.267	262.1	9:18:49.370	
9	2	1:40.835		31.709	30.964	38.162	266.6	9:29:22.478	9	1	1:52.092	P	32.848	31.961	47.283	260.2	9:20:41.462
10	2	1:52.145		32.093	33.915	46.137	269.3	9:31:14.623	10	1	2:32.861		1:18.916	34.530	39.415	9:23:14.323	
11	2	1:46.258		31.721		2:32.395	266.6	9:33:00.881	11	1	1:43.014	32.199	31.726	39.089	262.1	9:24:57.337	
12	2	1:51.577	P	31.739	31.277	48.561	267.3	9:34:52.458	12	1	1:43.282	32.399		2:22.371	261.5	9:26:40.619	
5							8										
Stanislav Jedlinski							Giuseppe Cipriani										
Ferrari 296 GT3							Lamborghini Huracan GT3 EVO										
AM Krystian Korzeniewski							AM Il Barone Rampante										
Olimp Racing																	
Lap	D	Time	Sector 1	Sector 2	Sector 3	T. Spd	Elapsed	Lap	D	Time	Sector 1	Sector 2	Sector 3	T. Spd	Elapsed		
1	2	9:02:29.193		9:01:08.998	36.010	44.185	9:02:29.193	1	1	9:02:22.844	P	9:00:55.394	35.487	51.963	9:02:22.844		
2	2	2:19.384	P	35.939	34.721	1:08.724	255.3	9:04:48.577	2		8:27.646		7:13.480	33.625	40.541	9:10:50.490	
3	2	11:50.593		10:32.836	34.340	43.417		9:16:39.170	3		1:44.468		33.118	32.148	39.202	262.7	9:12:34.958
4	2	1:42.354		32.283	31.819	38.252	264.0	9:18:21.524	4		4:47.264	34.132	32.933	40.199	258.9	9:14:22.222	
5	2	4:46.729		33.331	33.844	39.554	266.0	9:20:08.253	5		1:44.169	32.697	32.365	39.107	255.9	9:16:06.391	
6	2	1:42.218		32.138	31.687	38.393	263.4	9:21:50.471	6		1:43.460	32.468	31.960	39.032	263.4	9:17:49.851	
7	2	4:49.300	P	32.079	32.106	45.115	262.7	9:23:39.771	7		1:52.473	P	33.021	32.350	47.102	263.4	9:19:42.324
8	2	3:44.500		2:33.291	32.435	38.774		9:27:24.271	8		3:35.645		2:24.381	32.371	38.893		9:23:17.969
9	2	1:41.852		32.059	31.414	38.379	263.4	9:29:06.123	9		1:42.880		32.442	31.655	38.783	260.8	9:25:00.849
10	2	4:45.922		32.409	31.630	41.883	264.7	9:30:52.045	10		1:43.103		32.385	31.735	38.983	260.2	9:26:43.952
11	2	1:41.933		32.030	31.504	38.399	265.3	9:32:33.978	11		1:43.161		32.281	31.711	39.169	260.8	9:28:27.113
12	2	1:56.432	P	32.096	32.213	52.123	266.0	9:34:30.410	12		1:48.656		32.596	35.254	40.806	260.8	9:30:15.769
6							9										
Valentin Pierburg							Anthony Bartone										
Mercedes AMG GT3 EVO							Mercedes AMG GT3 EVO										
PROAM Aaron Walker							PRO Fabian Schiller										
GetSpeed																	
Lap	D	Time	Sector 1	Sector 2	Sector 3	T. Spd	Elapsed	Lap	D	Time	Sector 1	Sector 2	Sector 3	T. Spd	Elapsed		
1	1	9:02:10.466		9:00:54.267	34.408	41.791	9:02:10.466	1	1	9:02:26.988	P	9:00:59.602	36.640	50.746	9:02:26.988		
2	1	1:54.799	P	33.616	32.576	48.607	259.6	9:04:05.265	2	1	8:51.874		7:38.282	34.098	39.494	9:11:18.862	
3	1	7:43.650		6:24.886	34.512	44.252		9:11:48.915	3	1	1:43.001		32.353	31.892	38.756	262.1	9:13:01.863
4	1	1:51.841		34.640	34.364	42.837	262.1	9:13:40.756	4	1	1:42.972		32.156	32.070	38.746	263.4	9:14:44.835
5	1	1:45.065		32.747	31.691	40.627	261.5	9:15:25.821	5	1	1:43.625		32.507	31.947	39.171	262.7	9:16:28.460
6	1	1:44.980		33.510	32.285	39.185	258.3	9:17:10.801	6	1	1:45.769		33.411	33.502	38.856	263.4	9:18:14.229
7	1	1:43.827		32.493	32.042	39.292	260.8	9:18:54.628	7	1	4:42.699		32.248	31.766	38.685	263.4	9:19:56.928
8	1	4:43.588		32.525	32.009	39.054	260.2	9:20:38.216	8	1	1:55.762	P	32.996	33.591	49.175	262.7	9:21:52.690
9	1	1:53.420	P	34.415	32.467	46.538	258.9	9:22:31.636	9	1	5:37.612		4:27.007	32.221	38.384		9:27:30.302
10	1	5:03.963		3:46.327	35.988	41.648		9:27:35.599	10	1	1:43.896		32.515	32.848	38.533	264.7	9:29:14.198
11	1	4:43.442		32.317	31.803	38.992	263.4	9:29:18.711	11	1	1:41.930		31.896	31.498	38.536	264.7	9:30:56.128
12	1	4:49.154		34.421	34.421	40.309	262.7	9:31:07.862	12	1	1:41.912		31.945	31.590	38.377	266.0	9:32:38.040
13	1	1:46.105		32.546	32.811	40.748	262.1	9:32:53.967	13	1	1:50.982	P	32.133	31.376	47.473	264.7	9:34:29.022
14	1	4:57.736	P	32.944	34.710	50.082	260.2	9:34:51.703									



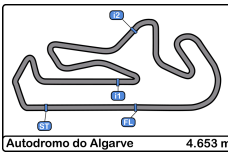


Autodromo Int. do Algarve
International GT Open
Qualifying - 2 Driver - 2
Lap Analysis



10 Alessio Deledda Lamborghini Huracan GT3 EVO2							15 Gustav Bergström Porsche 911 GT3 R (992)								
PRO Jordan Pepper Oregon Team							PRO Nico Menzel Car Collection Motorsport								
Lap	D	Time	Sector 1	Sector 2	Sector 3	T. Spd	Elapsed	Lap	D	Time	Sector 1	Sector 2	Sector 3	T. Spd	Elapsed
1	1	9:11:44.052	9:10:25.389		9:11:44.052		9:11:44.052	1	2	9:02:08.065	9:00:53.675	34.045	40.345		9:02:08.065
2	1	1:43.830	32.800	32.023	39.007	261.5	9:13:27.882	2	2	1:54.879 P	33.641	32.234	49.004	255.3	9:04:02.944
3	1	1:43.950	32.542		2:22.057	264.7	9:15:10.932	3	2	12:20.640	11:07.038	33.322	40.280		9:16:23.584
4	1	1:43.256	32.429		4:05.313	264.7	9:16:54.188	4	2	1:41.125	31.752	31.396	37.977	259.6	9:18:04.709
5	1	1:49.669 P	32.534		5:54.982	264.0	9:18:43.857	5	2	1:42.963	31.892	32.332	38.739	262.1	9:19:47.672
6	1	4:12.013	3:00.218	31.617	40.178		9:22:55.870	6	2	1:41.490	31.800	31.259	38.431	261.5	9:21:29.162
7	1	1:42.363	32.243	31.650	38.470	262.7	9:24:38.233	7	2	1:41.212	31.849	31.259	38.104	260.8	9:23:10.374
8	1	1:42.104	32.095		2:20.574	264.0	9:26:20.337	8	2	1:47.488 P	31.812	31.394	44.282	262.1	9:24:57.862
9	1	1:42.467	32.036		4:03.041	266.6	9:28:02.804	9	2	5:12.611	3:50.515	36.336	45.760		9:30:10.473
10	1	1:48.857	32.362	34.179	42.316	264.7	9:29:51.661	10	2	1:40.805	31.834	30.998	37.973	262.1	9:31:51.278
11	1	1:51.666 P	32.185		2:33.982	263.4	9:31:43.327	11	2	1:40.754	31.674	31.141	37.939	262.7	9:33:32.032
11 Ernst Kirchmayr Ferrari 296 GT3							12 2 1:40.794 31.675 31.213 37.906 262.1 9:35:12.826								
PROAM Luca Ludwig racing one							13 2 2:12.886 P 38.462 39.096 55.328 225.4 9:37:25.712								
Lap	D	Time	Sector 1	Sector 2	Sector 3	T. Spd	Elapsed	16 Marcelo Hahn Ferrari 296 GT3							
1	2	9:11:10.100	9:09:54.444	34.785	40.871		9:11:10.100	PROAM Allam Khodair AF Corse							
2	2	1:41.672	32.091		2:22.543	266.0	9:12:51.772	Lap	D	Time	Sector 1	Sector 2	Sector 3	T. Spd	Elapsed
3	2	1:41.622	31.838	31.474	38.310	267.9	9:14:33.394	1	2	9:03:43.015	9:02:29.364	34.128	39.523		9:03:43.015
4	2	1:58.999 P	35.878	33.422	49.099	269.3	9:16:31.793	2	2	3:04.107 P	41.004	1:01.071	1:22.032	250.5	9:06:47.122
5	2	9:47.433	8:29.327	37.635	40.471		9:26:19.226	3	2	3:45.925	2:32.314	33.816	39.795		9:10:33.047
6	2	1:41.319	31.858		2:21.790	266.6	9:28:00.545	4	2	1:49.659	33.288	32.310	44.061	261.5	9:12:22.706
7	2	1:41.467	31.700	31.229	38.538	267.9	9:29:42.012	5	2	1:52.918	32.421	32.165	48.332	263.4	9:14:15.624
8	2	1:58.181	39.367	37.661	41.153	213.0	9:31:40.193	6	2	1:42.148	32.116	31.564	38.468	264.0	9:15:57.772
9	2	1:58.084 P	31.864	31.376	54.844	266.6	9:33:38.277	7	2	2:00.737 P	32.064	36.401	52.272	264.7	9:17:58.509
12 Hash Porsche 911 GT3 R (992)							8 2 4:29.673 3:08.581 32.018 49.074 9:22:28.182								
PROAM Alex Fontana Car Collection Motorsport							9 2 1:41.458 32.069 31.368 38.021 262.1 9:24:09.640								
Lap	D	Time	Sector 1	Sector 2	Sector 3	T. Spd	Elapsed	10	2	1:41.415	31.880	31.264	38.271	264.0	9:25:51.055
1	1	9:02:46.104 P	9:01:18.381	35.932	51.791		9:02:46.104	11	2	1:54.455	37.348	33.167	43.940	266.0	9:27:45.510
2	1	7:11.664	5:54.962	35.062	41.640		9:09:57.768	12	2	1:43.263	32.005	32.200	39.058	264.0	9:29:28.773
3	1	1:48.724	34.027	33.638	41.059	262.7	9:11:46.492	13	2	1:51.492	32.062	31.457	47.973	263.4	9:31:20.265
4	1	1:50.022	34.063	33.903	42.056	262.7	9:13:36.514	14	2	1:49.724 P	32.040	31.909	45.775	262.7	9:33:09.989
5	1	1:49.118	34.040	33.729	41.349	262.1	9:15:25.632	17 Diego Menchaca Mercedes AMG GT3 EVO							
6	1	1:49.762	34.798	33.775	41.189	262.1	9:17:15.394	PRO Marcos Siebert Team Motopark							
7	1	1:47.753	33.714	33.327	40.712	262.7	9:19:03.147	Lap	D	Time	Sector 1	Sector 2	Sector 3	T. Spd	Elapsed
8	1	1:56.029 P	34.990	33.595	47.444	262.1	9:20:59.176	1	2	9:02:14.951 P	9:00:48.658	35.285	51.008		9:02:14.951
9	1	2:34.157	1:21.785	32.828	39.544		9:23:33.333	2	2	12:05.178	10:53.497	32.509	39.172		9:14:20.129
10	1	1:46.046	33.070	32.448	40.528	262.7	9:25:19.379	3	2	1:45.592	32.153	31.666	41.773	263.4	9:16:05.721
11	1	1:46.195	33.081	33.166	39.948	264.0	9:27:05.574	4	2	1:41.972	32.166	31.452	38.354	264.7	9:17:47.693
12	1	1:45.008	33.133	32.312	39.563	262.7	9:28:50.582	5	2	1:41.793	32.115	31.450	38.228	265.3	9:19:29.486
13	1	1:48.634	33.863	32.657	42.114	262.1	9:30:39.216	6	2	1:46.462	32.351	31.338	42.773	265.3	9:21:15.948
14	1	1:55.787 P	33.303	33.442	49.042	261.5	9:32:35.003	7	2	1:41.702	32.051	31.380	38.271	263.4	9:22:57.650
							8 2 1:48.986 P 32.362 32.398 44.226 266.0 9:24:46.636								
							9 2 3:21.327 2:08.341 33.282 39.704 9:28:07.963								
							10 2 1:40.973 31.811 31.185 37.977 264.7 9:29:48.936								
							11 2 1:41.076 31.890 31.195 37.991 264.7 9:31:30.012								
							12 2 1:49.769 31.788 32.386 45.595 266.0 9:33:19.781								
							13 2 1:41.323 31.876 31.272 38.175 264.7 9:35:01.104								
							14 2 2:14.778 P 39.012 38.844 56.922 238.9 9:37:15.882								





Autodromo Int. do Algarve
International GT Open
Qualifying - 2 Driver - 2
Lap Analysis



19 Marzio Moretti Lamborghini Huracan GT3 EVO2 **24** Andrey Borodin McLaren 720s GT3 Evo

PRO Artem Petrov							Oregon Team						PROAM Oliver Webb			Greystone GT		
Lap	D	Time	Sector 1	Sector 2	Sector 3	T. Spd	Elapsed	Lap	D	Time	Sector 1	Sector 2	Sector 3	T. Spd	Elapsed			
1	2	9:04:14.257 P	9:02:49.846	32.851	51.560		9:04:14.257	1	1	9:02:52.955	9:01:27.129	38.137	47.689		9:02:52.955			
2	2	6:49.208	5:33.451	33.894	41.863		9:11:03.465	2	1	2:50.293 P	38.814	50.166	1:21.313	247.7	9:05:43.248			
3	2	4:43.144	32.640	31.922	38.582	260.2	9:12:46.609	3	1	4:33.297	3:14.749	35.500	43.048		9:10:16.545			
4	2	1:44.238	32.443	32.743	39.052	264.0	9:14:30.847	4	1	1:51.206	34.702	35.127	41.377	262.1	9:12:07.751			
5	2	4:43.504	32.351	31.740	39.410	262.7	9:16:14.348	5	1	1:48.673	34.418	33.861	40.394	260.8	9:13:56.424			
6	2	4:51.084 P	34.141	32.746	44.197	262.1	9:18:05.432	6	1	1:56.082 P	33.249	33.028	49.805	264.7	9:15:52.506			
7	2	6:43.273	5:26.412	34.829	42.032		9:24:48.705	7	1	3:30.710	2:18.328	32.660	39.722		9:19:23.216			
8	2	4:42.437	32.246	31.453	38.438	261.5	9:26:30.842	8	1	4:45.803	32.701	33.088	40.014	264.7	9:21:09.019			
9	2	1:42.239	32.157	31.601	38.481	262.7	9:28:13.081	9	1	4:47.552	32.967	32.553	42.032	264.7	9:22:56.571			
10	2	4:52.500	32.840	33.847	45.903	264.0	9:30:05.671	10	1	1:46.053	33.027	32.399	40.627	265.3	9:24:42.624			
11	2	4:42.798	32.329	31.682	38.787	262.7	9:31:48.469	11	1	1:44.258	32.525	32.166	39.567	265.3	9:26:26.882			
12	2	1:53.427 P	32.257	31.723	49.447	264.0	9:33:41.896	12	1	4:44.737	32.653	32.411	39.673	265.3	9:28:11.619			

20 Dominik Baumann Mercedes AMG GT3 EVO

PRO Mikael Pitamber SPS Automotive Performance

Lap	D	Time	Sector 1	Sector 2	Sector 3	T. Spd	Elapsed
1	1	9:02:09.534	9:00:56.065	34.258	39.211		9:02:09.534
2	1	1:54.204 P	33.120	32.289	48.795	262.1	9:04:03.738
3	1	6:57.472	5:43.292	33.698	40.482		9:11:01.210
4	1	4:42.662	32.484	31.363	38.815	264.7	9:12:43.872
5	1	1:41.762	32.261	31.328	38.173	264.7	9:14:25.634
6	1	1:45.587	31.929	31.785	41.873	267.9	9:16:11.221
7	1	1:41.630	32.028	31.323	38.279	265.3	9:17:52.851
8	1	1:50.127 P	32.099	31.957	46.071	266.0	9:19:42.978
9	1	6:22.795	5:08.755	32.652	41.388		9:26:05.773
10	1	1:40.689	31.619	31.184	37.886	264.7	9:27:46.462
11	1	1:54.184 P	32.598	31.908	49.678	267.9	9:29:40.646

23 Thor Haugen Ferrari 488 GT3 2020

PROAM Paolo Ruberti Pellin Racing

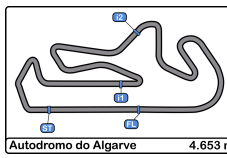
Lap	D	Time	Sector 1	Sector 2	Sector 3	T. Spd	Elapsed
1	2	9:06:26.337 P	9:04:09.698	59.206	1:17.433		9:06:26.337
2	2	3:26.888	2:14.661	33.315	38.912		9:09:53.225
3	2	1:44.105	32.900	32.277	38.928	262.7	9:11:37.330
4	2	4:42.772	32.400	31.797	38.575	265.3	9:13:20.102
5	2	4:42.808	32.175	31.835	38.798	266.6	9:15:02.910
6	2	4:53.965 P	32.314	33.863	47.788	264.0	9:16:56.875
7	2	5:10.744	4:01.035	31.481	38.228		9:22:07.619
8	2	1:42.334	32.011	31.571	38.752	264.0	9:23:49.953
9	2	1:42.252	32.160	31.669	38.423	264.0	9:25:32.205
10	2	4:42.384	32.177	31.596	38.611	265.3	9:27:14.589
11	2	1:53.526 P	32.186	31.681	49.659	264.0	9:29:08.115

25 Alessandro Cozzi Ferrari 296 GT3

PROAM Giorgio Sernaggiotto AF Corse

Lap	D	Time	Sector 1	Sector 2	Sector 3	T. Spd	Elapsed
1	2	9:03:24.570	9:02:11.375	33.657	39.538		9:03:24.570
2	2	3:05.025 P	46.535	59.337	1:19.153	262.7	9:06:29.595
3	2	3:35.615	2:20.093	34.187	41.335		9:10:05.210
4	2	4:42.532	32.709	31.371	38.452	263.4	9:11:47.742
5	2	1:55.161	35.155	37.247	42.759	267.3	9:13:42.903
6	2	1:42.916	32.193	31.448	39.275	265.3	9:15:25.819
7	2	4:48.374	32.868	35.031	40.475	264.0	9:17:14.193
8	2	1:42.185	32.235	31.543	38.407	264.0	9:18:56.378
9	2	4:42.442	32.098	31.308	38.706	265.3	9:20:38.490
10	2	1:51.491 P	32.928	31.775	46.788	266.0	9:22:29.981
11	2	2:47.583	1:30.310	32.422	44.851		9:25:17.564
12	2	4:41.257	32.035	31.012	38.210	264.0	9:26:58.821
13	2	1:41.588	31.896	31.210	38.482	264.0	9:28:40.409
14	2	1:55.036	34.823	33.088	47.125	264.7	9:30:35.445
15	2	4:50.387	33.738	36.324	40.325	265.3	9:32:25.832
16	2	1:42.562	32.093	31.441	39.028	264.0	9:34:08.394
17	2	1:41.839	32.133	31.304	38.402	264.0	9:35:50.233
18	2	2:09.329 P	36.692	37.479	55.158	259.6	9:37:59.562





Autodromo Int. do Algarve
International GT Open
Qualifying - 2 Driver - 2
Lap Analysis

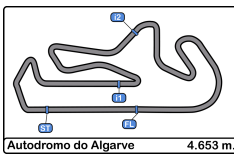


Table for driver Heiko Neumann (65) and Filip Salaquarda (75) showing lap times and sector data.

Table for driver Stewart Proctor (66) and Al Faisal Al Zubair (77) showing lap times and sector data.

Table for driver Michael Blanchemain (69) and Gino Forgione (88) showing lap times and sector data.





Autodromo Int. do Algarve
International GT Open
Qualifying - 2 Driver - 2
Lap Analysis



95 Morten Strömsted Mercedes AMG GT3 EVO **777** Marcin Jedlinski Audi R8 LMS GT3 Evo II
 PROAM Thomas Ikin Team Motopark PROAM Karol Basz Olimp Racing

Lap	D	Time	Sector 1	Sector 2	Sector 3	T. Spd	Elapsed	Lap	D	Time	Sector 1	Sector 2	Sector 3	T. Spd	Elapsed
1	2	9:05:02.106 P	9:03:09.935	37.636	1:14.535		9:05:02.106	1	1	9:12:59.624	9:11:42.721	35.572	41.331		9:12:59.624
2	2	5:41.800	4:24.777	34.121	42.902		9:10:43.906	2	1	4:47.220	33.171	32.883	41.166	261.5	9:14:46.844
3	2	4:42.503	32.349	31.785	38.369	261.5	9:12:26.409	3	1	4:44.990	33.062	32.393	39.535	266.6	9:16:31.834
4	2	4:42.321	32.215	31.629	38.477	263.4	9:14:08.730	4	1	4:47.463	33.321	34.044	40.098	267.9	9:18:19.297
5	2	4:43.748	32.148	32.420	39.180	263.4	9:15:52.478	5	1	1:44.158	32.740	32.132	39.286	265.3	9:20:03.455
6	2	4:42.441	32.211	31.720	38.510	260.8	9:17:34.919	6	1	1:51.711 P	32.465	32.325	46.921	266.0	9:21:55.166
7	2	1:50.328 P	32.871	31.804	45.653	260.8	9:19:25.247	7	1	3:34.692	2:19.564	32.049	43.079		9:25:29.858
8	2	4:21.641	3:07.016	32.027	42.598		9:23:46.888	8	1	1:42.911	32.105	31.734	39.072	267.9	9:27:12.769
9	2	1:41.236	31.823	31.337	38.076	261.5	9:25:28.124	9	1	4:43.589	32.308	31.814	39.467	268.6	9:28:56.358
10	2	4:43.243	31.900	31.510	39.833	262.7	9:27:11.367	10	1	1:45.039	32.390	31.997	40.652	267.3	9:30:41.397
11	2	4:42.084	32.136	31.513	38.435	262.7	9:28:53.451	11	1	1:48.110	32.516	32.680	42.914	267.9	9:32:29.507
12	2	1:53.835	36.583	38.181	39.071	262.7	9:30:47.286	12	1	1:43.649	32.365	32.171	39.113	266.6	9:34:13.156
13	2	4:45.583	32.298	33.089	40.196	262.1	9:32:32.869	13	1	1:53.958 P	32.260	31.932	49.766	266.0	9:36:07.114
14	2	4:50.560 P	31.905	31.521	47.134	262.1	9:34:23.429								

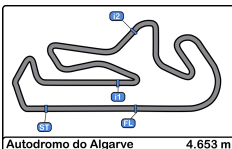
96 Lukas Dunner Mercedes AMG GT3 EVO **786** Kiki Sak Nana Mercedes AMG GT3 EVO
 PRO Charles Bateman Team Motopark AM Adam Osieka GetSpeed

Lap	D	Time	Sector 1	Sector 2	Sector 3	T. Spd	Elapsed	Lap	D	Time	Sector 1	Sector 2	Sector 3	T. Spd	Elapsed
1	2	9:05:44.777 P	9:03:33.340	50.522	1:20.915		9:05:44.777	1	2	9:02:00.373	9:00:42.396	34.910	43.067		9:02:00.373
2	2	5:04.483	3:47.465	33.062	43.956		9:10:49.260	2	2	2:44.369 P	36.023	36.243	59.103	254.1	9:04:11.742
3	2	1:43.082	32.661	31.828	38.593	260.8	9:12:32.342	3	2	5:59.765	4:40.089	38.878	40.798		9:10:11.507
4	2	1:51.740	33.471	34.721	43.548	262.7	9:14:24.082	4	2	4:43.608	32.694	32.096	38.818	261.5	9:11:55.115
5	2	4:47.956	32.330	32.245	43.281	262.7	9:16:11.938	5	2	4:59.968	33.731	35.848	50.389	262.7	9:13:55.083
6	2	1:42.699	32.282	31.928	38.489	263.4	9:17:54.637	6	2	4:43.164	32.515	31.914	38.735	262.1	9:15:38.247
7	2	4:42.646	32.339	31.663	38.644	263.4	9:19:37.283	7	2	1:42.860	32.401	31.598	38.861	263.4	9:17:21.107
8	2	1:52.818 P	32.283	31.795	48.740	261.5	9:21:30.101	8	2	1:42.548	32.259	31.589	38.700	264.0	9:19:03.655
9	2	2:56.988	1:44.607	33.268	39.113		9:24:27.089	9	2	1:52.134 P	33.670	33.077	45.387	264.7	9:20:55.789
10	2	4:44.966	32.427	33.530	39.009	261.5	9:26:12.055	10	2	4:25.427	3:01.069	36.814	47.544		9:25:21.216
11	2	1:46.613	32.166	31.887	42.560	262.7	9:27:58.668	11	2	1:41.793	32.084	31.357	38.352	262.7	9:27:03.009
12	2	1:42.893	32.251	31.388	39.254	262.1	9:29:41.561	12	2	4:41.946	31.953	31.393	38.600	264.7	9:28:44.955
13	2	4:50.433	34.636	34.963	40.834	264.0	9:31:31.994	13	2	4:47.499	32.089	31.710	43.700	264.0	9:30:32.454
14	2	4:42.887	31.987	32.146	38.754	262.7	9:33:14.881	14	2	1:49.557 P	32.130	31.434	45.993	262.7	9:32:22.011
15	2	1:42.204	32.110	31.441	38.653	260.8	9:34:57.085								
16	2	2:13.900 P	35.752	39.579	58.569	261.5	9:37:10.985								

108 Ameerh Naran Mercedes AMG GT3 EVO
 PROAM Tom Jackson Vimana by GetSpeed

Lap	D	Time	Sector 1	Sector 2	Sector 3	T. Spd	Elapsed
1	1	9:10:14.735	9:08:54.011	36.652	44.072		9:10:14.735
2	1	2:06.366 P	35.888	37.135	53.343	247.1	9:12:21.101
3	1	4:09.434	2:10.993	32.975	1:25.463		9:16:30.532
4	1	4:50.003	34.231	34.009	41.763	257.1	9:18:20.535
5	1	4:49.842	33.956	34.523	41.333	260.2	9:20:10.347
6	1	1:50.854	34.881	34.707	41.266	259.6	9:22:01.201
7	1	1:49.019	33.917	33.716	41.386	258.3	9:23:50.220
8	1	1:48.407	33.885	33.456	41.066	261.5	9:25:38.627
9	1	1:51.430	34.042	35.549	41.839	258.9	9:27:30.057
10	1	2:05.651 P	34.682	35.741	55.228	257.7	9:29:35.708



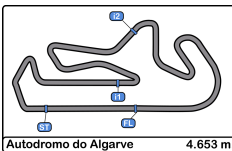


Autodromo Int. do Algarve
International GT Open
Qualifying - 2 Driver - 2
Best Sectors Results



Sector - 1			Sector - 2			Sector - 3			Ideal Lap vs Best Lap		
Clas	Nº Driver	Time	Nº Driver	Time	Nº Driver	Time	Clas	Nº Driver	Ideal Lap	Best Lap	Clas
1	20 Dominik Baumann	31.619	1 Christopher Haase	30.964	20 Dominik Baumann	37.886	1	15 Nico Menzel	1:40.578	1:40.754	2
2	77 Mikaël Grenier	31.668	77 Mikaël Grenier	30.965	15 Nico Menzel	37.906	2	20 Dominik Baumann	1:40.689	1:40.689	1
3	15 Nico Menzel	31.674	15 Nico Menzel	30.998	66 Lewis Proctor	37.944	3	77 Mikaël Grenier	1:40.719	1:40.788	3
4	51 Vicent Abril	31.688	63 Leonardo Pulcini	31.011	17 Marcos Siebert	37.977	4	1 Christopher Haase	1:40.805	1:40.835	4
5	1 Christopher Haase	31.693	25 Giorgio Sernagiotto	31.012	16 Allam Khodair	38.021	5	66 Lewis Proctor	1:40.870	1:40.937	5
6	11 Luca Ludwig	31.700	66 Lewis Proctor	31.174	95 Thomas Ikin	38.076	6	17 Marcos Siebert	1:40.950	1:40.973	6
7	66 Lewis Proctor	31.752	20 Dominik Baumann	31.184	77 Mikaël Grenier	38.086	7	63 Leonardo Pulcini	1:40.990	1:41.407	10
8	17 Marcos Siebert	31.788	17 Marcos Siebert	31.185	51 Vicent Abril	38.095	8	51 Vicent Abril	1:41.003	1:41.295	8
9	95 Thomas Ikin	31.823	51 Vicent Abril	31.220	63 Leonardo Pulcini	38.128	9	25 Giorgio Sernagiotto	1:41.118	1:41.588	12
10	63 Leonardo Pulcini	31.851	11 Luca Ludwig	31.229	1 Christopher Haase	38.148	10	16 Allam Khodair	1:41.165	1:41.415	11
11	16 Allam Khodair	31.880	16 Allam Khodair	31.264	25 Giorgio Sernagiotto	38.210	11	95 Thomas Ikin	1:41.236	1:41.236	7
12	25 Giorgio Sernagiotto	31.896	95 Thomas Ikin	31.337	23 Paolo Ruberti	38.228	12	11 Luca Ludwig	1:41.239	1:41.319	9
13	9 Anthony Bartone	31.896	786 Adam Osieka	31.357	5 Krystian Korzeniowski	38.252	13	9 Anthony Bartone	1:41.649	1:41.912	16
14	786 Adam Osieka	31.953	9 Anthony Bartone	31.376	11 Luca Ludwig	38.310	14	786 Adam Osieka	1:41.662	1:41.793	13
15	27 Marco Pulcini	31.974	61 Conrad Grunewald	31.379	786 Adam Osieka	38.352	15	5 Krystian Korzeniowski	1:41.696	1:41.852	14
16	61 Conrad Grunewald	31.979	96 Charles Bateman	31.388	9 Anthony Bartone	38.377	16	23 Paolo Ruberti	1:41.720	1:42.252	20
17	96 Charles Bateman	31.987	5 Krystian Korzeniowski	31.414	27 Marco Pulcini	38.410	17	61 Conrad Grunewald	1:41.851	1:41.887	15
18	23 Paolo Ruberti	32.011	19 Artem Petrov	31.453	19 Artem Petrov	38.438	18	96 Charles Bateman	1:41.864	1:42.204	18
19	5 Krystian Korzeniowski	32.030	23 Paolo Ruberti	31.481	10 Alessio Deledda	38.470	19	27 Marco Pulcini	1:42.048	1:42.133	17
20	10 Alessio Deledda	32.036	75 Libor Milota	31.497	96 Charles Bateman	38.489	20	19 Artem Petrov	1:42.048	1:42.239	19
21	777 Marcin Jedlinski	32.105	8 Giuseppe Cipriani	31.510	61 Conrad Grunewald	38.493	21	10 Alessio Deledda	1:42.123	1:42.467	21
22	8 Giuseppe Cipriani	32.113	65 Heiko Neumann	31.513	75 Libor Milota	38.783	22	8 Giuseppe Cipriani	1:42.406	1:42.807	23
23	75 Libor Milota	32.133	10 Alessio Deledda	31.617	8 Giuseppe Cipriani	38.783	23	75 Libor Milota	1:42.413	1:42.757	22
24	7 Bashar Mardini	32.148	27 Marco Pulcini	31.664	54 Dexter Müller	38.852	24	65 Heiko Neumann	1:42.580	1:43.042	26
25	19 Artem Petrov	32.157	6 Valentin Pierburg	31.691	65 Heiko Neumann	38.880	25	7 Bashar Mardini	1:42.858	1:43.003	25
26	65 Heiko Neumann	32.187	7 Bashar Mardini	31.726	7 Bashar Mardini	38.984	26	777 Marcin Jedlinski	1:42.911	1:42.911	24
27	6 Valentin Pierburg	32.317	54 Dexter Müller	31.731	6 Valentin Pierburg	38.992	27	6 Valentin Pierburg	1:43.000	1:43.827	29
28	55 Laurent De Meeus	32.363	777 Marcin Jedlinski	31.734	69 Michael Blanchemain	39.051	28	54 Dexter Müller	1:43.146	1:43.146	27
29	24 Andrey Borodin	32.525	69 Michael Blanchemain	31.913	777 Marcin Jedlinski	39.072	29	69 Michael Blanchemain	1:43.647	1:43.797	28
30	88 Gino Forgione	32.559	88 Gino Forgione	32.035	55 Laurent De Meeus	39.448	30	55 Laurent De Meeus	1:43.946	1:44.193	30
31	54 Dexter Müller	32.563	55 Laurent De Meeus	32.135	12 Hash	39.544	31	88 Gino Forgione	1:44.203	1:44.359	32
32	69 Michael Blanchemain	32.683	24 Andrey Borodin	32.166	24 Andrey Borodin	39.567	32	24 Andrey Borodin	1:44.258	1:44.258	31
33	12 Hash	33.070	12 Hash	32.312	88 Gino Forgione	39.609	33	12 Hash	1:44.926	1:45.008	33
34	108 Ameerh Naran	33.885	108 Ameerh Naran	32.975	108 Ameerh Naran	41.066	34	108 Ameerh Naran	1:47.926	1:48.407	34



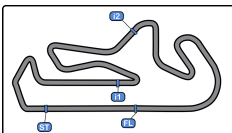


Autodromo Int. do Algarve
International GT Open
Qualifying - 2 Driver - 2
Best 5 Top Speeds



Cl	N°	Entrant/Team	Nat	Driver 1	Nat	Driver 2	Nat	Vehicle	Cat	Cl	Top 1		Top 2		Top 3		Top 4		Top 5		Avg
											Km/h	Lap	Km/h	Lap	Km/h	Lap	Km/h	Lap	Km/h	Lap	
1	1	Eastalent Racing	AUT	Simon Reicher	AUT	Christopher Haase	DEU	Audi R8 LMS GT3 Evo II	PRO	1	272.7	4	269.3	10	267.9	3	267.3	6	267.3	12	268.9
2	11	racing one	DEU	Ernst Kirchmayr	DEU	Luca Ludwig	DEU	Ferrari 296 GT3	PROAM	1	269.3	4	267.9	3	267.9	7	266.6	6	266.6	9	267.7
3	66	Greystone GT	GBR	Stewart Proctor	GBR	Lewis Proctor	GBR	McLaren 720S GT3	PROAM	2	268.6	15	267.3	6	267.3	13	267.3	14	266.6	10	267.4
4	777	Olimp Racing	POL	Marcin Jedliński	POL	Karol Basz	POL	Audi R8 LMS GT3 Evo II	PROAM	3	268.6	9	267.9	4	267.9	8	267.9	11	267.3	10	267.9
5	20	SPS Automotive Performance	DEU	Dominik Baumann	AUT	Mikaeel Pitamber	ZAF	Mercedes AMG GT3 EVO	PRO	2	267.9	6	267.9	11	266.0	8	265.3	7	264.7	4	266.4
6	24	Greystone GT	GBR	Andrey Borodin	IND	Oliver Webb	GBR	McLaren 720s GT3 Evo	PROAM	4	267.3	14	266.6	13	265.3	10	265.3	11	265.3	12	266.0
7	25	AF Corse	ITA	Alessandro Cozzi	ITA	Giorgio Sernagiotto	ITA	Ferrari 296 GT3	PROAM	5	267.3	5	266.0	10	265.3	6	265.3	9	265.3	15	265.8
8	63	Oregon Team	ITA	Rolf Ineichen	CHE	Leonardo Pulcini	ITA	Lamborghini Huracan GT3 EVO2	PRO	3	267.3	8	266.6	5	266.0	11	265.3	9	265.3	13	266.1
9	10	Oregon Team	ITA	Alessio Deledda	ITA	Jordan Pepper	ZAF	Lamborghini Huracan GT3 EVO2	PRO	4	266.6	9	264.7	3	264.7	4	264.7	10	264.0	5	264.9
10	23	Pellin Racing	ITA	Thor Haugen	USA	Paolo Ruberti	ITA	Ferrari 488 GT3 2020	PROAM	6	266.6	5	265.3	4	265.3	10	264.0	6	264.0	8	265.0
11	51	Spirit of Race	CHE	Nicola Marinangeli	ITA	Vicent Abril	FRA	Ferrari 296 GT3	PRO	5	266.6	11	266.0	6	265.3	5	265.3	8	264.7	4	265.6
12	75	ISR Racing	CZE	Filip Salaquarda	CZE	Libor Milota	CZE	Audi R8 LMS GT3 Evo II	PROAM	7	266.6	11	266.6	13	265.3	14	264.7	4	264.7	6	265.6
13	77	AlManar Racing by GetSpeed	OMN	Al Faisal Al Zubair	OMN	Mikaël Grenier	CAN	Mercedes AMG GT3 EVO	PRO	6	266.6	11	266.0	7	266.0	12	265.3	5	265.3	6	265.8
14	88	Spirit of Race	CHE	Gino Forgione	CHE	Michele Rugolo	ITA	Ferrari 296 GT3	PROAM	8	266.6	10	265.3	12	264.7	13	264.0	14	263.4	15	264.8
15	5	Olimp Racing	POL	Stanislaw Jedliński	POL	Krystian Korzeniowski	POL	Ferrari 296 GT3	AM	1	266.0	5	266.0	12	265.3	11	264.7	10	264.0	4	265.2
16	9	GetSpeed	DEU	Anthony Bartone	USA	Fabian Schiller	DEU	Mercedes AMG GT3 EVO	PRO	7	266.0	12	264.7	10	264.7	11	264.7	13	263.4	4	264.7
17	16	AF Corse	ITA	Marcelo Hahn	BRA	Allam Khodair	BRA	Ferrari 296 GT3	PROAM	9	266.0	11	264.7	7	264.0	6	264.0	10	264.0	12	264.5
18	17	Team Motopark	DEU	Diego Menchaca	MEX	Marcos Siebert	ARG	Mercedes AMG GT3 EVO	PRO	8	266.0	8	266.0	12	265.3	5	265.3	6	264.7	4	265.4
19	61	AF Corse	ITA	Jean-Claude Saada	USA	Conrad Grunewald	USA	Ferrari 296 GT3	PROAM	10	266.0	5	265.3	12	265.3	14	264.7	6	264.7	8	265.2
20	786	GetSpeed	DEU	Kiki Sak Nana	THA	Adam Osieka	DEU	Mercedes AMG GT3 EVO	AM	2	264.7	9	264.7	12	264.0	8	264.0	13	263.4	7	264.1
21	12	Car Collection Motorsport	DEU	Hash	USA	Alex Fontana	CHE	Porsche 911 GT3 R (992)	PROAM	11	264.0	11	262.7	3	262.7	4	262.7	7	262.7	10	263.0
22	19	Oregon Team	ITA	Marzio Moretti	ITA	Artem Petrov	ISR	Lamborghini Huracan GT3 EVO2	PRO	9	264.0	4	264.0	10	264.0	12	262.7	5	262.7	9	263.5
23	55	AF Corse	ITA	Laurent De Meeus	BEL	Jamie Stanley	GBR	Ferrari 296 GT3	PROAM	12	264.0	14	263.4	7	263.4	11	263.4	13	262.7	5	263.4
24	65	Team Motopark	DEU	Heiko Neumann	DEU	Timo Rumpfkeil	DEU	Mercedes AMG GT3 EVO	AM	3	264.0	5	263.4	10	263.4	11	262.7	6	262.7	13	263.2
25	96	Team Motopark	DEU	Lukas Dunner	AUT	Charles Bateman	GBR	Mercedes AMG GT3 EVO	PRO	10	264.0	13	263.4	6	263.4	7	262.7	4	262.7	5	263.2
26	6	GetSpeed	DEU	Valentin Pierburg	DEU	Aaron Walker	GBR	Mercedes AMG GT3 EVO	PROAM	13	263.4	11	262.7	12	262.1	4	262.1	13	261.5	5	262.3
27	7	Car Collection Motorsport	DEU	Bashar Mardini	CAN	Tijmen van der Helm	NLD	Porsche 911 GT3 R (992)	PROAM	14	263.4	5	262.1	6	262.1	7	262.1	8	262.1	11	262.3
28	8	Il Barone Rampante	ITA	Giuseppe Cipriani	ITA		ITA	Lamborghini Huracan GT3 EVO	AM	4	263.4	6	263.4	7	262.7	3	261.5	14	260.8	9	262.3
29	95	Team Motopark	DEU	Morten Strömsted	DNK	Thomas Ikin	GBR	Mercedes AMG GT3 EVO	PROAM	15	263.4	4	263.4	5	262.7	10	262.7	11	262.7	12	263.0
30	15	Car Collection Motorsport	DEU	Gustav Bergström	SWE	Nico Menzel	DEU	Porsche 911 GT3 R (992)	PRO	11	262.7	11	262.1	5	262.1	8	262.1	10	262.1	12	262.2
31	27	Spirit of Race	CHE	Marco Pulcini	ITA	Eddie Cheever III	ITA	Ferrari 296 GT3	PROAM	16	262.1	6	262.1	7	262.1	9	262.1	12	262.1	14	262.1
32	54	CBRX by SPS	DEU	Dexter Müller	CHE	Yannick Mettler	CHE	Mercedes AMG GT3 EVO	PROAM	17	262.1	9	262.1	12	262.1	13	262.1	14	261.5	5	262.0
33	108	Vimana by GetSpeed	DEU	Ameerh Naran	ZWE	Tom Jackson	GBR	Mercedes AMG GT3 EVO	PROAM	18	261.5	8	260.2	5	259.6	6	258.9	9	258.3	7	259.7
34	69	Scuderia Villorba Corse	ITA	Michael Blanchemain	FRA	Jim Pla	FRA	Mercedes AMG GT3 EVO	PROAM	19	260.2	15	259.6	11	259.6	12	259.6	13	258.9	8	259.6





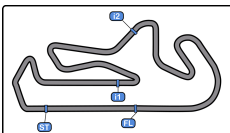
Autodromo Int. do Algarve
International GT Open
Qualifying - 2 Driver - 2
Fastest Laps Sequence

Autodromo do Algarve 4.653 m.



Lap	Time of Day	Session Time	Nº Entrant/Team	Nat	Driver 1	Nat	Driver 2	Nat	Vehicle	Cat	Time	Km/h
3	9:09:51.181	9:51.181	61 AF Corse	ITA	Jean-Claude Saada	USA	Conrad Grunewald	USA	Ferrari 296 GT3	PROAM	5:41.605	49.0
2	9:09:53.225	9:53.225	23 Pellin Racing	ITA	Thor Haugen	USA	Paolo Ruberti	ITA	Ferrari 488 GT3 2020	PROAM	3:26.888	80.9
4	9:11:34.990	11:34.990	61 AF Corse	ITA	Jean-Claude Saada	USA	Conrad Grunewald	USA	Ferrari 296 GT3	PROAM	1:43.809	161.3
3	9:12:32.342	12:32.342	96 Team Motopark	DEU	Lukas Dunner	AUT	Charles Bateman	GBR	Mercedes AMG GT3 EVO	PRO	1:43.082	162.4
2	9:12:51.772	12:51.772	11 racing one	DEU	Ernst Kirchmayr	AUT	Luca Ludwig	DEU	Ferrari 296 GT3	PROAM	1:41.672	164.7
3	9:13:09.460	13:09.460	77 AlManar Racing by GetSpeed	QAN	Al Faisal Al Zubair	QAN	Mikaël Grenier	CAN	Mercedes AMG GT3 EVO	PRO	1:41.606	164.8
3	9:13:18.329	13:18.329	1 Eastalent Racing	AUT	Simon Reicher	AUT	Christopher Haase	DEU	Audi R8 LMS GT3 Evo II	PRO	1:41.501	165.0
4	9:14:50.670	14:50.670	77 AlManar Racing by GetSpeed	QAN	Al Faisal Al Zubair	QAN	Mikaël Grenier	CAN	Mercedes AMG GT3 EVO	PRO	1:41.210	165.5
5	9:16:58.695	16:58.695	1 Eastalent Racing	AUT	Simon Reicher	AUT	Christopher Haase	DEU	Audi R8 LMS GT3 Evo II	PRO	1:41.087	165.7
9	9:21:30.495	21:30.495	66 Greystone GT	GBR	Stewart Proctor	GBR	Lewis Proctor	GBR	McLaren 720S GT3	PROAM	1:40.937	165.9
10	9:27:46.462	27:46.462	20 SPS Automotive Performance	GBR	Dominik Baumann	GBR	Mikaeel Pitamber	ZAF	Mercedes AMG GT3 EVO	PRO	1:40.689	166.3





Autodromo Int. do Algarve
International GT Open
Qualifying - 2 Driver - 2
Event Best Maximum Speed



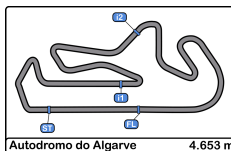
Autodromo do Algarve 4.653 m.

Nº	Entrant/Team	Nat	Driver 1	Nat	Driver 2	Nat	Vehicle	Cat	Km/h	Session
1	Eastalent Racing	AUT	Simon Reicher	AUT	Christopher Haase	DEU	Audi R8 LMS GT3 Evo II	PRO	272.7	Qualifying - 2 Driver - 2
11	racing one	DEU	Ernst Kirchmayr	AUT	Luca Ludwig	DEU	Ferrari 296 GT3	PROAM	269.3	Qualifying - 2 Driver - 2
777	Olimp Racing	POL	Marcin Jedlinski	POL	Karol Basz	POL	Audi R8 LMS GT3 Evo II	PROAM	268.6	Free Practice - 2
66	Greystone GT	GBR	Stewart Proctor	GBR	Lewis Proctor	GBR	McLaren 720S GT3	PROAM	268.6	Qualifying - 2 Driver - 2
20	SPS Automotive Performance	DEU	Dominik Baumann	AUT	Mikaeel Pitamber	ZAF	Mercedes AMG GT3 EVO	PRO	267.9	Qualifying - 2 Driver - 2
25	AF Corse	ITA	Alessandro Cozzi	ITA	Giorgio Sernagiotto	ITA	Ferrari 296 GT3	PROAM	267.3	Qualifying - 2 Driver - 2
63	Oregon Team	ITA	Rolf Ineichen	CHE	Leonardo Pulcini	ITA	Lamborghini Huracan GT3 EVO2	PRO	267.3	Qualifying - 2 Driver - 2
24	Greystone GT	GBR	Andrey Borodin	IND	Oliver Webb	GBR	McLaren 720s GT3 Evo	PROAM	267.3	Qualifying - 2 Driver - 2
5	Olimp Racing	POL	Stanislaw Jedlinski	POL	Krystian Korzeniowski	POL	Ferrari 296 GT3	AM	266.6	Free Practice - 3
23	Pellin Racing	ITA	Thor Haugen	USA	Paolo Ruberti	ITA	Ferrari 488 GT3 2020	PROAM	266.6	Qualifying - 2 Driver - 2
88	Spirit of Race	CHE	Gino Forgione	CHE	Michele Rugolo	ITA	Ferrari 296 GT3	PROAM	266.6	Qualifying - 2 Driver - 2
10	Oregon Team	ITA	Alessio Deledda	ITA	Jordan Pepper	ZAF	Lamborghini Huracan GT3 EVO2	PRO	266.6	Qualifying - 2 Driver - 2
51	Spirit of Race	CHE	Nicola Marinangeli	ITA	Vicent Abril	FRA	Ferrari 296 GT3	PRO	266.6	Qualifying - 2 Driver - 2
75	ISR Racing	CZE	Filip Salaquarda	CZE	Libor Milota	CZE	Audi R8 LMS GT3 Evo II	PROAM	266.6	Qualifying - 2 Driver - 2
77	AlManar Racing by GetSpeed	CAN	Al Faisal Al Zubair	CAN	Mikael Grenier	CAN	Mercedes AMG GT3 EVO	PRO	266.6	Qualifying - 2 Driver - 2
61	AF Corse	ITA	Jean-Claude Saada	USA	Conrad Grunewald	USA	Ferrari 296 GT3	PROAM	266.0	Qualifying - 2 Driver - 2
17	Team Motopark	DEU	Diego Menchaca	MEX	Marcos Siebert	ARG	Mercedes AMG GT3 EVO	PRO	266.0	Qualifying - 2 Driver - 2
16	AF Corse	ITA	Marcelo Hahn	BRA	Allam Khodair	BRA	Ferrari 296 GT3	PROAM	266.0	Qualifying - 2 Driver - 2
9	GetSpeed	DEU	Anthony Bartone	USA	Fabian Schiller	DEU	Mercedes AMG GT3 EVO	PRO	266.0	Qualifying - 2 Driver - 2
55	AF Corse	ITA	Laurent De Meeus	BEL	Jamie Stanley	GBR	Ferrari 296 GT3	PROAM	264.7	Free Practice - 2
786	GetSpeed	DEU	Kiki Sak Nana	THA	Adam Osieka	DEU	Mercedes AMG GT3 EVO	AM	264.7	Qualifying - 2 Driver - 2
27	Spirit of Race	CHE	Marco Pulcini	ITA	Eddie Cheever III	ITA	Ferrari 296 GT3	PROAM	264.0	Free Practice - 2
19	Oregon Team	ITA	Marzio Moretti	ITA	Artem Petrov	ISR	Lamborghini Huracan GT3 EVO2	PRO	264.0	Qualifying - 2 Driver - 2
65	Team Motopark	DEU	Heiko Neumann	DEU	Timo Rumpfkeil	DEU	Mercedes AMG GT3 EVO	AM	264.0	Qualifying - 2 Driver - 2
12	Car Collection Motorsport	DEU	Hash	USA	Alex Fontana	CHE	Porsche 911 GT3 R (992)	PROAM	264.0	Qualifying - 2 Driver - 2
96	Team Motopark	DEU	Lukas Dunner	AUT	Charles Bateman	GBR	Mercedes AMG GT3 EVO	PRO	264.0	Qualifying - 2 Driver - 2
54	CBRX by SPS	DEU	Dexter Müller	CHE	Yannick Mettler	CHE	Mercedes AMG GT3 EVO	PROAM	263.4	Free Practice - 2
15	Car Collection Motorsport	DEU	Gustav Bergström	SWE	Nico Menzel	DEU	Porsche 911 GT3 R (992)	PRO	263.4	Race - 1
7	Car Collection Motorsport	DEU	Bashar Mardini	CAN	Tijmen van der Helm	NLD	Porsche 911 GT3 R (992)	PROAM	263.4	Qualifying - 2 Driver - 2
95	Team Motopark	DEU	Morten Strömsted	DNK	Thomas Ikin	GBR	Mercedes AMG GT3 EVO	PROAM	263.4	Qualifying - 2 Driver - 2
8	Il Barone Rampante	ITA	Giuseppe Cipriani	ITA		ITA	Lamborghini Huracan GT3 EVO	AM	263.4	Qualifying - 2 Driver - 2
6	GetSpeed	DEU	Valentin Pierburg	DEU	Aaron Walker	GBR	Mercedes AMG GT3 EVO	PROAM	263.4	Qualifying - 2 Driver - 2
108	Vimana by GetSpeed	DEU	Ameerh Naran	ZWE	Tom Jackson	GBR	Mercedes AMG GT3 EVO	PROAM	261.5	Qualifying - 2 Driver - 2
69	Scuderia Villorba Corse	ITA	Michael Blanchemain	FRA	Jim Pla	GBR	Mercedes AMG GT3 EVO	PROAM	260.2	Free Practice - 1



autódromo internacional algarve





Autodromo Int. do Algarve
International GT Open
Qualifying - 2 Driver - 2
Pit Stop Analysis



55 Laurent De Meeus Ferrari 296 GT3

PROAM Jamie Stanley AF Corse

Nº	In Day Time	In Time	Out Time	Pit Time	T. Pit Time	Handicap	Diff.
1	9:07:03.582	9:07:03.582	9:09:04.433	2:00.851	2:00.851		
2	9:19:55.502	9:19:55.502	9:21:38.308	1:42.806	3:43.657		

61 Jean-Claude Saada Ferrari 296 GT3

PROAM Conrad Grunewald AF Corse

Nº	In Day Time	In Time	Out Time	Pit Time	T. Pit Time	Handicap	Diff.
1	9:04:05.437	9:04:05.437	9:08:06.349	4:00.912	4:00.912		
2	9:20:15.031	9:20:15.031	9:21:56.320	1:41.289	5:42.201		

63 Rolf Ineichen Lamborghini Huracan GT3 EVO2

PRO Leonardo Pulcini Oregon Team

Nº	In Day Time	In Time	Out Time	Pit Time	T. Pit Time	Handicap	Diff.
1	9:18:24.575	9:18:24.575	9:20:37.998	2:13.423	2:13.423		

65 Heiko Neumann Mercedes AMG GT3 EVO

AM Timo Rumpfkeil Team Motopark

Nº	In Day Time	In Time	Out Time	Pit Time	T. Pit Time	Handicap	Diff.
1	9:04:50.883	9:04:50.883	9:08:24.717	3:33.834	3:33.834		
2	9:20:56.337	9:20:56.337	9:24:25.614	3:29.277	7:03.111		

66 Stewart Proctor McLaren 720S GT3

PROAM Lewis Proctor Greystone GT

Nº	In Day Time	In Time	Out Time	Pit Time	T. Pit Time	Handicap	Diff.
1	9:05:42.330	9:05:42.330	9:08:09.494	2:27.164	2:27.164		
2	9:15:08.880	9:15:08.880	9:16:21.615	1:12.735	3:39.899		
3	9:25:01.296	9:25:01.296	9:26:08.512	1:07.216	4:47.115		

69 Michael Blanchemain Mercedes AMG GT3 EVO

PROAM Jim Pla Scuderia Villorba Corse

Nº	In Day Time	In Time	Out Time	Pit Time	T. Pit Time	Handicap	Diff.
1	9:05:47.214	9:05:47.214	9:08:29.918	2:42.704	2:42.704		
2	9:21:22.988	9:21:22.988	9:22:27.426	1:04.438	3:47.142		

75 Filip Salaquarda Audi R8 LMS GT3 Evo II

PROAM Libor Milota ISR Racing

Nº	In Day Time	In Time	Out Time	Pit Time	T. Pit Time	Handicap	Diff.
1	9:06:37.314	9:06:37.314	9:08:55.406	2:18.092	2:18.092		
2	9:16:04.994	9:16:04.994	9:20:47.622	4:42.628	7:00.720		

77 Al Faisal Al Zubair Mercedes AMG GT3 EVO

PRO Mikaël Grenier AIManar Racing by GetSpeed

Nº	In Day Time	In Time	Out Time	Pit Time	T. Pit Time	Handicap	Diff.
1	9:02:01.691	9:02:01.691	9:09:43.511	7:41.820	7:41.820		
2	9:20:07.144	9:20:07.144	9:26:04.792	5:57.648	13:39.468		

88 Gino Forgione Ferrari 296 GT3

PROAM Michele Rugolo Spirit of Race

Nº	In Day Time	In Time	Out Time	Pit Time	T. Pit Time	Handicap	Diff.
1	9:05:50.896	9:05:50.896	9:09:29.861	3:38.965	3:38.965		
2	9:15:06.050	9:15:06.050	9:17:03.806	1:57.756	5:36.721		

95 Morten Strömsted Mercedes AMG GT3 EVO

PROAM Thomas Ikin Team Motopark

Nº	In Day Time	In Time	Out Time	Pit Time	T. Pit Time	Handicap	Diff.
1	9:04:57.936	9:04:57.936	9:08:53.075	3:55.139	3:55.139		
2	9:19:21.048	9:19:21.048	9:21:59.858	2:38.810	6:33.949		

96 Lukas Dunner Mercedes AMG GT3 EVO

PRO Charles Bateman Team Motopark

Nº	In Day Time	In Time	Out Time	Pit Time	T. Pit Time	Handicap	Diff.
1	9:05:40.596	9:05:40.596	9:09:00.030	3:19.434	3:19.434		
2	9:21:25.934	9:21:25.934	9:22:41.571	1:15.637	4:35.071		

108 Ameerh Naran Mercedes AMG GT3 EVO

PROAM Tom Jackson Vimana by GetSpeed

Nº	In Day Time	In Time	Out Time	Pit Time	T. Pit Time	Handicap	Diff.
1	9:12:16.945	9:12:16.945	9:14:00.305	1:43.360	1:43.360		

777 Marcin Jedlinski Audi R8 LMS GT3 Evo II

PROAM Karol Basz Olimp Racing

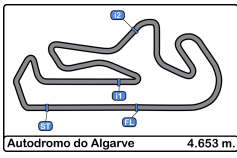
Nº	In Day Time	In Time	Out Time	Pit Time	T. Pit Time	Handicap	Diff.
1	9:21:51.008	9:21:51.008	9:23:42.100	1:51.092	1:51.092		

786 Kiki Sak Nana Mercedes AMG GT3 EVO

AM Adam Osieka GetSpeed

Nº	In Day Time	In Time	Out Time	Pit Time	T. Pit Time	Handicap	Diff.
1	9:04:07.570	9:04:07.570	9:08:13.449	4:05.879	4:05.879		
2	9:20:51.567	9:20:51.567	9:23:26.175	2:34.608	6:40.487		

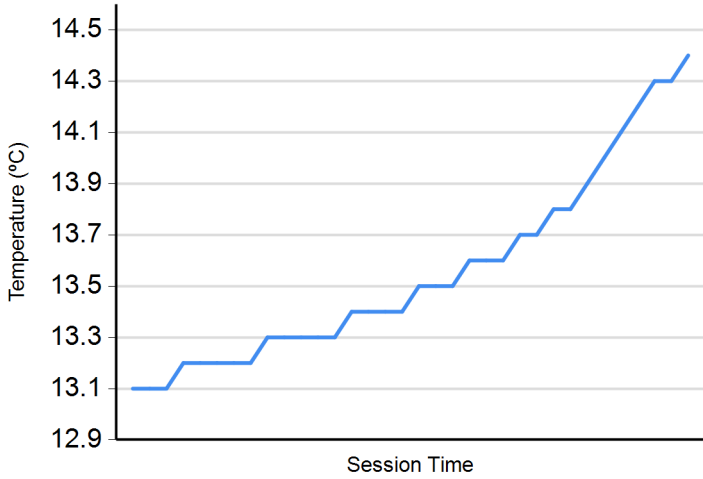




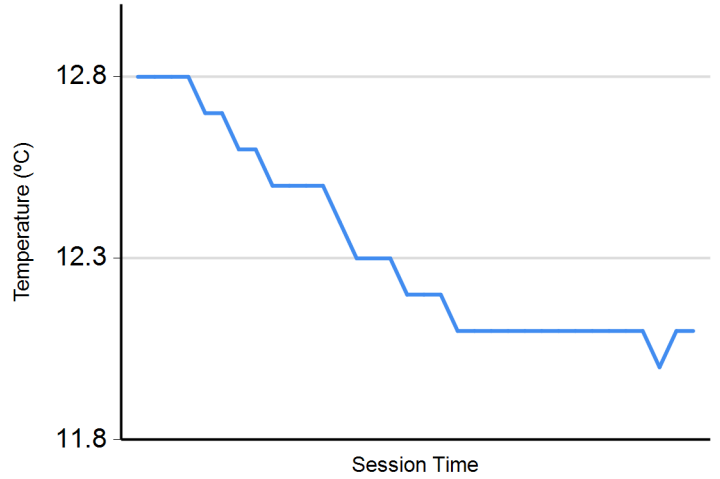
Autodromo Int. do Algarve
International GT Open
Qualifying - 2 Driver - 2
Weather Report



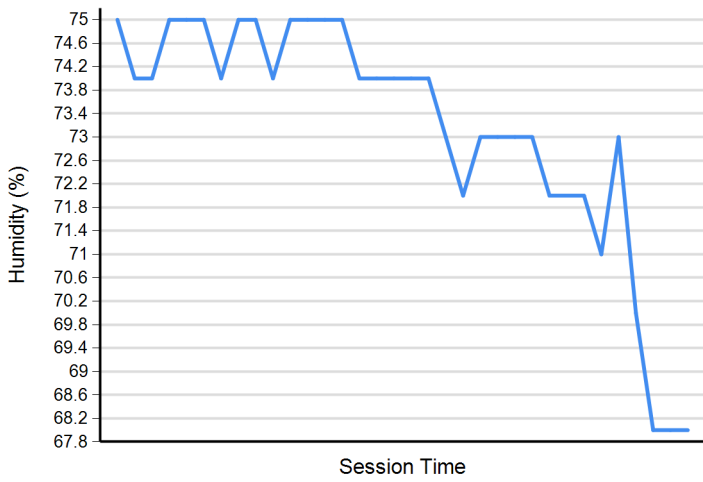
Air Temperature



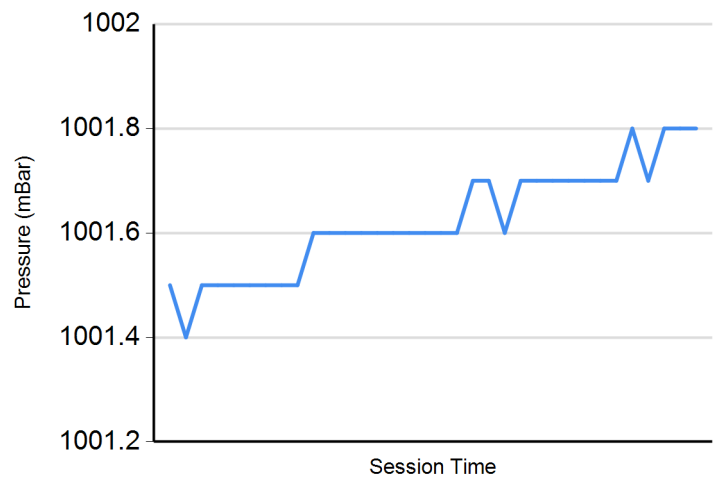
Track Temperature



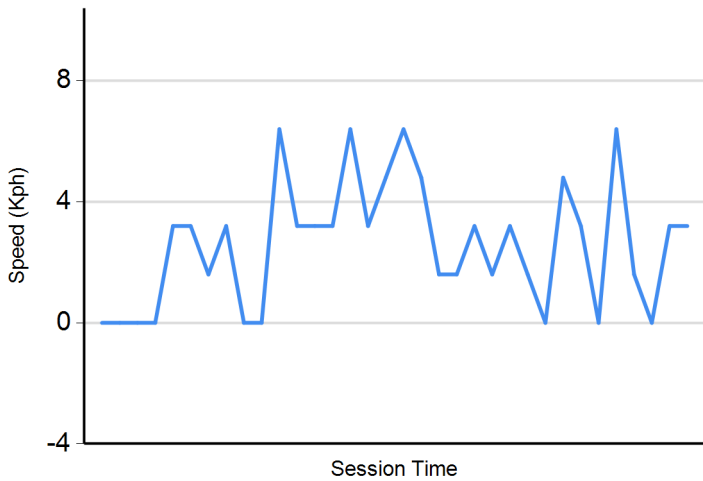
Humidity



Pressure



Wind Speed



Wind direction

North = 0°/360° Est = 90° South = 180° West = 270°

