

Autodromo Int. do Algarve
International GT Open
Free Practice - 2
Provisional Results



Autodromo do Algarve 4.653 m.

Cls	Nº	Entrant/Team	Nat	Driver 1	Nat	Driver 2	Nat	Vehicle	Cat	Cls	Laps	Best	Time	Gap	Interval	Km/h
1	9	GetSpeed	DEU	Anthony Bartone	USA	Fabian Schiller	DEU	Mercedes AMG GT3 EVO	PRO	1	23	2	1:42.032			164.1
2	51	Spirit of Race	CHE	Nicola Marinangeli	ITA	Vicent Abril	FRA	Ferrari 296 GT3	PRO	2	24	3	1:42.276	0.244	0.244	163.7
3	95	Team Motopark	DEU	Morten Strömsted	DNK	Thomas Ikin	GBR	Mercedes AMG GT3 EVO	PROAM	1	24	2	1:42.555	0.523	0.279	163.3
4	54	CBRX by SPS	DEU	Dexter Müller	CHE	Yannick Mettler	CHE	Mercedes AMG GT3 EVO	PROAM	2	26	3	1:42.630	0.598	0.075	163.2
5	77	AlManar Racing by GetSpeed	OMN	Al Faisal Al Zubair	OMN	Mikaël Grenier	CND	Mercedes AMG GT3 EVO	PRO	3	27	10	1:42.630	0.598	0.000	163.2
6	27	Spirit of Race	CHE	Marco Pulcini	ITA	Eddie Cheever III	ITA	Ferrari 296 GT3	PROAM	3	26	3	1:42.639	0.607	0.009	163.2
7	777	Olimp Racing	POL	Marcin Jedlinski	POL	Karol Basz	POL	Audi R8 LMS GT3 Evo II	PROAM	4	29	4	1:42.652	0.620	0.013	163.1
8	12	Car Collection Motorsport	DEU	Hash	USA	Alex Fontana	CHE	Porsche 911 GT3 R (992)	PROAM	5	27	7	1:42.652	0.620	0.000	163.1
9	11	racing one	DEU	Ernst Kirchmayr	AUT	Luca Ludwig	DEU	Ferrari 296 GT3	PROAM	6	20	2	1:42.746	0.714	0.094	163.0
10	88	Spirit of Race	CHE	Gino Forgione	CHE	Michele Rugolo	ITA	Ferrari 296 GT3	PROAM	7	19	3	1:42.911	0.879	0.165	162.7
11	20	SPS Automotive Performance	DEU	Dominik Baumann	AUT	Mikael Pitamber	ZAF	Mercedes AMG GT3 EVO	PRO	4	26	4	1:42.925	0.893	0.014	162.7
12	24	Greystone GT	GBR	Andrey Borodin	IND	Oliver Webb	GBR	McLaren 720s GT3 Evo	PROAM	8	25	23	1:42.937	0.905	0.012	162.7
13	16	AF Corse	ITA	Marcelo Hahn	BRA	Allam Khodair	BRA	Ferrari 296 GT3	PROAM	9	22	5	1:42.943	0.911	0.006	162.7
14	96	Team Motopark	DEU	Lukas Dunner	AUT	Charles Bateman	GBR	Mercedes AMG GT3 EVO	PRO	5	27	18	1:43.019	0.987	0.076	162.5
15	15	Car Collection Motorsport	DEU	Gustav Bergström	SWE	Nico Menzel	DEU	Porsche 911 GT3 R (992)	PRO	6	25	9	1:43.148	1.116	0.129	162.3
16	1	Eastalent Racing	AUT	Simon Reicher	AUT	Christopher Haase	DEU	Audi R8 LMS GT3 Evo II	PRO	7	24	23	1:43.184	1.152	0.036	162.3
17	66	Greystone GT	GBR	Stewart Proctor	GBR	Lewis Proctor	GBR	McLaren 720S GT3	PROAM	10	28	14	1:43.194	1.162	0.010	162.3
18	17	Team Motopark	DEU	Diego Menchaca	MEX	Marcos Siebert	ARG	Mercedes AMG GT3 EVO	PRO	8	21	14	1:43.198	1.166	0.004	162.3
19	10	Oregon Team	ITA	Alessio Deledda	ITA	Jordan Pepper	ZAF	Lamborghini Huracan GT3 EVO2	PRO	9	26	25	1:43.368	1.336	0.170	162.0
20	65	Team Motopark	DEU	Heiko Neumann	DEU	Timo Rumpfkeil	DEU	Mercedes AMG GT3 EVO	AM	1	25	14	1:43.405	1.373	0.037	161.9
21	61	AF Corse	ITA	Jean-Claude Saada	USA	Conrad Grunewald	USA	Ferrari 296 GT3	PROAM	11	27	19	1:43.444	1.412	0.039	161.9
22	55	AF Corse	ITA	Laurent De Meeus	BEL	Jamie Stanley	GBR	Ferrari 488 GT3 MY 2020	PROAM	12	25	23	1:43.444	1.412	0.000	161.9
23	25	AF Corse	ITA	Alessandro Cozzi	ITA	Giorgio Sernagiotto	ITA	Ferrari 296 GT3	PROAM	13	24	4	1:43.488	1.456	0.044	161.8
24	6	GetSpeed	DEU	Valentin Pierburg	DEU	Aaron Walker	GBR	Mercedes AMG GT3 EVO	PROAM	14	26	22	1:43.672	1.640	0.184	161.5
25	75	ISR Racing	CZE	Filip Salaquarda	CZE	Libor Milota	CZE	Audi R8 LMS GT3 Evo II	PROAM	15	13	5	1:43.817	1.785	0.145	161.3
26	23	Pellin Racing	ITA	Thor Haugen	USA	Paolo Ruberti	ITA	Ferrari 488 GT3 2020	PROAM	16	16	3	1:43.835	1.803	0.018	161.3
27	69	Scuderia Villorba Corse	ITA	Michael Blanchemain	FRA	Jim Pla	FRA	Mercedes AMG GT3 EVO	PROAM	17	28	3	1:43.905	1.873	0.070	161.2
28	7	Car Collection Motorsport	DEU	Bashar Mardini	CAN	Tijmen van der Helm	NLD	Porsche 911 GT3 R (992)	PROAM	18	29	2	1:43.906	1.874	0.001	161.2
29	19	Oregon Team	ITA	Marzio Moretti	ITA	Artem Petrov	ISR	Lamborghini Huracan GT3 EVO2	PRO	10	17	15	1:44.347	2.315	0.441	160.5
30	108	Vimana by GetSpeed	DEU	Ameerh Naran	ZWE	Tom Jackson	GBR	Mercedes AMG GT3 EVO	PROAM	19	30	28	1:44.434	2.402	0.087	160.3
31	786	GetSpeed	DEU	Kiki Sak Nana	THA	Adam Osieka	DEU	Mercedes AMG GT3 EVO	AM	2	26	20	1:44.617	2.585	0.183	160.1
32	8	Il Barone Rampante	ITA	Giuseppe Cipriani	ITA		ITA	Lamborghini Huracan GT3 EVO	AM	3	11	7	1:45.456	3.424	0.839	158.8
33	63	Oregon Team	ITA	Rolf Ineichen	CHE	Leonardo Pulcini	ITA	Lamborghini Huracan GT3 EVO2	PRO	11	17	12	1:52.135	10.103	6.679	149.3
34	5	Olimp Racing	POL	Stanislaw Jedlinski	POL	Krystian Korzeniowski	POL	Ferrari 296 GT3	AM	4	21	19	1:52.434	10.402	0.299	148.9

Published at:.....

Track Temp: 26.8 °C Air Temp: 18.3 °C Humidity: 59 % Track Status: WET

Race Director:


Alessandro Ferrari

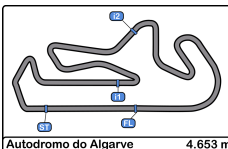
ACI DGA 392080

Timekeeper:

Luis Garcia

JOB-2654-ESP/M





Autodromo Int. do Algarve
International GT Open
Free Practice - 2
Provisional Results



*** PENALTIES**

- 1' STOP AND GO - CAR 63 - TRACK LIMITS - TO BE PERFORMED AT PIT EXIT
 - 1' STOP AND GO - CAR 25 - TRACK LIMITS - TO BE PERFORMED AT PIT EXIT
 - 1' STOP AND GO - CAR 19 - TRACK LIMITS - TO BE PERFORMED AT PIT EXIT
 - 1' STOP AND GO - CAR 10 - TRACK LIMITS - TO BE PERFORMED AT PIT EXIT
 - 1' STOP AND GO - CAR 65 - TRACK LIMITS - TO BE PERFORMED AT PIT EXIT
 - 1' STOP AND GO - CAR 27 - TRACK LIMITS - TO BE PERFORMED AT PIT EXIT
 - 1' STOP AND GO - CAR 6 - TRACK LIMITS - TO BE PERFORMED AT PIT EXIT
 - 1' STOP AND GO - CAR 19 - TRACK LIMITS - TO BE PERFORMED AT PIT EXIT
 - 1' STOP AND GO - CAR 69 - TRACK LIMITS - TO BE PERFORMED AT PIT EXIT
 - 1' STOP AND GO - CAR 17, 10, 9 AND 61 - TRACK LIMITS - TO BE PERFORMED AT PIT EXIT
 - 1' STOP AND GO - CAR 12, 777, 77, 96 - TRACK LIMITS - TO BE PERFORMED AT PIT EXIT
 - 1' STOP AND GO - CAR 12, 777, 77, 96 - TRACK LIMITS - TO BE PERFORMED AT PIT EXIT
- TEAM MANAGER TEAM MOTOPARK REPORT TO RACE CONTROL IMMEDIATELY

Published at:.....

Track Temp: **26.8 °C** Air Temp: **18.3 °C** Humidity: **59 %** Track Status: **WET**

Race Director:

Alessandro Ferrari

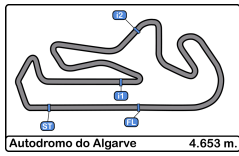
ACI DGA 392080

Timekeeper:

Luis Garcia

JOB-2654-ESP/M





Autodromo Int. do Algarve
International GT Open
Free Practice - 2
Track Limit



The Stewards, having received a report from Race Director, have considered the following matter and determine the following:

Session Free Practice - 2
Fact The cars below did not use the track

Infringement Breach of Appendix L Chapter IV Article 2 c) of the FIA International Sporting Code and Article 19.4/19.5 of the International GT Open Sporting Regulations.

Decision Deletion of the lap times shown in accordance with Article 12.4.1.e of the FIA International Sporting Code.

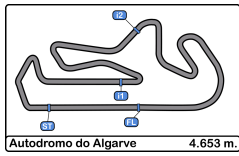
Note

- Certain decisions of the Stewards, in accordance with Article 15 of the FIA International Sporting Code.
- These penalties are not subject to appeal Article.12.3.4 of the FIA International Sporting Code and Article 16.5 of the International GT Open Sporting Regulations.
- According to Article.12.3.3.b of the FIA International Sporting Code these decisions becomes immediately binding even in case of an appeal.

Ord	Turn	Nº Driver	Entrant/Team	Time of Day	Lap Time
1	4	65 Neumann - Rumpfkeil	Team Motopark	15:13:46.202	1:45.377
2	4	75 Salaquarda - Milota	ISR Racing	15:13:52.457	1:45.322
3	1	12 Hash - Fontana	Car Collection Motorsport	15:13:52.920	1:42.977
4	1	777 Jedlinski - Basz	Olimp Racing	15:13:59.538	1:43.841
5	1	6 Pierburg - Walker	GetSpeed	15:14:09.473	15:14:09.473
6	1	63 Ineichen - Pulcini	Oregon Team	15:14:11.887	1:44.241
7	1	10 Deledda - Pepper	Oregon Team	15:14:17.258	1:47.879
8	1	66 Proctor - Proctor	Greystone GT	15:14:25.582	1:56.675
9	1	23 Haugen - Ruberti	Pellin Racing	15:14:30.129	1:44.223
10	4	25 Cozzi - Sernagiotto	AF Corse	15:14:55.917	1:43.847
11	4	95 Strömsted - Ikin	Team Motopark	15:15:20.886	1:42.177
12	5	96 Dunner - Bateman	Team Motopark	15:15:26.067	1:44.081
13	1	15 Bergström - Menzel	Car Collection Motorsport	15:15:29.269	1:43.969
14	1	65 Neumann - Rumpfkeil	Team Motopark	15:15:30.528	1:44.326
15	1	777 Jedlinski - Basz	Olimp Racing	15:15:44.566	1:45.028
16	1	63 Ineichen - Pulcini	Oregon Team	15:15:56.198	1:44.311
17	1	10 Deledda - Pepper	Oregon Team	15:16:02.648	1:45.390
18	1	786 Kiki - Osieka	GetSpeed	15:16:03.956	1:45.803
19	4	25 Cozzi - Sernagiotto	AF Corse	15:16:57.994	2:02.077
20	4	95 Strömsted - Ikin	Team Motopark	15:17:03.758	1:42.872
21	1	96 Dunner - Bateman	Team Motopark	15:17:10.333	1:44.266
22	1	15 Bergström - Menzel	Car Collection Motorsport	15:17:14.511	1:45.242
23	4	77 Al Zubair - Grenier	AlManar Racing by GetSpeed	15:17:24.947	1:49.041
24	4	63 Ineichen - Pulcini	Oregon Team	15:17:40.580	1:44.382
25	4	27 Pulcini - Cheever III	Spirit of Race	15:18:19.391	1:42.842
26	4	88 Forgione - Rugolo	Spirit of Race	15:18:37.502	1:56.519
27	1	95 Strömsted - Ikin	Team Motopark	15:18:52.627	1:48.869
28	1	69 Blanchemain - Pla	Scuderia Villorba Corse	15:19:04.242	1:44.583
29	1	19 Moretti - Petrov	Oregon Team	15:19:05.266	1:44.537
30	4	77 Al Zubair - Grenier	AlManar Racing by GetSpeed	15:19:08.750	1:43.803
31	1	63 Ineichen - Pulcini	Oregon Team	15:19:26.809	1:46.229
32	1	10 Deledda - Pepper	Oregon Team	15:19:32.649	1:44.649
33	4	23 Haugen - Ruberti	Pellin Racing	15:19:44.288	1:46.275
34	4	16 Hahn - Khodair	AF Corse	15:19:47.730	1:42.919
35	1	9 Bartone - Schiller	GetSpeed	15:20:08.667	1:46.484
36	1	61 Saada - Grunewald	AF Corse	15:20:18.567	1:45.178
37	1	25 Cozzi - Sernagiotto	AF Corse	15:20:24.917	1:43.435
38	4	65 Neumann - Rumpfkeil	Team Motopark	15:20:44.771	1:44.791
39	4	19 Moretti - Petrov	Oregon Team	15:20:49.071	1:43.805

The Stewards:





Autodromo Int. do Algarve
International GT Open
Free Practice - 2
Track Limit



The Stewards, having received a report from Race Director, have considered the following matter and determine the following:

Session Free Practice - 2
Fact The cars below did not use the track

Infringement Breach of Appendix L Chapter IV Article 2 c) of the FIA International Sporting Code and Article 19.4/19.5 of the International GT Open Sporting Regulations.

Decision Deletion of the lap times shown in accordance with Article 12.4.1.e of the FIA International Sporting Code.

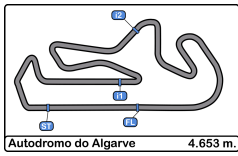
Note

- Certain decisions of the Stewards, in accordance with Article 15 of the FIA International Sporting Code.
- These penalties are not subject to appeal Article.12.3.4 of the FIA International Sporting Code and Article 16.5 of the International GT Open Sporting Regulations.
- According to Article.12.3.3.b of the FIA International Sporting Code these decisions becomes immediately binding even in case of an appeal.

Ord	Turn	Nº Driver	Entrant/Team	Time of Day	Lap Time
40	1	75 Salaquarda - Milota	ISR Racing	15:20:50.656	1:43.782
41	1	69 Blanchemain - Pla	Scuderia Villorba Corse	15:20:56.126	1:51.884
42	1	6 Pierburg - Walker	GetSpeed	15:21:09.364	1:43.946
43	1	63 Ineichen - Pulcini	Oregon Team	15:21:16.312	1:49.503
44	4	51 Marinangeli - Abril	Spirit of Race	15:21:18.472	1:49.126
45	4	10 Deledda - Pepper	Oregon Team	15:21:23.302	1:50.653
46	1	11 Kirchmayr - Ludwig	racing one	15:21:36.694	1:42.762
47	4	27 Pulcini - Cheever III	Spirit of Race	15:21:44.631	1:42.601
48	1	9 Bartone - Schiller	GetSpeed	15:21:51.367	1:42.700
49	1	54 Müller - Mettler	CBRX by SPS	15:21:53.786	1:42.818
50	1	65 Neumann - Rumpfkeil	Team Motopark	15:22:29.736	1:44.965
51	1	19 Moretti - Petrov	Oregon Team	15:22:33.539	1:44.468
52	1	75 Salaquarda - Milota	ISR Racing	15:22:44.044	1:53.388
53	1	777 Jedlinski - Basz	Olimp Racing	15:22:47.039	1:49.792
54	1	63 Ineichen - Pulcini	Oregon Team	15:23:00.941	1:44.629
55	1	11 Kirchmayr - Ludwig	racing one	15:23:26.579	1:49.885
56	1	27 Pulcini - Cheever III	Spirit of Race	15:23:27.246	1:42.615
57	1	9 Bartone - Schiller	GetSpeed	15:23:40.973	1:49.606
58	1	61 Saada - Grunewald	AF Corse	15:23:49.569	1:45.315
59	1	1 Reicher - Haase	Eastalent Racing	15:23:58.701	1:44.127
60	1	95 Strömsted - Ikin	Team Motopark	15:24:12.262	1:46.301
61	1	19 Moretti - Petrov	Oregon Team	15:24:20.856	1:47.317
62	4	6 Pierburg - Walker	GetSpeed	15:24:37.586	1:44.352
63	1	12 Hash - Fontana	Car Collection Motorsport	15:24:40.995	1:56.049
64	1	25 Cozzi - Sernagiotto	AF Corse	15:24:46.031	2:02.385
65	1	63 Ineichen - Pulcini	Oregon Team	15:24:51.578	1:50.637
66	1	27 Pulcini - Cheever III	Spirit of Race	15:25:09.535	1:42.289
67	4	54 Müller - Mettler	CBRX by SPS	15:25:20.181	1:43.765
68	1	19 Moretti - Petrov	Oregon Team	15:26:05.963	1:45.107
69	4	10 Deledda - Pepper	Oregon Team	15:26:07.032	1:47.110
70	1	69 Blanchemain - Pla	Scuderia Villorba Corse	15:26:22.848	2:24.592
71	1	786 Kiki - Osieka	GetSpeed	15:26:52.841	1:47.617
72	1	27 Pulcini - Cheever III	Spirit of Race	15:27:02.330	1:52.795
73	1	61 Saada - Grunewald	AF Corse	15:27:19.379	1:44.938
74	1	19 Moretti - Petrov	Oregon Team	15:27:50.270	1:44.307
75	4	10 Deledda - Pepper	Oregon Team	15:27:51.651	1:44.619
76	1	51 Marinangeli - Abril	Spirit of Race	15:28:11.214	1:50.848
77	1	777 Jedlinski - Basz	Olimp Racing	15:28:11.465	1:42.914
78	4	69 Blanchemain - Pla	Scuderia Villorba Corse	15:28:11.568	1:48.720

The Stewards:





Autodromo Int. do Algarve
International GT Open
Free Practice - 2
Track Limit



The Stewards, having received a report from Race Director, have considered the following matter and determine the following:

Session Free Practice - 2
Fact The cars below did not use the track

Infringement Breach of Appendix L Chapter IV Article 2 c) of the FIA International Sporting Code and Article 19.4/19.5 of the International GT Open Sporting Regulations.

Decision Deletion of the lap times shown in accordance with Article 12.4.1.e of the FIA International Sporting Code.

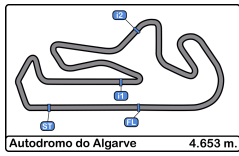
Note

- Certain decisions of the Stewards, in accordance with Article 15 of the FIA International Sporting Code.
- These penalties are not subject to appeal Article.12.3.4 of the FIA International Sporting Code and Article 16.5 of the International GT Open Sporting Regulations.
- According to Article.12.3.3.b of the FIA International Sporting Code these decisions becomes immediately binding even in case of an appeal.

Ord	Turn	Nº Driver	Entrant/Team	Time of Day	Lap Time
79	4	786 Kiki - Osieka	GetSpeed	15:28:38.674	1:45.833
80	4	27 Pulcini - Cheever III	Spirit of Race	15:28:52.049	1:49.719
81	4	54 Müller - Mettler	CBRX by SPS	15:28:53.770	1:50.780
82	1	17 Menchaca - Siebert	Team Motopark	15:28:56.755	1:42.765
83	15	96 Dunner - Bateman	Team Motopark	15:29:00.348	1:44.570
84	1	9 Bartone - Schiller	GetSpeed	15:29:17.703	1:43.765
85	4	88 Forgione - Rugolo	Spirit of Race	15:29:23.799	1:43.127
86	4	19 Moretti - Petrov	Oregon Team	15:29:34.226	1:43.956
87	1	10 Deledda - Pepper	Oregon Team	15:29:36.059	1:44.408
88	4	65 Neumann - Rumpfkeil	Team Motopark	15:29:38.578	1:44.933
89	4	108 Naran - Jackson	Vimana by GetSpeed	15:30:00.168	1:51.055
90	4	69 Blanchemain - Pla	Scuderia Villorba Corse	15:30:00.475	1:48.907
91	4	55 De Meeus - Stanley	AF Corse	15:30:09.811	4:40.179
92	5	17 Menchaca - Siebert	Team Motopark	15:30:39.363	1:42.608
93	4	96 Dunner - Bateman	Team Motopark	15:30:45.030	1:44.682
94	4	20 Baumann - Pitamber	SPS Automotive Performance	15:30:46.948	1:44.092
95	4	61 Saada - Grunewald	AF Corse	15:30:57.079	1:52.849
96	4	9 Bartone - Schiller	GetSpeed	15:31:02.005	1:44.302
97	4	63 Ineichen - Pulcini	Oregon Team	15:31:13.634	3:14.155
98	4	95 Strömsted - Ikin	Team Motopark	15:31:15.708	1:45.472
99	1	10 Deledda - Pepper	Oregon Team	15:31:21.953	1:45.894
100	4	65 Neumann - Rumpfkeil	Team Motopark	15:31:22.871	1:44.293
101	15	23 Haugen - Ruberti	Pellin Racing	15:31:25.071	5:06.983
102	1	19 Moretti - Petrov	Oregon Team	15:31:25.602	1:51.376
103	4	69 Blanchemain - Pla	Scuderia Villorba Corse	15:31:48.696	1:48.221
104	4	16 Hahn - Khodair	AF Corse	15:32:16.776	1:46.243
105	1	17 Menchaca - Siebert	Team Motopark	15:32:24.842	1:45.479
106	4	12 Hash - Fontana	Car Collection Motorsport	15:32:26.803	7:45.808
107	1	8 Giuseppe Cipriani	Il Barone Rampante	15:32:28.226	1:50.663
108	4	96 Dunner - Bateman	Team Motopark	15:32:29.418	1:44.388
109	4	20 Baumann - Pitamber	SPS Automotive Performance	15:32:30.728	1:43.780
110	1	63 Ineichen - Pulcini	Oregon Team	15:32:58.944	1:45.310
111	1	10 Deledda - Pepper	Oregon Team	15:33:06.424	1:44.471
112	1	65 Neumann - Rumpfkeil	Team Motopark	15:33:07.194	1:44.323
113	1	6 Pierburg - Walker	GetSpeed	15:33:16.916	1:48.569
114	0	23 Haugen - Ruberti	Pellin Racing	15:33:18.826	1:53.755
115	4	69 Blanchemain - Pla	Scuderia Villorba Corse	15:33:36.323	1:47.627
116	1	16 Hahn - Khodair	AF Corse	15:33:59.329	1:42.553
117	4	19 Moretti - Petrov	Oregon Team	15:33:59.889	2:34.287

The Stewards:





Autodromo Int. do Algarve
International GT Open
Free Practice - 2
Track Limit



The Stewards, having received a report from Race Director, have considered the following matter and determine the following:

Session Free Practice - 2

Fact The cars below did not use the track

Infringement Breach of Appendix L Chapter IV Article 2 c) of the FIA International Sporting Code and Article 19.4/19.5 of the International GT Open Sporting Regulations.

Decision Deletion of the lap times shown in accordance with Article 12.4.1.e of the FIA International Sporting Code.

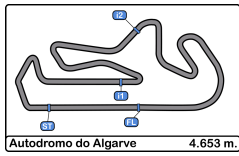
Note

- Certain decisions of the Stewards, in accordance with Article 15 of the FIA International Sporting Code.
- These penalties are not subject to appeal Article.12.3.4 of the FIA International Sporting Code and Article 16.5 of the International GT Open Sporting Regulations.
- According to Article.12.3.3.b of the FIA International Sporting Code these decisions becomes immediately binding even in case of an appeal.

Ord	Turn	Nº Driver	Entrant/Team	Time of Day	Lap Time
118	1	5 Jedlinski - Korzeniowski	Olimp Racing	15:34:05.501	1:51.989
119	1	17 Menchaca - Siebert	Team Motopark	15:34:07.390	1:42.548
120	1	61 Saada - Grunewald	AF Corse	15:34:09.915	3:12.836
121	1	95 Strömsted - Ikin	Team Motopark	15:34:46.795	1:45.318
122	1	7 Mardini - van der Helm	Car Collection Motorsport	15:34:49.930	1:44.630
123	1	65 Neumann - Rumpfkeil	Team Motopark	15:34:51.022	1:43.828
124	1	10 Deledda - Pepper	Oregon Team	15:34:59.126	1:52.702
125	1	6 Pierburg - Walker	GetSpeed	15:35:02.997	1:46.081
126	1	77 Al Zubair - Grenier	AlManar Racing by GetSpeed	15:35:21.932	1:51.289
127	1	55 De Meeus - Stanley	AF Corse	15:35:29.458	1:51.803
128	1	27 Pulcini - Cheever III	Spirit of Race	15:35:45.164	1:48.513
129	4	24 Borodin - Webb	Greystone GT	15:35:47.049	1:59.622
130	4	16 Hahn - Khodair	AF Corse	15:35:48.399	1:49.070
131	1	17 Menchaca - Siebert	Team Motopark	15:35:50.359	1:42.969
132	4	12 Hash - Fontana	Car Collection Motorsport	15:35:55.700	1:43.292
133	1	27 Pulcini - Cheever III	Spirit of Race	15:37:33.733	1:48.569
134	1	17 Menchaca - Siebert	Team Motopark	15:37:33.846	1:43.487
135	4	8 Giuseppe Cipriani	Il Barone Rampante	15:37:46.864	1:45.561
136	4	11 Kirchmayr - Ludwig	racing one	15:37:52.599	1:48.756
137	4	65 Neumann - Rumpfkeil	Team Motopark	15:38:25.440	1:51.013
138	4	6 Pierburg - Walker	GetSpeed	15:38:34.502	1:45.753
139	4	96 Dunner - Bateman	Team Motopark	15:39:02.866	1:43.347
140	4	17 Menchaca - Siebert	Team Motopark	15:39:28.416	1:54.570
141	1	27 Pulcini - Cheever III	Spirit of Race	15:39:33.332	1:59.599
142	1	11 Kirchmayr - Ludwig	racing one	15:39:39.126	1:46.527
143	4	5 Jedlinski - Korzeniowski	Olimp Racing	15:39:58.925	4:00.459
144	1	777 Jedlinski - Basz	Olimp Racing	15:40:00.172	1:45.236
145	4	16 Hahn - Khodair	AF Corse	15:40:14.977	4:26.578
146	4	6 Pierburg - Walker	GetSpeed	15:40:19.979	1:45.477
147	15	96 Dunner - Bateman	Team Motopark	15:40:46.769	1:43.903
148	1	69 Blanchemain - Pla	Scuderia Villorba Corse	15:41:00.592	1:46.119
149	1	12 Hash - Fontana	Car Collection Motorsport	15:41:05.865	1:43.278
150	4	88 Forgione - Rugolo	Spirit of Race	15:41:09.080	1:43.750
151	4	11 Kirchmayr - Ludwig	racing one	15:41:25.588	1:46.462
152	1	6 Pierburg - Walker	GetSpeed	15:42:05.320	1:45.341
153	0	96 Dunner - Bateman	Team Motopark	15:42:30.923	1:44.154
154	1	786 Kiki - Osieka	GetSpeed	15:42:36.794	1:57.476
155	1	66 Proctor - Proctor	Greystone GT	15:43:13.348	1:52.594
156	1	777 Jedlinski - Basz	Olimp Racing	15:43:34.885	1:47.979

The Stewards:





Autodromo Int. do Algarve
International GT Open
Free Practice - 2
Track Limit



The Stewards, having received a report from Race Director, have considered the following matter and determine the following:

Session Free Practice - 2
Fact The cars below did not use the track

Infringement Breach of Appendix L Chapter IV Article 2 c) of the FIA International Sporting Code and Article 19.4/19.5 of the International GT Open Sporting Regulations.

Decision Deletion of the lap times shown in accordance with Article 12.4.1.e of the FIA International Sporting Code.

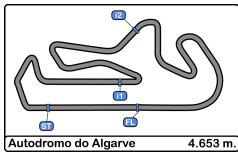
Note

- Certain decisions of the Stewards, in accordance with Article 15 of the FIA International Sporting Code.
- These penalties are not subject to appeal Article.12.3.4 of the FIA International Sporting Code and Article 16.5 of the International GT Open Sporting Regulations.
- According to Article.12.3.3.b of the FIA International Sporting Code these decisions becomes immediately binding even in case of an appeal.

Ord	Turn	Nº Driver	Entrant/Team	Time of Day	Lap Time
157	1	25 Cozzi - Sernagiotto	AF Corse	15:43:59.067	1:45.493
158	1	69 Blanchemain - Pla	Scuderia Villorba Corse	15:44:36.596	1:51.211
159	1	27 Pulcini - Cheever III	Spirit of Race	15:44:41.984	1:48.033
160	15	24 Borodin - Webb	Greystone GT	15:44:48.834	1:50.495
161	1	5 Jedlinski - Korzeniowski	Olimp Racing	15:45:42.839	1:53.173
162	1	63 Ineichen - Pulcini	Oregon Team	15:45:47.180	1:44.155
163	1	17 Menchaca - Siebert	Team Motopark	15:45:59.405	1:47.009
164	1	77 Al Zubair - Grenier	AlManar Racing by GetSpeed	15:46:00.543	1:50.933
165	1	10 Deledda - Pepper	Oregon Team	15:46:02.984	1:46.837
166	1	27 Pulcini - Cheever III	Spirit of Race	15:46:27.187	1:45.203
167	1	65 Neumann - Rumpfkeil	Team Motopark	15:46:53.818	1:45.368
168	1	17 Menchaca - Siebert	Team Motopark	15:47:43.425	1:44.020
169	1	27 Pulcini - Cheever III	Spirit of Race	15:48:12.373	1:45.186
170	1	9 Bartone - Schiller	GetSpeed	15:48:28.778	1:44.512
171	1	24 Borodin - Webb	Greystone GT	15:48:31.402	1:51.095
172	1	96 Dunner - Bateman	Team Motopark	15:49:32.116	1:50.343
173	1	51 Marinangeli - Abril	Spirit of Race	15:50:00.871	1:43.877
174	1	27 Pulcini - Cheever III	Spirit of Race	15:51:42.443	1:45.013
175	1	51 Marinangeli - Abril	Spirit of Race	15:51:48.364	1:47.493
176	1	6 Pierburg - Walker	GetSpeed	15:51:51.042	4:29.127
177	1	55 De Meeus - Stanley	AF Corse	15:52:40.820	1:43.493
178	1	12 Hash - Fontana	Car Collection Motorsport	15:53:31.718	1:52.162
179	1	6 Pierburg - Walker	GetSpeed	15:53:36.167	1:45.125
180	1	77 Al Zubair - Grenier	AlManar Racing by GetSpeed	15:54:00.266	1:43.222
181	1	777 Jedlinski - Basz	Olimp Racing	15:54:09.027	1:45.253
182	1	27 Pulcini - Cheever III	Spirit of Race	15:55:15.148	1:45.931
183	1	9 Bartone - Schiller	GetSpeed	15:55:26.917	1:48.194
184	1	88 Forgione - Rugolo	Spirit of Race	15:55:29.040	1:56.127
185	1	5 Jedlinski - Korzeniowski	Olimp Racing	15:57:13.145	1:53.463
186	1	25 Cozzi - Sernagiotto	AF Corse	15:57:58.358	1:46.059
187	1	95 Strömsted - Ikin	Team Motopark	15:58:00.905	1:43.714
188	1	786 Kiki - Osieka	GetSpeed	15:59:16.078	1:44.396
189	1	6 Pierburg - Walker	GetSpeed	16:00:39.946	1:48.979
190	1	11 Kirchmayr - Ludwig	racing one	16:00:52.361	1:42.966
191	1	88 Forgione - Rugolo	Spirit of Race	16:01:13.137	1:58.372
192	1	95 Strömsted - Ikin	Team Motopark	16:01:30.324	1:45.187
193	1	69 Blanchemain - Pla	Scuderia Villorba Corse	16:01:35.340	1:47.878
194	1	25 Cozzi - Sernagiotto	AF Corse	16:01:36.414	1:52.024
195	1	5 Jedlinski - Korzeniowski	Olimp Racing	16:03:02.374	1:52.549

The Stewards:





Autodromo Int. do Algarve
International GT Open
Free Practice - 2
Track Limit



The Stewards, having received a report from Race Director, have considered the following matter and determine the following:

Session Free Practice - 2

Fact The cars below did not use the track

Infringement Breach of Appendix L Chapter IV Article 2 c) of the FIA International Sporting Code and Article 19.4/19.5 of the International GT Open Sporting Regulations.

Decision Deletion of the lap times shown in accordance with Article 12.4.1.e of the FIA International Sporting Code.

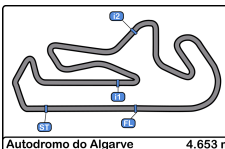
Note

- Certain decisions of the Stewards, in accordance with Article 15 of the FIA International Sporting Code.
- These penalties are not subject to appeal Article.12.3.4 of the FIA International Sporting Code and Article 16.5 of the International GT Open Sporting Regulations.
- According to Article.12.3.3.b of the FIA International Sporting Code these decisions becomes immediately binding even in case of an appeal.

Ord	Turn	Nº Driver	Entrant/Team	Time of Day	Lap Time
196	1	17 Menchaca - Siebert	Team Motopark	16:03:06.600	1:51.644
197	1	95 Strömsted - Ikin	Team Motopark	16:03:18.008	1:47.684
198	1	54 Müller - Mettler	CBRX by SPS	16:03:53.974	1:43.375
199	4	108 Naran - Jackson	Vimana by GetSpeed	16:04:38.689	1:44.954
200	1	61 Saada - Grunewald	AF Corse	16:05:30.286	1:47.345
201	1	54 Müller - Mettler	CBRX by SPS	16:05:38.504	1:44.530
202	1	96 Dunner - Bateman	Team Motopark	16:05:41.170	1:43.467
203	4	5 Jedlinski - Korzeniowski	Olimp Racing	16:06:47.786	1:52.978
204	1	95 Strömsted - Ikin	Team Motopark	16:06:49.051	1:46.411
205	4	9 Bartone - Schiller	GetSpeed	16:07:05.383	1:44.390
206	4	23 Haugen - Ruberti	Pellin Racing	16:07:09.396	1:53.824
207	1	69 Blanchemain - Pla	Scuderia Villorba Corse	16:07:15.472	2:04.860
208	1	777 Jedlinski - Basz	Olimp Racing	16:07:48.863	1:44.540
209	0	15 Bergström - Menzel	Car Collection Motorsport	16:08:28.307	1:52.109
210	0	25 Cozzi - Sernagiotto	AF Corse	16:08:31.043	1:44.571
211	0	95 Strömsted - Ikin	Team Motopark	16:08:52.667	2:03.616
212	0	27 Pulcini - Cheever III	Spirit of Race	16:08:55.543	1:59.598
213	0	12 Hash - Fontana	Car Collection Motorsport	16:09:07.429	2:18.582
214	0	5 Jedlinski - Korzeniowski	Olimp Racing	16:09:09.532	2:21.746
215	0	6 Pierburg - Walker	GetSpeed	16:09:11.381	3:34.272
216	0	9 Bartone - Schiller	GetSpeed	16:09:15.196	2:09.813
217	1	61 Saada - Grunewald	AF Corse	16:09:41.935	2:25.222
218	4	55 De Meeus - Stanley	AF Corse	16:09:43.245	3:41.423
219	0	54 Müller - Mettler	CBRX by SPS	16:09:46.834	2:24.094
220	4	88 Forgione - Rugolo	Spirit of Race	16:09:48.978	2:21.942
221	0	20 Baumann - Pitamber	SPS Automotive Performance	16:10:04.114	2:34.649
222	0	7 Mardini - van der Helm	Car Collection Motorsport	16:10:18.860	2:42.721
223	0	24 Borodin - Webb	Greystone GT	16:10:29.815	5:53.363
224	4	17 Menchaca - Siebert	Team Motopark	16:10:30.953	4:04.713
225	0	1 Reicher - Haase	Eastalent Racing	16:10:32.343	2:46.864
226	1	51 Marinangeli - Abril	Spirit of Race	16:10:35.667	2:48.608
227	4	777 Jedlinski - Basz	Olimp Racing	16:10:37.895	2:49.032
228	0	66 Proctor - Proctor	Greystone GT	16:11:12.154	3:06.014
229	0	108 Naran - Jackson	Vimana by GetSpeed	16:11:13.300	3:05.118
230	0	63 Ineichen - Pulcini	Oregon Team	16:11:20.609	3:08.152
231	0	786 Kiki - Osieka	GetSpeed	16:11:21.841	3:55.322
232	0	15 Bergström - Menzel	Car Collection Motorsport	16:11:57.817	3:29.510
233	0	25 Cozzi - Sernagiotto	AF Corse	16:11:59.978	3:28.935
234	0	96 Dunner - Bateman	Team Motopark	16:12:17.850	4:47.787

The Stewards:





Autodromo Int. do Algarve
International GT Open
Free Practice - 2
Provisional Results by Category



Autodromo do Algarve 4.653 m.

PRO																
Cls	Nº	Entrant/Team	Nat	Driver 1	Nat	Driver 2	Nat	Vehicle	Cat	Cls	Laps	Best	Time	Gap	Interval	Km/h
1	9	GetSpeed	CHE DEU	Anthony Bartone	USA	Fabian Schiller	DEU	Mercedes AMG GT3 EVO	PRO	1	23	2	1:42.032			164.1
2	51	Spirit of Race	CHE	Nicola Marinangeli	ITA	Vicent Abril	FRA	Ferrari 296 GT3	PRO	2	24	3	1:42.276	0.244	0.244	163.7
3	77	AlManar Racing by GetSpeed	CHE	Al Faisal Al Zubair	OMN	Mikaël Grenier	CND	Mercedes AMG GT3 EVO	PRO	3	27	10	1:42.630	0.598	0.354	163.2
4	20	SPS Automotive Performance	DEU	Dominik Baumann	AUT	Mikael Pitamber	ZAF	Mercedes AMG GT3 EVO	PRO	4	26	4	1:42.925	0.893	0.295	162.7
5	96	Team Motopark	DEU	Lukas Dunner	AUT	Charles Bateman	GBR	Mercedes AMG GT3 EVO	PRO	5	27	18	1:43.019	0.987	0.094	162.5
6	15	Car Collection Motorsport	DEU	Gustav Bergström	SWE	Nico Menzel	DEU	Porsche 911 GT3 R (992)	PRO	6	25	9	1:43.148	1.116	0.129	162.3
7	1	Eastalent Racing	AUT	Simon Reicher	AUT	Christopher Haase	DEU	Audi R8 LMS GT3 Evo II	PRO	7	24	23	1:43.184	1.152	0.036	162.3
8	17	Team Motopark	DEU	Diego Menchaca	MEX	Marcos Siebert	ARG	Mercedes AMG GT3 EVO	PRO	8	21	14	1:43.198	1.166	0.014	162.3
9	10	Oregon Team	ITA	Alessio Deledda	ITA	Jordan Pepper	ZAF	Lamborghini Huracan GT3 EVO2	PRO	9	26	25	1:43.368	1.336	0.170	162.0
10	19	Oregon Team	ITA	Marzio Moretti	ITA	Artem Petrov	ISR	Lamborghini Huracan GT3 EVO2	PRO	10	17	15	1:44.347	2.315	0.979	160.5
11	63	Oregon Team	ITA	Rolf Ineichen	CHE	Leonardo Pulcini	ITA	Lamborghini Huracan GT3 EVO2	PRO	11	17	12	1:52.135	10.103	7.788	149.3

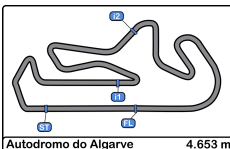
PROAM																
Cls	Nº	Entrant/Team	Nat	Driver 1	Nat	Driver 2	Nat	Vehicle	Cat	Cls	Laps	Best	Time	Gap	Interval	Km/h
1	95	Team Motopark	DEU	Morten Strömsted	DNK	Thomas Ikin	GBR	Mercedes AMG GT3 EVO	PROAM	1	24	2	1:42.555			163.3
2	54	CBRX by SPS	DEU	Dexter Müller	CHE	Yannick Mettler	CHE	Mercedes AMG GT3 EVO	PROAM	2	26	3	1:42.630	0.075	0.075	163.2
3	27	Spirit of Race	CHE	Marco Pulcini	ITA	Eddie Cheever III	ITA	Ferrari 296 GT3	PROAM	3	26	3	1:42.639	0.084	0.009	163.2
4	777	Olimp Racing	POL	Marcin Jedlinski	POL	Karol Basz	POL	Audi R8 LMS GT3 Evo II	PROAM	4	29	4	1:42.652	0.097	0.013	163.1
5	12	Car Collection Motorsport	DEU	Hash	USA	Alex Fontana	CHE	Porsche 911 GT3 R (992)	PROAM	5	27	7	1:42.652	0.097	0.000	163.1
6	11	racing one	DEU	Ernst Kirchmayr	AUT	Luca Ludwig	DEU	Ferrari 296 GT3	PROAM	6	20	2	1:42.746	0.191	0.094	163.0
7	88	Spirit of Race	CHE	Gino Forgione	CHE	Michele Rugolo	ITA	Ferrari 296 GT3	PROAM	7	19	3	1:42.911	0.356	0.165	162.7
8	24	Greystone GT	GBR	Andrey Borodin	IND	Oliver Webb	GBR	McLaren 720s GT3 Evo	PROAM	8	25	23	1:42.937	0.382	0.026	162.7
9	16	AF Corse	ITA	Marcelo Hahn	BRA	Allam Khodair	BRA	Ferrari 296 GT3	PROAM	9	22	5	1:42.943	0.388	0.006	162.7
10	66	Greystone GT	GBR	Stewart Proctor	GBR	Lewis Proctor	GBR	McLaren 720s GT3	PROAM	10	28	14	1:43.194	0.639	0.251	162.3
11	61	AF Corse	ITA	Jean-Claude Saada	USA	Conrad Grunewald	USA	Ferrari 296 GT3	PROAM	11	27	19	1:43.444	0.889	0.250	161.9
12	55	AF Corse	ITA	Laurent De Meeus	BEL	Jamie Stanley	GBR	Ferrari 488 GT3 MY 2020	PROAM	12	25	23	1:43.444	0.889	0.000	161.9
13	25	AF Corse	ITA	Alessandro Cozzi	ITA	Giorgio Sernagiotto	ITA	Ferrari 296 GT3	PROAM	13	24	4	1:43.488	0.933	0.044	161.8
14	6	GetSpeed	DEU	Valentin Pierburg	DEU	Aaron Walker	GBR	Mercedes AMG GT3 EVO	PROAM	14	26	22	1:43.672	1.117	0.184	161.5
15	75	ISR Racing	CZE	Filip Salaquarda	CZE	Libor Milota	CZE	Audi R8 LMS GT3 Evo II	PROAM	15	13	5	1:43.817	1.262	0.145	161.3
16	23	Pellin Racing	ITA	Thor Haugen	USA	Paolo Ruberti	ITA	Ferrari 488 GT3 2020	PROAM	16	16	3	1:43.835	1.280	0.018	161.3
17	69	Scuderia Villorba Corse	ITA	Michael Blanchemain	FRA	Jim Pla	FRA	Mercedes AMG GT3 EVO	PROAM	17	28	3	1:43.905	1.350	0.070	161.2
18	7	Car Collection Motorsport	DEU	Bashar Mardini	CAN	Tijmen van der Helm	NLD	Porsche 911 GT3 R (992)	PROAM	18	29	2	1:43.906	1.351	0.001	161.2
19	108	Vimana by GetSpeed	DEU	Ameerh Naran	CHE	Tom Jackson	GBR	Mercedes AMG GT3 EVO	PROAM	19	30	28	1:44.434	1.879	0.528	160.3

Published at:.....

Track Temp: 26.8 °C Air Temp: 18.3 °C Humidity: 59 % Track Status: WET

Race Director:	Alessandro Ferrari ACI DGA 392080	Timekeeper:	Luis Garcia JOB-2654-ESP/M
-----------------------	--------------------------------------	--------------------	-----------------------------------





Autodromo Int. do Algarve
International GT Open
Free Practice - 2
Provisional Results by Category



AM																
Cls	Nº	Entrant/Team	Nat	Driver 1	Nat	Driver 2	Nat	Vehicle	Cat	Cls	Laps	Best	Time	Gap	Interval	Km/h
1	65	Team Motopark	DEU	Heiko Neumann	DEU	Timo Rumpfkeil	DEU	Mercedes AMG GT3 EVO	AM	1	25	14	1:43.405			161.9
2	786	GetSpeed	DEU	Kiki Sak Nana	DEU	Adam Osieka	DEU	Mercedes AMG GT3 EVO	AM	2	26	20	1:44.617	1.212	1.212	160.1
3	8	Il Barone Rampante	ITA	Giuseppe Cipriani	ITA			Lamborghini Huracan GT3 EVO	AM	3	11	7	1:45.456	2.051	0.839	158.8
4	5	Olimp Racing	POL	Stanislaw Jedlinski	POL	Krystian Korzeniowski	POL	Ferrari 296 GT3	AM	4	21	19	1:52.434	9.029	6.978	148.9

*** PENALTIES**

- 1' STOP AND GO - CAR 63 - TRACK LIMITS - TO BE PERFORMED AT PIT EXIT
 - 1' STOP AND GO - CAR 25 - TRACK LIMITS - TO BE PERFORMED AT PIT EXIT
 - 1' STOP AND GO - CAR 19 - TRACK LIMITS - TO BE PERFORMED AT PIT EXIT
 - 1' STOP AND GO - CAR 10 - TRACK LIMITS - TO BE PERFORMED AT PIT EXIT
 - 1' STOP AND GO - CAR 65 - TRACK LIMITS - TO BE PERFORMED AT PIT EXIT
 - 1' STOP AND GO - CAR 27 - TRACK LIMITS - TO BE PERFORMED AT PIT EXIT
 - 1' STOP AND GO - CAR 6 - TRACK LIMITS - TO BE PERFORMED AT PIT EXIT
 - 1' STOP AND GO - CAR 19 - TRACK LIMITS - TO BE PERFORMED AT PIT EXIT
 - 1' STOP AND GO - CAR 69 - TRACK LIMITS - TO BE PERFORMED AT PIT EXIT
 - 1' STOP AND GO - CAR 17, 10, 9 AND 61 - TRACK LIMITS - TO BE PERFORMED AT PIT EXIT
 - 1' STOP AND GO - CAR 12, 777, 77, 96 - TRACK LIMITS - TO BE PERFORMED AT PIT EXIT
 - 1' STOP AND GO - CAR 12, 777, 77, 96 - TRACK LIMITS - TO BE PERFORMED AT PIT EXIT
- TEAM MANAGER TEAM MOTOPARK REPORT TO RACE CONTROL IMMEDIATELY

Published at:.....

Track Temp: **26.8 °C** Air Temp: **18.3 °C** Humidity: **59 %** Track Status: **WET**

Race Director:

Alessandro Ferrari

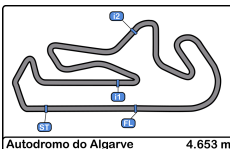
ACI DGA 392080

Timekeeper:

Luis Garcia

JOB-2654-ESP/M





Autodromo Int. do Algarve
International GT Open
Free Practice - 2
Provisional Results by Class



International GT Open																
Cls	Nº	Entrant/Team	Nat	Driver 1	Nat	Driver 2	Nat	Vehicle	Cat	Cls	Laps	Best	Time	Gap	Interval	Km/h
1	9	GetSpeed	DEU	Anthony Bartone	USA	Fabian Schiller	DEU	Mercedes AMG GT3 EVO	GT3	1	23	2	1:42.032			164.1
2	51	Spirit of Race	CHE	Nicola Marinangeli	ITA	Vicent Abril	FRA	Ferrari 296 GT3	GT3	2	24	3	1:42.276	0.244	0.244	163.7
3	95	Team Motopark	DEU	Morten Strömsted	DNK	Thomas Ikin	GBR	Mercedes AMG GT3 EVO	GT3	3	24	2	1:42.555	0.523	0.279	163.3
4	54	CBRX by SPS	CHE	Dexter Müller	CHE	Yannick Mettler	CHE	Mercedes AMG GT3 EVO	GT3	4	26	3	1:42.630	0.598	0.075	163.2
5	77	AlManar Racing by GetSpeed	OMN	Al Faisal Al Zubair	OMN	Mikaël Grenier	CND	Mercedes AMG GT3 EVO	GT3	5	27	10	1:42.630	0.598	0.000	163.2
6	27	Spirit of Race	CHE	Marco Pulcini	ITA	Eddie Cheever III	ITA	Ferrari 296 GT3	GT3	6	26	3	1:42.639	0.607	0.009	163.2
7	777	Olimp Racing	POL	Marcin Jedlinski	POL	Karol Basz	POL	Audi R8 LMS GT3 Evo II	GT3	7	29	4	1:42.652	0.620	0.013	163.1
8	12	Car Collection Motorsport	DEU	Hash	USA	Alex Fontana	CHE	Porsche 911 GT3 R (992)	GT3	8	27	7	1:42.652	0.620	0.000	163.1
9	11	racing one	DEU	Ernst Kirchmayr	AUT	Luca Ludwig	DEU	Ferrari 296 GT3	GT3	9	20	2	1:42.746	0.714	0.094	163.0
10	88	Spirit of Race	CHE	Gino Forgione	CHE	Michele Rugolo	ITA	Ferrari 296 GT3	GT3	10	19	3	1:42.911	0.879	0.165	162.7
11	20	SPS Automotive Performance	DEU	Dominik Baumann	AUT	Mikael Pitamber	ZAF	Mercedes AMG GT3 EVO	GT3	11	26	4	1:42.925	0.893	0.014	162.7
12	24	Greystone GT	GBR	Andrey Borodin	IND	Oliver Webb	GBR	McLaren 720s GT3 Evo	GT3	12	25	23	1:42.937	0.905	0.012	162.7
13	16	AF Corse	ITA	Marcelo Hahn	BRA	Allam Khodair	BRA	Ferrari 296 GT3	GT3	13	22	5	1:42.943	0.911	0.006	162.7
14	96	Team Motopark	DEU	Lukas Dunner	AUT	Charles Bateman	GBR	Mercedes AMG GT3 EVO	GT3	14	27	18	1:43.019	0.987	0.076	162.5
15	15	Car Collection Motorsport	DEU	Gustav Bergström	SWE	Nico Menzel	DEU	Porsche 911 GT3 R (992)	GT3	15	25	9	1:43.148	1.116	0.129	162.3
16	1	Eastalent Racing	AUT	Simon Reicher	AUT	Christopher Haase	DEU	Audi R8 LMS GT3 Evo II	GT3	16	24	23	1:43.184	1.152	0.036	162.3
17	66	Greystone GT	GBR	Stewart Proctor	GBR	Lewis Proctor	GBR	McLaren 720s GT3	GT3	17	28	14	1:43.194	1.162	0.010	162.3
18	17	Team Motopark	DEU	Diego Menchaca	MEX	Marcos Siebert	ARG	Mercedes AMG GT3 EVO	GT3	18	21	14	1:43.198	1.166	0.004	162.3
19	10	Oregon Team	ITA	Alessio Deledda	ITA	Jordan Pepper	ZAF	Lamborghini Huracan GT3 EVO2	GT3	19	26	25	1:43.368	1.336	0.170	162.0
20	65	Team Motopark	DEU	Heiko Neumann	DEU	Timo Rumpfkeil	DEU	Mercedes AMG GT3 EVO	GT3	20	25	14	1:43.405	1.373	0.037	161.9
21	61	AF Corse	ITA	Jean-Claude Saada	USA	Conrad Grunewald	USA	Ferrari 296 GT3	GT3	21	27	19	1:43.444	1.412	0.039	161.9
22	55	AF Corse	ITA	Laurent De Meeus	BEL	Jamie Stanley	GBR	Ferrari 488 GT3 MY 2020	GT3	22	25	23	1:43.444	1.412	0.000	161.9
23	25	AF Corse	ITA	Alessandro Cozzi	ITA	Giorgio Sernagiotto	ITA	Ferrari 296 GT3	GT3	23	24	4	1:43.488	1.456	0.044	161.8
24	6	GetSpeed	DEU	Valentin Pierburg	DEU	Aaron Walker	GBR	Mercedes AMG GT3 EVO	GT3	24	26	22	1:43.672	1.640	0.184	161.5
25	75	ISR Racing	CZE	Filip Salaquarda	CZE	Libor Milota	CZE	Audi R8 LMS GT3 Evo II	GT3	25	13	5	1:43.817	1.785	0.145	161.3
26	23	Pellin Racing	ITA	Thor Haugen	USA	Paolo Ruberti	ITA	Ferrari 488 GT3 2020	GT3	26	16	3	1:43.835	1.803	0.018	161.3
27	69	Scuderia Villorba Corse	ITA	Michael Blanchemain	FRA	Jim Pla	FRA	Mercedes AMG GT3 EVO	GT3	27	28	3	1:43.905	1.873	0.070	161.2
28	7	Car Collection Motorsport	DEU	Bashar Mardini	CAN	Tijmen van der Helm	NLD	Porsche 911 GT3 R (992)	GT3	28	29	2	1:43.906	1.874	0.001	161.2
29	19	Oregon Team	ITA	Marzio Moretti	ITA	Artem Petrov	ISR	Lamborghini Huracan GT3 EVO2	GT3	29	17	15	1:44.347	2.315	0.441	160.5
30	108	Vimana by GetSpeed	DEU	Ameerh Naran	ZWE	Tom Jackson	GBR	Mercedes AMG GT3 EVO	GT3	30	30	28	1:44.434	2.402	0.087	160.3
31	786	GetSpeed	DEU	Kiki Sak Nana	THA	Adam Osieka	DEU	Mercedes AMG GT3 EVO	GT3	31	26	20	1:44.617	2.585	0.183	160.1
32	8	Il Barone Rampante	ITA	Giuseppe Cipriani	ITA		ITA	Lamborghini Huracan GT3 EVO	GT3	32	11	7	1:45.456	3.424	0.839	158.8

Published at:.....

Track Temp: 26.8 °C Air Temp: 18.3 °C Humidity: 59 % Track Status: WET

Race Director:


Alessandro Ferrari

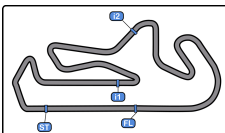
ACI DGA 392080

Timekeeper:

Luis Garcia

JOB-2654-ESP/M





Autodromo Int. do Algarve
International GT Open
Free Practice - 2
Provisional Results by Class



Autodromo do Algarve 4.653 m.

International GT Open																
Cls	Nº	Entrant/Team	Nat	Driver 1	Nat	Driver 2	Nat	Vehicle	Cat	Cls	Laps	Best	Time	Gap	Interval	Km/h
33	63	Oregon Team	ITA	Rolf Ineichen	CHE	Leonardo Pulcini	ITA	Lamborghini Huracan GT3 EVO2	GT3	33	17	12	1:52.135	10.103	6.679	149.3
34	5	Olimp Racing	POL	Stanislaw Jedlinski	POL	Krystian Korzeniowski	POL	Ferrari 296 GT3	GT3	34	21	19	1:52.434	10.402	0.299	148.9

*** PENALTIES**

- 1' STOP AND GO - CAR 63 - TRACK LIMITS - TO BE PERFORMED AT PIT EXIT
 - 1' STOP AND GO - CAR 25 - TRACK LIMITS - TO BE PERFORMED AT PIT EXIT
 - 1' STOP AND GO - CAR 19 - TRACK LIMITS - TO BE PERFORMED AT PIT EXIT
 - 1' STOP AND GO - CAR 10 - TRACK LIMITS - TO BE PERFORMED AT PIT EXIT
 - 1' STOP AND GO - CAR 65 - TRACK LIMITS - TO BE PERFORMED AT PIT EXIT
 - 1' STOP AND GO - CAR 27 - TRACK LIMITS - TO BE PERFORMED AT PIT EXIT
 - 1' STOP AND GO - CAR 6 - TRACK LIMITS - TO BE PERFORMED AT PIT EXIT
 - 1' STOP AND GO - CAR 19 - TRACK LIMITS - TO BE PERFORMED AT PIT EXIT
 - 1' STOP AND GO - CAR 69 - TRACK LIMITS - TO BE PERFORMED AT PIT EXIT
 - 1' STOP AND GO - CAR 17, 10, 9 AND 61 - TRACK LIMITS - TO BE PERFORMED AT PIT EXIT
 - 1' STOP AND GO - CAR 12, 777, 77, 96 - TRACK LIMITS - TO BE PERFORMED AT PIT EXIT
 - 1' STOP AND GO - CAR 12, 777, 77, 96 - TRACK LIMITS - TO BE PERFORMED AT PIT EXIT
- TEAM MANAGER TEAM MOTOPARK REPORT TO RACE CONTROL IMMEDIATELY

Published at:.....

Track Temp: 26.8 °C Air Temp: 18.3 °C Humidity: 59 % Track Status: WET

Race Director:

Alessandro Ferrari

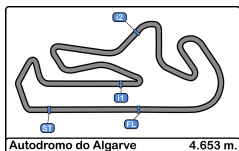
ACI DGA 392080

Timekeeper:

Luis Garcia

JOB-2654-ESP/M





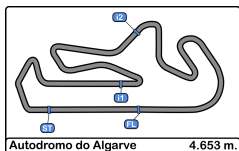
Autodromo Int. do Algarve
International GT Open
Free Practice - 2
Lap Analysis



1 Simon Reicher Audi R8 LMS GT3 Evo II							6 Valentin Pierburg Mercedes AMG GT3 EVO								
PRO Christopher Haase			Eastalent Racing				PROAM Aaron Walker			GetSpeed					
Lap	D	Time	Sector 1	Sector 2	Sector 3	T. Spd	Elapsed	Lap	D	Time	Sector 1	Sector 2	Sector 3	T. Spd	Elapsed
1		15:17:01.603	15:15:48.524	33.105	39.974		15:17:01.603	1		15:14:09.473	15:12:51.024	34.577	43.872		15:14:09.473
2		1:44.462	32.851	31.910	39.701	258.3	15:18:46.065	2		1:47.658	32.777	32.195	42.686	255.9	15:15:57.131
3		1:44.927	32.959	31.978	39.990	260.8	15:20:30.992	3		1:44.262	32.958	32.111	39.193	255.9	15:17:41.393
4		1:43.582	32.300	31.793	39.489	260.2	15:22:14.574	4		1:44.025	32.537	31.970	39.518	257.1	15:19:25.418
5		1:44.127	32.574	31.731	39.822	261.5	15:23:58.701	5		1:43.946	32.585	31.929	39.432	255.3	15:21:09.364
6		1:44.159	32.773	31.680	39.706	264.7	15:25:42.860	6		1:43.870	32.564	32.006	39.300	256.5	15:22:53.234
7		1:49.574 P	32.376	31.888	45.310	261.5	15:27:32.434	7		1:44.352	32.556	32.119	39.677	257.7	15:24:37.586
8		4:45.616	3:33.215	32.349	40.052		15:32:18.050	8		1:51.554 P	32.872	32.258	46.424	256.5	15:26:29.140
9		1:44.793	32.991	31.937	39.865	260.8	15:34:02.843	9		4:59.207	3:45.376	33.283	40.548		15:31:28.347
10		1:44.410	32.493	32.070	39.847	260.8	15:35:47.253	10		1:48.569	33.547	34.325	40.697	256.5	15:33:16.916
11		1:44.855	32.602	32.253	40.000	260.8	15:37:32.108	11		1:46.084	33.183	32.822	40.076	255.9	15:35:02.997
12		1:44.426	32.634	31.912	39.880	260.2	15:39:16.534	12		1:45.752	32.919	32.853	39.980	256.5	15:36:48.749
13		1:49.681 P	32.621	32.085	44.975	262.7	15:41:06.215	13		1:45.753	33.218	32.579	39.956	255.9	15:38:34.502
14		9:08.888	7:55.788	32.671	40.429		15:50:15.103	14		1:45.477	33.050	32.379	40.048	255.9	15:40:19.979
15		1:45.172	32.943	32.164	40.065	258.3	15:52:00.275	15		1:45.344	33.062	32.528	39.751	257.1	15:42:05.320
16		1:44.799	33.009	32.062	39.728	260.8	15:53:45.074	16		1:52.189 P	32.932	32.944	46.313	258.3	15:43:57.509
17		1:44.844	32.729	31.989	40.126	262.7	15:55:29.918	17		3:24.406 P	2:03.876	32.756	47.774		15:47:21.915
18		1:45.320	32.765	32.570	39.985	264.0	15:57:15.238	18		4:29.127	3:16.260	32.724	40.143		15:51:51.042
19		1:52.864 P	33.928	33.302	45.634	263.4	15:59:08.102	19		1:45.125	33.242	32.085	39.798	255.3	15:53:36.167
20		3:26.783	2:10.964	32.930	42.889		16:02:34.885	20		1:45.676	32.896	32.132	40.648	257.1	15:55:21.843
21		1:44.073	32.545		2:26.962	261.5	16:04:18.958	21		1:45.452	33.330	32.486	39.636	254.7	15:57:07.295
22		1:43.337	32.187		4:10.299	263.4	16:06:02.295	22		1:43.672	32.485	31.808	39.379	258.3	15:58:50.967
23		1:43.184	32.186		5:53.483	263.4	16:07:45.479	23		1:48.979	32.340	32.758	43.881	258.3	16:00:39.946
24		2:46.864 P	32.276	57.203	1:17.385	262.7	16:10:32.343	24		1:50.065 P	32.593	32.442	45.030	258.3	16:02:30.011

5 Stanislaw Jedlinski Ferrari 296 GT3							
AM Krystian Korzeniowski			Olimp Racing				
Lap	D	Time	Sector 1	Sector 2	Sector 3	T. Spd	Elapsed
1		15:12:25.263 P	15:10:51.304	32.821	1:01.138		15:12:25.263
2		12:19.770 P	10:49.913	37.475	52.382		15:24:45.033
3		7:28.479	6:09.379	36.736	42.364		15:32:13.512
4		1:51.989	35.956	34.540	41.493	239.4	15:34:05.501
5		1:52.965 P	33.077	34.338	45.550	257.1	15:35:58.466
6		4:00.469	2:43.327	35.407	41.725		15:39:58.925
7		1:58.211	36.589	34.201	47.421	255.9	15:41:57.136
8		1:52.530	35.057	34.878	42.595	251.1	15:43:49.666
9		1:53.173	34.907	36.093	42.173	254.1	15:45:42.839
10		1:54.421	34.816	35.004	44.601	254.1	15:47:37.260
11		1:57.238	35.485	35.582	46.171	250.5	15:49:34.498
12		1:58.179	36.605	36.352	45.222	242.1	15:51:32.677
13		1:54.203	35.064	35.488	43.651	252.9	15:53:26.880
14		1:52.802	34.828	35.538	42.436	252.3	15:55:19.682
15		1:53.463	34.962	35.377	43.124	255.3	15:57:13.145
16		1:59.825	35.500	39.840	44.485	257.1	15:59:12.970
17		1:56.855	34.958	38.505	43.392	254.7	16:01:09.825
18		1:52.549	35.042	34.547	42.960	252.9	16:03:02.374
19		1:52.434	35.295	34.963	42.176	252.9	16:04:54.808
20		1:52.978	34.565	34.705	43.708	257.1	16:06:47.786
21		2:21.746 P	35.180	36.944	1:09.622	254.7	16:09:09.532





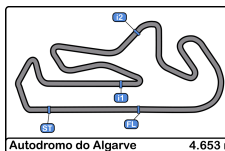
Autodromo Int. do Algarve
International GT Open
Free Practice - 2
Lap Analysis



7							9								
Bashar Mardini							Anthony Bartone								
Porsche 911 GT3 R (992)							Mercedes AMG GT3 EVO								
PROAM							PRO								
Tijmen van der Helm							Fabian Schiller								
Car Collection Motorsport							GetSpeed								
Lap	D	Time	Sector 1	Sector 2	Sector 3	T. Spd	Elapsed	Lap	D	Time	Sector 1	Sector 2	Sector 3	T. Spd	Elapsed
1		15:12:12.191	15:10:49.183	33.518	49.490		15:12:12.191	1		15:16:40.151	15:15:21.399	37.996	40.756		15:16:40.151
2		1:43.906	32.720	32.144	39.042	257.1	15:13:56.097	2		1:42.032	31.962	31.509	38.561	259.6	15:18:22.183
3		1:52.809	33.194	34.674	44.941	258.9	15:15:48.906	3		1:46.484	32.121	33.281	41.082	261.5	15:20:08.667
4		1:46.057	32.936	32.550	40.571	256.5	15:17:34.963	4		1:42.700	31.848	31.850	39.002	260.2	15:21:51.367
5		1:44.373	32.773	32.358	39.242	257.7	15:19:19.336	5		1:40.606 P	32.811	31.987	44.808	260.8	15:23:40.973
6		1:46.148	33.996	32.601	39.551	232.7	15:21:05.484	6		3:52.965	2:40.971	32.415	39.579		15:27:33.938
7		1:43.934	32.565	32.232	39.137	258.9	15:22:49.418	7		1:43.765	32.322	32.316	39.127	259.6	15:29:17.703
8		1:53.758 P	32.554	32.772	48.432	260.8	15:24:43.176	8		1:44.302	32.776	32.426	39.100	261.5	15:31:02.005
9		4:49.573	3:30.772	34.642	44.159		15:29:32.749	9		1:44.134	32.499	32.448	39.187	260.2	15:32:46.139
10		1:47.187	34.161	32.925	40.101	257.7	15:31:19.936	10		1:43.930	32.596	32.143	39.191	260.2	15:34:30.069
11		1:45.364	33.103	32.709	39.552	258.3	15:33:05.300	11		1:51.903 P	32.357	32.001	47.545	261.5	15:36:21.972
12		1:44.630	32.684	32.620	39.326	258.3	15:34:49.930	12		10:22.294	9:10.167	32.707	39.420		15:46:44.266
13		1:56.277 P	33.060	33.961	49.256	259.6	15:36:46.207	13		1:44.542	32.567	32.221	39.724	258.3	15:48:28.778
14		4:21.231	3:05.734	33.342	42.155		15:41:07.438	14		1:44.099	32.335		2:23.823	259.6	15:50:12.877
15		1:47.181	33.447	33.725	40.009	257.7	15:42:54.619	15		1:43.311	32.330	32.048	38.933	258.9	15:51:56.188
16		1:45.366	33.002	32.702	39.662	260.2	15:44:39.985	16		1:42.535	32.018	31.726	38.791	260.8	15:53:38.723
17		1:44.886	32.917	32.581	39.388	257.7	15:46:24.871	17		1:48.194 P	32.316	31.785	44.093	262.7	15:55:26.917
18		1:53.140 P	32.478	32.443	48.219	259.6	15:48:18.011	18		4:40.419	3:28.357	32.508	39.554		16:00:07.336
19		3:05.971	1:49.968	33.653	42.350		15:51:23.982	19		1:45.206	33.420	32.267	39.519	259.6	16:01:52.542
20		1:47.902	33.574	33.475	40.853	255.3	15:53:11.884	20		1:44.220	32.652	32.312	39.256	258.9	16:03:36.762
21		1:47.420	33.517	33.295	40.608	255.9	15:54:59.304	21		1:44.231	32.463	32.082	39.686	260.2	16:05:20.993
22		1:47.136	33.356	33.224	40.556	256.5	15:56:46.440	22		1:44.390	32.586	32.191	39.613	260.2	16:07:05.383
23		1:47.233	33.384	33.169	40.680	257.7	15:58:33.673	23		2:00.843 P	32.450	32.058	1:05.305	258.9	16:09:15.196
24		1:46.813	33.528	32.898	40.387	256.5	16:00:20.486								
25		1:46.557	33.212	32.958	40.387	257.7	16:02:07.043								
26		1:46.421	33.276	32.853	40.292	256.5	16:03:53.464								
27		1:50.898	34.277	33.342	43.279	258.3	16:05:44.362								
28		1:51.777	34.337	33.533	43.907	255.9	16:07:36.139								
29		2:42.724 P	33.510	50.618	1:18.593	255.9	16:10:18.860								

8							10								
Giuseppe Cipriani							Alessio Deledda								
Lamborghini Huracan GT3 EVO							Lamborghini Huracan GT3 EVO2								
AM							PRO								
Il Barone Rampante							Jordan Pepper								
Oregon Team															
Lap	D	Time	Sector 1	Sector 2	Sector 3	T. Spd	Elapsed	Lap	D	Time	Sector 1	Sector 2	Sector 3	T. Spd	Elapsed
1		15:30:37.563	15:29:23.864		15:30:37.563		15:30:37.563	1		15:12:29.379	15:11:06.461	36.397	46.521		15:12:29.379
2		1:50.663	35.003		15:32:28.226	254.1	15:32:28.226	2		1:47.879	34.605	32.978	40.296	255.9	15:14:17.258
3		1:46.344	33.500		15:34:14.570		15:34:14.570	3		1:46.390	32.977	32.525	39.888	257.1	15:16:02.648
4		1:46.733	33.259		15:36:01.303		15:36:01.303	4		1:45.352	32.644	32.774	39.934	258.3	15:17:48.000
5		1:45.564	33.277		15:37:46.864	254.7	15:37:46.864	5		1:44.649	32.790	32.209	39.650	258.3	15:19:32.649
6		1:45.687			15:39:32.551	254.1	15:39:32.551	6		1:50.653 P	32.646	32.455	45.552	259.6	15:21:23.302
7		1:45.456	33.097		15:41:18.007	259.6	15:41:18.007	7		2:56.620	1:42.077	33.408	41.135		15:24:19.922
8		1:45.571	33.142		15:43:03.578	258.9	15:43:03.578	8		1:47.140	32.878	32.438	41.794	254.7	15:26:07.032
9		1:47.522	33.092		15:44:51.100	256.5	15:44:51.100	9		1:44.649	32.798	32.163	39.658	260.2	15:27:51.651
10		1:46.601	33.366		15:46:37.701	255.9	15:46:37.701	10		1:44.408	32.687	32.195	39.526	262.7	15:29:36.059
11		1:54.659 P	33.190		15:48:32.360	251.1	15:48:32.360	11		1:45.894	33.191	32.653	40.050	262.1	15:31:21.953
								12		1:44.474	32.605		2:24.521	260.2	15:33:06.424
								13		1:52.702 P	32.615	32.360	47.727	261.5	15:34:59.126
								14		5:49.768	4:37.156	32.520	40.092		15:40:48.894
								15		1:43.869	32.398		2:23.961	258.9	15:42:32.763
								16		1:43.384	32.486	31.826	39.072	260.2	15:44:16.147
								17		1:46.837	32.424	31.785	42.628	261.5	15:46:02.984
								18		1:43.452	32.315	31.719	39.418	261.5	15:47:46.436
								19		1:46.003	32.186	31.757	42.060	261.5	15:49:32.439
								20		1:43.628	32.493	31.903	39.232	260.2	15:51:16.067
								21		1:49.614 P	32.242	32.018	45.354	259.6	15:53:05.681
								22		3:27.940 P	2:10.409	33.069	44.462		15:56:33.621
								23		3:06.222	1:53.462	31.935	40.825		15:59:39.843
								24		1:45.408	33.868		2:26.233	262.1	16:01:25.251
								25		1:43.368	32.281	31.831	39.256	259.6	16:03:08.619
								26		1:53.570 P	36.486	32.791	44.293	261.5	16:05:02.189





Autodromo Int. do Algarve
International GT Open
Free Practice - 2
Lap Analysis

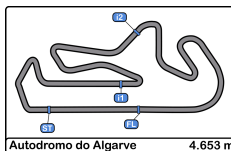


11 Ernst Kirchmayr Ferrari 296 GT3							15 Gustav Bergström Porsche 911 GT3 R (992)								
PROAM Luca Ludwig racing one							PRO Nico Menzel Car Collection Motorsport								
Lap	D	Time	Sector 1	Sector 2	Sector 3	T. Spd	Elapsed	Lap	D	Time	Sector 1	Sector 2	Sector 3	T. Spd	Elapsed
1		15:16:28.404	15:15:14.393	32.565	41.446		15:16:28.404	1		15:12:00.327	15:10:45.418	33.670	41.239		15:12:00.327
2		1:42.746	32.264	31.655	38.827	263.4	15:18:11.150	2		1:44.973	33.289	32.345	39.339	258.9	15:13:45.300
3		1:42.782	32.131	31.639	39.012	264.7	15:19:53.932	3		1:43.969	32.436	32.238	39.295	258.3	15:15:29.269
4		1:42.762	32.048	31.747	38.967	264.0	15:21:36.694	4		1:45.242	32.957	32.749	39.536	257.7	15:17:14.511
5		1:49.885 P	31.968	31.840	46.077	264.7	15:23:26.579	5		1:44.719	32.556	32.642	39.521	258.9	15:18:59.230
6		9:00.112	7:42.995	33.667	43.450		15:32:26.691	6		1:53.154 P	34.446	32.852	45.856	258.3	15:20:52.384
7		1:50.558	37.214	33.123	40.221	264.7	15:34:17.249	7		3:03.278	1:46.473	32.155	44.650		15:23:55.662
8		1:46.594	33.539	32.774	40.281	261.5	15:36:03.843	8		1:43.310	32.513	31.992	38.805	258.3	15:25:38.972
9		1:48.756	33.215	33.015	42.526	262.1	15:37:52.599	9		1:43.148	32.156	32.034	38.958	260.8	15:27:22.120
10		1:46.527	33.274	32.893	40.360	262.1	15:39:39.126	10		1:48.607 P	32.252	31.856	44.499	260.8	15:29:10.727
11		1:46.462	33.141	32.856	40.465	263.4	15:41:25.588	11		10:55.489	9:43.235	32.589	39.665		15:40:06.216
12		1:46.305	33.364	32.666	40.275	262.7	15:43:11.893	12		1:46.222	32.625	32.150	41.447	255.9	15:41:52.438
13		1:46.061	32.839	32.800	40.422	264.7	15:44:57.954	13		1:47.793	32.367	32.218	43.208	256.5	15:43:40.231
14		1:56.705 P	35.487	33.713	47.505	262.1	15:46:54.659	14		1:43.466	32.372	32.163	38.931	258.3	15:45:23.697
15		6:52.585	5:34.255	32.722	45.608		15:53:47.244	15		1:43.365	32.354	32.032	38.979	257.7	15:47:07.062
16		1:43.271	32.311	31.647	39.313	264.7	15:55:30.515	16		1:49.633 P	32.721	32.541	44.371	260.2	15:48:56.695
17		1:48.143	34.018	33.194	40.931	267.3	15:57:18.658	17		7:04.162	5:50.808	33.057	40.297		15:56:00.857
18		1:50.737	32.389		2:31.668	265.3	15:59:09.395	18		1:45.776	32.973	32.642	40.161	257.1	15:57:46.633
19		1:42.966	31.988	31.831	39.147	264.0	16:00:52.361	19		1:45.654	32.838	32.813	40.003	258.3	15:59:32.287
20		1:49.056 P	32.288	31.965	44.803	265.3	16:02:41.417	20		1:45.456	32.763	32.801	39.892	258.3	16:01:17.743

12 Hash Porsche 911 GT3 R (992)							21 Alex Fontana Car Collection Motorsport								
Lap	D	Time	Sector 1	Sector 2	Sector 3	T. Spd	Elapsed	Lap	D	Time	Sector 1	Sector 2	Sector 3	T. Spd	Elapsed
1		15:12:09.943	15:10:49.707	33.175	47.061		15:12:09.943	21		1:45.907	33.224	32.776	39.907	259.6	16:03:03.650
2		1:42.977	32.447	31.908	38.622	260.2	15:13:52.920	22		1:46.932	33.918	32.693	40.321	258.9	16:04:50.582
3		2:00.752	37.360	35.910	47.482	263.4	15:15:53.672	23		1:45.616	32.880	32.694	40.042	258.9	16:06:36.198
4		1:42.801	32.300	32.030	38.471	259.6	15:17:36.473	24		1:52.409	33.027	32.571	46.511	257.7	16:08:28.307
5		1:42.997	32.201	31.993	38.803	260.8	15:19:19.470	25		2:29.540 P	1:12.886	59.837	1:16.787	79.4	16:11:57.817

16 Marcelo Hahn Ferrari 296 GT3							Allam Khodair AF Corse								
Lap	D	Time	Sector 1	Sector 2	Sector 3	T. Spd	Elapsed	Lap	D	Time	Sector 1	Sector 2	Sector 3	T. Spd	Elapsed
1		15:14:36.288	15:13:22.319	34.215	39.754		15:14:36.288	1		15:14:36.288	15:13:22.319	34.215	39.754		15:14:36.288
2		1:45.057	33.298	32.134	39.625	258.9	15:16:21.345	2		1:45.057	33.298	32.134	39.625	258.9	15:16:21.345
3		1:43.466	32.463	31.944	39.059	259.6	15:18:04.811	3		1:43.466	32.463	31.944	39.059	259.6	15:18:04.811
4		1:42.949	32.438	31.770	38.711	261.5	15:19:47.730	4		1:42.949	32.438	31.770	38.711	261.5	15:19:47.730
5		1:42.943	32.189	31.792	38.962	261.5	15:21:30.673	5		1:42.943	32.189	31.792	38.962	261.5	15:21:30.673
6		1:52.385 P	32.192	31.780	48.413	261.5	15:23:23.058	6		1:52.385 P	32.192	31.780	48.413	261.5	15:23:23.058
7		7:07.475	5:50.976	32.711	43.788		15:30:30.533	7		7:07.475	5:50.976	32.711	43.788		15:30:30.533
8		1:46.243	32.528	31.965	41.750	260.2	15:32:16.776	8		1:46.243	32.528	31.965	41.750	260.2	15:32:16.776
9		1:42.553	32.105	31.740	38.708	260.8	15:33:59.329	9		1:42.553	32.105	31.740	38.708	260.8	15:33:59.329
10		1:49.070 P	32.077	31.952	45.041	262.7	15:35:48.399	10		1:49.070 P	32.077	31.952	45.041	262.7	15:35:48.399
11		1:26.578	3:12.432	33.122	41.024		15:40:14.977	11		1:26.578	3:12.432	33.122	41.024		15:40:14.977
12		1:48.919	33.974	33.469	41.476	255.9	15:42:03.896	12		1:48.919	33.974	33.469	41.476	255.9	15:42:03.896
13		1:47.488	33.575	33.142	40.771	257.7	15:43:51.384	13		1:47.488	33.575	33.142	40.771	257.7	15:43:51.384
14		1:48.667	33.331	34.704	40.632	258.9	15:45:40.051	14		1:48.667	33.331	34.704	40.632	258.9	15:45:40.051
15		1:46.912	33.404	33.215	40.293	258.3	15:47:26.963	15		1:46.912	33.404	33.215	40.293	258.3	15:47:26.963
16		1:46.920	33.353	33.085	40.482	259.6	15:49:13.883	16		1:46.920	33.353	33.085	40.482	259.6	15:49:13.883
17		1:47.106	33.552	33.081	40.473	258.9	15:51:00.989	17		1:47.106	33.552	33.081	40.473	258.9	15:51:00.989
18		1:53.424 P	33.437	32.765	47.222	258.9	15:52:54.413	18		1:53.424 P	33.437	32.765	47.222	258.9	15:52:54.413
19		8:34.357	7:20.937	32.681	40.739		16:01:28.770	19		8:34.357	7:20.937	32.681	40.739		16:01:28.770
20		1:50.065	35.203	32.976	41.886	257.1	16:03:18.835	20		1:50.065	35.203	32.976	41.886	257.1	16:03:18.835
21		1:47.179	33.568	32.936	40.675	258.3	16:05:06.014	21		1:47.179	33.568	32.936	40.675	258.3	16:05:06.014
22		7:34.802 P	33.555	33.075	6:28.172	259.6	16:12:40.816	22		7:34.802 P	33.555	33.075	6:28.172	259.6	16:12:40.816





Autodromo Int. do Algarve
International GT Open
Free Practice - 2
Lap Analysis



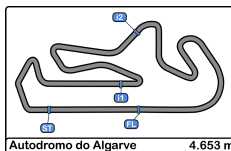
17 Diego Menchaca Mercedes AMG GT3 EVO **20** Dominik Baumann Mercedes AMG GT3 EVO

PRO Marcos Siebert Team Motopark							PRO Mikaeel Pitamber SPS Automotive Performance								
Lap	D	Time	Sector 1	Sector 2	Sector 3	T. Spd	Elapsed	Lap	D	Time	Sector 1	Sector 2	Sector 3	T. Spd	Elapsed
1		15:27:13.990	15:26:02.491	32.385	39.114		15:27:13.990	1		15:17:26.228	15:16:07.699	36.930	41.599		15:17:26.228
2		1:42.765	32.304	31.862	38.599	259.6	15:28:56.755	2		1:43.012	32.356	31.859	38.797	260.8	15:19:09.240
3		1:42.608	32.252	31.693	38.663	261.5	15:30:39.363	3		1:46.141	32.283	34.452	39.406	262.7	15:20:55.381
4		1:45.479	32.803	31.910	40.766	262.7	15:32:24.842	4		1:42.925	32.237	31.800	38.888	260.2	15:22:38.306
5		1:42.548	32.042	31.701	38.805	261.5	15:34:07.390	5		1:51.872 P	33.784	32.292	45.796	263.4	15:24:30.178
6		1:42.969	32.321	31.899	38.749	263.4	15:35:50.359	6		4:32.678	3:20.565	32.311	39.802		15:29:02.856
7		1:43.487	32.148	31.812	39.527	262.1	15:37:33.846	7		1:44.092	32.749	32.174	39.169	260.8	15:30:46.948
8		1:54.570 P	32.935	32.654	48.981	260.8	15:39:28.416	8		1:43.780	32.794	32.067	38.919	262.1	15:32:30.728
9		4:43.980	3:31.831	32.429	39.720		15:44:12.396	9		1:50.224	34.841	34.985	40.398	262.1	15:34:20.952
10		1:47.009	32.981	33.548	40.480	260.2	15:45:59.405	10		1:44.089	32.758	32.138	39.193	260.2	15:36:05.041
11		1:44.020	32.828	31.914	39.278	262.1	15:47:43.425	11		1:46.433	32.612	32.693	41.128	260.8	15:37:51.474
12		1:44.791	32.735	32.384	39.672	262.7	15:49:28.216	12		1:45.874	33.126	32.497	40.251	257.1	15:39:37.348
13		1:43.319	32.506	31.833	38.980	260.8	15:51:11.535	13		1:44.229	32.826	32.232	39.171	258.9	15:41:21.577
14		1:43.198	32.444	31.899	38.855	260.8	15:52:54.733	14		1:47.819	32.564	32.362	42.893	260.8	15:43:09.396
15		1:43.721	32.365	32.171	39.185	262.1	15:54:38.454	15		1:44.153	32.733	32.177	39.243	260.8	15:44:53.549
16		1:43.355	32.345	31.860	39.150	261.5	15:56:21.809	16		1:50.151 P	32.592	32.264	45.295	259.6	15:46:43.700
17		1:51.971 P	32.429	33.448	46.094	263.4	15:58:13.780	17		5:25.161	4:08.920	33.597	42.644		15:52:08.861
18		3:01.176	1:49.310	32.500	39.366		16:01:14.956	18		1:45.008	33.021	32.365	39.622	258.9	15:53:53.869
19		1:51.644 P	32.982	32.236	46.426	261.5	16:03:06.600	19		1:44.013	32.828	32.035	39.150	258.9	15:55:37.882
20		3:19.640 P	2:01.483	33.050	45.107		16:06:26.240	20		1:43.712	32.546	31.930	39.236	260.8	15:57:21.594
21		4:04.743 P	1:50.324	51.871	1:22.518		16:10:30.953	21		1:54.535 P	32.444	34.543	47.548	262.1	15:59:16.129

19 Marzio Moretti Lamborghini Huracan GT3 EVO2 **23** Thor Haugen Ferrari 488 GT3 2020

PRO Artem Petrov Oregon Team							PROAM Paolo Ruberti Pellin Racing								
Lap	D	Time	Sector 1	Sector 2	Sector 3	T. Spd	Elapsed	Lap	D	Time	Sector 1	Sector 2	Sector 3	T. Spd	Elapsed
1		15:17:20.729	15:16:04.799	33.356	42.574		15:17:20.729	1		15:12:45.906	15:11:32.955	33.935	39.016		15:12:45.906
2		1:44.537	32.707	32.479	39.351	258.9	15:19:05.266	2		1:44.223	33.167	32.070	38.986	258.3	15:14:30.129
3		1:43.805	32.278	32.160	39.367	259.6	15:20:49.071	3		1:43.835	32.529	32.438	38.868	258.9	15:16:13.964
4		1:44.468	32.228	32.197	40.043	258.3	15:22:33.539	4		1:44.049	32.832	32.092	39.125	257.7	15:17:58.013
5		1:47.317	33.412	32.864	41.041	258.9	15:24:20.856	5		1:46.275	32.888	32.136	41.251	257.7	15:19:44.288
6		1:45.107	32.594	32.930	39.583	258.9	15:26:05.963	6		1:52.400 P	32.961	32.207	47.232	250.5	15:21:36.688
7		1:44.307	32.517	32.142	39.648	259.6	15:27:50.270	7		4:41.400 P	3:15.803	33.727	51.870		15:26:18.088
8		1:43.956	32.511	32.226	39.219	260.2	15:29:34.226	8		5:06.983	3:51.437	33.438	42.108		15:31:25.071
9		1:51.376 P	33.100	32.919	45.357	262.1	15:31:25.602	9		1:53.755	35.449	35.342	42.964	255.9	15:33:18.826
10		2:34.287 P	1:15.349	33.018	45.920		15:33:59.889	10		1:57.932 P	34.611	33.719	49.602	252.3	15:35:16.758
11		4:48.114	3:30.497	34.069	43.548		15:38:48.003	11		7:20.191	5:39.402	33.351	1:07.438		15:42:36.949
12		1:44.744	32.945	32.408	39.391	257.1	15:40:32.747	12		2:02.594 P	38.039	34.372	50.183	223.1	15:44:39.543
13		1:46.888	33.476	33.203	40.209	258.9	15:42:19.635	13		5:09.198 P	3:44.726	34.269	50.203		15:49:48.741
14		1:44.632	32.761	32.549	39.322	257.1	15:44:04.267	14		3:39.942 P	2:13.273	35.811	50.858		15:53:28.683
15		1:44.347	32.610	32.367	39.370	260.2	15:45:48.614	15		11:46.889	10:30.321	36.053	40.515		16:05:15.572
16		1:44.389	32.654	32.135	39.600	258.9	15:47:33.003	16		1:53.824 P	32.745	33.489	47.590	259.6	16:07:09.396
17		1:50.510 P	33.158	32.625	44.727	259.6	15:49:23.513								





Autodromo Int. do Algarve
International GT Open
Free Practice - 2
Lap Analysis



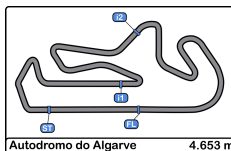
24 Andrey Borodin McLaren 720s GT3 Evo **27** Marco Pulcini Ferrari 296 GT3

PROAM Oliver Webb							Greystone GT		PROAM Eddie Cheever III Spirit of Race						
Lap	D	Time	Sector 1	Sector 2	Sector 3	T. Spd	Elapsed	Lap	D	Time	Sector 1	Sector 2	Sector 3	T. Spd	Elapsed
1		15:13:23.607	15:12:03.620	36.265	43.722		15:13:23.607	1		15:16:36.549	15:15:20.178	36.945	39.426		15:16:36.549
2		1:55.515	36.052	35.363	44.100	249.4	15:15:19.122	2		1:42.842	32.198	32.045	38.599	260.2	15:18:19.391
3		1:58.123	37.517	36.337	44.269	251.1	15:17:17.245	3		1:42.639	32.091	31.681	38.867	261.5	15:20:02.030
4		2:08.335 P	39.109	38.207	51.019	252.3	15:19:25.580	4		1:42.604	31.906	31.807	38.888	261.5	15:21:44.631
5		4:54.995	3:31.110	37.685	46.200		15:24:20.575	5		1:42.615	32.330	31.645	38.640	262.7	15:23:27.246
6		1:54.777	35.787	35.482	43.508	217.3	15:26:15.352	6		1:42.289	31.903	31.590	38.796	264.0	15:25:09.535
7		1:55.392	37.901	35.319	42.172	255.9	15:28:10.744	7		1:52.795	34.104	37.786	40.905	263.4	15:27:02.330
8		1:53.231	36.218	34.479	42.534	260.2	15:30:03.975	8		1:49.719 P	32.131	31.884	45.704	262.7	15:28:52.049
9		1:52.008	34.278	34.560	43.170	262.1	15:31:55.983	9		5:04.602	3:51.399	32.797	40.406		15:33:56.651
10		1:51.444	35.399	34.443	41.602	257.1	15:33:47.427	10		1:48.513	35.301	32.800	40.412	256.5	15:35:45.164
11		1:59.622 P	34.396	34.301	50.925	258.9	15:35:47.049	11		1:48.569	33.279	32.409	42.881	255.3	15:37:33.733
12		3:22.672	2:06.584	34.031	42.057		15:39:09.721	12		1:59.599 P	32.813	32.566	54.220	260.8	15:39:33.332
13		1:51.313	34.041	34.121	43.151	257.1	15:41:01.034	13		3:20.619	2:05.337	33.761	41.521		15:42:53.951
14		1:57.305	38.919	36.603	41.783	243.2	15:42:58.339	14		1:48.033	33.133	32.506	42.394	257.7	15:44:41.984
15		1:59.495	33.967	34.244	42.284	261.5	15:44:48.834	15		1:45.203	32.921	32.499	39.783	254.7	15:46:27.187
16		1:51.473	33.662	34.021	43.790	260.8	15:46:40.307	16		1:45.186	32.740	32.577	39.869	258.3	15:48:12.373
17		1:51.095	34.236	34.340	42.519	259.6	15:48:31.402	17		1:45.057	32.743	32.442	39.872	257.7	15:49:57.430
18		1:50.488	33.870	34.864	41.754	261.5	15:50:21.890	18		1:45.013	32.661	32.561	39.791	257.7	15:51:42.443
19		2:07.064 P	33.983	39.487	53.594	259.6	15:52:28.954	19		1:46.774	32.699	33.727	40.348	258.9	15:53:29.217
20		5:06.814	3:54.962	32.273	39.579		15:57:35.768	20		1:45.934	32.896	32.957	40.078	257.7	15:55:15.148
21		1:43.294	32.264	31.942	39.088	262.7	15:59:19.062	21		1:44.935	32.882	32.294	39.759	256.5	15:57:00.083
22		1:45.095	32.242	32.821	40.032	264.7	16:01:04.157	22		1:50.926 P	32.560	32.429	45.937	260.8	15:58:51.009
23		1:42.937	32.210	31.758	38.969	263.4	16:02:47.094	23		4:37.173	3:25.609	32.157	39.407		16:03:28.182
24		1:49.358 P	32.367	32.253	44.738	264.0	16:04:36.452	24		1:44.015	32.423	32.522	39.070	262.7	16:05:12.197
25		5:53.363 P	3:38.779	52.186	1:22.398		16:10:29.815	25		1:43.748	32.558	32.058	39.132	264.0	16:06:55.945

25 Alessandro Cozzi Ferrari 296 GT3 **51** Nicola Marinangeli Ferrari 296 GT3

PROAM Giorgio Sernagiotto							AF Corse		PRO Vicent Abril Spirit of Race						
Lap	D	Time	Sector 1	Sector 2	Sector 3	T. Spd	Elapsed	Lap	D	Time	Sector 1	Sector 2	Sector 3	T. Spd	Elapsed
1		15:13:12.070	15:11:56.229	32.911	42.930		15:13:12.070	1		15:12:24.653	15:11:04.550	32.641	47.462		15:12:24.653
2		1:43.847	32.537	32.209	39.101	258.9	15:14:55.917	2		1:42.354	32.081	31.619	38.654	258.9	15:14:07.007
3		2:02.977	32.563	31.642	57.872	260.2	15:16:57.994	3		1:42.276	32.153	31.453	38.670	260.2	15:15:49.283
4		1:43.488	32.474	31.578	39.436	259.6	15:18:41.482	4		1:50.512	33.726	34.100	42.686	262.1	15:17:39.795
5		1:43.435	32.411	31.684	39.340	260.2	15:20:24.917	5		1:49.551	32.237	31.601	45.713	260.8	15:19:29.346
6		2:18.729	42.539	42.236	53.954	261.5	15:22:43.646	6		1:49.126 P	32.112	32.652	44.362	259.6	15:21:18.472
7		2:02.385 P	36.751	34.868	50.766	261.5	15:24:46.031	7		3:10.668	1:51.336	34.012	45.320		15:24:29.140
8		10:23.641	9:10.486	33.018	40.137		15:35:09.672	8		1:51.226	33.480	32.997	44.749	255.9	15:26:20.366
9		1:46.042	33.286	32.776	39.980	258.9	15:36:55.714	9		1:50.848 P	32.574	33.863	44.411	260.8	15:28:11.214
10		1:46.278	33.712	32.726	39.840	259.6	15:38:41.992	10		5:01.241	3:48.886	32.751	39.604		15:33:12.455
11		1:45.915	33.419	32.335	40.161	261.5	15:42:13.574	11		1:43.894	32.379		2:23.498	260.8	15:34:56.349
12		1:45.493	32.990	32.507	39.996	260.2	15:43:59.067	12		1:44.223	32.298	31.987	39.938	260.2	15:36:40.572
13		1:54.306 P	33.099	32.323	48.884	260.8	15:45:53.373	13		1:44.282	32.589	32.166	39.527	260.8	15:38:24.854
14		6:47.193	5:34.160	32.863	40.170		15:52:40.566	14		1:43.699	32.439	31.885	39.375	260.2	15:40:08.553
15		1:45.924	33.144	32.560	40.220	259.6	15:54:26.490	15		1:54.769 P	32.468	32.420	49.881	260.8	15:42:03.322
16		1:45.809	33.299	32.596	39.914	260.2	15:56:12.299	16		4:29.037	3:16.465		5:18.918		15:46:32.359
17		1:46.069	33.347	32.703	40.009	261.5	15:57:58.358	17		1:44.635	33.010	32.069	39.556	259.6	15:48:16.994
18		1:46.032	33.328	32.341	40.363	261.5	15:59:44.390	18		1:43.877	32.376	32.097	39.404	260.2	15:50:00.871
19		1:52.024 P	32.921	32.314	46.789	262.1	16:01:36.414	19		1:47.493	32.405		2:26.897	260.2	15:51:48.364
20		3:24.935	2:11.236	33.122	40.577		16:05:01.349	20		1:52.296 P	32.499	34.023	45.774	260.2	15:53:40.660
21		1:45.123	33.097	32.095	39.931	262.7	16:06:46.472	21		4:47.084	3:34.375	32.730	39.979		15:58:27.744
22		1:44.574	32.451	32.046	40.074	260.8	16:08:31.043	22		1:49.491 P	32.580	32.208	44.703	260.2	16:00:17.235
23		3:28.935 P	1:11.775	59.198	1:17.962	80.4	16:11:59.978	23		7:29.824	6:16.588	33.285	39.951		16:07:47.059
24								24		2:48.608 P	32.387	56.393	1:19.828	259.6	16:10:35.667





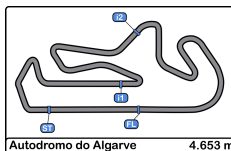
Autodromo Int. do Algarve
International GT Open
Free Practice - 2
Lap Analysis



54							61									
PROAM			Dexter Müller				Mercedes AMG GT3 EVO			PROAM			Jean-Claude Saada			
Yannick Mettler			CBRX by SPS				Conrad Grunewald			AF Corse						
Lap D	Time	Sector 1	Sector 2	Sector 3	T. Spd	Elapsed	Lap D	Time	Sector 1	Sector 2	Sector 3	T. Spd	Elapsed			
1	15:20:10.968	15:18:52.492	36.438	42.038	257.7	15:20:10.968	1	15:13:16.716	15:12:02.703	33.309	40.704	258.3	15:13:16.716			
2	1:42.848	32.196	31.952	38.670	257.7	15:21:53.786	2	1:45.553	33.097	32.625	39.831	258.3	15:15:02.269			
3	1:42.630	32.083	31.835	38.712	260.2	15:23:36.416	3	1:46.141	33.950	32.343	39.848	258.9	15:16:48.410			
4	1:43.765	32.318	32.551	38.896	260.8	15:25:20.181	4	1:44.979	33.035	32.175	39.769	257.7	15:18:33.389			
5	1:42.809	32.201	31.841	38.767	258.9	15:27:02.990	5	1:45.178	33.117	32.172	39.889	258.3	15:20:18.567			
6	1:50.780 P	32.329	32.186	46.265	261.5	15:28:53.770	6	1:45.687	32.878	32.660	40.149	258.3	15:22:04.254			
7	3:43.647	2:28.849	33.118	41.680		15:32:37.417	7	1:45.345	32.751	32.677	39.887	258.9	15:23:49.569			
8	1:47.814	34.165	33.630	40.019	254.7	15:34:25.231	8	1:44.872	32.843	32.284	39.745	260.8	15:25:34.441			
9	1:46.416	33.371	33.117	39.928	258.9	15:36:11.647	9	1:44.938	32.603	32.540	39.795	260.8	15:27:19.379			
10	1:45.691	33.095	32.766	39.830	258.9	15:37:57.338	10	1:44.851	32.782	32.257	39.812	260.8	15:29:04.230			
11	1:46.525	33.081	32.884	40.560	257.7	15:39:43.863	11	1:52.849 P	32.787	32.235	47.827	262.7	15:30:57.079			
12	1:48.502	33.358	32.870	42.274	258.3	15:41:32.365	12	3:42.836	2:01.641	32.203	38.992		15:34:09.915			
13	1:46.165	33.402	32.920	39.843	258.9	15:43:18.530	13	1:44.028	32.619	32.164	39.245	262.7	15:35:53.943			
14	1:52.528 P	33.296	32.889	46.343	260.2	15:45:11.058	14	1:43.831	32.651	32.002	39.178	261.5	15:37:37.774			
15	3:06.937	1:52.004	32.830	42.103		15:48:17.995	15	1:43.840	32.334	31.861	39.645	261.5	15:39:21.614			
16	1:46.016	33.345	32.675	39.996	255.3	15:50:04.011	16	1:43.776	32.319	32.034	39.423	261.5	15:41:05.390			
17	1:47.785	33.211	32.762	41.812	258.3	15:51:51.796	17	1:45.489	33.614	32.519	39.356	263.4	15:42:50.879			
18	1:48.793	34.287	32.891	41.615	260.2	15:53:40.589	18	1:43.640	32.469	32.030	39.141	262.7	15:44:34.519			
19	1:46.679	33.236	33.047	40.396	258.3	15:55:27.268	19	1:43.444	32.311	31.840	39.293	262.1	15:46:17.963			
20	1:59.188 P	33.438	36.230	49.520	257.7	15:57:26.456	20	1:50.755 P	32.690	32.512	45.553	262.1	15:48:08.718			
21	3:00.111	1:47.603	33.012	39.496		16:00:26.567	21	6:59.258	5:48.086	32.097	39.075		15:55:07.976			
22	1:44.032	32.440	32.292	39.300	260.8	16:02:10.599	22	1:50.459 P	32.268	31.714	46.477	262.1	15:56:58.435			
23	1:43.375	32.286	31.998	39.091	259.6	16:03:53.974	23	4:57.187	3:44.080	32.711	40.396		16:01:55.622			
24	1:44.530	33.279	32.187	39.064	263.4	16:05:38.504	24	1:47.319	33.347	33.340	40.632	258.3	16:03:42.941			
25	1:44.236	32.860	32.109	39.267	260.8	16:07:22.740	25	1:47.345	33.695	33.092	40.558	259.6	16:05:30.286			
26	2:24.094 P	32.341	34.124	1:17.629	260.8	16:09:46.834	26	1:46.427	33.303	32.788	40.336	257.7	16:07:16.713			

55							63									
PROAM			Laurent De Meeus				Ferrari 488 GT3 MY 2020			PRO			Rolf Ineichen			
Jamie Stanley			AF Corse				Leonardo Pulcini			Lamborghini Huracan GT3 EVO2						
Lap D	Time	Sector 1	Sector 2	Sector 3	T. Spd	Elapsed	Lap D	Time	Sector 1	Sector 2	Sector 3	T. Spd	Elapsed			
1	15:12:56.048	15:11:37.951	35.252	42.845	259.6	15:12:56.048	1	15:12:27.646	15:11:05.812	36.087	45.747	255.3	15:12:27.646			
2	1:46.622	33.513	32.730	40.379	260.2	15:14:42.670	2	1:44.244	32.755	32.189	39.297	255.3	15:14:11.887			
3	1:47.410	34.041	32.849	40.520	260.8	15:16:30.080	3	1:44.344	32.567	32.302	39.442	260.8	15:15:56.198			
4	1:46.114	33.014	32.496	40.604	258.3	15:20:01.977	4	1:44.382	32.559	32.465	39.358	257.7	15:17:40.580			
5	1:46.305	33.155	33.084	40.066	238.9	15:21:48.282	5	1:46.229	32.507	32.131	41.591	259.6	15:19:26.809			
6	1:46.068	32.859	33.001	40.208	260.8	15:23:34.350	6	1:49.503	33.745	35.567	40.191	253.5	15:21:16.312			
7	1:55.282 P	33.404	34.925	46.953	262.1	15:25:29.632	7	1:44.629	32.595	32.588	39.446	257.1	15:23:00.941			
8	1:40.179	3:28.444	32.362	39.373		15:30:09.811	8	1:50.637 P	32.908	32.545	45.184	260.2	15:24:51.578			
9	1:43.813	32.370	31.983	39.460	263.4	15:31:53.624	9	3:07.901 P	1:50.186	32.693	45.022		15:27:59.479			
10	1:44.031	32.550	32.022	39.459	263.4	15:33:37.655	10	3:14.155	2:01.142	33.646	39.367		15:31:13.634			
11	1:51.803 P	32.670	33.525	45.608	263.4	15:35:29.458	11	1:45.340	33.193		2:24.677	259.6	15:32:58.944			
12	6:01.455	4:49.730	31.958	39.767		15:41:30.913	12	1:52.135 P	32.832	34.382	44.921	258.9	15:34:51.079			
13	1:43.824	32.604	32.133	39.087	261.5	15:43:14.737	13	9:11.946	7:57.448	32.805	41.693		15:44:03.025			
14	1:44.098	32.468	32.306	39.324	263.4	15:44:58.835	14	1:44.155	32.780		2:25.848	255.9	15:45:47.180			
15	1:52.230 P	33.691	32.828	45.711	263.4	15:46:51.065	15	2:03.697 P	39.462		4:29.545	259.6	15:47:50.877			
16	4:06.262	2:54.679	32.323	39.260		15:50:57.327	16	20:21.580	19:03.889		24:51.125		16:08:12.457			
17	1:43.493	32.406	31.908	39.179	262.1	15:52:40.820	17	3:08.152 P	48.346	59.108	1:20.698	257.7	16:11:20.609			
18	1:51.385	33.409	32.486	45.490	262.7	15:54:32.205										
19	1:43.453	32.535	31.833	39.085	262.7	15:56:15.658										
20	1:51.911 P	33.048	32.172	46.691	264.7	15:58:07.569										
21	4:20.532	3:08.963	32.201	39.368		16:02:28.101										
22	1:43.444	32.205	32.060	39.179	263.4	16:04:11.545										
23	1:50.277 P	32.443	32.702	45.132	264.0	16:06:01.822										
24	3:41.423 P	1:49.826	32.533	1:19.064		16:09:43.245										




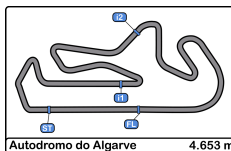


Autodromo Int. do Algarve
International GT Open
Free Practice - 2
Lap Analysis



65 Heiko Neumann Mercedes AMG GT3 EVO						66 Stewart Proctor McLaren 720S GT3									
AM Timo Rumpfkeil			Team Motopark			PROAM Lewis Proctor			Greystone GT						
Lap	D	Time	Sector 1	Sector 2	Sector 3	T. Spd	Elapsed	Lap	D	Time	Sector 1	Sector 2	Sector 3	T. Spd	Elapsed
1		15:12:00.825	15:10:45.419	34.426	40.980		15:12:00.825	1		15:12:28.907	15:11:08.034	36.938	43.935		15:12:28.907
2		1:45.377	33.456	32.521	39.400	258.3	15:13:46.202	2		1:56.675	36.898	35.243	44.534	251.7	15:14:25.582
3		1:44.326	32.639	32.278	39.409	258.3	15:15:30.528	3		1:58.008	35.912	36.926	45.170	253.5	15:16:23.590
4		1:44.564	32.721	32.379	39.464	258.3	15:17:15.092	4		2:21.045 P	42.217	44.526	54.302	178.8	15:18:44.635
5		1:44.888	32.663	32.546	39.679	258.3	15:18:59.980	5		3:48.454	2:35.162	33.247	40.045		15:22:33.089
6		1:44.704	32.882	32.195	39.714	258.3	15:20:44.771	6		1:51.127	34.893	35.454	40.780	262.1	15:24:24.216
7		1:44.965	32.699	32.448	39.818	258.3	15:22:29.736	7		1:47.552	34.678	32.643	40.231	262.1	15:26:11.768
8		1:53.162 P	34.396	32.647	46.119	260.8	15:24:22.898	8		1:43.833	32.703	32.105	39.025	260.2	15:27:55.601
9		3:30.747	2:13.719	33.570	43.458		15:27:53.645	9		1:43.629	32.518	32.212	38.899	263.4	15:29:39.230
10		1:44.933	32.868	32.476	39.589	260.2	15:29:38.578	10		1:52.815 P	33.802	32.880	46.133	265.3	15:31:32.045
11		1:44.293	32.329	32.384	39.580	260.8	15:31:22.871	11		2:51.775	1:38.185	33.054	40.536		15:34:23.820
12		1:44.323	32.664	32.238	39.421	261.5	15:33:07.194	12		1:43.507	32.542	32.066	38.899	261.5	15:36:07.327
13		1:43.828	32.500	32.094	39.234	261.5	15:34:51.022	13		1:43.867	32.245	31.917	39.705	263.4	15:37:51.194
14		1:43.405	32.393	31.897	39.115	261.5	15:36:34.427	14		1:43.194	32.461	31.898	38.835	260.8	15:39:34.388
15		1:51.043 P	32.453	32.238	46.322	260.2	15:38:25.440	15		1:46.366	32.308	32.015	42.043	263.4	15:41:20.754
16		3:34.292 P	2:17.900	32.085	44.307		15:41:59.732	16		1:52.594 P	32.401	32.072	48.121	262.1	15:43:13.348
17		3:08.718	1:56.479	32.432	39.807		15:45:08.450	17		4:48.521	3:36.895	32.290	39.336		15:48:01.869
18		1:45.368	32.948	32.469	39.951	257.1	15:46:53.818	18		1:44.746	32.482	32.129	40.135	261.5	15:49:46.615
19		1:47.567	34.784	32.841	39.942	257.7	15:48:41.385	19		1:44.161	32.462	32.128	39.571	262.1	15:51:30.776
20		1:44.946	32.984	32.267	39.695	258.9	15:50:26.331	20		1:51.396 P	32.261	34.046	45.089	262.1	15:53:22.172
21		1:52.735 P	32.768	32.502	47.465	257.7	15:52:19.066	21		3:51.899	2:37.078	33.178	41.643		15:57:14.071
22		3:45.013	2:31.619	33.255	40.139		15:56:04.079	22		1:56.884	35.309	38.662	42.913	260.8	15:59:10.955
23		1:45.004	32.841	32.492	39.671	258.9	15:57:49.083	23		1:47.774	33.732	33.192	40.850	256.5	16:00:58.729
24		1:51.172 P	32.869	32.753	45.550	259.6	15:59:40.255	24		1:46.559	33.273	32.765	40.521	258.9	16:02:45.288
25		3:03.438 P	1:47.082	32.295	44.061		16:02:43.693	25		1:47.999	33.486	32.646	41.867	258.9	16:04:33.287
								26		1:46.474	33.219	32.649	40.606	258.9	16:06:19.761
								27		1:46.379	33.462	32.306	40.611	259.6	16:08:06.140
								28		3:06.044 P	47.005	1:00.252	1:18.757	258.9	16:11:12.154





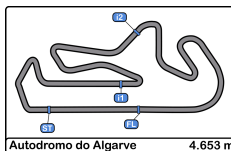
Autodromo Int. do Algarve
International GT Open
Free Practice - 2
Lap Analysis



69 Michael Blanchemain Mercedes AMG GT3 EVO							77 Al Faisal Al Zubair Mercedes AMG GT3 EVO								
PROAM Jim Pla			Scuderia Villorba Corse				PRO Mikaël Grenier			AlManar Racing by GetSpeed					
Lap	D	Time	Sector 1	Sector 2	Sector 3	T. Spd	Elapsed	Lap	D	Time	Sector 1	Sector 2	Sector 3	T. Spd	Elapsed
1		15:12:03.552	15:10:47.018	33.292	43.242		15:12:03.552	1		15:15:35.906	15:14:23.407	32.710	39.789		15:15:35.906
2		1:45.799	33.119	32.220	40.460	255.3	15:13:49.351	2		1:49.044	32.838	35.169	41.034	258.3	15:17:24.947
3		1:43.905	32.564	31.996	39.345	257.1	15:15:33.256	3		1:43.803	32.357	32.128	39.318	259.6	15:19:08.750
4		1:46.403	32.704		2:25.748	257.1	15:17:19.659	4		1:42.932	32.200	31.731	39.001	260.2	15:20:51.682
5		1:44.583	32.870	32.262	39.451	257.1	15:19:04.242	5		1:45.873	32.352	32.577	40.944	262.1	15:22:37.555
6		1:51.884 P	32.566	32.391	46.927	257.7	15:20:56.126	6		1:54.147 P	35.597	32.414	46.136	261.5	15:24:31.702
7		3:02.130	1:46.965		3:49.057		15:23:58.256	7		3:46.097	2:27.770	35.481	42.846		15:28:17.799
8		2:24.592	35.178		6:13.649	255.3	15:26:22.848	8		1:44.896	32.808	31.754	40.334	262.1	15:30:02.695
9		1:48.720	34.726		8:02.369	254.7	15:28:11.568	9		1:45.318	33.065	31.935	40.318	264.0	15:31:48.013
10		1:48.907	34.755	33.359	40.793	257.1	15:30:00.475	10		1:42.630	32.246	31.627	38.757	258.3	15:33:30.643
11		1:48.221	33.658	32.813	41.750	256.5	15:31:48.696	11		1:51.289 P	33.259	32.280	45.750	262.1	15:35:21.932
12		1:47.627	33.578	33.023	41.026	255.9	15:33:36.323	12		3:38.629	2:23.435	32.869	42.325		15:39:00.561
13		1:55.363 P	33.618	33.151	48.594	252.3	15:35:31.686	13		1:43.225	32.422	31.798	39.005	258.9	15:40:43.786
14		3:42.787	2:30.696	32.472	39.619		15:39:14.473	14		1:42.938	32.109	31.706	39.123	260.8	15:42:26.724
15		1:46.119	32.754	32.281	41.084	258.9	15:41:00.592	15		1:42.886	32.305	31.697	38.884	260.8	15:44:09.610
16		1:44.793	32.907	32.314	39.572	253.5	15:42:45.385	16		1:50.933 P	33.245	32.602	45.086	261.5	15:46:00.543
17		1:51.211 P	32.744	32.203	46.264	258.3	15:44:36.596	17		4:33.108	3:15.424	35.197	42.487		15:50:33.651
18		3:16.704	2:03.619	33.316	39.769		15:47:53.300	18		1:43.393	32.435	31.751	39.207	257.7	15:52:17.044
19		1:44.725	32.782	32.411	39.532	258.9	15:49:38.025	19		1:43.222	32.357	31.775	39.090	260.8	15:54:00.266
20		1:44.312	32.604	32.101	39.607	258.3	15:51:22.337	20		1:43.775	32.145	31.685	39.945	260.8	15:55:44.041
21		1:44.077	32.542	31.972	39.563	258.9	15:53:06.414	21		1:49.066 P	32.161	32.504	44.401	261.5	15:57:33.107
22		1:50.230 P	32.666	32.193	45.371	259.6	15:54:56.644	22		3:05.474	1:53.041	32.050	40.383		16:00:38.581
23		3:03.318	1:48.973		3:48.689		15:57:59.962	23		1:43.525	32.519	32.012	38.994	260.8	16:02:22.106
24		1:47.500	33.553	33.227	40.720	257.7	15:59:47.462	24		1:43.432	32.249	31.913	39.270	260.8	16:04:05.538
25		1:47.878	34.017	33.198	40.663	258.9	16:01:35.340	25		1:43.774	32.377	32.111	39.286	262.7	16:05:49.312
26		1:47.093	33.334	33.216	40.543	257.1	16:03:22.433	26		1:50.326 P	32.731	32.548	45.047	261.5	16:07:39.638
27		1:48.179	34.339	33.226	40.614	259.6	16:05:10.612	27		4:42.256 P	2:24.150	1:00.440	1:17.666		16:12:21.894
28		2:04.860 P	35.004	35.238	54.618	257.1	16:07:15.472								

75 Filip Salaquarda Audi R8 LMS GT3 Evo II							88 Gino Forgione Ferrari 296 GT3								
PROAM Libor Milota			ISR Racing				PROAM Michele Rugolo			Spirit of Race					
Lap	D	Time	Sector 1	Sector 2	Sector 3	T. Spd	Elapsed	Lap	D	Time	Sector 1	Sector 2	Sector 3	T. Spd	Elapsed
1		15:12:07.135	15:10:44.486	34.507	48.142		15:12:07.135	1		15:13:15.126	15:11:57.741	34.237	43.148		15:13:15.126
2		1:45.322	33.288	32.649	39.385	258.3	15:13:52.457	2		1:42.946	32.147	31.828	38.971	261.5	15:14:58.072
3		1:44.323	32.894	32.146	39.283	260.2	15:15:36.780	3		1:42.911	32.165	31.751	38.995	262.7	15:16:40.983
4		1:46.277	32.634	32.200	41.443	259.6	15:17:23.057	4		1:56.519 P	32.222	34.716	49.581	264.0	15:18:37.502
5		1:43.817	32.463	32.073	39.281	259.6	15:19:06.874	5		9:03.170	7:51.797	32.212	39.161		15:27:40.672
6		1:43.782	32.361	31.819	39.602	261.5	15:20:50.656	6		1:43.127	32.338	31.854	38.935	264.0	15:29:23.799
7		1:53.388 P	32.480	31.822	49.086	259.6	15:22:44.044	7		1:52.072 P	32.314	31.892	47.866	264.7	15:31:15.871
8		4:30.442 P	2:39.406	38.094	1:12.942		15:27:14.486	8		8:09.459	6:57.978	32.063	39.418		15:39:25.330
9		13:11.786	11:57.067	33.827	40.892		15:40:26.272	9		1:43.750	32.537	31.989	39.224	262.1	15:41:09.080
10		2:15.356 P	37.002	41.885	56.469	257.1	15:42:41.628	10		1:59.084 P	32.879	37.932	48.273	264.0	15:43:08.164
11		20:39.059	19:23.975	34.721	40.363		16:03:20.687	11		6:42.424	5:26.740	32.740	42.944		15:49:50.588
12		1:46.607	33.802	32.714	40.091	258.3	16:05:07.294	12		1:53.433	33.124	34.014	46.295	262.1	15:51:44.021
13		2:18.141 P	40.301	42.124	55.716	260.8	16:07:25.435	13		1:48.892	32.761	32.764	43.367	262.1	15:53:32.913
								14		1:56.127	36.560	36.034	43.533	263.4	15:55:29.040
								15		1:50.457	32.781	34.494	43.182	263.4	15:57:19.497
								16		1:55.268	32.782	37.689	44.797	265.3	15:59:14.765
								17		1:58.372 P	33.683	37.409	47.280	264.0	16:01:13.137
								18		6:13.899	4:59.035	32.208	42.656		16:07:27.036
								19		2:21.042 P	32.246	32.432	1:17.264	262.7	16:09:48.978





Autodromo Int. do Algarve
International GT Open
Free Practice - 2
Lap Analysis

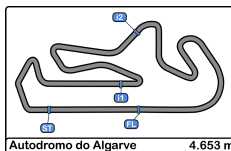


95 Morten Strömsted Mercedes AMG GT3 EVO **108** Ameerh Naran Mercedes AMG GT3 EVO

PROAM							Team Motopark							PROAM							Tom Jackson							Vimana by GetSpeed						
Lap	D	Time	Sector 1	Sector 2	Sector 3	T. Spd	Elapsed	Lap	D	Time	Sector 1	Sector 2	Sector 3	T. Spd	Elapsed	Lap	D	Time	Sector 1	Sector 2	Sector 3	T. Spd	Elapsed	Lap	D	Time	Sector 1	Sector 2	Sector 3	T. Spd	Elapsed			
1		15:11:56.154	15:10:41.897	32.987	41.270		15:11:56.154	1		15:13:07.954	15:11:50.510	35.169	42.275		15:13:07.954	1		1:52.828	35.077	34.959	42.792	250.5		15:15:00.782	2		1:52.155	36.240	33.711	42.204	251.1	15:16:52.937		
2		1:42.555	32.443	31.656	38.456	257.7	15:13:38.709	2		1:52.828	35.077	34.959	42.792	250.5	15:15:00.782	2		1:52.155	36.240	33.711	42.204	251.1	15:16:52.937	3		1:51.092	34.431	33.835	42.826	251.7	15:18:44.029			
3		1:42.477	31.973	31.496	38.708	258.3	15:15:20.886	3		1:52.155	36.240	33.711	42.204	251.1	15:16:52.937	3		1:51.949	34.843	34.559	42.547	251.1	15:20:35.978	4		1:51.092	34.431	33.835	42.826	251.7	15:18:44.029			
4		1:42.872	32.429	31.792	38.651	258.3	15:17:03.758	4		1:51.092	34.431	33.835	42.826	251.7	15:18:44.029	4		1:51.949	34.843	34.559	42.547	251.1	15:20:35.978	5		1:53.291	35.121	35.994	42.176	251.7	15:22:29.269			
5		1:48.869 P	32.005	31.815	45.049	258.9	15:18:52.627	5		1:51.949	34.843	34.559	42.547	251.1	15:20:35.978	5		1:53.291	35.121	35.994	42.176	251.7	15:22:29.269	6		1:54.493	35.341	35.464	43.688	253.5	15:24:23.762			
6		3:33.334	2:07.418	33.134	52.782		15:22:25.961	6		1:53.291	35.121	35.994	42.176	251.7	15:22:29.269	6		1:54.493	35.341	35.464	43.688	253.5	15:24:23.762	7		1:51.963	35.598	34.322	42.043	253.5	15:26:15.725			
7		1:46.304	33.307	33.096	39.898	256.5	15:24:12.262	7		1:54.493	35.341	35.464	43.688	253.5	15:24:23.762	7		1:51.963	35.598	34.322	42.043	253.5	15:26:15.725	8		1:53.388	36.483	35.010	41.895	254.1	15:28:09.113			
8		1:46.341	33.163	32.932	40.246	257.7	15:25:58.603	8		1:51.963	35.598	34.322	42.043	253.5	15:26:15.725	8		1:53.388	36.483	35.010	41.895	254.1	15:28:09.113	9		1:51.439	35.406	34.494	41.539	224.0	15:31:51.607			
9		1:45.670	33.192	32.801	39.677	255.9	15:27:44.273	9		1:53.388	36.483	35.010	41.895	254.1	15:28:09.113	9		1:51.439	35.406	34.494	41.539	224.0	15:31:51.607	10		1:50.216	34.462	34.273	41.481	254.7	15:33:41.823			
10		1:45.963	33.104	32.898	39.961	259.6	15:29:30.236	10		1:51.055	34.774	34.435	41.846	254.7	15:30:00.168	10		1:50.216	34.462	34.273	41.481	254.7	15:33:41.823	11		1:50.265	34.290	34.041	41.934	255.9	15:35:32.088			
11		1:45.472	32.939	32.791	39.742	259.6	15:31:15.708	11		1:50.265	34.290	34.041	41.934	255.9	15:35:32.088	11		1:50.915	34.201	33.535	43.179	254.7	15:37:23.003	12		1:48.659	34.164	33.087	41.408	254.7	15:39:11.662			
12		1:45.769	33.020	33.043	39.706	260.2	15:33:01.477	12		1:48.659	34.164	33.087	41.408	254.7	15:39:11.662	12		1:52.291	34.358	34.807	43.126	255.9	15:41:03.953	13		1:52.807	35.574	34.891	42.342	253.5	15:42:56.760			
13		1:45.318	32.852	32.740	39.726	257.7	15:34:46.795	13		1:52.291	34.358	34.807	43.126	255.9	15:41:03.953	13		1:48.872	34.232	33.543	41.097	255.9	15:44:45.632	14		1:49.493	35.063	33.332	41.098	255.3	15:46:35.125			
14		1:45.615	33.121	32.563	39.931	258.3	15:36:32.410	14		1:48.872	34.232	33.543	41.097	255.9	15:44:45.632	14		1:50.735	33.908	33.999	42.828	256.5	15:48:25.860	15		1:45.487	32.610	32.281	40.296	262.7	16:01:30.324			
15		1:51.952 P	33.230	32.450	46.272	255.9	15:38:24.362	15		1:50.735	33.908	33.999	42.828	256.5	15:48:25.860	15		1:45.487	32.610	32.281	40.296	262.7	16:01:30.324	16		1:47.684	34.963	32.572	40.149	257.7	16:03:18.008			
16		16:08.889	14:56.497	32.621	39.771		15:54:33.251	16		1:47.684	34.963	32.572	40.149	257.7	16:03:18.008	16		1:50.117	34.352	33.294	42.471	256.5	15:52:06.446	17		1:44.632	32.918	32.244	39.470	258.3	16:05:02.640			
17		1:43.940	32.714	31.884	39.342	258.3	15:56:17.191	17		1:50.117	34.352	33.294	42.471	256.5	15:52:06.446	17		1:48.874	34.063	33.107	41.704	255.9	15:53:55.320	18		2:03.616 P	34.562	34.455	54.599	256.5	16:08:52.667			
18		1:43.744	32.417	31.971	39.326	260.2	15:58:00.905	18		1:48.874	34.063	33.107	41.704	255.9	15:53:55.320	18		1:59.852 P	34.133	33.682	52.037	258.3	15:55:55.172	19		5:13.106	3:56.994	34.102	42.010		16:01:08.278			
19		1:44.232	32.761	32.102	39.369	262.1	15:59:45.137	19		1:45.457	33.054	32.398	40.005	254.1	16:02:53.735	19		4:44.954	32.964	32.357	39.633	255.3	16:04:38.689	20		1:44.434	32.703	32.106	39.625	257.7	16:06:23.123			
20		1:45.187	32.610	32.281	40.296	262.7	16:01:30.324	20		4:44.954	32.964	32.357	39.633	255.3	16:04:38.689	20		1:44.434	32.703	32.106	39.625	257.7	16:06:23.123	21		1:45.059	32.857	32.336	39.866	258.3	16:08:08.182			
21		1:47.684	34.963	32.572	40.149	257.7	16:03:18.008	21		1:45.059	32.857	32.336	39.866	258.3	16:08:08.182	21		3:05.118 P	47.406	1:00.068	1:17.644	257.7	16:11:13.300	22		1:44.632	32.918	32.244	39.470	258.3	16:05:02.640			
22		1:44.632	32.918	32.244	39.470	258.3	16:05:02.640	22		1:44.954	32.964	32.357	39.633	255.3	16:04:38.689	22		1:44.434	32.703	32.106	39.625	257.7	16:06:23.123	23		1:46.414	32.594	32.009	41.808	260.8	16:06:49.051			
23		1:46.414	32.594	32.009	41.808	260.8	16:06:49.051	23		1:44.954	32.964	32.357	39.633	255.3	16:04:38.689	23		1:44.434	32.703	32.106	39.625	257.7	16:06:23.123	24		2:03.616 P	34.562	34.455	54.599	256.5	16:08:52.667			
24		2:03.616 P	34.562	34.455	54.599	256.5	16:08:52.667	24		1:45.059	32.857	32.336	39.866	258.3	16:08:08.182	24		1:44.954	32.964	32.357	39.633	255.3	16:04:38.689	25		1:44.434	32.703	32.106	39.625	257.7	16:06:23.123			

96 Lukas Dunner Mercedes AMG GT3 EVO


PRO							Team Motopark								
Lap	D	Time	Sector 1	Sector 2	Sector 3	T. Spd	Elapsed	Lap	D	Time	Sector 1	Sector 2	Sector 3	T. Spd	Elapsed
1		15:11:58.056	15:10:45.053	33.676	39.327		15:11:58.056	25		5:13.106	3:56.994	34.102	42.010		16:01:08.278
2		1:43.930	32.787	32.138	39.005	257.1	15:13:41.986	26		1:45.457	33.054	32.398	40.005	254.1	16:02:53.735
3		1:44.084	32.973	31.959	39.149	258.9	15:15:26.067	27		4:44.954	32.964	32.357	39.633	255.3	16:04:38.689
4		1:44.266	32.453	32.782	39.031	257.7	15:17:10.333	28		1:44.434	32.703	32.106	39.625	257.7	16:06:23.123
5		1:44.057	32.723	32.098	39.236	258.3	15:18:54.390	29		1:45.059	32.857	32.336	39.866	258.3	16:08:08.182
6		1:43.933	32.481	31.960	39.492	258.3	15:20:38.323	30		3:05.118 P	47.406	1:00.068	1:17.644	257.7	16:11:13.300
7		1:52.156 P	33.052	33.168	45.936	259.6	15:22:30.479								
8		3:01.061	1:49.427	32.099	39.535		15:25:31.540								
9		1:44.238	32.674	32.220	39.344	257.7	15:27:15.778								
10		1:44.570	32.910	32.109	39.551	259.6	15:29:00.348								
11		1:44.682	32.894	32.302	39.486	258.3	15:30:45.030								
12		1:44.388	32.679	32.203	39.506	260.2	15:32:29.418								
13		1:51.341 P	33.532	32.502	45.307	260.8	15:34:20.759								
14		2:58.760	1:47.158	32.395	39.207		15:37:19.519								
15		1:43.347	32.654	31.805	38.888	257.7	15:39:02.866								
16		1:43.903	32.437	31.863	39.603	259.6	15:40:46.769								
17		1:44.154	32.558	31.872	39.724	253.5	15:42:30.923								
18		1:43.019	32.497	31.698	38.824	254.7	15:44:13.942								
19		1:44.531	32.383	32.533	39.615	260.2	15:45:58.473								
20		1:43.300	32.447		2:22.915	258.9	15:47:41.773								
21		1:50.343 P	32.187	33.127	45.029	259.6	15:49:32.116								
22		10:50.107	9:36.375	33.775	39.957		16:00:22.223								
23		1:50.979	33.833	35.414	41.732	236.8	16:02:13.202								
24		1:44.501	32.358	31.943	40.200	258.3	16:03:57.703								
25		1:43.467	32.466	31.813	39.188										

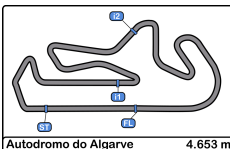


Autodromo Int. do Algarve
International GT Open
Free Practice - 2
Lap Analysis



777						786									
Marcin Jedlinski						Kiki Sak Nana									
PROAM			Karol Basz			Olimp Racing			AM			Adam Osieka			
Lap	D	Time	Sector 1	Sector 2	Sector 3	T. Spd	Elapsed	Lap	D	Time	Sector 1	Sector 2	Sector 3	T. Spd	Elapsed
1		15:12:15.697	15:10:50.350	33.173	52.174		15:12:15.697	1		15:12:29.786	15:11:07.388	36.098	46.300		15:12:29.786
2		1:43.844	33.572	31.685	38.584	263.4	15:13:59.538	2		1:48.367	35.497	33.152	39.718	255.9	15:14:18.153
3		1:45.020	33.742	32.019	39.267	264.7	15:15:44.566	3		1:45.803	33.081	32.613	40.109	257.7	15:16:03.956
4		1:42.652	32.497	31.668	38.487	263.4	15:17:27.218	4		1:45.719	33.219	32.614	39.886	257.7	15:17:49.675
5		1:46.035	32.183	32.408	41.444	267.9	15:19:13.253	5		1:52.435 P	32.913	32.981	46.541	258.3	15:19:42.110
6		1:43.994	32.077	31.722	40.195	264.7	15:20:57.247	6		3:35.947	2:18.681	32.983	44.283		15:23:18.057
7		1:49.792 P	32.236	31.760	45.796	260.2	15:22:47.039	7		1:47.167	33.950	32.992	40.225	247.1	15:25:05.224
8		3:41.512	2:30.952	31.643	38.917		15:26:28.551	8		1:47.617	33.023	32.887	41.707	258.9	15:26:52.841
9		1:42.914	32.150	31.632	39.132	265.3	15:28:11.465	9		1:45.833	32.997	32.929	39.907	254.1	15:28:38.674
10		1:51.653 P	33.310	33.138	45.205	268.6	15:30:03.118	10		1:53.645 P	33.879	32.949	46.817	260.2	15:30:32.319
11		4:39.829	3:26.235	33.231	40.363		15:34:42.947	11		6:31.209	5:15.830	34.857	40.522		15:37:03.528
12		1:46.146	33.154	32.809	40.183	258.3	15:36:29.093	12		1:51.065	33.227	32.437	45.401	256.5	15:38:54.593
13		1:45.843	33.147	32.735	39.961	261.5	15:38:14.936	13		1:44.725	32.674	32.437	39.614	258.3	15:40:39.318
14		1:45.236	32.783	32.510	39.943	262.1	15:40:00.172	14		1:57.476 P	34.808	32.616	50.052	258.3	15:42:36.794
15		1:46.734	34.205	32.652	39.877	264.0	15:41:46.906	15		6:03.043	4:51.261	32.417	39.365		15:48:39.837
16		1:47.979	34.770	33.071	40.138	262.1	15:43:34.885	16		1:44.731	32.777	32.457	39.497	258.3	15:50:24.568
17		1:45.842	33.233	32.496	40.113	262.1	15:45:20.727	17		1:45.867	32.491	33.837	39.539	258.9	15:52:10.435
18		1:45.765	32.916	32.678	40.171	261.5	15:47:06.492	18		1:51.386	32.836	32.813	45.737	261.5	15:54:01.821
19		1:46.490	32.983	33.459	40.048	262.1	15:48:52.982	19		1:45.244	32.969	32.345	39.930	258.9	15:55:47.065
20		1:45.515	32.810	32.607	40.098	262.1	15:50:38.497	20		1:44.617	32.599	32.646	39.372	262.1	15:57:31.682
21		1:45.277	32.865	32.296	40.116	262.1	15:52:23.774	21		1:44.396	32.508	32.333	39.555	261.5	15:59:16.078
22		1:45.253	32.804	32.250	40.199	263.4	15:54:09.027	22		1:52.745 P	33.230	33.749	45.766	260.8	16:01:08.823
23		1:45.200	32.627	32.632	39.941	263.4	15:55:54.227	23		2:40.147	1:25.408	33.161	41.578		16:03:48.970
24		1:53.821 P	33.083	33.005	47.733	264.7	15:57:48.048	24		1:44.781	32.845	32.363	39.573	258.9	16:05:33.751
25		4:50.398	3:37.909	31.768	40.721		16:02:38.446	25		1:52.768 P	32.980	32.357	47.431	259.6	16:07:26.519
26		1:43.038	32.292	31.774	38.972	263.4	16:04:21.484	26		1:55.322 P	2:09.277	41.846	1:04.199		16:11:21.841
27		1:42.839	32.222	31.607	39.010	266.6	16:06:04.323								
28		1:44.540	32.184		2:23.550	265.3	16:07:48.863								
29		2:40.032 P	32.364	58.801	1:17.867	264.7	16:10:37.895								





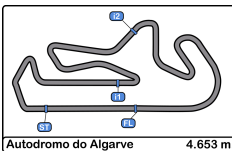
Autodromo Int. do Algarve
International GT Open
Free Practice - 2
Best Sectors Results



Autodromo do Algarve 4.653 m.

Sector - 1			Sector - 2			Sector - 3			Ideal Lap vs Best Lap		
Clas	Nº Driver	Time	Nº Driver	Time	Nº Driver	Time	Clas	Nº Driver	Ideal Lap	Best Lap	Clas
1	9 Bartone - Schiller	31.848	51 Marinangeli - Abril	31.453	95 Strömsted - Ikin	38.456	1	9 Bartone - Schiller	1:41.918	1:42.032	1
2	27 Pulcini - Cheever III	31.903	95 Strömsted - Ikin	31.496	12 Hash - Fontana	38.471	2	95 Strömsted - Ikin	1:41.925	1:42.555	3
3	11 Kirchmayr - Ludwig	31.968	9 Bartone - Schiller	31.509	777 Jedlinski - Basz	38.487	3	27 Pulcini - Cheever III	1:42.092	1:42.639	6
4	95 Strömsted - Ikin	31.973	25 Cozzi - Sernagiotto	31.578	9 Bartone - Schiller	38.561	4	777 Jedlinski - Basz	1:42.171	1:42.652	7
5	17 Menchaca - Siebert	32.042	27 Pulcini - Cheever III	31.590	27 Pulcini - Cheever III	38.599	5	51 Marinangeli - Abril	1:42.188	1:42.276	2
6	777 Jedlinski - Basz	32.077	777 Jedlinski - Basz	31.607	17 Menchaca - Siebert	38.599	6	17 Menchaca - Siebert	1:42.334	1:43.198	18
7	16 Hahn - Khodair	32.077	77 Al Zubair - Grenier	31.627	51 Marinangeli - Abril	38.654	7	11 Kirchmayr - Ludwig	1:42.434	1:42.746	9
8	51 Marinangeli - Abril	32.081	11 Kirchmayr - Ludwig	31.639	54 Müller - Mettler	38.670	8	12 Hash - Fontana	1:42.488	1:42.652	8
9	54 Müller - Mettler	32.083	1 Reicher - Haase	31.680	16 Hahn - Khodair	38.708	9	77 Al Zubair - Grenier	1:42.493	1:42.630	5
10	77 Al Zubair - Grenier	32.109	17 Menchaca - Siebert	31.693	77 Al Zubair - Grenier	38.757	10	16 Hahn - Khodair	1:42.525	1:42.943	13
11	12 Hash - Fontana	32.110	96 Dunner - Bateman	31.698	20 Baumann - Pitamber	38.797	11	54 Müller - Mettler	1:42.588	1:42.630	4
12	88 Forgione - Rugolo	32.147	61 Saada - Grunewald	31.714	15 Bergström - Menzel	38.805	12	96 Dunner - Bateman	1:42.709	1:43.019	14
13	15 Bergström - Menzel	32.156	10 Deledda - Pepper	31.719	96 Dunner - Bateman	38.824	13	15 Bergström - Menzel	1:42.817	1:43.148	15
14	10 Deledda - Pepper	32.186	16 Hahn - Khodair	31.740	11 Kirchmayr - Ludwig	38.827	14	88 Forgione - Rugolo	1:42.833	1:42.911	10
15	1 Reicher - Haase	32.186	88 Forgione - Rugolo	31.751	66 Proctor - Proctor	38.835	15	20 Baumann - Pitamber	1:42.834	1:42.925	11
16	96 Dunner - Bateman	32.187	24 Borodin - Webb	31.758	23 Haugen - Ruberti	38.868	16	24 Borodin - Webb	1:42.937	1:42.937	12
17	55 De Meeus - Stanley	32.205	20 Baumann - Pitamber	31.800	88 Forgione - Rugolo	38.935	17	61 Saada - Grunewald	1:42.974	1:43.444	21
18	24 Borodin - Webb	32.210	6 Pierburg - Walker	31.808	24 Borodin - Webb	38.969	18	10 Deledda - Pepper	1:42.977	1:43.368	19
19	19 Moretti - Petrov	32.228	75 Salaquarda - Milota	31.819	61 Saada - Grunewald	38.992	19	66 Proctor - Proctor	1:42.978	1:43.194	17
20	20 Baumann - Pitamber	32.237	55 De Meeus - Stanley	31.833	7 Mardini - van der Helm	39.042	20	25 Cozzi - Sernagiotto	1:43.090	1:43.488	23
21	66 Proctor - Proctor	32.245	54 Müller - Mettler	31.835	10 Deledda - Pepper	39.072	21	55 De Meeus - Stanley	1:43.123	1:43.444	22
22	61 Saada - Grunewald	32.268	15 Bergström - Menzel	31.856	55 De Meeus - Stanley	39.085	22	65 Neumann - Rumpfkeil	1:43.341	1:43.405	20
23	65 Neumann - Rumpfkeil	32.329	65 Neumann - Rumpfkeil	31.897	25 Cozzi - Sernagiotto	39.101	23	6 Pierburg - Walker	1:43.341	1:43.672	24
24	6 Pierburg - Walker	32.340	66 Proctor - Proctor	31.898	65 Neumann - Rumpfkeil	39.115	24	1 Reicher - Haase	1:43.355	1:43.184	16
25	75 Salaquarda - Milota	32.361	12 Hash - Fontana	31.907	6 Pierburg - Walker	39.193	25	75 Salaquarda - Milota	1:43.461	1:43.817	25
26	25 Cozzi - Sernagiotto	32.411	69 Blanchemain - Pla	31.972	19 Moretti - Petrov	39.219	26	23 Haugen - Ruberti	1:43.467	1:43.835	26
27	7 Mardini - van der Helm	32.478	23 Haugen - Ruberti	32.070	75 Salaquarda - Milota	39.281	27	19 Moretti - Petrov	1:43.582	1:44.347	29
28	786 Kiki - Osieka	32.491	108 Naran - Jackson	32.106	63 Ineichen - Pulcini	39.297	28	7 Mardini - van der Helm	1:43.664	1:43.906	28
29	63 Ineichen - Pulcini	32.507	63 Ineichen - Pulcini	32.131	69 Blanchemain - Pla	39.345	29	69 Blanchemain - Pla	1:43.859	1:43.905	27
30	23 Haugen - Ruberti	32.529	19 Moretti - Petrov	32.135	786 Kiki - Osieka	39.365	30	63 Ineichen - Pulcini	1:43.935	1:52.135	33
31	69 Blanchemain - Pla	32.542	7 Mardini - van der Helm	32.144	1 Reicher - Haase	39.489	31	786 Kiki - Osieka	1:44.189	1:44.617	31
32	108 Naran - Jackson	32.703	786 Kiki - Osieka	32.333	108 Naran - Jackson	39.625	32	108 Naran - Jackson	1:44.434	1:44.434	30
33	5 Jedlinski - Korzeniowski	33.077	5 Jedlinski - Korzeniowski	32.821	5 Jedlinski - Korzeniowski	41.493	33	5 Jedlinski - Korzeniowski	1:47.391	1:52.434	34
34	8 Giuseppe Cipriani	33.092	8 Giuseppe Cipriani	Transpond	8 Giuseppe Cipriani	Transpond	34	8 Giuseppe Cipriani	Transpond	1:45.456	32





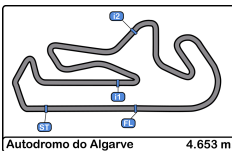
Autodromo Int. do Algarve
International GT Open
Free Practice - 2
Best 5 Lap Times



Autodromo do Algarve 4.653 m.

Cl	N°	Entrant/Team	Nat	Driver 1	Nat	Driver 2	Nat	Vehicle	Cat	Cl	Best 1		Best 2		Best 3		Best 4		Best 5	
											Time	Lap	Time	Lap	Time	Lap	Time	Lap	Time	Lap
1	9	GetSpeed	DEU	Anthony Bartone	USA	Fabian Schiller	DEU	Mercedes AMG GT3 EVO	PRO	1	1:42.032	2	1:42.535	16	1:43.311	15	1:43.930	10	1:44.099	14
2	51	Spirit of Race	CHE	Nicola Marinangeli	ITA	Vicent Abril	FRA	Ferrari 296 GT3	PRO	2	1:42.276	3	1:42.354	2	1:43.699	14	1:43.894	11	1:44.223	12
3	95	Team Motopark	DEU	Morten Strömsted	DNK	Thomas Ikin	GBR	Mercedes AMG GT3 EVO	PROAM	1	1:42.555	2	1:43.940	17	1:44.232	19	1:44.632	22	1:45.615	14
4	54	CBRX by SPS	DEU	Dexter Müller	CHE	Yannick Mettler	CHE	Mercedes AMG GT3 EVO	PROAM	2	1:42.630	3	1:42.809	5	1:44.032	22	1:44.236	25	1:45.691	10
5	77	AlManar Racing by GetSpeed	OMN	Al Faisal Al Zubair	OMN	Mikaël Grenier	CHE	Mercedes AMG GT3 EVO	PRO	3	1:42.630	10	1:42.886	15	1:42.932	4	1:42.938	14	1:43.225	13
6	27	Spirit of Race	CHE	Marco Pulcini	ITA	Eddie Cheever III	ITA	Ferrari 296 GT3	PROAM	3	1:42.639	3	1:43.748	25	1:44.015	24	1:44.935	21	1:45.057	17
7	12	Car Collection Motorsport	DEU	Hash	USA	Alex Fontana	CHE	Porsche 911 GT3 R (992)	PROAM	4	1:42.652	7	1:42.801	4	1:42.824	6	1:42.997	5	1:43.258	12
8	777	Olimp Racing	POL	Marcin Jedlinski	POL	Karol Basz	POL	Audi R8 LMS GT3 Evo II	PROAM	5	1:42.652	4	1:42.839	27	1:43.038	26	1:43.994	6	1:45.200	23
9	11	racing one	DEU	Ernst Kirchmayr	AUT	Luca Ludwig	DEU	Ferrari 296 GT3	PROAM	6	1:42.746	2	1:42.782	3	1:43.271	16	1:46.061	13	1:46.305	12
10	88	Spirit of Race	CHE	Gino Forgione	CHE	Michele Rugolo	ITA	Ferrari 296 GT3	PROAM	7	1:42.911	3	1:42.946	2	1:48.892	13	1:50.457	15	1:52.072	7
11	20	SPS Automotive Performance	DEU	Dominik Baumann	AUT	Mikaeel Pitamber	ZAF	Mercedes AMG GT3 EVO	PRO	4	1:42.925	4	1:43.012	2	1:43.528	23	1:43.712	20	1:43.781	24
12	24	Greystone GT	GBR	Andrey Borodin	IND	Oliver Webb	GBR	McLaren 720s GT3 Evo	PROAM	8	1:42.937	23	1:43.294	21	1:45.095	22	1:49.358	24	1:50.488	18
13	16	AF Corse	ITA	Marcelo Hahn	BRA	Allam Khodair	BRA	Ferrari 296 GT3	PROAM	9	1:42.943	5	1:43.466	3	1:45.057	2	1:46.912	15	1:46.920	16
14	96	Team Motopark	DEU	Lukas Dunner	AUT	Charles Bateman	GBR	Mercedes AMG GT3 EVO	PRO	5	1:43.019	18	1:43.300	20	1:43.930	2	1:43.933	6	1:44.057	5
15	15	Car Collection Motorsport	DEU	Gustav Bergström	SWE	Nico Menzel	DEU	Porsche 911 GT3 R (992)	PRO	6	1:43.148	9	1:43.310	8	1:43.365	15	1:43.466	14	1:44.719	5
16	1	Eastalent Racing	AUT	Simon Reicher	GBR	Christopher Haase	DEU	Audi R8 LMS GT3 Evo II	PRO	7	1:43.184	23	1:43.337	22	1:43.582	4	1:44.073	21	1:44.159	6
17	66	Greystone GT	GBR	Stewart Proctor	GBR	Lewis Proctor	GBR	McLaren 720S GT3	PROAM	10	1:43.194	14	1:43.507	12	1:43.629	9	1:43.833	8	1:43.867	13
18	17	Team Motopark	DEU	Diego Menchaca	MEX	Marcos Siebert	ARG	Mercedes AMG GT3 EVO	PRO	8	1:43.198	14	1:43.319	13	1:43.355	16	1:43.721	15	1:44.791	12
19	10	Oregon Team	ITA	Alessio Deledda	ITA	Jordan Pepper	ZAF	Lamborghini Huracan GT3 EVO2	PRO	9	1:43.368	25	1:43.384	16	1:43.452	18	1:43.628	20	1:43.869	15
20	65	Team Motopark	DEU	Heiko Neumann	DEU	Timo Rumpfkeil	DEU	Mercedes AMG GT3 EVO	AM	1	1:43.405	14	1:44.564	4	1:44.888	5	1:44.946	20	1:45.004	23
21	55	AF Corse	ITA	Laurent De Meeus	BEL	Jamie Stanley	GBR	Ferrari 488 GT3 MY 2020	PROAM	11	1:43.444	23	1:43.453	20	1:43.813	10	1:43.824	14	1:44.031	11
22	61	AF Corse	ITA	Jean-Claude Saada	USA	Conrad Grunewald	USA	Ferrari 296 GT3	PROAM	12	1:43.444	19	1:43.640	18	1:43.776	16	1:43.831	14	1:43.840	15
23	25	AF Corse	ITA	Alessandro Cozzi	ITA	Giorgio Sernagiotto	ITA	Ferrari 296 GT3	PROAM	13	1:43.488	4	1:45.123	22	1:45.667	11	1:45.809	17	1:45.915	12
24	6	GetSpeed	DEU	Valentin Pierburg	DEU	Aaron Walker	GBR	Mercedes AMG GT3 EVO	PROAM	14	1:43.672	22	1:43.870	6	1:44.025	4	1:44.262	3	1:45.452	21
25	75	ISR Racing	CZE	Filip Salaquarda	CZE	Libor Milota	CZE	Audi R8 LMS GT3 Evo II	PROAM	15	1:43.817	5	1:44.323	3	1:46.277	4	1:46.607	12	2:15.356	10
26	23	Pellin Racing	ITA	Thor Haugen	USA	Paolo Ruberti	ITA	Ferrari 488 GT3 2020	PROAM	16	1:43.835	3	1:44.049	4	1:52.400	6	1:57.932	10	2:02.594	12
27	69	Scuderia Villorba Corse	ITA	Michael Blanchemain	FRA	Jim Pla	FRA	Mercedes AMG GT3 EVO	PROAM	17	1:43.905	3	1:44.077	21	1:44.312	20	1:44.725	19	1:44.793	16
28	7	Car Collection Motorsport	DEU	Bashar Mardini	CAN	Tijmen van der Helm	NLD	Porsche 911 GT3 R (992)	PROAM	18	1:43.906	2	1:43.934	7	1:44.373	5	1:44.886	17	1:45.364	11
29	19	Oregon Team	ITA	Marzio Moretti	ITA	Artem Petrov	ISR	Lamborghini Huracan GT3 EVO2	PRO	10	1:44.347	15	1:44.389	16	1:44.632	14	1:44.744	12	1:46.888	13
30	108	Vimana by GetSpeed	DEU	Ameerh Naran	SWE	Tom Jackson	GBR	Mercedes AMG GT3 EVO	PROAM	19	1:44.434	28	1:45.059	29	1:45.457	26	1:48.659	15	1:48.872	18
31	786	GetSpeed	DEU	Kiki Sak Nana	ITA	Adam Osieka	DEU	Mercedes AMG GT3 EVO	AM	2	1:44.617	20	1:44.725	13	1:44.731	16	1:44.781	24	1:45.244	19
32	8	Il Barone Rampante	ITA	Giuseppe Cipriani	ITA		ITA	Lamborghini Huracan GT3 EVO	AM	3	1:45.456	7	1:45.571	8	1:45.687	6	1:46.344	3	1:46.601	10
33	63	Oregon Team	ITA	Rolf Ineichen	CHE	Leonardo Pulcini	ITA	Lamborghini Huracan GT3 EVO2	PRO	11	1:52.135	12	2:03.697	15	3:07.901	9	9:11.946	13	20:21.58	16
34	5	Olimp Racing	POL	Stanislaw Jedlinski	POL	Krystian Korzeniowski	POL	Ferrari 296 GT3	AM	4	1:52.434	19	1:52.530	8	1:52.802	14	1:52.965	5	1:54.203	13



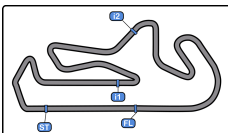


Autodromo Int. do Algarve
International GT Open
Free Practice - 2
Best 5 Top Speeds



Cl	N°	Entrant/Team	Nat	Driver 1	Nat	Driver 2	Nat	Vehicle	Cat	Cl	Top 1		Top 2		Top 3		Top 4		Top 5		Avg
											Km/h	Lap	Km/h	Lap	Km/h	Lap	Km/h	Lap	Km/h	Lap	
1	777	Olimp Racing	POL	Marcin Jedlinski	POL	Karol Basz	POL	Audi R8 LMS GT3 Evo II	PROAM	1	268.6	10	267.9	5	266.6	27	265.3	9	265.3	28	266.8
2	11	racing one	DEU	Ernst Kirchmayr	AUT	Luca Ludwig	AUT	Ferrari 296 GT3	PROAM	2	267.3	17	265.3	18	265.3	20	264.7	3	264.7	5	265.4
3	66	Greystone GT	GBR	Stewart Proctor	GBR	Lewis Proctor	GBR	McLaren 720S GT3	PROAM	3	265.3	10	263.4	9	263.4	13	263.4	15	262.1	6	263.5
4	88	Spirit of Race	CHE	Gino Forgione	CHE	Michele Rugolo	ITA	Ferrari 296 GT3	PROAM	4	265.3	16	264.7	7	264.0	4	264.0	6	264.0	10	264.4
5	1	Eastalent Racing	AUT	Simon Reicher	AUT	Christopher Haase	DEU	Audi R8 LMS GT3 Evo II	PRO	1	264.7	6	264.0	18	263.4	19	263.4	22	263.4	23	263.8
6	24	Greystone GT	GBR	Andrey Borodin	RUS	Oliver Webb	GBR	McLaren 720s GT3 Evo	PROAM	5	264.7	22	264.0	24	263.4	23	262.7	21	262.1	9	263.4
7	55	AF Corse	ITA	Laurent De Meeus	BEL	Jamie Stanley	GBR	Ferrari 488 GT3 MY 2020	PROAM	6	264.7	21	264.0	24	263.4	10	263.4	11	263.4	12	263.8
8	27	Spirit of Race	CHE	Marco Pulcini	ITA	Eddie Cheever III	ITA	Ferrari 296 GT3	PROAM	7	264.0	6	264.0	25	263.4	7	262.7	5	262.7	8	263.4
9	77	AlManar Racing by GetSpeed	QAT	Al Faisal Al Zubair	QAT	Mikaël Grenier	QAT	Mercedes AMG GT3 EVO	PRO	2	264.0	9	262.7	25	262.1	5	262.1	8	262.1	11	262.6
10	12	Car Collection Motorsport	DEU	Hash	USA	Alex Fontana	CHE	Porsche 911 GT3 R (992)	PROAM	8	263.4	3	263.4	8	262.7	14	262.7	15	262.1	10	262.9
11	17	Team Motopark	DEU	Diego Menchaca	MEX	Marcos Siebert	ARG	Mercedes AMG GT3 EVO	PRO	3	263.4	6	263.4	17	262.7	4	262.7	12	262.1	7	262.9
12	20	SPS Automotive Performance	DEU	Dominik Baumann	AUT	Mikaeel Pitamber	ZAF	Mercedes AMG GT3 EVO	PRO	4	263.4	5	262.7	3	262.1	8	262.1	9	262.1	21	262.5
13	54	CBRX by SPS	DEU	Dexter Müller	CHE	Yannick Mettler	CHE	Mercedes AMG GT3 EVO	PROAM	9	263.4	24	261.5	6	260.8	4	260.8	22	260.8	25	261.5
14	61	AF Corse	ITA	Jean-Claude Saada	USA	Conrad Grunewald	USA	Ferrari 296 GT3	PROAM	10	263.4	17	262.7	11	262.7	13	262.7	18	262.1	19	262.7
15	9	GetSpeed	DEU	Anthony Bartone	USA	Fabian Schiller	DEU	Mercedes AMG GT3 EVO	PRO	5	262.7	17	261.5	3	261.5	8	261.5	11	260.8	5	261.6
16	10	Oregon Team	ITA	Alessio Deledda	ZAF	Jordan Pepper	ITA	Lamborghini Huracan GT3 EVO2	PRO	6	262.7	10	262.1	11	262.1	24	261.5	13	261.5	17	262.0
17	16	AF Corse	ITA	Marcelo Hahn	BRA	Allam Khodair	BRA	Ferrari 296 GT3	PROAM	11	262.7	10	261.5	4	261.5	5	261.5	6	260.8	9	261.6
18	25	AF Corse	ITA	Alessandro Cozzi	ITA	Giorgio Sernagiotto	ITA	Ferrari 296 GT3	PROAM	12	262.7	22	262.1	20	261.5	6	261.5	7	261.5	12	261.8
19	95	Team Motopark	DEU	Morten Strömsted	DNK	Thomas Ikin	GBR	Mercedes AMG GT3 EVO	PROAM	13	262.7	20	262.1	19	260.8	23	260.2	12	260.2	18	261.2
20	19	Oregon Team	ITA	Marzio Moretti	ITA	Artem Petrov	ISR	Lamborghini Huracan GT3 EVO2	PRO	7	262.1	9	260.2	8	260.2	15	259.6	3	259.6	7	260.3
21	51	Spirit of Race	CHE	Nicola Marinangeli	ITA	Vicent Abril	POR	Ferrari 296 GT3	PRO	8	262.1	4	260.8	5	260.8	9	260.8	11	260.8	13	261.1
22	786	GetSpeed	DEU	Kiki Sak Nana	THA	Adam Osieka	DEU	Mercedes AMG GT3 EVO	AM	1	262.1	20	261.5	18	261.5	21	260.8	22	260.2	10	261.2
23	65	Team Motopark	DEU	Heiko Neumann	DEU	Timo Rumpfkeil	DEU	Mercedes AMG GT3 EVO	AM	2	261.5	12	261.5	13	261.5	14	260.8	8	260.8	11	261.2
24	75	ISR Racing	CZE	Filip Salaquarda	CZE	Libor Milota	CZE	Audi R8 LMS GT3 Evo II	PROAM	14	261.5	6	260.8	13	260.2	3	259.6	4	259.6	5	260.3
25	7	Car Collection Motorsport	DEU	Bashar Mardini	CAN	Tijmen van der Helm	NLD	Porsche 911 GT3 R (992)	PROAM	15	260.8	8	260.2	16	259.6	13	259.6	18	258.9	3	259.8
26	15	Car Collection Motorsport	DEU	Gustav Bergström	SWE	Nico Menzel	DEU	Porsche 911 GT3 R (992)	PRO	9	260.8	9	260.8	10	260.2	16	259.6	21	258.9	2	260.1
27	63	Oregon Team	ITA	Rolf Ineichen	CHE	Leonardo Pulcini	ITA	Lamborghini Huracan GT3 EVO2	PRO	10	260.8	3	260.2	8	259.6	5	259.6	11	259.6	15	259.9
28	96	Team Motopark	DEU	Lukas Dunner	AUT	Charles Bateman	GBR	Mercedes AMG GT3 EVO	PRO	11	260.8	13	260.2	12	260.2	19	260.2	26	259.6	7	260.2
29	8	Il Barone Rampante	ITA	Giuseppe Cipriani	ITA		ITA	Lamborghini Huracan GT3 EVO	AM	3	259.6	7	258.9	8	256.5	9	255.9	10	254.7	5	257.1
30	23	Pellin Racing	ITA	Thor Haugen	USA	Paolo Ruberti	ITA	Ferrari 488 GT3 2020	PROAM	16	259.6	16	258.9	3	258.3	2	257.7	4	257.7	5	258.4
31	69	Scuderia Villorba Corse	ITA	Michael Blanchemain	FRA	Jim Pla	FRA	Mercedes AMG GT3 EVO	PROAM	17	259.6	22	259.6	27	258.9	15	258.9	19	258.9	21	259.2
32	6	GetSpeed	DEU	Valentin Pierburg	DEU	Aaron Walker	GBR	Mercedes AMG GT3 EVO	PROAM	18	258.3	16	258.3	22	258.3	23	258.3	24	257.7	7	258.2
33	108	Vimana by GetSpeed	DEU	Ameerh Naran	ZWE	Tom Jackson	GBR	Mercedes AMG GT3 EVO	PROAM	19	258.3	24	258.3	29	257.7	28	257.7	30	256.5	20	257.7
34	5	Olimp Racing	POL	Stanislaw Jedlinski	POL	Krystian Korzeniowski	POL	Ferrari 296 GT3	AM	4	257.1	5	257.1	16	257.1	20	255.9	7	255.3	15	256.5





Autodromo Int. do Algarve

International GT Open

Free Practice - 2

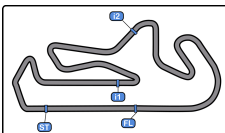
Fastest Laps Sequence

Autodromo do Algarve 4.653 m.



Lap	Time of Day	Session Time	Nº Entrant/Team	Nat	Driver 1	Nat	Driver 2	Nat	Vehicle	Cat	Time	Km/h
2	15:13:38.709	3:38.709	95 Team Motopark		Morten Strömsted		Thomas Ikin		Mercedes AMG GT3 EVO	PROAM	1:42.555	163.3
2	15:14:07.007	4:07.007	51 Spirit of Race		Nicola Marinangeli		Vicent Abril		Ferrari 296 GT3	PRO	1:42.354	163.6
3	15:15:49.283	5:49.283	51 Spirit of Race		Nicola Marinangeli		Vicent Abril		Ferrari 296 GT3	PRO	1:42.276	163.7
2	15:18:22.183	8:22.183	9 GetSpeed		Anthony Bartone		Fabian Schiller		Mercedes AMG GT3 EVO	PRO	1:42.032	164.1





Autodromo Int. do Algarve

International GT Open

Free Practice - 2

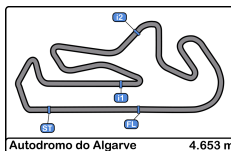
Event Best Maximum Speed



Autodromo do Algarve 4.653 m.

Nº	Entrant/Team	Nat	Driver 1	Nat	Driver 2	Nat	Vehicle	Cat	Km/h	Session
777	Olimp Racing	POL	Marcin Jedlinski	POL	Karol Basz	POL	Audi R8 LMS GT3 Evo II	PROAM	268.6	Free Practice - 2
11	racing one	DEU	Ernst Kirchmayr	AUT	Luca Ludwig	DEU	Ferrari 296 GT3	PROAM	267.3	Free Practice - 2
66	Greystone GT	GBR	Stewart Proctor	GBR	Lewis Proctor	GBR	McLaren 720S GT3	PROAM	265.3	Free Practice - 2
88	Spirit of Race	CHE	Gino Forgione	CHE	Michele Rugolo	ITA	Ferrari 296 GT3	PROAM	265.3	Free Practice - 2
1	Eastalent Racing	AUT	Simon Reicher	AUT	Christopher Haase	DEU	Audi R8 LMS GT3 Evo II	PRO	264.7	Free Practice - 2
55	AF Corse	ITA	Laurent De Meeus	BEL	Jamie Stanley	GBR	Ferrari 488 GT3 MY 2020	PROAM	264.7	Free Practice - 2
24	Greystone GT	GBR	Andrey Borodin	ITA	Oliver Webb	GBR	McLaren 720s GT3 Evo	PROAM	264.7	Free Practice - 2
77	AlManar Racing by GetSpeed	OMN	Al Faisal Al Zubair	OMN	Mikaël Grenier	CND	Mercedes AMG GT3 EVO	PRO	264.0	Free Practice - 2
27	Spirit of Race	CHE	Marco Pulcini	ITA	Eddie Cheever III	ITA	Ferrari 296 GT3	PROAM	264.0	Free Practice - 2
75	ISR Racing	CZE	Filip Salaquarda	CZE	Libor Milota	CZE	Audi R8 LMS GT3 Evo II	PROAM	263.4	Free Practice - 1
12	Car Collection Motorsport	DEU	Hash	USA	Alex Fontana	CHE	Porsche 911 GT3 R (992)	PROAM	263.4	Free Practice - 2
20	SPS Automotive Performance	DEU	Dominik Baumann	USA	Mikael Pitamber	ZAF	Mercedes AMG GT3 EVO	PRO	263.4	Free Practice - 2
61	AF Corse	ITA	Jean-Claude Saada	USA	Conrad Grunewald	USA	Ferrari 296 GT3	PROAM	263.4	Free Practice - 2
17	Team Motopark	DEU	Diego Menchaca	MEX	Marcos Siebert	ARG	Mercedes AMG GT3 EVO	PRO	263.4	Free Practice - 2
54	CBRX by SPS	DEU	Dexter Müller	CHE	Yannick Mettler	CHE	Mercedes AMG GT3 EVO	PROAM	263.4	Free Practice - 2
10	Oregon Team	ITA	Alessio Deledda	ITA	Jordan Pepper	ZAF	Lamborghini Huracan GT3 EVO2	PRO	262.7	Free Practice - 2
16	AF Corse	ITA	Marcelo Hahn	BRA	Allam Khodair	BRA	Ferrari 296 GT3	PROAM	262.7	Free Practice - 2
9	GetSpeed	DEU	Anthony Bartone	USA	Fabian Schiller	DEU	Mercedes AMG GT3 EVO	PRO	262.7	Free Practice - 2
95	Team Motopark	DEU	Morten Strömsted	DNK	Thomas Ikin	GBR	Mercedes AMG GT3 EVO	PROAM	262.7	Free Practice - 2
25	AF Corse	ITA	Alessandro Cozzi	ITA	Giorgio Sernagiotto	ITA	Ferrari 296 GT3	PROAM	262.7	Free Practice - 2
51	Spirit of Race	CHE	Nicola Marinangeli	ITA	Vicent Abril	FRA	Ferrari 296 GT3	PRO	262.1	Free Practice - 2
19	Oregon Team	ITA	Marzio Moretti	ITA	Artem Petrov	ISR	Lamborghini Huracan GT3 EVO2	PRO	262.1	Free Practice - 2
786	GetSpeed	DEU	Kiki Sak Nana	THA	Adam Osieka	DEU	Mercedes AMG GT3 EVO	AM	262.1	Free Practice - 2
65	Team Motopark	DEU	Heiko Neumann	DEU	Timo Rumpfkeil	DEU	Mercedes AMG GT3 EVO	AM	261.5	Free Practice - 2
63	Oregon Team	ITA	Rolf Ineichen	CHE	Leonardo Pulcini	ITA	Lamborghini Huracan GT3 EVO2	PRO	260.8	Free Practice - 2
7	Car Collection Motorsport	DEU	Bashar Mardini	CAN	Tijmen van der Helm	NLD	Porsche 911 GT3 R (992)	PROAM	260.8	Free Practice - 2
15	Car Collection Motorsport	DEU	Gustav Bergström	SWE	Nico Menzel	DEU	Porsche 911 GT3 R (992)	PRO	260.8	Free Practice - 2
96	Team Motopark	DEU	Lukas Dunner	AUT	Charles Bateman	GBR	Mercedes AMG GT3 EVO	PRO	260.8	Free Practice - 2
5	Olimp Racing	POL	Stanislaw Jedlinski	POL	Krystian Korzeniowski	POL	Ferrari 296 GT3	AM	260.2	Private test - 2
69	Scuderia Villorba Corse	ITA	Michael Blanchemain	FRA	Jim Pla	FRA	Mercedes AMG GT3 EVO	PROAM	260.2	Free Practice - 1
8	Il Barone Rampante	ITA	Giuseppe Cipriani	ITA		ITA	Lamborghini Huracan GT3 EVO	AM	259.6	Free Practice - 2
23	Pellin Racing	ITA	Thor Haugen	USA	Paolo Ruberti	ITA	Ferrari 488 GT3 2020	PROAM	259.6	Free Practice - 2
6	GetSpeed	DEU	Valentin Pierburg	DEU	Aaron Walker	GBR	Mercedes AMG GT3 EVO	PROAM	258.3	Free Practice - 2
108	Vimana by GetSpeed	DEU	Ameerh Naran	ZWE	Tom Jackson	GBR	Mercedes AMG GT3 EVO	PROAM	258.3	Free Practice - 2





Autodromo Int. do Algarve
International GT Open
Free Practice - 2
Pit Stop Analysis



1 Simon Reicher Audi R8 LMS GT3 Evo II
 PRO Christopher Haase Eastalent Racing

Nº	In Day Time	In Time	Out Time	Pit Time	T. Pit Time	Handicap	Diff.
1	15:27:28.307	15:27:28.307	15:30:34.348	3:06.041	3:06.041		
2	15:41:02.091	15:41:02.091	15:48:29.837	7:27.746	10:33.787		
3	15:59:03.933	15:59:03.933	16:00:48.251	1:44.318	12:18.105		

5 Stanislaw Jedlinski Ferrari 296 GT3
 AM Krystian Korzeniowski Olimp Racing

Nº	In Day Time	In Time	Out Time	Pit Time	T. Pit Time	Handicap	Diff.
1	15:12:21.126	15:12:21.126	15:22:39.460	10:18.334	10:18.334		
2	15:24:40.287	15:24:40.287	15:30:21.029	5:40.742	15:59.076		
3	15:35:54.281	15:35:54.281	15:38:06.549	2:12.268	18:11.344		

6 Valentin Pierburg Mercedes AMG GT3 EVO
 PROAM Aaron Walker GetSpeed

Nº	In Day Time	In Time	Out Time	Pit Time	T. Pit Time	Handicap	Diff.
1	15:26:24.931	15:26:24.931	15:29:41.084	3:16.153	3:16.153		
2	15:43:53.308	15:43:53.308	15:45:29.025	1:35.717	4:51.870		
3	15:47:17.539	15:47:17.539	15:50:02.832	2:45.293	7:37.163		
4	16:02:25.811	16:02:25.811	16:03:48.568	1:22.757	8:59.920		
5	16:05:32.911	16:05:32.911	16:06:53.601	1:20.690	10:20.610		

7 Bashar Mardini Porsche 911 GT3 R (992)
 PROAM Tijmen van der Helm Car Collection Motorsport

Nº	In Day Time	In Time	Out Time	Pit Time	T. Pit Time	Handicap	Diff.
1	15:24:38.588	15:24:38.588	15:27:36.785	2:58.197	2:58.197		
2	15:36:41.967	15:36:41.967	15:39:18.371	2:36.404	5:34.601		
3	15:48:13.729	15:48:13.729	15:49:34.735	1:21.006	6:55.607		

9 Anthony Bartone Mercedes AMG GT3 EVO
 PRO Fabian Schiller GetSpeed

Nº	In Day Time	In Time	Out Time	Pit Time	T. Pit Time	Handicap	Diff.
1	15:23:36.818	15:23:36.818	15:25:50.912	2:14.094	2:14.094		
2	15:36:17.826	15:36:17.826	15:44:59.439	8:41.613	10:55.707		
3	15:55:22.693	15:55:22.693	15:58:23.614	3:00.921	13:56.628		

10 Alessio Deledda Lamborghini Huracan GT3 EVO2
 PRO Jordan Pepper Oregon Team

Nº	In Day Time	In Time	Out Time	Pit Time	T. Pit Time	Handicap	Diff.
1	15:21:19.142	15:21:19.142	15:22:34.252	1:15.110	1:15.110		
2	15:34:54.971	15:34:54.971	15:39:04.197	4:09.226	5:24.336		
3	15:53:01.382	15:53:01.382	15:54:40.304	1:38.922	7:03.258		
4	15:56:29.492	15:56:29.492	15:57:56.104	1:26.612	8:29.870		

11 Ernst Kirchmayr Ferrari 296 GT3
 PROAM Luca Ludwig racing one

Nº	In Day Time	In Time	Out Time	Pit Time	T. Pit Time	Handicap	Diff.
1	15:23:22.365	15:23:22.365	15:30:32.013	7:09.648	7:09.648		
2	15:46:50.412	15:46:50.412	15:51:52.473	5:02.061	12:11.709		

12 Hash Porsche 911 GT3 R (992)
 PROAM Alex Fontana Car Collection Motorsport

Nº	In Day Time	In Time	Out Time	Pit Time	T. Pit Time	Handicap	Diff.
1	15:24:35.800	15:24:35.800	15:30:39.487	6:03.687	6:03.687		
2	15:42:54.386	15:42:54.386	15:44:09.486	1:15.100	7:18.787		
3	15:59:08.154	15:59:08.154	16:01:17.195	2:09.041	9:27.828		

15 Gustav Bergström Porsche 911 GT3 R (992)
 PRO Nico Menzel Car Collection Motorsport

Nº	In Day Time	In Time	Out Time	Pit Time	T. Pit Time	Handicap	Diff.
1	15:20:48.188	15:20:48.188	15:22:08.246	1:20.058	1:20.058		
2	15:29:06.562	15:29:06.562	15:38:21.989	9:15.427	10:35.485		
3	15:48:52.514	15:48:52.514	15:54:15.579	5:23.065	15:58.550		

16 Marcelo Hahn Ferrari 296 GT3
 PROAM Allam Khodair AF Corse

Nº	In Day Time	In Time	Out Time	Pit Time	T. Pit Time	Handicap	Diff.
1	15:23:18.881	15:23:18.881	15:28:39.941	5:21.060	5:21.060		
2	15:35:44.221	15:35:44.221	15:38:26.635	2:42.414	8:03.474		
3	15:52:49.659	15:52:49.659	15:59:40.836	6:51.177	14:54.651		

17 Diego Menchaca Mercedes AMG GT3 EVO
 PRO Marcos Siebert Team Motopark

Nº	In Day Time	In Time	Out Time	Pit Time	T. Pit Time	Handicap	Diff.
1	15:39:24.182	15:39:24.182	15:42:28.266	3:04.084	3:04.084		
2	15:58:09.572	15:58:09.572	15:59:31.923	1:22.351	4:26.435		
3	16:03:02.388	16:03:02.388	16:04:35.228	1:32.840	5:59.275		
4	16:06:22.068	16:06:22.068	16:07:45.882	1:23.814	7:23.089		

19 Marzio Moretti Lamborghini Huracan GT3 EVO2
 PRO Artem Petrov Oregon Team

Nº	In Day Time	In Time	Out Time	Pit Time	T. Pit Time	Handicap	Diff.
1	15:31:21.477	15:31:21.477	15:32:09.813	48.336	48.336		
2	15:33:55.759	15:33:55.759	15:36:56.856	3:01.097	3:49.433		

20 Dominik Baumann Mercedes AMG GT3 EVO
 PRO Mikael Pitamber SPS Automotive Performance

Nº	In Day Time	In Time	Out Time	Pit Time	T. Pit Time	Handicap	Diff.
1	15:24:26.021	15:24:26.021	15:27:18.214	2:52.193	2:52.193		
2	15:46:39.554	15:46:39.554	15:50:17.229	3:37.675	6:29.868		
3	15:59:11.978	15:59:11.978	16:00:35.383	1:23.405	7:53.273		

23 Thor Haugen Ferrari 488 GT3 2020
 PROAM Paolo Ruberti Pellin Racing

Nº	In Day Time	In Time	Out Time	Pit Time	T. Pit Time	Handicap	Diff.
1	15:21:32.543	15:21:32.543	15:24:18.162	2:45.619	2:45.619		
2	15:26:13.935	15:26:13.935	15:29:32.784	3:18.849	6:04.468		
3	15:35:12.609	15:35:12.609	15:40:23.350	5:10.741	11:15.209		
4	15:44:35.386	15:44:35.386	15:47:48.634	3:13.248	14:28.457		
5	15:49:44.578	15:49:44.578	15:51:29.486	1:44.908	16:13.365		
6	15:53:24.266	15:53:24.266	16:03:20.024	9:55.758	26:09.123		

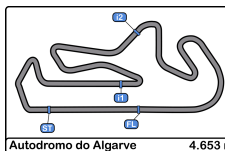
24 Andrey Borodin McLaren 720s GT3 Evo
 PROAM Oliver Webb Greystone GT

Nº	In Day Time	In Time	Out Time	Pit Time	T. Pit Time	Handicap	Diff.
1	15:19:21.327	15:19:21.327	15:22:20.641	2:59.314	2:59.314		
2	15:35:42.896	15:35:42.896	15:37:20.124	1:37.228	4:36.542		
3	15:52:24.507	15:52:24.507	15:55:52.373	3:27.866	8:04.408		
4	16:04:32.258	16:04:32.258	16:07:42.154	3:09.896	11:14.304		

25 Alessandro Cozzi Ferrari 296 GT3
 PROAM Giorgio Sernagiotto AF Corse

Nº	In Day Time	In Time	Out Time	Pit Time	T. Pit Time	Handicap	Diff.
1	15:24:41.873	15:24:41.873	15:33:23.923	8:42.050	8:42.050		
2	15:45:49.007	15:45:49.007	15:50:55.152	5:06.145	13:48.195		
3	16:01:32.224	16:01:32.224	16:03:16.249	1:44.025	15:32.220		





Autodromo Int. do Algarve
International GT Open
Free Practice - 2
Pit Stop Analysis



27 Marco Pulcini Ferrari 296 GT3

PROAM		Eddie Cheever III		Spirit of Race			
Nº	In Day Time	In Time	Out Time	Pit Time	T. Pit Time	Handicap	Diff.
1	15:28:47.793	15:28:47.793	15:32:11.313	3:23.520	3:23.520		
2	15:39:28.706	15:39:28.706	15:41:05.219	1:36.513	5:00.033		
3	15:58:46.830	15:58:46.830	16:01:45.961	2:59.131	7:59.164		

51 Nicola Marinangeli Ferrari 296 GT3

PRO		Vicent Abril		Spirit of Race			
Nº	In Day Time	In Time	Out Time	Pit Time	T. Pit Time	Handicap	Diff.
1	15:21:14.328	15:21:14.328	15:22:35.232	1:20.904	1:20.904		
2	15:28:07.060	15:28:07.060	15:31:26.399	3:19.339	4:40.243		
3	15:41:58.964	15:41:58.964	15:44:41.646	2:42.682	7:22.925		
4	15:53:36.425	15:53:36.425	15:56:42.653	3:06.228	10:29.153		
5	16:00:13.091	16:00:13.091	16:06:02.411	5:49.320	16:18.473		

54 Dexter Müller Mercedes AMG GT3 EVO

PROAM		Yannick Mettler		CBRX by SPS			
Nº	In Day Time	In Time	Out Time	Pit Time	T. Pit Time	Handicap	Diff.
1	15:28:49.643	15:28:49.643	15:30:45.189	1:55.546	1:55.546		
2	15:45:06.921	15:45:06.921	15:46:30.580	1:23.659	3:19.205		
3	15:57:22.252	15:57:22.252	15:58:42.053	1:19.801	4:39.006		

55 Laurent De Meeus Ferrari 488 GT3 MY 2020

PROAM		Jamie Stanley		AF Corse			
Nº	In Day Time	In Time	Out Time	Pit Time	T. Pit Time	Handicap	Diff.
1	15:25:25.363	15:25:25.363	15:28:26.172	3:00.809	3:00.809		
2	15:35:25.296	15:35:25.296	15:39:46.925	4:21.629	7:22.438		
3	15:46:46.761	15:46:46.761	15:49:14.188	2:27.427	9:49.865		
4	15:58:03.374	15:58:03.374	16:00:45.100	2:41.726	12:31.591		
5	16:05:57.619	16:05:57.619	16:07:18.335	1:20.716	13:52.307		

61 Jean-Claude Saada Ferrari 296 GT3

PROAM		Conrad Grunewald		AF Corse			
Nº	In Day Time	In Time	Out Time	Pit Time	T. Pit Time	Handicap	Diff.
1	15:30:52.655	15:30:52.655	15:32:28.269	1:35.614	1:35.614		
2	15:48:04.591	15:48:04.591	15:53:26.387	5:21.796	6:57.410		
3	15:56:54.271	15:56:54.271	16:00:04.603	3:10.332	10:07.742		

63 Rolf Ineichen Lamborghini Huracan GT3 EVO2

PRO		Leonardo Pulcini		Oregon Team			
Nº	In Day Time	In Time	Out Time	Pit Time	T. Pit Time	Handicap	Diff.
1	15:24:47.449	15:24:47.449	15:26:08.391	1:20.942	1:20.942		
2	15:27:55.352	15:27:55.352	15:29:28.870	1:33.518	2:54.460		
3	15:34:46.946	15:34:46.946	15:42:15.832	7:28.886	10:23.346		
4	15:47:46.745	15:47:46.745	16:06:22.427	18:35.682	28:59.028		

65 Heiko Neumann Mercedes AMG GT3 EVO

AM		Timo Rumpfkeil		Team Motopark			
Nº	In Day Time	In Time	Out Time	Pit Time	T. Pit Time	Handicap	Diff.
1	15:24:18.700	15:24:18.700	15:26:05.046	1:46.346	1:46.346		
2	15:38:21.225	15:38:21.225	15:40:12.827	1:51.602	3:37.948		
3	15:41:55.495	15:41:55.495	15:43:24.632	1:29.137	5:07.085		
4	15:52:14.709	15:52:14.709	15:54:18.811	2:04.102	7:11.187		
5	15:59:35.989	15:59:35.989	16:00:56.662	1:20.673	8:31.860		

66 Stewart Proctor McLaren 720S GT3

PROAM		Lewis Proctor		Greystone GT			
Nº	In Day Time	In Time	Out Time	Pit Time	T. Pit Time	Handicap	Diff.
1	15:18:40.319	15:18:40.319	15:20:45.940	2:05.621	2:05.621		
2	15:31:27.861	15:31:27.861	15:32:38.774	1:10.913	3:16.534		
3	15:43:09.135	15:43:09.135	15:46:19.160	3:10.025	6:26.559		
4	15:53:17.958	15:53:17.958	15:55:25.236	2:07.278	8:33.837		

69 Michael Blanchemain Mercedes AMG GT3 EVO

PROAM		Jim Pla		Scuderia Villorba Corse			
Nº	In Day Time	In Time	Out Time	Pit Time	T. Pit Time	Handicap	Diff.
1	15:20:52.006	15:20:52.006	15:22:09.941	1:17.935	1:17.935		
2	15:35:27.531	15:35:27.531	15:37:31.151	2:03.620	3:21.555		
3	15:44:32.428	15:44:32.428	15:46:08.877	1:36.449	4:58.004		
4	15:54:52.533	15:54:52.533	15:56:13.344	1:20.811	6:18.815		

75 Filip Salaquarda Audi R8 LMS GT3 Evo II

PROAM		Libor Milota		ISR Racing			
Nº	In Day Time	In Time	Out Time	Pit Time	T. Pit Time	Handicap	Diff.
1	15:22:39.889	15:22:39.889	15:24:51.367	2:11.478	2:11.478		
2	15:27:08.897	15:27:08.897	15:38:38.391	11:29.494	13:40.972		
3	15:42:37.327	15:42:37.327	16:01:27.775	18:50.448	32:31.420		

77 Al Faisal Al Zubair Mercedes AMG GT3 EVO

PRO		Mikaël Grenier		AIManar Racing by GetSpeed			
Nº	In Day Time	In Time	Out Time	Pit Time	T. Pit Time	Handicap	Diff.
1	15:24:27.553	15:24:27.553	15:26:27.906	2:00.353	2:00.353		
2	15:35:17.818	15:35:17.818	15:37:14.026	1:56.208	3:56.561		
3	15:45:56.389	15:45:56.389	15:48:44.517	2:48.128	6:44.689		
4	15:57:28.859	15:57:28.859	15:58:48.885	1:20.026	8:04.715		
5	16:07:35.473	16:07:35.473	16:09:08.214	1:32.741	9:37.456		

88 Gino Forgione Ferrari 296 GT3

PROAM		Michele Rugolo		Spirit of Race			
Nº	In Day Time	In Time	Out Time	Pit Time	T. Pit Time	Handicap	Diff.
1	15:18:33.343	15:18:33.343	15:25:58.318	7:24.975	7:24.975		
2	15:31:11.681	15:31:11.681	15:37:42.513	6:30.832	13:55.807		
3	15:43:04.019	15:43:04.019	15:48:02.720	4:58.701	18:54.508		
4	16:01:08.906	16:01:08.906	16:05:40.009	4:31.103	23:25.611		

95 Morten Strömsted Mercedes AMG GT3 EVO

PROAM		Thomas Ikin		Team Motopark			
Nº	In Day Time	In Time	Out Time	Pit Time	T. Pit Time	Handicap	Diff.
1	15:18:48.414	15:18:48.414	15:20:27.304	1:38.890	1:38.890		
2	15:38:20.128	15:38:20.128	15:52:48.863	14:28.735	16:07.625		

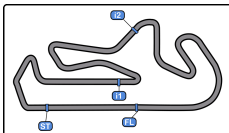
96 Lukas Dunner Mercedes AMG GT3 EVO

PRO		Charles Bateman		Team Motopark			
Nº	In Day Time	In Time	Out Time	Pit Time	T. Pit Time	Handicap	Diff.
1	15:22:26.272	15:22:26.272	15:23:48.904	1:22.632	1:22.632		
2	15:34:16.228	15:34:16.228	15:35:36.188	1:19.960	2:42.592		
3	15:49:27.862	15:49:27.862	15:58:32.675	9:04.813	11:47.405		
4	16:07:25.877	16:07:25.877	16:09:02.219	1:36.342	13:23.747		

108 Ameerh Naran Mercedes AMG GT3 EVO

PROAM		Tom Jackson		Vimana by GetSpeed			
Nº	In Day Time	In Time	Out Time	Pit Time	T. Pit Time	Handicap	Diff.
1	15:55:50.954	15:55:50.954	15:59:17.600	3:26.646	3:26.646		





Autodromo do Algarve 4.653 m.

Autodromo Int. do Algarve International GT Open Free Practice - 2 Pit Stop Analysis



777 Marcin Jedlinski Audi R8 LMS GT3 Evo II

PROAM Karol Basz Olimp Racing

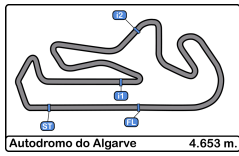
Nº	In Day Time	In Time	Out Time	Pit Time	T. Pit Time	Handicap	Diff.
1	15:22:42.873	15:22:42.873	15:24:47.230	2:04.357	2:04.357		
2	15:29:58.799	15:29:58.799	15:32:54.654	2:55.855	5:00.212		
3	15:57:43.892	15:57:43.892	16:00:53.953	3:10.061	8:10.273		

786 Kiki Sak Nana Mercedes AMG GT3 EVO

AM Adam Osieka GetSpeed

Nº	In Day Time	In Time	Out Time	Pit Time	T. Pit Time	Handicap	Diff.
1	15:19:37.913	15:19:37.913	15:21:29.372	1:51.459	1:51.459		
2	15:30:28.121	15:30:28.121	15:35:16.768	4:48.647	6:40.106		
3	15:42:32.619	15:42:32.619	15:46:54.168	4:21.549	11:01.655		
4	16:01:04.560	16:01:04.560	16:02:02.791	58.231	11:59.886		
5	16:07:22.340	16:07:22.340	16:08:42.331	1:19.991	13:19.877		

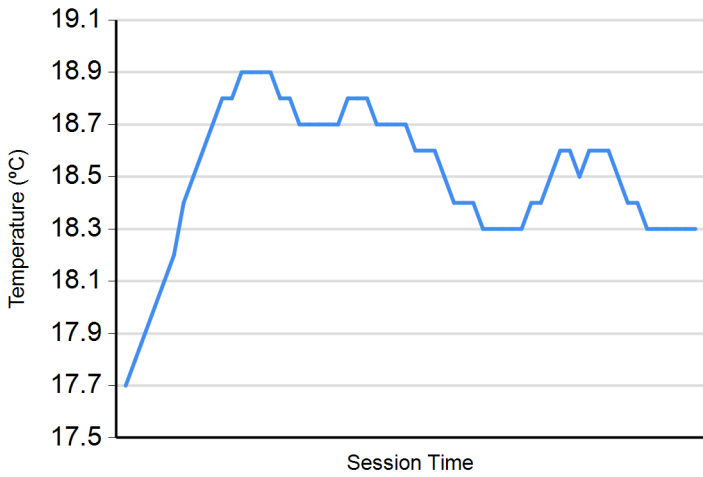




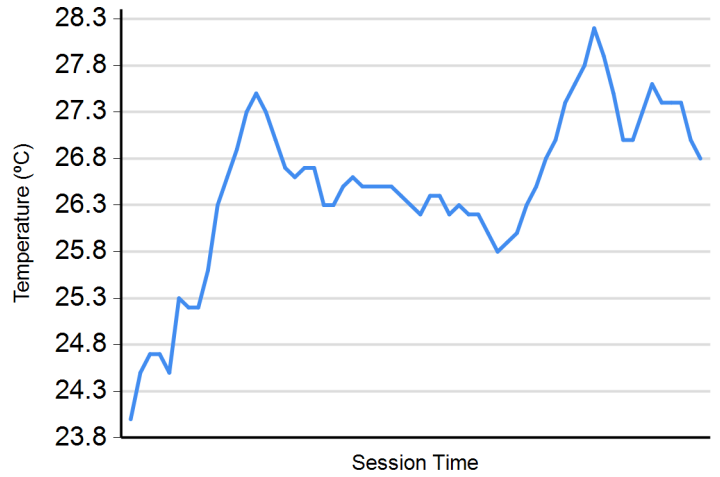
Autodromo Int. do Algarve
International GT Open
Free Practice - 2
Weather Report



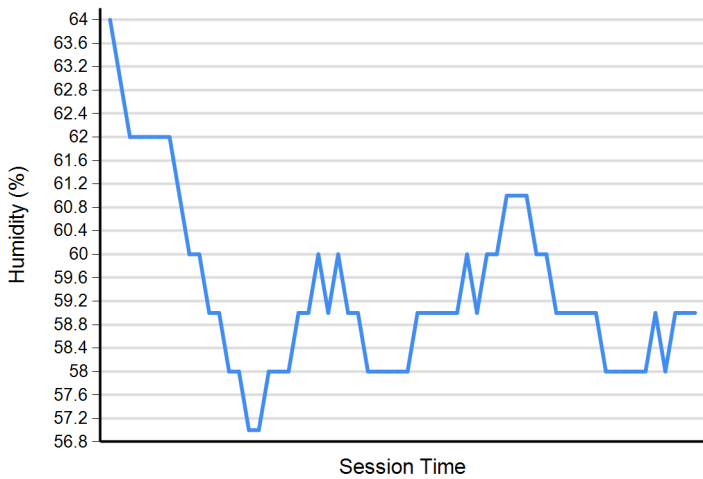
Air Temperature



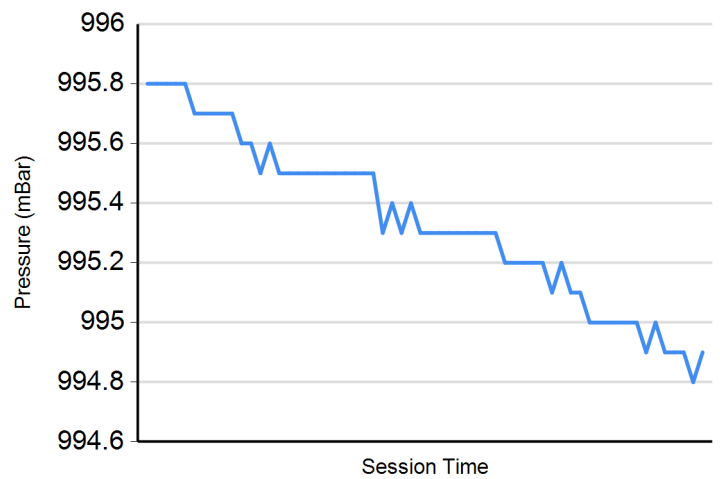
Track Temperature



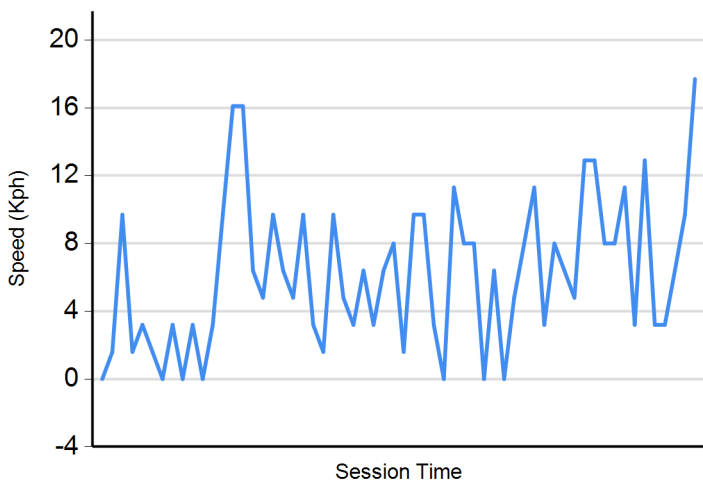
Humidity



Pressure


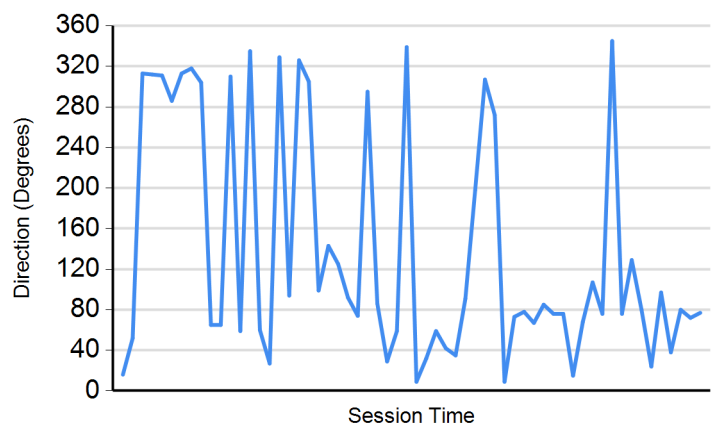


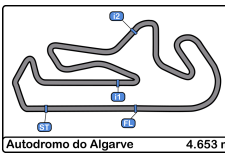
Wind Speed



Wind direction

North = 0°/360° Est = 90° South = 180° West = 270°





Autodromo Int. do Algarve
International GT Open
Free Practice - 1 - 2
Combined Results



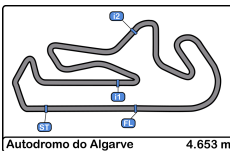
Autodromo do Algarve 4.653 m.

Cls	Nº	Entrant/Team	Nat	Driver 1	Nat	Driver 2	Nat	Vehicle	Cat	Cls	Laps	FP1	FP2	Best	Gap	Interval	Km/h
1	9	GetSpeed	DEU	Anthony Bartone	USA	Fabian Schiller	DEU	Mercedes AMG GT3 EVO	PRO	1	29	1:57.761	2	1:42.032			164.1
2	51	Spirit of Race	CHE	Nicola Marinangeli	ITA	Vicent Abril	FRA	Ferrari 296 GT3	PRO	2	32	2:04.992	7	1:42.276	0.244	0.244	163.7
3	95	Team Motopark	DEU	Morten Strömsted	DNK	Thomas Ikin	GBR	Mercedes AMG GT3 EVO	PROAM	1	24			1:42.555	0.523	0.279	163.3
4	77	AlManar Racing by GetSpeed	OMN	Al Faisal Al Zubair	OMN	Mikaël Grenier	GBR	Mercedes AMG GT3 EVO	PRO	3	41	1:49.639	2	1:42.630	0.598	0.075	163.2
5	54	CBRX by SPS	DEU	Dexter Müller	CHE	Yannick Mettler	CHE	Mercedes AMG GT3 EVO	PROAM	2	40	1:59.701	6	1:42.630	0.598	0.000	163.2
6	27	Spirit of Race	CHE	Marco Pulcini	ITA	Eddie Cheever III	ITA	Ferrari 296 GT3	PROAM	3	30	3:38.926	2	1:42.639	0.607	0.009	163.2
7	12	Car Collection Motorsport	DEU	Hash	USA	Alex Fontana	CHE	Porsche 911 GT3 R (992)	PROAM	4	44	2:01.984	16	1:42.652	0.620	0.013	163.1
8	777	Olimp Racing	POL	Marcin Jedlinski	POL	Karol Basz	POL	Audi R8 LMS GT3 Evo II	PROAM	5	29			1:42.652	0.620	0.000	163.1
9	11	racing one	DEU	Ernst Kirchmayr	AUT	Luca Ludwig	DEU	Ferrari 296 GT3	PROAM	6	23	2:13.547	2	1:42.746	0.714	0.094	163.0
10	88	Spirit of Race	CHE	Gino Forgione	CHE	Michele Rugolo	ITA	Ferrari 296 GT3	PROAM	7	19			1:42.911	0.879	0.165	162.7
11	20	SPS Automotive Performance	DEU	Dominik Baumann	AUT	Mikael Pitamber	ZAF	Mercedes AMG GT3 EVO	PRO	4	36	1:55.156	2	1:42.925	0.893	0.014	162.7
12	24	Greystone GT	GBR	Andrey Borodin	IND	Oliver Webb	GBR	McLaren 720s GT3 Evo	PROAM	8	41	2:02.308	13	1:42.937	0.905	0.012	162.7
13	16	AF Corse	ITA	Marcelo Hahn	BRA	Allam Khodair	BRA	Ferrari 296 GT3	PROAM	9	32	2:01.401	3	1:42.943	0.911	0.006	162.7
14	96	Team Motopark	DEU	Lukas Dunner	AUT	Charles Bateman	GBR	Mercedes AMG GT3 EVO	PRO	5	33	2:13.803	4	1:43.019	0.987	0.076	162.5
15	15	Car Collection Motorsport	DEU	Gustav Bergström	SWE	Nico Menzel	DEU	Porsche 911 GT3 R (992)	PRO	6	44	1:49.823	3	1:43.148	1.116	0.129	162.3
16	1	Eastalent Racing	AUT	Simon Reicher	AUT	Christopher Haase	DEU	Audi R8 LMS GT3 Evo II	PRO	7	43	1:51.671	4	1:43.184	1.152	0.036	162.3
17	66	Greystone GT	GBR	Stewart Proctor	GBR	Lewis Proctor	GBR	McLaren 720s GT3	PROAM	10	48	1:51.570	5	1:43.194	1.162	0.010	162.3
18	17	Team Motopark	DEU	Diego Menchaca	MEX	Marcos Siebert	MEX	Mercedes AMG GT3 EVO	PRO	8	21			1:43.198	1.166	0.004	162.3
19	10	Oregon Team	ITA	Alessio Deledda	ITA	Jordan Pepper	ZAF	Lamborghini Huracan GT3 EVO2	PRO	9	39	1:56.188	2	1:43.368	1.336	0.170	162.0
20	65	Team Motopark	DEU	Heiko Neumann	DEU	Timo Rumpfkeil	DEU	Mercedes AMG GT3 EVO	AM	1	25			1:43.405	1.373	0.037	161.9
21	55	AF Corse	ITA	Laurent De Meeus	BEL	Jamie Stanley	GBR	Ferrari 488 GT3 MY 2020	PROAM	11	37	1:58.354	2	1:43.444	1.412	0.039	161.9
22	61	AF Corse	ITA	Jean-Claude Saada	USA	Conrad Grunewald	USA	Ferrari 296 GT3	PROAM	12	44	2:01.117	11	1:43.444	1.412	0.000	161.9
23	25	AF Corse	ITA	Alessandro Cozzi	ITA	Giorgio Sernagiotto	ITA	Ferrari 296 GT3	PROAM	13	35	2:02.850	4	1:43.488	1.456	0.044	161.8
24	6	GetSpeed	DEU	Valentin Pierburg	DEU	Aaron Walker	GBR	Mercedes AMG GT3 EVO	PROAM	14	26			1:43.672	1.640	0.184	161.5
25	75	ISR Racing	CZE	Filip Salaquarda	CZE	Libor Milota	CZE	Audi R8 LMS GT3 Evo II	PROAM	15	28	1:59.609	8	1:43.817	1.785	0.145	161.3
26	23	Pellin Racing	ITA	Thor Haugen	USA	Paolo Ruberti	ITA	Ferrari 488 GT3 2020	PROAM	16	18	2:14.766	2	1:43.835	1.803	0.018	161.3
27	69	Scuderia Villorba Corse	ITA	Michael Blanchemain	FRA	Jim Pla	FRA	Mercedes AMG GT3 EVO	PROAM	17	56	1:44.422	5	1:43.905	1.873	0.070	161.2
28	7	Car Collection Motorsport	DEU	Bashar Mardini	CAN	Tijmen van der Helm	NLD	Porsche 911 GT3 R (992)	PROAM	18	43	1:52.114	2	1:43.906	1.874	0.001	161.2
29	19	Oregon Team	ITA	Marzio Moretti	ITA	Artem Petrov	ISR	Lamborghini Huracan GT3 EVO2	PRO	10	34	1:55.557	2	1:44.347	2.315	0.441	160.5
30	108	Vimana by GetSpeed	DEU	Ameerh Naran	ZWE	Tom Jackson	GBR	Mercedes AMG GT3 EVO	PROAM	19	54	1:45.208	2	1:44.434	2.402	0.087	160.3
31	786	GetSpeed	DEU	Kiki Sak Nana	THA	Adam Osieka	DEU	Mercedes AMG GT3 EVO	AM	2	26			1:44.617	2.585	0.183	160.1
32	8	Il Barone Rampante	ITA	Giuseppe Cipriani	ITA		ITA	Lamborghini Huracan GT3 EVO	AM	3	17	1:53.173	3	1:45.456	3.424	0.839	158.8
33	63	Oregon Team	ITA	Rolf Ineichen	CHE	Leonardo Pulcini	ITA	Lamborghini Huracan GT3 EVO2	PRO	11	35	1:56.162	7	1:52.135	10.103	6.679	149.3
34	5	Olimp Racing	POL	Stanislaw Jedlinski	POL	Krystian Korzeniowski	POL	Ferrari 296 GT3	AM	4	21			1:52.434	10.402	0.299	148.9

Published at:.....

Race Director:	Alessandro Ferrari	Timekeeper:	Luis Garcia
	ACI DGA 392080		JOB-2654-ESP/M





Autodromo Int. do Algarve
International GT Open
Free Practice - 1 - 2
Combined Results



*** PENALTIES**

- 1' STOP AND GO - CAR 63 - TRACK LIMITS - TO BE PERFORMED AT PIT EXIT
 - 1' STOP AND GO - CAR 25 - TRACK LIMITS - TO BE PERFORMED AT PIT EXIT
 - 1' STOP AND GO - CAR 19 - TRACK LIMITS - TO BE PERFORMED AT PIT EXIT
 - 1' STOP AND GO - CAR 10 - TRACK LIMITS - TO BE PERFORMED AT PIT EXIT
 - 1' STOP AND GO - CAR 65 - TRACK LIMITS - TO BE PERFORMED AT PIT EXIT
 - 1' STOP AND GO - CAR 27 - TRACK LIMITS - TO BE PERFORMED AT PIT EXIT
 - 1' STOP AND GO - CAR 6 - TRACK LIMITS - TO BE PERFORMED AT PIT EXIT
 - 1' STOP AND GO - CAR 19 - TRACK LIMITS - TO BE PERFORMED AT PIT EXIT
 - 1' STOP AND GO - CAR 69 - TRACK LIMITS - TO BE PERFORMED AT PIT EXIT
 - 1' STOP AND GO - CAR 17, 10, 9 AND 61 - TRACK LIMITS - TO BE PERFORMED AT PIT EXIT
 - 1' STOP AND GO - CAR 12, 777, 77, 96 - TRACK LIMITS - TO BE PERFORMED AT PIT EXIT
 - 1' STOP AND GO - CAR 12, 777, 77, 96 - TRACK LIMITS - TO BE PERFORMED AT PIT EXIT
- TEAM MANAGER TEAM MOTOPARK REPORT TO RACE CONTROL IMMEDIATELY

Published at:.....

Race Director:	Alessandro Ferrari	Timekeeper:	Luis Garcia
	ACI DGA 392080		 JOB-2654-ESP/M

