

Autodromo Int. do Algarve
International GT Open
Free Practice - 1
Provisional Results



Cls	Nº	Entrant/Team	Nat	Driver 1	Nat	Driver 2	Nat	Vehicle	Cat	Cls	Laps	Best	Time	Gap	Interval	Km/h
1	69	Scuderia Villorba Corse	ITA	Michael Blanchemain	FRA	Jim Pla	FRA	Mercedes AMG GT3 EVO	PROAM	1	28	5	1:44.422			160.4
2	108	Vimana by GetSpeed	DEU	Ameerh Naran	ZAF	Tom Jackson	GBR	Mercedes AMG GT3 EVO	PROAM	2	24	2	1:45.208	0.786	0.786	159.2
3	77	AlManar Racing by GetSpeed	OMN	Al Faisal Al Zubair	OMN	Mikaël Grenier	CND	Mercedes AMG GT3 EVO	PRO	1	14	2	1:49.639	5.217	4.431	152.7
4	15	Car Collection Motorsport	DEU	Gustav Bergström	SWE	Nico Menzel	DEU	Porsche 911 GT3 R (992)	PRO	2	19	3	1:49.823	5.401	0.184	152.5
5	66	Greystone GT	GBR	Stewart Proctor	GBR	Lewis Proctor	GBR	McLaren 720S GT3	PROAM	3	20	5	1:51.570	7.148	1.747	150.1
6	1	Eastalent Racing	AUT	Simon Reicher	AUT	Christopher Haase	DEU	Audi R8 LMS GT3 Evo II	PRO	3	19	4	1:51.671	7.249	0.101	150.0
7	7	Car Collection Motorsport	DEU	Bashar Mardini	CAN	Tijmen van der Helm	NLD	Porsche 911 GT3 R (992)	PROAM	4	14	2	1:52.114	7.692	0.443	149.4
8	8	Il Barone Rampante	ITA	Giuseppe Cipriani	ITA			Lamborghini Huracan GT3 EVO	AM	1	6	3	1:53.173	8.751	1.059	148.0
9	20	SPS Automotive Performance	DEU	Dominik Baumann	AUT	Mikaeel Pitamber	ZAF	Mercedes AMG GT3 EVO	PRO	4	10	2	1:55.156	10.734	1.983	145.4
10	19	Oregon Team	ITA	Marzio Moretti	ISR	Artem Petrov	ISR	Lamborghini Huracan GT3 EVO2	PRO	5	17	2	1:55.557	11.135	0.401	144.9
11	63	Oregon Team	ITA	Rolf Ineichen	CHE	Leonardo Pulcini	ITA	Lamborghini Huracan GT3 EVO2	PRO	6	18	7	1:56.162	11.740	0.605	144.2
12	10	Oregon Team	ITA	Alessio Deledda	ITA	Jordan Pepper	ZAF	Lamborghini Huracan GT3 EVO2	PRO	7	13	2	1:56.188	11.766	0.026	144.1
13	9	GetSpeed	DEU	Anthony Bartone	USA	Fabian Schiller	DEU	Mercedes AMG GT3 EVO	PRO	8	6	2	1:57.761	13.339	1.573	142.2
14	55	AF Corse	ITA	Laurent De Meeus	BEL	Jamie Stanley	GBR	Ferrari 488 GT3 MY 2020	PROAM	5	12	2	1:58.354	13.932	0.593	141.5
15	75	ISR Racing	CZE	Filip Salaquarda	CZE	Libor Milota	CZE	Audi R8 LMS GT3 Evo II	PROAM	6	15	8	1:59.609	15.187	1.255	140.0
16	54	CBRX by SPS	DEU	Dexter Müller	CHE	Yannick Mettler	CHE	Mercedes AMG GT3 EVO	PROAM	7	14	6	1:59.701	15.279	0.092	139.9
17	61	AF Corse	ITA	Jean-Claude Saada	USA	Conrad Grunewald	USA	Ferrari 296 GT3	PROAM	8	17	11	2:01.117	16.695	1.416	138.3
18	16	AF Corse	ITA	Marcelo Hahn	BRA	Allam Khodair	BRA	Ferrari 296 GT3	PROAM	9	10	3	2:01.401	16.979	0.284	137.9
19	12	Car Collection Motorsport	DEU	Hash	USA	Alex Fontana	CHE	Porsche 911 GT3 R (992)	PROAM	10	17	16	2:01.984	17.562	0.583	137.3
20	24	Greystone GT	GBR	Andrey Borodin	IND	Oliver Webb	GBR	McLaren 720s GT3 Evo	PROAM	11	16	13	2:02.308	17.886	0.324	136.9
21	25	AF Corse	ITA	Alessandro Cozzi	ITA	Giorgio Sernagiotto	ITA	Ferrari 296 GT3	PROAM	12	11	4	2:02.850	18.428	0.542	136.3
22	51	Spirit of Race	CHE	Nicola Marinangeli	ITA	Vicent Abril	FRA	Ferrari 296 GT3	PRO	9	8	7	2:04.992	20.570	2.142	134.0
23	11	racing one	DEU	Ernst Kirchmayr	AUT	Luca Ludwig	DEU	Ferrari 296 GT3	PROAM	13	3	2	2:13.547	29.125	8.555	125.4
24	96	Team Motopark	DEU	Lukas Dunner	AUT	Charles Bateman	GBR	Mercedes AMG GT3 EVO	PRO	10	6	4	2:13.803	29.381	0.256	125.1
25	23	Pellin Racing	ITA	Thor Haugen	USA	Paolo Ruberti	ITA	Ferrari 488 GT3 2020	PROAM	14	2	2	2:14.766	30.344	0.963	124.2
26	27	Spirit of Race	CHE	Marco Pulcini	ITA	Eddie Cheever III	ITA	Ferrari 296 GT3	PROAM	15	4	2	3:38.926	1:54.504	1:24.160	76.5

Published at:.....

Track Temp: 17.5 °C Air Temp: 14.1 °C Humidity: 89 % Track Status: WET

Race Director:

Alessandro Ferrari

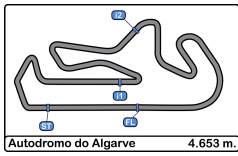
ACI DGA 392080

Timekeeper:

Luis Garcia

JOB-2654-ESP/M





Autodromo Int. do Algarve
International GT Open
Free Practice - 1
Track Limit



The Stewards, having received a report from Race Director, have considered the following matter and determine the following:

Session Free Practice - 1
Fact The cars below did not use the track

Infringement Breach of Appendix L Chapter IV Article 2 c) of the FIA International Sporting Code and Article 19.4/19.5 of the International GT Open Sporting Regulations.

Decision Deletion of the lap times shown in accordance with Article 12.4.1.e of the FIA International Sporting Code.

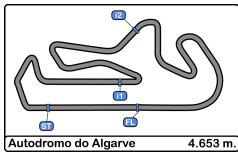
Note

- Certain decisions of the Stewards, in accordance with Article 15 of the FIA International Sporting Code.
- These penalties are not subject to appeal Article.12.3.4 of the FIA International Sporting Code and Article 16.5 of the International GT Open Sporting Regulations.
- According to Article.12.3.3.b of the FIA International Sporting Code these decisions becomes immediately binding even in case of an appeal.

Ord	Turn	Nº Driver	Entrant/Team	Time of Day	Lap Time
1	1	24 Borodin - Webb	Greystone GT	10:49:56.057	1:52.996
2	1	66 Proctor - Proctor	Greystone GT	10:49:56.940	1:56.832
3	1	61 Saada - Grunewald	AF Corse	10:50:14.473	1:52.521
4	1	66 Proctor - Proctor	Greystone GT	10:51:51.157	1:54.217
5	4	8 Giuseppe Cipriani	Il Barone Rampante	10:51:56.441	1:58.132
6	1	24 Borodin - Webb	Greystone GT	10:51:59.967	2:03.910
7	4	19 Moretti - Petrov	Oregon Team	10:52:39.843	2:00.970
8	1	20 Baumann - Pitamber	SPS Automotive Performance	10:52:52.759	1:56.750
9	1	66 Proctor - Proctor	Greystone GT	10:53:43.496	1:52.339
10	4	8 Giuseppe Cipriani	Il Barone Rampante	10:55:41.256	1:51.642
11	1	7 Mardini - van der Helm	Car Collection Motorsport	10:57:24.813	1:55.845
12	1	66 Proctor - Proctor	Greystone GT	10:57:26.897	1:51.831
13	4	8 Giuseppe Cipriani	Il Barone Rampante	10:57:33.198	1:51.942
14	1	69 Blanchemain - Pla	Scuderia Villorba Corse	10:57:37.975	1:44.413
15	1	15 Bergström - Menzel	Car Collection Motorsport	10:58:10.995	3:09.388
16	4	54 Müller - Mettler	CBRX by SPS	10:58:17.769	2:02.103
17	4	69 Blanchemain - Pla	Scuderia Villorba Corse	10:59:24.194	1:46.219
18	4	63 Ineichen - Pulcini	Oregon Team	10:59:28.713	1:51.329
19	1	12 Hash - Fontana	Car Collection Motorsport	10:59:37.757	3:09.170
20	1	15 Bergström - Menzel	Car Collection Motorsport	11:00:02.783	1:51.788
21	4	19 Moretti - Petrov	Oregon Team	11:01:04.930	8:25.087
22	4	69 Blanchemain - Pla	Scuderia Villorba Corse	11:01:08.257	1:44.063
23	4	63 Ineichen - Pulcini	Oregon Team	11:01:18.550	1:49.837
24	1	61 Saada - Grunewald	AF Corse	11:01:26.160	1:52.985
25	4	24 Borodin - Webb	Greystone GT	11:01:55.359	7:49.064
26	4	10 Deledda - Pepper	Oregon Team	11:02:03.621	3:11.224
27	1	69 Blanchemain - Pla	Scuderia Villorba Corse	11:03:02.142	1:53.885
28	1	61 Saada - Grunewald	AF Corse	11:03:18.377	1:52.217
29	1	27 Pulcini - Cheever III	Spirit of Race	11:04:06.531	3:08.964
30	1	75 Salaquarda - Milota	ISR Racing	11:04:59.185	1:45.238
31	1	10 Deledda - Pepper	Oregon Team	11:05:16.325	3:12.704
32	1	61 Saada - Grunewald	AF Corse	11:05:18.599	2:00.222
33	1	15 Bergström - Menzel	Car Collection Motorsport	11:05:44.431	1:58.434
34	1	54 Müller - Mettler	CBRX by SPS	11:05:47.688	2:12.709
35	4	108 Naran - Jackson	Vimana by GetSpeed	11:05:59.195	1:54.708
36	1	75 Salaquarda - Milota	ISR Racing	11:06:57.558	1:58.373
37	1	12 Hash - Fontana	Car Collection Motorsport	11:08:13.692	2:03.554
38	4	54 Müller - Mettler	CBRX by SPS	11:09:10.732	3:23.044
39	1	66 Proctor - Proctor	Greystone GT	11:10:51.290	2:05.575

The Stewards:





Autodromo Int. do Algarve
International GT Open
Free Practice - 1
Track Limit



The Stewards, having received a report from Race Director, have considered the following matter and determine the following:

Session Free Practice - 1

Fact The cars below did not use the track

Infringement Breach of Appendix L Chapter IV Article 2 c) of the FIA International Sporting Code and Article 19.4/19.5 of the International GT Open Sporting Regulations.

Decision Deletion of the lap times shown in accordance with Article 12.4.1.e of the FIA International Sporting Code.

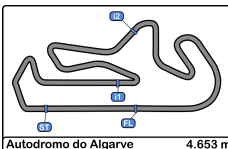
Note

- Certain decisions of the Stewards, in accordance with Article 15 of the FIA International Sporting Code.
- These penalties are not subject to appeal Article.12.3.4 of the FIA International Sporting Code and Article 16.5 of the International GT Open Sporting Regulations.
- According to Article.12.3.3.b of the FIA International Sporting Code these decisions becomes immediately binding even in case of an appeal.

Ord	Turn	Nº Driver	Entrant/Team	Time of Day	Lap Time
40	1	20 Baumann - Pitamber	SPS Automotive Performance	11:12:27.134	2:13.288

The Stewards:





Autodromo Int. do Algarve
International GT Open
Free Practice - 1
Provisional Results by Category



PROAM																
Cls	N°	Entrant/Team	Nat	Driver 1	Nat	Driver 2	Nat	Vehicle	Cat	Cls	Laps	Best	Time	Gap	Interval	Km/h
1	69	Scuderia Villorba Corse	ITA	Michael Blanchemain	FRA	Jim Pla	FRA	Mercedes AMG GT3 EVO	PROAM	1	28	5	1:44.422			160.4
2	108	Vimana by GetSpeed	DEU	Ameerh Naran	ZWE	Tom Jackson	GBR	Mercedes AMG GT3 EVO	PROAM	2	24	2	1:45.208	0.786	0.786	159.2
3	66	Greystone GT	GBR	Stewart Proctor	GBR	Lewis Proctor	GBR	McLaren 720S GT3	PROAM	3	20	5	1:51.570	7.148	6.362	150.1
4	7	Car Collection Motorsport	DEU	Bashar Mardini	CAN	Tijmen van der Helm	NLD	Porsche 911 GT3 R (992)	PROAM	4	14	2	1:52.114	7.692	0.544	149.4
5	55	AF Corse	ITA	Laurent De Meeus	BEL	Jamie Stanley	GBR	Ferrari 488 GT3 MY 2020	PROAM	5	12	2	1:58.354	13.932	6.240	141.5
6	75	ISR Racing	CZE	Filip Salaquarda	CZE	Libor Milota	CZE	Audi R8 LMS GT3 Evo II	PROAM	6	15	8	1:59.609	15.187	1.255	140.0
7	54	CBRX by SPS	DEU	Dexter Müller	CHE	Yannick Mettler	CHE	Mercedes AMG GT3 EVO	PROAM	7	14	6	1:59.701	15.279	0.092	139.9
8	61	AF Corse	ITA	Jean-Claude Saada	USA	Conrad Grunewald	USA	Ferrari 296 GT3	PROAM	8	17	11	2:01.117	16.695	1.416	138.3
9	16	AF Corse	ITA	Marcelo Hahn	BRA	Allam Khodair	BRA	Ferrari 296 GT3	PROAM	9	10	3	2:01.401	16.979	0.284	137.9
10	12	Car Collection Motorsport	DEU	Hash	USA	Alex Fontana	CHE	Porsche 911 GT3 R (992)	PROAM	10	17	16	2:01.984	17.562	0.583	137.3
11	24	Greystone GT	GBR	Andrey Borodin	MD	Oliver Webb	GBR	McLaren 720s GT3 Evo	PROAM	11	16	13	2:02.308	17.886	0.324	136.9
12	25	AF Corse	ITA	Alessandro Cozzi	ITA	Giorgio Sernagiotto	ITA	Ferrari 296 GT3	PROAM	12	11	4	2:02.850	18.428	0.542	136.3
13	11	racing one	DEU	Ernst Kirchmayr	AUT	Luca Ludwig	DEU	Ferrari 296 GT3	PROAM	13	3	2	2:13.547	29.125	10.697	125.4
14	23	Pellin Racing	ITA	Thor Haugen	USA	Paolo Ruberti	ITA	Ferrari 488 GT3 2020	PROAM	14	2	2	2:14.766	30.344	1.219	124.2
15	27	Spirit of Race	CHE	Marco Pulcini	ITA	Eddie Cheever III	ITA	Ferrari 296 GT3	PROAM	15	4	2	3:38.926	1:54.504	1:24.160	76.5

PRO																
Cls	N°	Entrant/Team	Nat	Driver 1	Nat	Driver 2	Nat	Vehicle	Cat	Cls	Laps	Best	Time	Gap	Interval	Km/h
1	77	AlManar Racing by GetSpeed	OMN	Al Faisal Al Zubair	OMN	Mikaël Grenier	CND	Mercedes AMG GT3 EVO	PRO	1	14	2	1:49.639			152.7
2	15	Car Collection Motorsport	DEU	Gustav Bergström	SWE	Nico Menzel	DEU	Porsche 911 GT3 R (992)	PRO	2	19	3	1:49.823	0.184	0.184	152.5
3	1	Eastalent Racing	AUT	Simon Reicher	AUT	Christopher Haase	DEU	Audi R8 LMS GT3 Evo II	PRO	3	19	4	1:51.671	2.032	1.848	150.0
4	20	SPS Automotive Performance	DEU	Dominik Baumann	AUT	Mikaeel Pitamber	ZAF	Mercedes AMG GT3 EVO	PRO	4	10	2	1:55.156	5.517	3.485	145.4
5	19	Oregon Team	ITA	Marzio Moretti	ITA	Artem Petrov	ISR	Lamborghini Huracan GT3 EVO2	PRO	5	17	2	1:55.557	5.918	0.401	144.9
6	63	Oregon Team	ITA	Rolf Ineichen	CHE	Leonardo Pulcini	ITA	Lamborghini Huracan GT3 EVO2	PRO	6	18	7	1:56.162	6.523	0.605	144.2
7	10	Oregon Team	ITA	Alessio Deledda	ITA	Jordan Pepper	ZAF	Lamborghini Huracan GT3 EVO2	PRO	7	13	2	1:56.188	6.549	0.026	144.1
8	9	GetSpeed	DEU	Anthony Bartone	USA	Fabian Schiller	DEU	Mercedes AMG GT3 EVO	PRO	8	6	2	1:57.761	8.122	1.573	142.2
9	51	Spirit of Race	CHE	Nicola Marinangeli	ITA	Vicent Abril	FRA	Ferrari 296 GT3	PRO	9	8	7	2:04.992	15.353	7.231	134.0
10	96	Team Motopark	DEU	Lukas Dunner	AUT	Charles Bateman	FRA	Mercedes AMG GT3 EVO	PRO	10	6	4	2:13.803	24.164	8.811	125.1

AM																
Cls	N°	Entrant/Team	Nat	Driver 1	Nat	Driver 2	Nat	Vehicle	Cat	Cls	Laps	Best	Time	Gap	Interval	Km/h
1	8	Il Barone Rampante	ITA	Giuseppe Cipriani	ITA			Lamborghini Huracan GT3 EVO	AM	1	6	3	1:53.173			148.0

Published at:.....

Track Temp: 17.5 °C Air Temp: 14.1 °C Humidity: 89 % Track Status: WET

Race Director:


Alessandro Ferrari

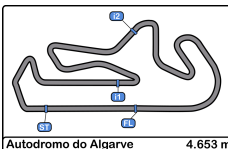
ACI DGA 392080

Timekeeper:

Luis Garcia

JOB-2654-ESP/M





Autodromo Int. do Algarve
International GT Open
Free Practice - 1
Provisional Results by Class



Autodromo do Algarve 4.653 m.

International GT Open																
Cls	Nº	Entrant/Team	Nat	Driver 1	Nat	Driver 2	Nat	Vehicle	Cat	Cls	Laps	Best	Time	Gap	Interval	Km/h
1	69	Scuderia Villorba Corse	ITA	Michael Blanchemain	FRA	Jim Pla	FRA	Mercedes AMG GT3 EVO	GT3	1	28	5	1:44.422			160.4
2	108	Vimana by GetSpeed	DEU	Ameerh Naran	ZWE	Tom Jackson	GBR	Mercedes AMG GT3 EVO	GT3	2	24	2	1:45.208	0.786	0.786	159.2
3	77	AlManar Racing by GetSpeed	OMN	Al Faisal Al Zubair	CAN	Mikaël Grenier	CND	Mercedes AMG GT3 EVO	GT3	3	14	2	1:49.639	5.217	4.431	152.7
4	15	Car Collection Motorsport	DEU	Gustav Bergström	SWE	Nico Menzel	DEU	Porsche 911 GT3 R (992)	GT3	4	19	3	1:49.823	5.401	0.184	152.5
5	66	Greystone GT	GBR	Stewart Proctor	GBR	Lewis Proctor	GBR	McLaren 720S GT3	GT3	5	20	5	1:51.570	7.148	1.747	150.1
6	1	Eastalent Racing	AUT	Simon Reicher	AUT	Christopher Haase	DEU	Audi R8 LMS GT3 Evo II	GT3	6	19	4	1:51.671	7.249	0.101	150.0
7	7	Car Collection Motorsport	DEU	Bashar Mardini	CAN	Tijmen van der Helm	NLD	Porsche 911 GT3 R (992)	GT3	7	14	2	1:52.114	7.692	0.443	149.4
8	8	Il Barone Rampante	ITA	Giuseppe Cipriani	ITA			Lamborghini Huracan GT3 EVO	GT3	8	6	3	1:53.173	8.751	1.059	148.0
9	20	SPS Automotive Performance	DEU	Dominik Baumann	AUT	Mikael Pitamber	ZAF	Mercedes AMG GT3 EVO	GT3	9	10	2	1:55.156	10.734	1.983	145.4
10	19	Oregon Team	ITA	Marzio Moretti	ITA	Artem Petrov	ISR	Lamborghini Huracan GT3 EVO2	GT3	10	17	2	1:55.557	11.135	0.401	144.9
11	63	Oregon Team	ITA	Rolf Ineichen	CHE	Leonardo Pulcini	ITA	Lamborghini Huracan GT3 EVO2	GT3	11	18	7	1:56.162	11.740	0.605	144.2
12	10	Oregon Team	ITA	Alessio Deledda	ITA	Jordan Pepper	ZAF	Lamborghini Huracan GT3 EVO2	GT3	12	13	2	1:56.188	11.766	0.026	144.1
13	9	GetSpeed	DEU	Anthony Bartone	USA	Fabian Schiller	DEU	Mercedes AMG GT3 EVO	GT3	13	6	2	1:57.761	13.339	1.573	142.2
14	55	AF Corse	ITA	Laurent De Meeus	BEL	Jamie Stanley	GBR	Ferrari 488 GT3 MY 2020	GT3	14	12	2	1:58.354	13.932	0.593	141.5
15	75	ISR Racing	CZE	Filip Salaquarda	CZE	Libor Milota	CZE	Audi R8 LMS GT3 Evo II	GT3	15	15	8	1:59.609	15.187	1.255	140.0
16	54	CBRX by SPS	DEU	Dexter Müller	CHE	Yannick Mettler	CHE	Mercedes AMG GT3 EVO	GT3	16	14	6	1:59.701	15.279	0.092	139.9
17	61	AF Corse	ITA	Jean-Claude Saada	USA	Conrad Grunewald	USA	Ferrari 296 GT3	GT3	17	17	11	2:01.117	16.695	1.416	138.3
18	16	AF Corse	ITA	Marcelo Hahn	BRA	Allam Khodair	BRA	Ferrari 296 GT3	GT3	18	10	3	2:01.401	16.979	0.284	137.9
19	12	Car Collection Motorsport	DEU	Hash	USA	Alex Fontana	CHE	Porsche 911 GT3 R (992)	GT3	19	17	16	2:01.984	17.562	0.583	137.3
20	24	Greystone GT	GBR	Andrey Borodin	FIA	Oliver Webb	GBR	McLaren 720s GT3 Evo	GT3	20	16	13	2:02.308	17.886	0.324	136.9
21	25	AF Corse	ITA	Alessandro Cozzi	ITA	Giorgio Sernagiotto	ITA	Ferrari 296 GT3	GT3	21	11	4	2:02.850	18.428	0.542	136.3
22	51	Spirit of Race	CHE	Nicola Marinangeli	ITA	Vicent Abril	FRA	Ferrari 296 GT3	GT3	22	8	7	2:04.992	20.570	2.142	134.0
23	11	racing one	DEU	Ernst Kirchmayr	AUT	Luca Ludwig	DEU	Ferrari 296 GT3	GT3	23	3	2	2:13.547	29.125	8.555	125.4
24	96	Team Motopark	DEU	Lukas Dunner	AUT	Charles Bateman	GBR	Mercedes AMG GT3 EVO	GT3	24	6	4	2:13.803	29.381	0.256	125.1
25	23	Pellin Racing	ITA	Thor Haugen	USA	Paolo Ruberti	ITA	Ferrari 488 GT3 2020	GT3	25	2	2	2:14.766	30.344	0.963	124.2
26	27	Spirit of Race	CHE	Marco Pulcini	ITA	Eddie Cheever III	ITA	Ferrari 296 GT3	GT3	26	4	2	3:38.926	1:54.504	1:24.160	76.5

Published at:.....

Track Temp: 17.5 °C Air Temp: 14.1 °C Humidity: 89 % Track Status: WET

Race Director:


Alessandro Ferrari

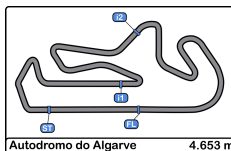
ACI DGA 392080

Timekeeper:

Luis Garcia

JOB-2654-ESP/M



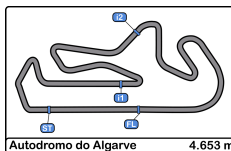


Autodromo Int. do Algarve
International GT Open
Free Practice - 1
Lap Analysis



1							9								
Simon Reicher							Anthony Bartone								
Audi R8 LMS GT3 Evo II							Mercedes AMG GT3 EVO								
PRO Christopher Haase							PRO Fabian Schiller								
Eastalent Racing							GetSpeed								
Lap	D	Time	Sector 1	Sector 2	Sector 3	T. Spd	Elapsed	Lap	D	Time	Sector 1	Sector 2	Sector 3	T. Spd	Elapsed
1		10:49:04.732	10:47:43.129	37.133	44.470		10:49:04.732	1		11:25:34.189	11:24:10.319	38.937	44.933		11:25:34.189
2		1:56.371	36.213	35.226	44.932	246.0	10:51:01.103	2		1:57.761	36.829	36.573	44.359	252.9	11:27:31.950
3		1:55.667	37.054	35.451	43.162	238.9	10:52:56.770	3		1:58.575	37.209	36.593	44.773	255.3	11:29:30.525
4		1:51.671	34.970	34.681	42.020	260.2	10:54:48.441	4		2:03.985 P	36.631	36.506	50.848	253.5	11:31:34.510
5		1:51.897	34.746	34.224	42.927	259.6	10:56:40.338	5		3:34.092 P	1:56.692	39.722	57.678		11:35:08.602
6		1:58.362 P	35.133	34.447	48.782	258.3	10:58:38.700	6		3:28.384 P	1:52.987	39.387	56.010		11:38:36.986
7		8:53.428	7:33.142	36.811	43.475		11:07:32.128	10							
8		2:02.606	38.940	39.031	44.635	255.3	11:09:34.734	Alessio Deledda							
9		2:06.686	38.823	38.909	48.954	225.0	11:11:41.420	Lamborghini Huracan GT3 EVO2							
10		2:09.942	40.034	40.911	48.997	200.7	11:13:51.362	PRO Jordan Pepper							
11		2:16.321 P	41.305	40.443	54.573	194.9	11:16:07.683	Oregon Team							
12		3:20.413	1:52.168	38.126	50.119		11:19:28.096	Lap	D	Time	Sector 1	Sector 2	Sector 3	T. Spd	Elapsed
13		2:11.518 P	39.403	38.484	53.631	220.8	11:21:39.614	1		10:49:20.346	10:47:59.177		10:49:20.346		10:49:20.346
14		3:18.227	1:52.263	38.439	47.525		11:24:57.841	2		1:56.188	35.215	34.821	46.152	251.1	10:51:16.534
15		2:05.536	39.355	38.571	47.610	215.5	11:27:03.377	3		1:58.026 P	34.756	35.505	47.765	255.9	10:53:14.560
16		2:10.961 P	38.618	38.459	53.884	254.1	11:29:14.338	4		5:37.837 P	4:15.114	34.132	48.591		10:58:52.397
17		3:31.520 P	1:55.421	40.159	55.940		11:32:45.858	5		3:44.224 P	1:47.759		3:59.815		11:02:03.621
18		4:30.391 P	2:51.918	38.989	59.484		11:37:16.249	6		3:42.704 P	1:43.999	36.800	51.905		11:05:16.325
19		3:33.184 P	1:53.745	41.944	57.495		11:40:49.433	7		4:35.929 P	3:10.831	36.805	48.293		11:09:52.254
7							10								
Bashar Mardini							Alessio Deledda								
Porsche 911 GT3 R (992)							Lamborghini Huracan GT3 EVO2								
PROAM Tijmen van der Helm							Jordan Pepper								
Car Collection Motorsport							Oregon Team								
Lap	D	Time	Sector 1	Sector 2	Sector 3	T. Spd	Elapsed	Lap	D	Time	Sector 1	Sector 2	Sector 3	T. Spd	Elapsed
1		10:48:07.864	10:46:49.917	35.932	42.015		10:48:07.864	1		10:49:20.346	10:47:59.177		10:49:20.346		10:49:20.346
2		1:52.114	35.207	34.135	42.772	255.3	10:49:59.978	2		1:56.188	35.215	34.821	46.152	251.1	10:51:16.534
3		2:02.713 P	35.650	35.808	51.255	251.7	10:52:02.691	3		1:58.026 P	34.756	35.505	47.765	255.9	10:53:14.560
4		3:26.277	2:04.883	37.042	44.352		10:55:28.968	4		5:37.837 P	4:15.114	34.132	48.591		10:58:52.397
5		1:55.845	36.802	35.649	43.394	248.8	10:57:24.813	5		3:44.224 P	1:47.759		3:59.815		11:02:03.621
6		2:05.028 P	37.777	35.751	51.500	252.3	10:59:29.841	6		3:42.704 P	1:43.999	36.800	51.905		11:05:16.325
7		3:31.366 P	2:02.518	36.502	52.346		11:03:01.207	7		4:35.929 P	3:10.831	36.805	48.293		11:09:52.254
8		3:19.820 P	1:54.073	36.391	49.356		11:06:21.027	8		3:28.217 P	1:49.731		4:16.510		11:13:20.471
9		4:25.902 P	2:44.821	42.392	58.689		11:10:46.929	9		12:40.257	11:15.331		16:56.767		11:26:00.728
10		22:42.031	21:03.813	48.308	49.910		11:33:28.960	10		2:01.073	37.755	37.613	45.705	251.7	11:28:01.801
11		2:12.009	40.613	40.464	50.932	218.1	11:35:40.969	11		2:01.291	37.776	37.758	45.757	252.9	11:30:03.092
12		2:32.908 P	40.203	40.263	1:12.442	231.2	11:38:13.877	12		2:01.596	38.236	37.337	46.023	251.7	11:32:04.688
13		3:26.139 P	1:46.879	40.570	58.690		11:41:40.016	13		2:24.320 P	41.835	41.861	1:00.624	225.0	11:34:29.008
14		3:39.532 P	1:57.472	41.189	1:00.871		11:45:19.548	11							
8							11								
Giuseppe Cipriani							Ernst Kirchmayr								
Lamborghini Huracan GT3 EVO							Ferrari 296 GT3								
AM Il Barone Rampante							Luca Ludwig								
racing one							racing one								
Lap	D	Time	Sector 1	Sector 2	Sector 3	T. Spd	Elapsed	Lap	D	Time	Sector 1	Sector 2	Sector 3	T. Spd	Elapsed
1		10:49:58.309	10:48:31.879	10:49:58.309			10:49:58.309	1		11:09:32.985	11:07:54.770	45.687	52.528		11:09:32.985
2		1:58.132	36.927	10:51:56.441	248.2	10:51:56.441	2		2:13.547	43.971	40.110	49.466	188.1	11:11:46.532	
3		1:53.173	35.583	10:53:49.614	252.9	10:53:49.614	3		2:21.058 P	42.309	41.710	57.039	160.7	11:14:07.590	
4		1:51.642	34.969	10:55:41.256	254.1	10:55:41.256	4		2:21.058 P	42.309	41.710	57.039	160.7	11:14:07.590	
5		1:51.942	35.106	10:57:33.198	254.1	10:57:33.198	5		2:21.058 P	42.309	41.710	57.039	160.7	11:14:07.590	
6		2:01.375 P	34.950	10:59:34.573	254.1	10:59:34.573	6		2:21.058 P	42.309	41.710	57.039	160.7	11:14:07.590	
8							12								
Giuseppe Cipriani							Hash								
Lamborghini Huracan GT3 EVO							Porsche 911 GT3 R (992)								
AM Il Barone Rampante							Alex Fontana								
Il Barone Rampante							Car Collection Motorsport								
Lap	D	Time	Sector 1	Sector 2	Sector 3	T. Spd	Elapsed	Lap	D	Time	Sector 1	Sector 2	Sector 3	T. Spd	Elapsed
1		10:49:52.907 P	10:48:28.766	35.066	49.075		10:49:52.907	1		10:49:52.907 P	10:48:28.766	35.066	49.075		10:49:52.907
2		3:10.446 P	1:46.623	35.177	48.646		10:53:03.353	2		3:10.446 P	1:46.623	35.177	48.646		10:53:03.353
3		3:25.234 P	1:55.323	37.744	52.167		10:56:28.587	3		3:25.234 P	1:55.323	37.744	52.167		10:56:28.587
4		3:09.170 P	1:45.630	35.017	48.523		10:59:37.757	4		3:09.170 P	1:45.630	35.017	48.523		10:59:37.757
5		3:29.293 P	1:56.329	39.136	53.828		11:03:07.050	5		3:29.293 P	1:56.329	39.136	53.828		11:03:07.050
6		3:03.088	1:45.049	35.100	42.939		11:06:10.138	6		3:03.088	1:45.049	35.100	42.939		11:06:10.138
7		2:03.554 P	36.721	37.208	49.625	254.7	11:08:13.692	7		2:03.554 P	36.721	37.208	49.625	254.7	11:08:13.692
8		3:33.348 P	1:50.278	43.824	59.246		11:11:47.040	8		3:33.348 P	1:50.278	43.824	59.246		11:11:47.040
9		3:16.927 P	1:46.177	37.942	52.808		11:15:03.967	9		3:16.927 P	1:46.177	37.942	52.808		11:15:03.967
10		19:31.226	18:04.585	39.125	47.516		11:34:35.193	10		19:31.226	18:04.585	39.125	47.516		11:34:35.193
11		2:06.002	38.522	38.537	48.943	243.7	11:36:41.195	11		2:06.002	38.522	38.537	48.943	243.7	11:36:41.195
12		2:05.708	38.732	38.671	48.305	241.0	11:38:46.903	12		2:05.708	38.732	38.671	48.305	241.0	11:38:46.903
13		2:04.406	38.232	38.409	47.765	244.3	11:40:51.309	13		2:04.406	38.232	38.409	47.765	244.3	11:40:51.309
14		2:03.670	38.307	38.150	47.213	244.3	11:42:54.979	14		2:03.670	38.307	38.150	47.213	244.3	11:42:54.979
15		2:03.011	38.442	37.551	47.018	245.4	11:44:57.990	15		2:03.011	38.442	37.551	47.018	245.4	11:44:57.990
16		2:01.984	37.848	37.569	46.567	247.1	11:46:59.974	16		2:01.984	37.848	37.569	46.567	247.1	11:46:59.974
17		2:10.593 P	38.096	37.595	54.902	247.7	11:49:10.567	17		2:10.593 P	38.096	37.595	54.902	247.7	11:49:10.567



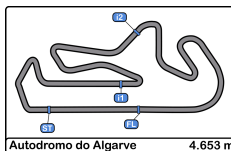


Autodromo Int. do Algarve
International GT Open
Free Practice - 1
Lap Analysis



15							20								
Gustav Bergström			Porsche 911 GT3 R (992)				Dominik Baumann			Mercedes AMG GT3 EVO					
PRO Nico Menzel			Car Collection Motorsport				PRO Mikael Pitamber			SPS Automotive Performance					
Lap	D	Time	Sector 1	Sector 2	Sector 3	T. Spd	Elapsed	Lap	D	Time	Sector 1	Sector 2	Sector 3	T. Spd	Elapsed
1		10:48:11.214	P 10:46:46.149	35.346	49.719		10:48:11.214	1		10:49:00.853	10:47:39.815	37.733	43.305		10:49:00.853
2		3:04.363	1:47.940	33.590	42.833		10:51:15.577	2		1:55.156	35.996	35.031	44.129	229.2	10:50:56.009
3		1:49.823	34.115	34.171	41.537	256.5	10:53:05.400	3		1:56.750	37.186	35.722	43.842	218.1	10:52:52.759
4		1:56.207	P 34.349	33.903	47.955	258.3	10:55:01.607	4		2:06.003	P 35.607	36.482	53.914	255.9	10:54:58.762
5		3:09.388	1:51.245	35.198	42.945		10:58:10.995	5		3:21.932	P 1:50.305	35.642	55.985		10:58:20.694
6		4:51.788	35.120	34.611	42.057	255.3	11:00:02.783	6		8:35.421	P 7:11.576	34.987	48.858		11:06:56.115
7		1:52.052	34.923	34.700	42.429	257.1	11:01:54.835	7		3:17.731	1:53.710	37.828	46.193		11:10:13.846
8		1:51.162	34.884	34.358	41.920	253.5	11:03:45.997	8		2:43.288	P 39.234	39.158	54.896	254.1	11:12:27.134
9		4:58.434	P 34.772	35.299	48.363	258.3	11:05:44.431	9		3:24.504	P 1:54.720	38.115	51.669		11:15:51.638
10		23:02.245	21:34.473	39.184	48.588		11:28:46.676	10		3:25.376	P 1:54.855	38.657	51.864		11:19:17.014
11		2:06.153	38.977	38.518	48.658	250.5	11:30:52.829	23 Thor Haugen Ferrari 488 GT3 2020 PROAM Paolo Ruberti Pellin Racing							
12		2:05.254	39.078	38.576	47.600	251.7	11:32:58.083								
13		2:16.493	P 38.909	38.896	58.688	244.3	11:35:14.576	Lap D Time Sector 1 Sector 2 Sector 3 T. Spd Elapsed							
14		4:21.672	2:50.949	40.039	50.684		11:39:36.248	1		10:56:34.391	10:55:07.622	39.346	47.423		10:56:34.391
15		2:08.037	39.245	38.996	49.796	241.6	11:41:44.285	2		2:14.766	P 39.172	40.591	55.003	228.3	10:58:49.157
16		2:06.575	38.758	38.803	49.014	245.4	11:43:50.860	24 Andrey Borodin McLaren 720s GT3 Evo PROAM Oliver Webb Greystone GT							
17		2:07.042	38.928	38.848	49.266	246.5	11:45:57.902								
18		2:04.425	38.626	38.195	47.604	247.1	11:48:02.327	Lap D Time Sector 1 Sector 2 Sector 3 T. Spd Elapsed							
19		5:13.182	P 2:53.947	1:01.162	1:18.073	247.7	11:53:15.509	1		10:48:03.061	10:46:45.781	34.987	42.293		10:48:03.061
16 Marcelo Hahn Ferrari 296 GT3 PROAM Allam Khodair AF Corse							Lap D Time Sector 1 Sector 2 Sector 3 T. Spd Elapsed								
							1		11:26:05.248	11:24:34.062	41.548	49.638		11:26:05.248	2
2		2:01.851	37.797	38.053	46.001	251.7	11:28:07.099	3		2:03.940	39.937	37.975	45.998	244.3	10:51:59.967
3		2:01.401	37.675	37.836	45.890	254.7	11:30:08.500	4		2:06.328	P 37.291	36.986	52.051	247.1	10:54:06.295
4		2:01.580	37.833	38.068	45.679	254.1	11:32:10.080	5		7:40.064	6:24.003	37.503	47.558		11:01:55.359
5		2:25.670	P 38.264	40.930	1:06.476	251.1	11:34:35.750	6		2:09.842	39.497	38.748	51.597	241.6	11:04:05.201
6		6:14.244	4:46.376	39.130	48.738		11:40:49.994	7		2:08.808	40.496	39.729	48.583	196.0	11:06:14.009
7		2:03.375	38.257	37.909	47.209	242.1	11:42:53.369	8		2:07.871	39.537	40.316	48.018	243.2	11:08:21.880
8		2:02.948	38.383	38.086	46.479	245.4	11:44:56.317	9		2:07.713	40.840	39.767	47.106	251.7	11:10:29.593
9		2:02.434	37.890	37.790	46.754	247.7	11:46:58.751	10		2:11.583	39.511	41.665	50.407	243.2	11:12:41.176
10		2:09.631	P 37.819	37.777	54.035	238.9	11:49:08.382	11		2:18.201	P 40.012	40.958	57.231	240.0	11:14:59.377
19 Marzio Moretti Lamborghini Huracan GT3 EVO2 PRO Artem Petrov Oregon Team							Lap D Time Sector 1 Sector 2 Sector 3 T. Spd Elapsed								
							1		10:48:43.316	10:47:24.786	36.016	42.514		10:48:43.316	12
2		1:55.557	36.362	35.215	43.980	244.8	10:50:38.873	13		2:02.308	38.476	37.673	46.159	252.9	11:24:33.969
3		2:00.970	P 36.125	36.807	48.038	252.3	10:52:39.843	14		2:08.224	P 37.986	37.923	52.315	254.1	11:26:42.193
4		8:25.087	P 7:03.077	34.500	47.510		11:01:04.930	15		7:36.636	5:34.982	43.832	1:17.822		11:34:18.829
5		3:11.939	P 1:46.980	36.414	48.545		11:04:16.869	16		2:53.734	P 47.127	51.046	1:15.561	182.1	11:37:12.563
6		14:14.474	P 12:44.548	38.599	51.327		11:18:31.343	25 Alessandro Cozzi Ferrari 296 GT3 PROAM Giorgio Sernaggiotto AF Corse							
7		3:20.806	P 1:51.200	37.976	51.630		11:21:52.149								
8		3:23.465	P 1:48.782	41.145	53.538		11:25:15.614	Lap D Time Sector 1 Sector 2 Sector 3 T. Spd Elapsed							
9		3:11.820	1:47.674	38.462	45.684		11:28:27.434	1		11:20:18.370	11:18:51.076	39.969	47.325		11:20:18.370
10		2:02.506	38.312	37.892	46.302	250.5	11:30:29.940	2		2:03.227	38.251	38.579	46.397	240.5	11:22:21.597
11		2:02.410	38.277	37.642	46.491	251.1	11:32:32.350	3		2:04.347	38.311	39.474	46.562	252.9	11:24:25.944
12		2:05.175	39.030	38.479	47.666	243.7	11:34:37.525	4		2:02.850	38.362	38.475	46.013	252.9	11:26:28.794
13		2:07.840	39.108	39.621	49.111	243.2	11:36:45.365	5		2:03.049	38.265	38.020	46.764	254.7	11:28:31.843
14		2:14.510	P 39.750	39.542	55.218	239.4	11:38:59.875	6		2:02.860	38.438	38.556	45.866	254.1	11:30:34.703
15		4:32.535	2:59.703	42.341	50.491		11:43:32.410	7		2:03.300	38.441	38.116	46.743	254.1	11:32:38.003
16		2:08.716	40.395	39.279	49.042	213.0	11:45:41.126	8		2:14.769	P 38.824	38.452	57.493	250.5	11:34:52.772
17		2:12.777	P 38.989	39.026	54.762	236.3	11:47:53.903	9		4:11.155	2:32.078	48.717	50.360		11:39:03.927
								10		2:06.888	39.183	38.407	49.298	221.3	11:41:10.815
								11		2:21.117	P 39.081	40.356	1:01.680	237.3	11:43:31.932





Autodromo Int. do Algarve
International GT Open
Free Practice - 1
Lap Analysis



27 Marco Pulcini Ferrari 296 GT3 **61** Jean-Claude Saada Ferrari 296 GT3

PROAM Eddie Cheever III Spirit of Race PROAM Conrad Grunewald AF Corse

Lap	D	Time	Sector 1	Sector 2	Sector 3	T. Spd	Elapsed	Lap	D	Time	Sector 1	Sector 2	Sector 3	T. Spd	Elapsed
1		10:57:18.641 P	10:55:56.834	34.243	47.564		10:57:18.641	1		10:48:21.952	10:47:06.083	34.195	41.674		10:48:21.952
2		3:38.926 P	1:50.700	42.884	1:05.342		11:00:57.567	2		4:52.624 P	34.857	34.393	43.271	255.9	10:50:14.473
3		3:09.964 P	1:46.312	34.735	47.917		11:04:06.531	3		2:07.461 P	39.625	35.856	51.980	254.1	10:52:21.934
4		3:55.316 P	1:55.422	51.005	1:08.889		11:08:01.847	4		7:11.241	5:53.024	34.971	43.246		10:59:33.175

51 Nicola Marinangeli Ferrari 296 GT3

PRO Vicent Abril Spirit of Race

Lap	D	Time	Sector 1	Sector 2	Sector 3	T. Spd	Elapsed	Lap	D	Time	Sector 1	Sector 2	Sector 3	T. Spd	Elapsed
1		11:15:45.780 P	11:14:14.420	38.990	52.370		11:15:45.780	5		4:52.095	35.354	34.939	42.692	252.9	11:01:26.160
2		3:45.110 P	2:15.636	38.263	51.211		11:19:30.890	6		4:52.247	34.715	34.828	42.674	255.3	11:03:18.377
3		9:22.810 P	7:51.960	37.610	53.240		11:28:53.700	7		2:00.222 P	34.904	35.247	50.071	256.5	11:05:18.599
4		3:38.904 P	2:11.330	37.489	50.085		11:32:32.604	8		9:44.481	8:19.893	38.044	46.544		11:15:03.080
5		3:25.053	1:58.793	38.698	47.562		11:35:57.657	9		2:02.176	37.809	38.077	46.290	254.1	11:17:05.256
6		2:06.038	38.844	38.402	48.792	245.4	11:38:03.695	10		2:01.642	37.877	37.661	46.104	254.1	11:19:06.898
7		2:04.992	38.497	38.318	48.177	246.5	11:40:08.687	11		2:01.117	37.526	37.574	46.017	254.7	11:21:08.015
8		2:11.977 P	38.347	38.496	55.134	247.1	11:42:20.664	12		2:08.771 P	37.781	37.559	53.431	254.1	11:23:16.786

54 Dexter Müller Mercedes AMG GT3 EVO **63** Rolf Ineichen Lamborghini Huracan GT3 EVO2

PROAM Yannick Mettler CBRX by SPS PRO Leonardo Pulcini Oregon Team

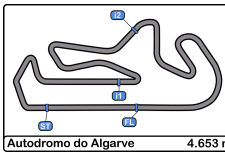
Lap	D	Time	Sector 1	Sector 2	Sector 3	T. Spd	Elapsed	Lap	D	Time	Sector 1	Sector 2	Sector 3	T. Spd	Elapsed
1		10:49:45.700 P	10:48:14.238	37.293	54.169		10:49:45.700	1		10:49:04.414	10:47:32.436	42.867	49.111		10:49:04.414
2		3:22.061 P	1:55.241	36.258	50.562		10:53:07.761	2		2:04.220	40.410	37.955	45.855	167.4	10:51:08.634
3		3:07.905	1:50.467	34.921	42.517		10:56:15.666	3		2:13.028 P	39.688		2:58.883	223.1	10:53:21.662
4		2:02.403 P	35.615	35.383	51.105	254.7	10:58:17.769	4		4:15.722	3:00.022		7:14.605		10:57:37.384
5		3:17.509	1:54.540	37.268	45.701		11:01:35.278	5		4:54.329	35.780	34.214	41.335	255.3	10:59:28.713
6		1:59.701	36.872	36.828	46.001	248.2	11:03:34.979	6		4:40.837	34.491	33.931	41.415	258.3	11:01:18.550
7		2:12.709 P	38.458	38.992	55.259	248.2	11:05:47.688	7		1:56.162 P	34.635	34.137	47.390	257.7	11:03:14.712
8		3:23.044 P	1:52.617	39.226	51.201		11:09:10.732	8		10:15.921	8:47.105	40.670	48.146		11:13:30.633
9		3:40.013 P	1:55.953	45.826	58.234		11:12:50.745	9		2:06.934	39.710		2:55.080	250.5	11:15:37.567
10		11:46.386	10:22.142	38.938	45.306		11:24:37.131	10		2:05.192	38.808	39.218	47.166	252.3	11:17:42.759
11		2:01.217	37.948	37.891	45.378	251.7	11:26:38.348	11		2:05.379	38.548		2:52.545	252.3	11:19:48.138
12		2:00.997	37.607	37.621	45.769	251.1	11:28:39.345	12		2:11.358 P	38.501		5:03.903	252.3	11:21:59.496
13		2:09.647 P	38.153	37.853	53.641	249.4	11:30:48.992	13		3:38.822	2:07.855		8:42.725		11:25:38.318
14		3:29.858 P	1:53.337	39.577	56.944		11:34:18.850	14		2:03.302	38.442	38.425	46.435	250.5	11:27:41.620

55 Laurent De Meeus Ferrari 488 GT3 MY 2020

PROAM Jamie Stanley AF Corse

Lap	D	Time	Sector 1	Sector 2	Sector 3	T. Spd	Elapsed	Lap	D	Time	Sector 1	Sector 2	Sector 3	T. Spd	Elapsed
1		11:20:17.021	11:18:53.751	37.558	45.712		11:20:17.021	15		2:08.406 P	38.214	38.131	52.061	252.9	11:29:50.026
2		1:58.354	37.327	36.228	44.799	257.7	11:22:15.375	16		3:15.943	1:49.156	39.390	47.397		11:33:05.969
3		2:01.748	36.954	37.223	47.571	258.3	11:24:17.123	17		2:06.889	39.131	39.046	48.712	246.5	11:35:12.858
4		1:58.949	36.836	36.825	45.288	257.7	11:26:16.072	18		2:21.461 P	40.699	41.002	59.760	219.5	11:37:34.319
5		2:07.499 P	37.359	38.062	52.078	258.3	11:28:23.571								
6		6:18.505	4:41.178	40.906	56.421		11:34:42.076								
7		2:17.295 P	39.672	40.241	57.382	241.6	11:36:59.371								
8		3:59.798	2:28.856	40.030	50.912		11:40:59.169								
9		2:08.006	38.826	39.594	49.586	243.7	11:43:07.175								
10		2:06.488	38.556	39.233	48.699	246.5	11:45:13.663								
11		2:05.266	38.243	39.079	47.944	247.1	11:47:18.929								
12		2:25.655 P	39.761	40.283	1:05.611	205.7	11:49:44.584								





Autodromo Int. do Algarve
International GT Open
Free Practice - 1
Lap Analysis



66 Stewart Proctor McLaren 720S GT3 **75** Filip Salaquarda Audi R8 LMS GT3 Evo II
 PROAM Lewis Proctor Greystone GT PROAM Libor Milota ISR Racing

Lap	D	Time	Sector 1	Sector 2	Sector 3	T. Spd	Elapsed	Lap	D	Time	Sector 1	Sector 2	Sector 3	T. Spd	Elapsed
1		10:48:00.108	10:46:41.300	35.332	43.476		10:48:00.108	1		11:00:16.430 P	10:58:50.403	36.693	49.334		11:00:16.430
2		1:56.832	36.202	35.336	45.294	252.9	10:49:56.940	2		2:57.517	1:40.338		3:46.851		11:03:13.947
3		1:54.247	35.682	35.169	43.366	255.9	10:51:51.157	3		1:45.238	33.103	32.778	39.357	263.4	11:04:59.185
4		1:52.339	34.834	35.128	42.377	257.1	10:53:43.496	4		1:58.373 P	33.061	32.887	52.425	263.4	11:06:57.558
5		1:51.570	34.575	34.502	42.493	257.7	10:55:35.066	5		16:08.254 P	14:32.252	42.519	53.483		11:23:05.812
6		1:51.834	34.988	34.507	42.336	257.7	10:57:26.897	6		5:44.450	4:21.571	37.385	45.494		11:28:50.262
7		1:59.916 P	34.748	34.866	50.302	258.3	10:59:26.813	7		2:00.871	37.523	37.315	46.033	254.1	11:30:51.133
8		9:18.902	7:51.896	39.663	47.343		11:08:45.715	8		1:59.609	37.494	37.015	45.100	253.5	11:32:50.742
9		2:05.575	39.969	38.385	47.221	251.7	11:10:51.290	9		2:11.797 P	38.068	38.136	55.593	251.1	11:35:02.539
10		2:09.613	40.004	40.633	48.976	252.3	11:13:00.903	10		4:09.919	2:36.919	40.320	52.680		11:39:12.458
11		2:17.672 P	40.145	39.693	57.834	240.5	11:15:18.575	11		2:07.913	39.757	38.788	49.368	230.2	11:41:20.371
12		3:03.382	1:35.116	39.973	48.293		11:18:21.957	12		2:07.759	39.804	39.397	48.558	242.1	11:43:28.130
13		2:06.942	39.254	39.678	48.010	251.7	11:20:28.899	13		2:04.227	38.511	38.030	47.686	247.1	11:45:32.357
14		2:07.334	39.301	40.284	47.749	253.5	11:22:36.233	14		2:03.899	37.994	38.155	47.750	246.5	11:47:36.256
15		2:08.248	40.419	40.004	47.825	252.3	11:24:44.481	15		2:19.138 P	40.771	39.765	58.602	245.4	11:49:55.394
16		2:07.302	39.240	39.819	48.243	252.9	11:26:51.783	77 Al Faisal Al Zubair Mercedes AMG GT3 EVO							
17		2:06.986	39.152	39.458	48.376	251.7	11:28:58.769	PRO Mikaël Grenier AlManar Racing by GetSpeed							
18		2:11.348	42.691	40.395	48.262	237.8	11:31:10.117	Lap D Time Sector 1 Sector 2 Sector 3 T. Spd Elapsed							
19		2:15.372	43.775	42.168	49.429	250.5	11:33:25.489	1		10:52:55.212	10:51:35.476	36.117	43.619		10:52:55.212
20		2:28.910 P	40.633	43.591	1:04.686	239.4	11:35:54.399	2		1:49.639	34.180	33.883	41.576	257.7	10:54:44.851

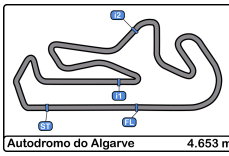
69 Michael Blanchemain Mercedes AMG GT3 EVO
 PROAM Jim Pla Scuderia Villorba Corse

Lap	D	Time	Sector 1	Sector 2	Sector 3	T. Spd	Elapsed
1		10:48:28.267	10:47:06.844	37.964	43.459		10:48:28.267
2		1:58.977	35.981	38.505	44.491	242.6	10:50:27.244
3		1:52.643	35.823	35.159	41.661	233.2	10:52:19.887
4		1:49.253	34.586	34.104	40.563	255.9	10:54:09.140
5		1:44.422	32.834	32.212	39.376	258.3	10:55:53.562
6		1:44.413	32.784	32.023	39.606	258.3	10:57:37.975
7		1:46.219	34.120	32.294	39.805	259.6	10:59:24.194
8		1:44.063	32.649	32.036	39.378	258.3	11:01:08.257
9		1:53.885 P	32.802	32.542	48.541	260.2	11:03:02.142
10		3:23.564	2:06.923	35.408	41.233		11:06:25.706
11		2:15.680 P	37.665	42.366	55.649	255.9	11:08:41.386
12		3:32.836	2:02.813	39.893	50.130		11:12:14.222
13		2:07.467	40.394	39.803	47.270	235.8	11:14:21.689
14		2:04.600	38.973	38.744	46.883	249.4	11:16:26.289
15		2:05.186	39.401	38.587	47.198	250.5	11:18:31.475
16		2:04.988	39.067	38.454	47.467	250.0	11:20:36.463
17		2:05.121	38.894	39.055	47.172	250.0	11:22:41.584
18		2:06.991	38.734	39.917	48.340	250.5	11:24:48.575
19		2:05.785	39.991	38.788	47.006	243.7	11:26:54.360
20		2:04.654	38.864	38.586	47.204	250.0	11:28:59.014
21		2:08.169	40.633	39.478	48.058	237.3	11:31:07.183
22		2:18.113 P	41.150	40.046	56.917	244.3	11:33:25.296
23		3:39.205	2:09.113	40.215	49.877		11:37:04.501
24		2:05.032	38.883	37.771	48.378	229.7	11:39:09.533
25		2:08.296	38.723	40.643	48.930	242.1	11:41:17.829
26		2:07.018	41.636	38.005	47.377	242.1	11:43:24.847
27		2:02.307	38.212	37.254	46.841	242.6	11:45:27.154
28		2:11.638 P	38.213	37.290	56.135	245.4	11:47:38.792

96 Lukas Dunner Mercedes AMG GT3 EVO
 PRO Charles Bateman Team Motopark

Lap	D	Time	Sector 1	Sector 2	Sector 3	T. Spd	Elapsed
1		11:37:14.082	11:35:30.118	49.164	54.800		11:37:14.082
2		2:26.452	45.823	46.973	53.656	184.9	11:39:40.534
3		2:21.604	44.251	44.103	53.250	187.5	11:42:02.138
4		2:13.803	42.233	40.494	51.076	203.7	11:44:15.941
5		2:14.484	42.310	40.755	51.419	195.2	11:46:30.425
6		2:34.031 P	45.490	45.221	1:03.320	183.0	11:49:04.456





Autodromo Int. do Algarve
International GT Open
Free Practice - 1
Lap Analysis



108

Ameerh Naran

Mercedes AMG GT3 EVO

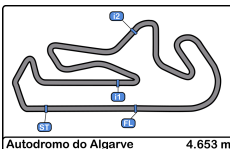
PROAM

Tom Jackson

Vimana by GetSpeed

Lap	D	Time	Sector 1	Sector 2	Sector 3	T. Spd	Elapsed
1		10:53:15.903	10:51:59.052	35.705	41.146		10:53:15.903
2		1:45.208	33.455	32.424	39.329	256.5	10:55:01.111
3		1:49.183 P	32.878	32.436	43.869	258.3	10:56:50.294
4		5:20.148	4:00.390	36.268	43.490		11:02:10.442
5		1:54.045	34.995	35.627	43.423	254.1	11:04:04.487
6		1:54.708	35.301	36.530	42.877	251.7	11:05:59.195
7		2:01.835	35.978	38.611	47.246	254.7	11:08:01.030
8		2:18.201	39.749	42.562	55.890	252.3	11:10:19.231
9		2:42.752 P	42.303	47.397	1:13.052	249.4	11:13:01.983
10		5:02.219	3:29.506	42.871	49.842		11:18:04.202
11		2:12.934	40.840	42.516	49.578	248.2	11:20:17.136
12		2:17.496	43.355	42.379	51.762	190.1	11:22:34.632
13		2:15.252	41.246	42.581	51.425	248.2	11:24:49.884
14		2:09.929	40.887	40.567	48.475	249.4	11:26:59.813
15		2:08.082	39.593	39.886	48.603	250.5	11:29:07.895
16		2:07.347	38.939	39.598	48.810	248.8	11:31:15.242
17		2:11.202	39.867	42.064	49.271	249.4	11:33:26.444
18		2:11.479	39.996	41.699	49.784	242.1	11:35:37.923
19		2:19.197	39.887	41.747	57.563	240.5	11:37:57.120
20		2:20.947	45.259	42.520	53.168	207.6	11:40:18.067
21		2:16.178	41.068	42.990	52.120	240.0	11:42:34.245
22		2:14.432	40.932	42.370	51.130	241.6	11:44:48.677
23		2:12.019	39.970	40.920	51.129	243.2	11:47:00.696
24		2:40.759 P	44.715	45.145	1:10.899	175.0	11:49:41.455





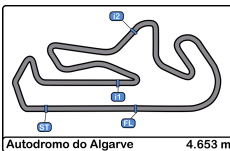
Autodromo Int. do Algarve
International GT Open
Free Practice - 1
Best Sectors Results



Autodromo do Algarve 4.653 m.

Sector - 1			Sector - 2			Sector - 3			Ideal Lap vs Best Lap		
Clas	Nº Driver	Time	Nº Driver	Time	Nº Driver	Time	Clas	Nº Driver	Ideal Lap	Best Lap	Clas
1	69 Blanchemain - Pla	32.649	69 Blanchemain - Pla	32.023	108 Naran - Jackson	39.329	1	69 Blanchemain - Pla	1:44.048	1:44.422	1
2	108 Naran - Jackson	32.878	108 Naran - Jackson	32.424	75 Salaquarda - Milota	39.357	2	108 Naran - Jackson	1:44.631	1:45.208	2
3	75 Salaquarda - Milota	33.061	75 Salaquarda - Milota	32.778	69 Blanchemain - Pla	39.376	3	75 Salaquarda - Milota	1:45.196	1:59.609	15
4	15 Bergström - Menzel	34.115	15 Bergström - Menzel	33.590	63 Ineichen - Pulcini	41.335	4	15 Bergström - Menzel	1:49.242	1:49.823	4
5	77 Al Zubair - Grenier	34.180	77 Al Zubair - Grenier	33.883	15 Bergström - Menzel	41.537	5	77 Al Zubair - Grenier	1:49.639	1:49.639	3
6	63 Ineichen - Pulcini	34.491	63 Ineichen - Pulcini	33.931	77 Al Zubair - Grenier	41.576	6	63 Ineichen - Pulcini	1:49.757	1:56.162	11
7	66 Proctor - Proctor	34.575	10 Deledda - Pepper	34.132	61 Saada - Grunewald	41.674	7	61 Saada - Grunewald	1:50.584	2:01.117	17
8	61 Saada - Grunewald	34.715	7 Mardini - van der Helm	34.135	7 Mardini - van der Helm	42.015	8	1 Reicher - Haase	1:50.990	1:51.671	6
9	1 Reicher - Haase	34.746	61 Saada - Grunewald	34.195	1 Reicher - Haase	42.020	9	7 Mardini - van der Helm	1:51.357	1:52.114	7
10	10 Deledda - Pepper	34.756	1 Reicher - Haase	34.224	24 Borodin - Webb	42.293	10	66 Proctor - Proctor	1:51.413	1:51.570	5
11	8 Giuseppe Cipriani	34.950	27 Pulcini - Cheever III	34.243	66 Proctor - Proctor	42.336	11	24 Borodin - Webb	1:52.385	2:02.308	20
12	7 Mardini - van der Helm	35.207	19 Moretti - Petrov	34.500	19 Moretti - Petrov	42.514	12	54 Müller - Mettler	1:53.053	1:59.701	16
13	24 Borodin - Webb	35.308	66 Proctor - Proctor	34.502	54 Müller - Mettler	42.517	13	19 Moretti - Petrov	1:53.139	1:55.557	10
14	20 Baumann - Pitamber	35.607	24 Borodin - Webb	34.784	12 Hash - Fontana	42.939	14	20 Baumann - Pitamber	1:53.899	1:55.156	9
15	54 Müller - Mettler	35.615	54 Müller - Mettler	34.921	20 Baumann - Pitamber	43.305	15	10 Deledda - Pepper	1:54.593	1:56.188	12
16	19 Moretti - Petrov	36.125	20 Baumann - Pitamber	34.987	9 Bartone - Schiller	44.359	16	12 Hash - Fontana	1:54.677	2:01.984	19
17	9 Bartone - Schiller	36.631	12 Hash - Fontana	35.017	55 De Meeus - Stanley	44.799	17	9 Bartone - Schiller	1:57.496	1:57.761	13
18	12 Hash - Fontana	36.721	55 De Meeus - Stanley	36.228	16 Hahn - Khodair	45.679	18	55 De Meeus - Stanley	1:57.863	1:58.354	14
19	55 De Meeus - Stanley	36.836	9 Bartone - Schiller	36.506	10 Deledda - Pepper	45.705	19	16 Hahn - Khodair	2:01.131	2:01.401	18
20	16 Hahn - Khodair	37.675	51 Marinangeli - Abril	37.489	25 Cozzi - Sernagiotto	45.866	20	25 Cozzi - Sernagiotto	2:02.137	2:02.850	21
21	25 Cozzi - Sernagiotto	38.251	16 Hahn - Khodair	37.777	23 Haugen - Ruberti	47.423	21	51 Marinangeli - Abril	2:03.398	2:04.992	22
22	51 Marinangeli - Abril	38.347	25 Cozzi - Sernagiotto	38.020	51 Marinangeli - Abril	47.562	22	23 Haugen - Ruberti	2:05.941	2:14.766	25
23	23 Haugen - Ruberti	39.172	23 Haugen - Ruberti	39.346	27 Pulcini - Cheever III	47.564	23	11 Kirchmayr - Ludwig	2:11.885	2:13.547	23
24	96 Dunner - Bateman	42.233	11 Kirchmayr - Ludwig	40.110	11 Kirchmayr - Ludwig	49.466	24	96 Dunner - Bateman	2:13.803	2:13.803	24
25	11 Kirchmayr - Ludwig	42.309	96 Dunner - Bateman	40.494	96 Dunner - Bateman	51.076	25	27 Pulcini - Cheever III	3:08.119	3:38.926	26
26	27 Pulcini - Cheever III	1:46.312	8 Giuseppe Cipriani	Transpond	8 Giuseppe Cipriani	Transpond	26	8 Giuseppe Cipriani	Transpond	1:53.173	8





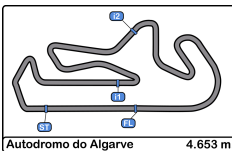
Autodromo Int. do Algarve
International GT Open
Free Practice - 1
Best 5 Lap Times



Autodromo do Algarve 4.653 m.

Cl	Nº	Entrant/Team	Nat	Driver 1	Nat	Driver 2	Nat	Vehicle	Cat	Cl	Best 1		Best 2		Best 3		Best 4		Best 5	
											Time	Lap	Time	Lap	Time	Lap	Time	Lap	Time	Lap
1	69	Scuderia Villorba Corse	ITA	Michael Blanchemain	FRA	Jim Pla	FRA	Mercedes AMG GT3 EVO	PROAM	1	1:44.422	5	1:49.253	4	1:52.643	3	1:58.977	2	2:02.307	27
2	108	Vimana by GetSpeed	DEU	Ameerh Naran	ZWE	Tom Jackson	GBR	Mercedes AMG GT3 EVO	PROAM	2	1:45.208	2	1:49.183	3	1:54.045	5	2:01.835	7	2:07.347	16
3	77	AlManar Racing by GetSpeed	OMN	Al Faisal Al Zubair	OMN	Mikaël Grenier	CND	Mercedes AMG GT3 EVO	PRO	1	1:49.639	2	1:57.559	3	2:04.180	13	2:06.406	11	2:09.666	12
4	15	Car Collection Motorsport	DEU	Gustav Bergström	SWE	Nico Menzel	DEU	Porsche 911 GT3 R (992)	PRO	2	1:49.823	3	1:51.162	8	1:52.052	7	1:56.207	4	2:04.425	18
5	66	Greystone GT	GBR	Stewart Proctor	GBR	Lewis Proctor	GBR	McLaren 720S GT3	PROAM	3	1:51.570	5	1:59.916	7	2:06.942	13	2:06.986	17	2:07.302	16
6	1	Eastalent Racing	AUT	Simon Reicher	AUT	Christopher Haase	DEU	Audi R8 LMS GT3 Evo II	PRO	3	1:51.671	4	1:51.897	5	1:55.667	3	1:56.371	2	1:58.362	6
7	7	Car Collection Motorsport	DEU	Bashar Mardini	CAN	Tijmen van der Helm	AUT	Porsche 911 GT3 R (992)	PROAM	4	1:52.114	2	2:02.713	3	2:05.028	6	2:12.009	11	2:32.908	12
8	8	Il Barone Rampante	ITA	Giuseppe Cipriani	ITA			Lamborghini Huracan GT3 EVO	AM	1	1:53.173	3	2:01.375	6						
9	20	SPS Automotive Performance	DEU	Dominik Baumann	AUT	Mikaeel Pitamber	ZAF	Mercedes AMG GT3 EVO	PRO	4	1:55.156	2	2:06.003	4	3:17.731	7	3:21.932	5	3:24.504	9
10	19	Oregon Team	ITA	Marzio Moretti	ITA	Artem Petrov	ISR	Lamborghini Huracan GT3 EVO2	PRO	5	1:55.557	2	2:02.410	11	2:02.506	10	2:05.175	12	2:07.840	13
11	63	Oregon Team	ITA	Rolf Ineichen	CHE	Leonardo Pulcini	ITA	Lamborghini Huracan GT3 EVO2	PRO	6	1:56.162	7	2:03.302	14	2:04.220	2	2:05.192	10	2:05.379	11
12	10	Oregon Team	ITA	Alessio Deledda	ITA	Jordan Pepper	ZAF	Lamborghini Huracan GT3 EVO2	PRO	7	1:56.188	2	1:58.026	3	2:01.073	10	2:01.291	11	2:01.596	12
13	9	GetSpeed	DEU	Anthony Bartone	USA	Fabian Schiller	DEU	Mercedes AMG GT3 EVO	PRO	8	1:57.761	2	1:58.575	3	2:03.985	4	3:28.384	6	3:34.092	5
14	55	AF Corse	ITA	Laurent De Meeus	BEL	Jamie Stanley	GBR	Ferrari 488 GT3 MY 2020	PROAM	5	1:58.354	2	1:58.949	4	2:01.748	3	2:05.266	11	2:06.488	10
15	75	ISR Racing	CZE	Filip Salaquarda	CZE	Libor Milota	CZE	Audi R8 LMS GT3 Evo II	PROAM	6	1:59.609	8	2:00.871	7	2:03.899	14	2:04.227	13	2:07.759	12
16	54	CBRX by SPS	DEU	Dexter Müller	CHE	Yannick Mettler	CHE	Mercedes AMG GT3 EVO	PROAM	7	1:59.701	6	2:00.997	12	2:01.217	11	2:09.647	13	3:07.905	3
17	61	AF Corse	ITA	Jean-Claude Saada	USA	Conrad Grunewald	USA	Ferrari 296 GT3	PROAM	8	2:01.117	11	2:01.642	10	2:02.176	9	2:06.247	14	2:07.461	3
18	16	AF Corse	ITA	Marcelo Hahn	BRA	Allam Khodair	BRA	Ferrari 296 GT3	PROAM	9	2:01.401	3	2:01.580	4	2:01.851	2	2:02.434	9	2:02.948	8
19	12	Car Collection Motorsport	DEU	Hash	USA	Alex Fontana	CHE	Porsche 911 GT3 R (992)	PROAM	10	2:01.984	16	2:03.011	15	2:03.670	14	2:04.406	13	2:05.708	12
20	24	Greystone GT	GBR	Andrey Borodin	NOR	Oliver Webb	GBR	McLaren 720s GT3 Evo	PROAM	11	2:02.308	13	2:06.328	4	2:07.713	9	2:07.871	8	2:08.224	14
21	25	AF Corse	ITA	Alessandro Cozzi	ITA	Giorgio Sernagiotto	ITA	Ferrari 296 GT3	PROAM	12	2:02.850	4	2:02.860	6	2:03.049	5	2:03.227	2	2:03.300	7
22	51	Spirit of Race	CHE	Nicola Marinangeli	ITA	Vicent Abril	FRA	Ferrari 296 GT3	PRO	9	2:04.992	7	2:06.038	6	2:11.977	8	3:25.053	5	3:38.904	4
23	11	racing one	DEU	Ernst Kirchmayr	AUT	Luca Ludwig	DEU	Ferrari 296 GT3	PROAM	13	2:13.547	2	2:21.058	3						
24	96	Team Motopark	DEU	Lukas Dunner	AUT	Charles Bateman	GBR	Mercedes AMG GT3 EVO	PRO	10	2:13.803	4	2:14.484	5	2:21.604	3	2:26.452	2	2:34.031	6
25	23	Pellin Racing	ITA	Thor Haugen	USA	Paolo Ruberti	ITA	Ferrari 488 GT3 2020	PROAM	14	2:14.766	2								
26	27	Spirit of Race	CHE	Marco Pulcini	ITA	Eddie Cheever III	ITA	Ferrari 296 GT3	PROAM	15	3:38.926	2	3:55.316	4						



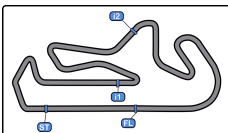


Autodromo Int. do Algarve
International GT Open
Free Practice - 1
Best 5 Top Speeds



Cl	N°	Entrant/Team	Nat	Driver 1	Nat	Driver 2	Nat	Vehicle	Cat	Cl	Top 1		Top 2		Top 3		Top 4		Top 5		Avg
											Km/h	Lap	Km/h	Lap	Km/h	Lap	Km/h	Lap	Km/h	Lap	
1	75	ISR Racing	CZE	Filip Salaquarda	CZE	Libor Milota	CZE	Audi R8 LMS GT3 Evo II	PROAM	1	263.4	3	263.4	4	254.1	7	253.5	8	251.1	9	257.1
2	1	Eastalent Racing	AUT	Simon Reicher	AUT	Christopher Haase	AUT	Audi R8 LMS GT3 Evo II	PRO	1	260.2	4	259.6	5	258.3	6	255.3	8	254.1	16	257.5
3	69	Scuderia Villorba Corse	ITA	Michael Blanchemain	FRA	Jim Pla	FRA	Mercedes AMG GT3 EVO	PROAM	2	260.2	9	259.6	7	258.3	5	258.3	6	258.3	8	258.9
4	15	Car Collection Motorsport	DEU	Gustav Bergström	SWE	Nico Menzel	SWE	Porsche 911 GT3 R (992)	PRO	2	258.3	4	258.3	9	257.1	7	256.5	3	255.3	6	257.1
5	55	AF Corse	ITA	Laurent De Meeus	BEL	Jamie Stanley	GBR	Ferrari 488 GT3 MY 2020	PROAM	3	258.3	3	258.3	5	257.7	2	257.7	4	247.1	11	255.8
6	63	Oregon Team	ITA	Rolf Ineichen	CHE	Leonardo Pulcini	ITA	Lamborghini Huracan GT3 EVO2	PRO	3	258.3	6	257.7	7	255.3	5	252.9	15	252.3	10	255.3
7	66	Greystone GT	GBR	Stewart Proctor	GBR	Lewis Proctor	GBR	McLaren 720S GT3	PROAM	4	258.3	7	257.7	5	257.7	6	257.1	4	255.9	3	257.3
8	108	Vimana by GetSpeed	DEU	Ameerh Naran	ZWE	Tom Jackson	GBR	Mercedes AMG GT3 EVO	PROAM	5	258.3	3	256.5	2	254.7	7	254.1	5	252.3	8	255.2
9	77	AlManar Racing by GetSpeed	OMA	Al Faisal Al Zubair	OMA	Mikaël Grenier	OMA	Mercedes AMG GT3 EVO	PRO	4	257.7	2	257.7	3	243.2	13	228.8	11	227.3	12	242.9
10	61	AF Corse	ITA	Jean-Claude Saada	USA	Conrad Grunewald	USA	Ferrari 296 GT3	PROAM	6	256.5	7	255.9	2	255.3	6	254.7	11	254.1	3	255.3
11	10	Oregon Team	ITA	Alessio Deledda	ITA	Jordan Pepper	ZAF	Lamborghini Huracan GT3 EVO2	PRO	5	255.9	3	252.9	11	251.7	10	251.7	12	251.1	2	252.7
12	20	SPS Automotive Performance	DEU	Dominik Baumann	AUT	Mikaeel Pitamber	ZAF	Mercedes AMG GT3 EVO	PRO	6	255.9	4	254.1	8	229.2	2	218.1	3			239.3
13	7	Car Collection Motorsport	DEU	Bashar Mardini	CAN	Tijmen van der Helm	NLD	Porsche 911 GT3 R (992)	PROAM	7	255.3	2	252.3	6	251.7	3	248.8	5	231.2	12	247.9
14	9	GetSpeed	DEU	Anthony Bartone	USA	Fabian Schiller	DEU	Mercedes AMG GT3 EVO	PRO	7	255.3	3	253.5	4	252.9	2					253.9
15	24	Greystone GT	GBR	Andrey Borodin	USA	Oliver Webb	USA	McLaren 720s GT3 Evo	PROAM	8	255.3	2	254.1	14	252.9	13	251.7	9	247.1	4	252.2
16	12	Car Collection Motorsport	DEU	Hash	USA	Alex Fontana	CHE	Porsche 911 GT3 R (992)	PROAM	9	254.7	7	247.7	17	247.1	16	245.4	15	244.3	13	247.8
17	16	AF Corse	ITA	Marcelo Hahn	BRA	Allam Khodair	BRA	Ferrari 296 GT3	PROAM	10	254.7	3	254.1	4	251.7	2	251.1	5	247.7	9	251.8
18	25	AF Corse	ITA	Alessandro Cozzi	ITA	Giorgio Sernagiotto	ITA	Ferrari 296 GT3	PROAM	11	254.7	5	254.1	6	254.1	7	252.9	3	252.9	4	253.7
19	54	CBRX by SPS	DEU	Dexter Müller	CHE	Yannick Mettler	CHE	Mercedes AMG GT3 EVO	PROAM	12	254.7	4	251.7	11	251.1	12	249.4	13	248.2	6	251.0
20	8	Il Barone Rampante	ITA	Giuseppe Cipriani	ITA		ITA	Lamborghini Huracan GT3 EVO	AM	1	254.1	4	254.1	5	254.1	6	252.9	3	248.2	2	252.7
21	19	Oregon Team	ITA	Marzio Moretti	ITA	Artem Petrov	ISR	Lamborghini Huracan GT3 EVO2	PRO	8	252.3	3	251.1	11	250.5	10	244.8	2	243.7	12	248.5
22	51	Spirit of Race	CHE	Nicola Marinangeli	ITA	Vicent Abril	FRA	Ferrari 296 GT3	PRO	9	247.1	8	246.5	7	245.4	6					246.3
23	23	Pellin Racing	ITA	Thor Haugen	USA	Paolo Ruberti	ITA	Ferrari 488 GT3 2020	PROAM	13	228.3	2									228.3
24	96	Team Motopark	DEU	Lukas Dunner	AUT	Charles Bateman	GBR	Mercedes AMG GT3 EVO	PRO	10	203.7	4	195.2	5	187.5	3	184.9	2	183.0	6	190.9
25	11	racing one	DEU	Ernst Kirchmayr	AUT	Luca Ludwig	DEU	Ferrari 296 GT3	PROAM	14	188.1	2	160.7	3							174.4





Autodromo Int. do Algarve

International GT Open

Free Practice - 1

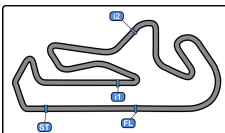
Fastest Laps Sequence

Autodromo do Algarve 4.653 m.



Lap	Time of Day	Session Time	Nº Entrant/Team	Nat	Driver 1	Nat	Driver 2	Nat	Vehicle	Cat	Time	Km/h
2	10:49:59.978	3:59.978	7 Car Collection Motorsport	DEU	Bashar Mardini	CAN	Tijmen van der Helm	NLD	Porsche 911 GT3 R (992)	PROAM	1:52.114	149.4
3	10:53:05.400	7:05.400	15 Car Collection Motorsport	DEU	Gustav Bergström	SWE	Nico Menzel	DEU	Porsche 911 GT3 R (992)	PRO	1:49.823	152.5
4	10:54:09.140	8:09.140	69 Scuderia Villorba Corse	ITA	Michael Blanchemain	FRA	Jim Pla	FRA	Mercedes AMG GT3 EVO	PROAM	1:49.253	153.3
2	10:55:01.111	9:01.111	108 Vimana by GetSpeed	DEU	Ameerh Naran	ZWE	Tom Jackson	GBR	Mercedes AMG GT3 EVO	PROAM	1:45.208	159.2
5	10:55:53.562	9:53.562	69 Scuderia Villorba Corse	ITA	Michael Blanchemain	FRA	Jim Pla	FRA	Mercedes AMG GT3 EVO	PROAM	1:44.422	160.4





Autodromo Int. do Algarve

International GT Open

Free Practice - 1

Event Best Maximum Speed

Autodromo do Algarve 4.653 m.

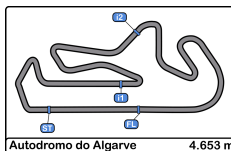


Nº	Entrant/Team	Nat	Driver 1	Nat	Driver 2	Nat	Vehicle	Cat	Km/h	Session
55	AF Corse	ITA	Laurent De Meeus	BEL	Jamie Stanley	GBR	Ferrari 488 GT3 MY 2020	PROAM	264.0	Private test - 1
75	ISR Racing	CZE	Filip Salaquarda	CZE	Libor Milota	CZE	Audi R8 LMS GT3 Evo II	PROAM	263.4	Free Practice - 1
17	Team Motopark	DEU	Diego Menchaca	MEX	Marcos Siebert	ARG	Mercedes AMG GT3 EVO	PRO	262.7	Private test - 1
777	Olimp Racing	POL	Marcin Jedlinski	POL	Karol Basz	POL	Audi R8 LMS GT3 Evo II	PROAM	262.7	Private test - 2
1	Eastalent Racing	AUT	Simon Reicher	AUT	Christopher Haase	DEU	Audi R8 LMS GT3 Evo II	PRO	262.1	Private test - 1
16	AF Corse	ITA	Marcelo Hahn	BRA	Allam Khodair	BRA	Ferrari 296 GT3	PROAM	262.1	Private test - 2
11	racing one	DEU	Ernst Kirchmayr	AUT	Luca Ludwig	DEU	Ferrari 296 GT3	PROAM	262.1	Private test - 2
77	AlManar Racing by GetSpeed	OMN	Al Faisal Al Zubair	OMN	Mikaël Grenier	CHN	Mercedes AMG GT3 EVO	PRO	262.1	Private test - 2
88	Spirit of Race	CHE	Gino Forgione	CHE	Michele Rugolo	ITA	Ferrari 296 GT3	PROAM	261.5	Private test - 1
61	AF Corse	ITA	Jean-Claude Saada	USA	Conrad Grunewald	USA	Ferrari 296 GT3	PROAM	261.5	Private test - 1
66	Greystone GT	GBR	Stewart Proctor	GBR	Lewis Proctor	GBR	McLaren 720S GT3	PROAM	260.2	Private test - 1
9	GetSpeed	DEU	Anthony Bartone	USA	Fabian Schiller	DEU	Mercedes AMG GT3 EVO	PRO	260.2	Private test - 1
12	Car Collection Motorsport	DEU	Hash	USA	Alex Fontana	CHE	Porsche 911 GT3 R (992)	PROAM	260.2	Private test - 1
25	AF Corse	ITA	Alessandro Cozzi	ITA	Giorgio Sernagiotto	ITA	Ferrari 296 GT3	PROAM	260.2	Private test - 2
5	Olimp Racing	POL	Stanislaw Jedlinski	POL	Krystian Korzeniowski	POL	Ferrari 296 GT3	AM	260.2	Private test - 2
69	Scuderia Villorba Corse	ITA	Michael Blanchemain	FRA	Jim Pla	FRA	Mercedes AMG GT3 EVO	PROAM	260.2	Free Practice - 1
27	Spirit of Race	CHE	Marco Pulcini	ITA	Eddie Cheever III	ITA	Ferrari 296 GT3	PROAM	259.6	Private test - 1
24	Greystone GT	GBR	Andrey Borodin	IND	Oliver Webb	GBR	McLaren 720s GT3 Evo	PROAM	259.6	Private test - 1
51	Spirit of Race	CHE	Nicola Marinangeli	ITA	Vicent Abril	FRA	Ferrari 296 GT3	PRO	259.6	Private test - 1
10	Oregon Team	ITA	Alessio Deledda	ITA	Jordan Pepper	ZAF	Lamborghini Huracan GT3 EVO2	PRO	258.9	Private test - 1
20	SPS Automotive Performance	DEU	Dominik Baumann	AUT	Mikael Pitamber	ZAF	Mercedes AMG GT3 EVO	PRO	258.9	Private test - 1
96	Team Motopark	DEU	Lukas Dunner	AUT	Charles Bateman	GBR	Mercedes AMG GT3 EVO	PRO	258.9	Private test - 1
65	Team Motopark	DEU	Heiko Neumann	DEU	Timo Rumpfkeil	DEU	Mercedes AMG GT3 EVO	AM	258.3	Private test - 1
15	Car Collection Motorsport	DEU	Gustav Bergström	SWE	Nico Menzel	DEU	Porsche 911 GT3 R (992)	PRO	258.3	Free Practice - 1
108	Vimana by GetSpeed	DEU	Ameerh Naran	ZWE	Tom Jackson	GBR	Mercedes AMG GT3 EVO	PROAM	258.3	Free Practice - 1
63	Oregon Team	ITA	Rolf Ineichen	CHE	Leonardo Pulcini	ITA	Lamborghini Huracan GT3 EVO2	PRO	258.3	Free Practice - 1
23	Pellin Racing	ITA	Thor Haugen	USA	Paolo Ruberti	ITA	Ferrari 488 GT3 2020	PROAM	257.7	Private test - 1
54	CBRX by SPS	DEU	Dexter Müller	CHE	Yannick Mettler	CHE	Mercedes AMG GT3 EVO	PROAM	257.7	Private test - 1
7	Car Collection Motorsport	DEU	Bashar Mardini	CAN	Tijmen van der Helm	NLD	Porsche 911 GT3 R (992)	PROAM	257.7	Private test - 2
95	Team Motopark	DEU	Morten Strömsted	DNK	Thomas Ikin	GBR	Mercedes AMG GT3 EVO	PROAM	257.7	Private test - 2
786	GetSpeed	DEU	Kiki Sak Nana	THA	Adam Osieka	DEU	Mercedes AMG GT3 EVO	AM	257.7	Private test - 2
19	Oregon Team	ITA	Marzio Moretti	ITA	Artem Petrov	ISR	Lamborghini Huracan GT3 EVO2	PRO	257.1	Private test - 1
8	Il Barone Rampante	ITA	Giuseppe Cipriani	ITA		ITA	Lamborghini Huracan GT3 EVO	AM	257.1	Private test - 2
6	GetSpeed	DEU	Valentin Pierburg	DEU	Aaron Walker	GBR	Mercedes AMG GT3 EVO	PROAM	256.5	Private test - 1



autódromo internacional algarve





Autodromo Int. do Algarve
International GT Open
Free Practice - 1
Pit Stop Analysis



Autodromo do Algarve 4.653 m.

1 Simon Reicher Audi R8 LMS GT3 Evo II
 PRO Christopher Haase Eastalent Racing

Nº	In Day Time	In Time	Out Time	Pit Time	T. Pit Time	Handicap	Diff.
1	10:58:34.570	10:58:34.570	11:05:38.543	7:03.973	7:03.973		
2	11:16:03.534	11:16:03.534	11:17:24.098	1:20.564	8:24.537		
3	11:21:35.464	11:21:35.464	11:22:55.765	1:20.301	9:44.838		
4	11:29:10.186	11:29:10.186	11:30:30.466	1:20.280	11:05.118		
5	11:32:41.692	11:32:41.692	11:35:01.282	2:19.590	13:24.708		
6	11:37:12.094	11:37:12.094	11:38:32.706	1:20.612	14:45.320		

7 Bashar Mardini Porsche 911 GT3 R (992)
 PROAM Tijmen van der Helm Car Collection Motorsport

Nº	In Day Time	In Time	Out Time	Pit Time	T. Pit Time	Handicap	Diff.
1	10:51:58.461	10:51:58.461	10:53:32.277	1:33.816	1:33.816		
2	10:59:24.949	10:59:24.949	11:00:54.382	1:29.433	3:03.249		
3	11:02:56.765	11:02:56.765	11:04:21.178	1:24.413	4:27.662		
4	11:06:16.500	11:06:16.500	11:08:20.205	2:03.705	6:31.367		
5	11:10:42.683	11:10:42.683	11:31:10.751	20:28.068	26:59.435		
6	11:38:09.706	11:38:09.706	11:39:22.173	1:12.467	28:11.902		
7	11:41:35.822	11:41:35.822	11:42:56.715	1:20.893	29:32.795		

9 Anthony Bartone Mercedes AMG GT3 EVO
 PRO Fabian Schiller GetSpeed

Nº	In Day Time	In Time	Out Time	Pit Time	T. Pit Time	Handicap	Diff.
1	11:31:30.359	11:31:30.359	11:32:51.491	1:21.132	1:21.132		
2	11:35:04.425	11:35:04.425	11:36:25.048	1:20.623	2:41.755		

10 Alessio Deledda Lamborghini Huracan GT3 EVO2
 PRO Jordan Pepper Oregon Team

Nº	In Day Time	In Time	Out Time	Pit Time	T. Pit Time	Handicap	Diff.
1	10:53:09.787	10:53:09.787	10:56:56.486	3:46.699	3:46.699		
2	10:58:48.253	10:58:48.253	11:00:06.037	1:17.784	5:04.483		
3	11:01:59.349	11:01:59.349	11:03:14.457	1:15.108	6:19.591		
4	11:05:12.182	11:05:12.182	11:07:51.131	2:38.949	8:58.540		
5	11:09:48.108	11:09:48.108	11:11:03.204	1:15.096	10:13.636		
6	11:13:16.313	11:13:16.313	11:23:56.794	10:40.481	20:54.117		

12 Hash Porsche 911 GT3 R (992)
 PROAM Alex Fontana Car Collection Motorsport

Nº	In Day Time	In Time	Out Time	Pit Time	T. Pit Time	Handicap	Diff.
1	10:49:48.764	10:49:48.764	10:51:03.536	1:14.772	1:14.772		
2	10:52:59.200	10:52:59.200	10:54:22.023	1:22.823	2:37.595		
3	10:56:24.463	10:56:24.463	10:57:39.206	1:14.743	3:52.338		
4	10:59:33.611	10:59:33.611	11:00:55.318	1:21.707	5:14.045		
5	11:03:02.921	11:03:02.921	11:04:18.759	1:15.838	6:29.883		
6	11:08:09.569	11:08:09.569	11:09:23.820	1:14.251	7:44.134		
7	11:11:42.908	11:11:42.908	11:12:57.323	1:14.415	8:58.549		
8	11:14:59.827	11:14:59.827	11:32:33.026	17:33.199	26:31.748		

15 Gustav Bergström Porsche 911 GT3 R (992)
 PRO Nico Menzel Car Collection Motorsport

Nº	In Day Time	In Time	Out Time	Pit Time	T. Pit Time	Handicap	Diff.
1	10:48:07.046	10:48:07.046	10:49:27.069	1:20.023	1:20.023		
2	10:54:57.453	10:54:57.453	10:56:17.615	1:20.162	2:40.185		
3	11:05:40.271	11:05:40.271	11:26:41.664	21:01.393	23:41.578		
4	11:35:10.277	11:35:10.277	11:37:29.180	2:18.903	26:00.481		

16 Marcelo Hahn Ferrari 296 GT3
 PROAM Allam Khodair AF Corse

Nº	In Day Time	In Time	Out Time	Pit Time	T. Pit Time	Handicap	Diff.
1	11:34:31.432	11:34:31.432	11:38:44.305	4:12.873	4:12.873		

19 Marzio Moretti Lamborghini Huracan GT3 EVO2
 PRO Artem Petrov Oregon Team

Nº	In Day Time	In Time	Out Time	Pit Time	T. Pit Time	Handicap	Diff.
1	10:52:35.700	10:52:35.700	10:59:10.430	6:34.730	6:34.730		
2	11:01:00.789	11:01:00.789	11:02:17.034	1:16.245	7:50.975		
3	11:04:12.699	11:04:12.699	11:16:23.731	12:11.032	20:02.007		
4	11:18:27.198	11:18:27.198	11:19:46.239	1:19.041	21:21.048		
5	11:21:48.002	11:21:48.002	11:23:02.198	1:14.196	22:35.244		
6	11:25:11.461	11:25:11.461	11:26:26.240	1:14.779	23:50.023		
7	11:38:55.717	11:38:55.717	11:41:16.608	2:20.891	26:10.914		

20 Dominik Baumann Mercedes AMG GT3 EVO
 PRO Mikael Pitamber SPS Automotive Performance

Nº	In Day Time	In Time	Out Time	Pit Time	T. Pit Time	Handicap	Diff.
1	10:54:54.591	10:54:54.591	10:56:15.349	1:20.758	1:20.758		
2	10:58:16.561	10:58:16.561	11:04:57.665	6:41.104	8:01.862		
3	11:06:51.973	11:06:51.973	11:08:12.302	1:20.329	9:22.191		
4	11:12:22.999	11:12:22.999	11:13:45.660	1:22.661	10:44.852		
5	11:15:47.442	11:15:47.442	11:17:07.267	1:19.825	12:04.677		

24 Andrey Borodin McLaren 720s GT3 Evo
 PROAM Oliver Webb Greystone GT

Nº	In Day Time	In Time	Out Time	Pit Time	T. Pit Time	Handicap	Diff.
1	10:54:02.020	10:54:02.020	10:59:49.845	5:47.825	5:47.825		
2	11:14:55.112	11:14:55.112	11:20:29.712	5:34.600	11:22.425		
3	11:26:38.035	11:26:38.035	11:31:31.992	4:53.957	16:16.382		

25 Alessandro Cozzi Ferrari 296 GT3
 PROAM Giorgio Sernagiotto AF Corse

Nº	In Day Time	In Time	Out Time	Pit Time	T. Pit Time	Handicap	Diff.
1	11:34:48.535	11:34:48.535	11:36:39.527	1:50.992	1:50.992		

27 Marco Pulcini Ferrari 296 GT3
 PROAM Eddie Cheever III Spirit of Race

Nº	In Day Time	In Time	Out Time	Pit Time	T. Pit Time	Handicap	Diff.
1	10:57:14.171	10:57:14.171	10:58:30.891	1:16.720	1:16.720		
2	11:00:52.735	11:00:52.735	11:02:10.589	1:17.854	2:34.574		
3	11:04:02.329	11:04:02.329	11:05:19.755	1:17.426	3:52.000		

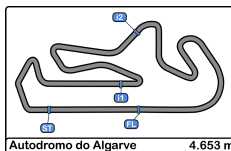
51 Nicola Marinangeli Ferrari 296 GT3
 PRO Vicent Abril Spirit of Race

Nº	In Day Time	In Time	Out Time	Pit Time	T. Pit Time	Handicap	Diff.
1	11:15:41.427	11:15:41.427	11:17:21.178	1:39.751	1:39.751		
2	11:19:26.694	11:19:26.694	11:26:46.400	7:19.706	8:59.457		
3	11:28:49.444	11:28:49.444	11:30:27.650	1:38.206	10:37.663		
4	11:32:28.403	11:32:28.403	11:33:54.836	1:26.433	12:04.096		

54 Dexter Müller Mercedes AMG GT3 EVO
 PROAM Yannick Mettler CBRX by SPS

Nº	In Day Time	In Time	Out Time	Pit Time	T. Pit Time	Handicap	Diff.
1	10:49:41.478	10:49:41.478	10:51:02.259	1:20.781	1:20.781		
2	10:53:03.605	10:53:03.605	10:54:23.311	1:19.706	2:40.487		
3	10:58:13.594	10:58:13.594	10:59:34.741	1:21.147	4:01.634		
4	11:05:43.358	11:05:43.358	11:07:03.862	1:20.504	5:22.138		
5	11:09:06.584	11:09:06.584	11:10:27.195	1:20.611	6:42.749		
6	11:12:46.581	11:12:46.581	11:22:33.089	9:46.508	16:29.257		
7	11:30:44.810	11:30:44.810	11:32:05.820	1:21.010	17:50.267		





Autodromo Int. do Algarve
International GT Open
Free Practice - 1
Pit Stop Analysis



55 Laurent De Meeus Ferrari 488 GT3 MY 2020

PROAM Jamie Stanley AF Corse

Nº	In Day Time	In Time	Out Time	Pit Time	T. Pit Time	Handicap	Diff.
1	11:28:19.374	11:28:19.374	11:32:24.970	4:05.596	4:05.596		
2	11:36:54.891	11:36:54.891	11:38:48.543	1:53.652	5:59.248		

61 Jean-Claude Saada Ferrari 296 GT3

PROAM Conrad Grunewald AF Corse

Nº	In Day Time	In Time	Out Time	Pit Time	T. Pit Time	Handicap	Diff.
1	10:52:17.764	10:52:17.764	10:57:41.052	5:23.288	5:23.288		
2	11:05:14.395	11:05:14.395	11:13:03.025	7:48.630	13:11.918		
3	11:23:12.587	11:23:12.587	11:24:51.455	1:38.868	14:50.786		
4	11:33:28.550	11:33:28.550	11:36:55.929	3:27.379	18:18.165		

63 Rolf Ineichen Lamborghini Huracan GT3 EVO2

PRO Leonardo Pulcini Oregon Team

Nº	In Day Time	In Time	Out Time	Pit Time	T. Pit Time	Handicap	Diff.
1	10:53:17.514	10:53:17.514	10:55:48.239	2:30.725	2:30.725		
2	11:03:10.570	11:03:10.570	11:11:21.743	8:11.173	10:41.898		
3	11:21:55.348	11:21:55.348	11:23:23.072	1:27.724	12:09.622		
4	11:29:45.870	11:29:45.870	11:31:00.994	1:15.124	13:24.746		

66 Stewart Proctor McLaren 720S GT3

PROAM Lewis Proctor Greystone GT

Nº	In Day Time	In Time	Out Time	Pit Time	T. Pit Time	Handicap	Diff.
1	10:59:22.526	10:59:22.526	11:06:39.982	7:17.456	7:17.456		
2	11:15:14.208	11:15:14.208	11:16:14.526	1:00.318	8:17.774		

69 Michael Blanchemain Mercedes AMG GT3 EVO

PROAM Jim Pla Scuderia Villorba Corse

Nº	In Day Time	In Time	Out Time	Pit Time	T. Pit Time	Handicap	Diff.
1	11:02:57.853	11:02:57.853	11:04:30.848	1:32.995	1:32.995		
2	11:08:36.535	11:08:36.535	11:10:02.762	1:26.227	2:59.222		
3	11:33:21.005	11:33:21.005	11:34:54.918	1:33.913	4:33.135		

75 Filip Salaquarda Audi R8 LMS GT3 Evo II

PROAM Libor Milota ISR Racing

Nº	In Day Time	In Time	Out Time	Pit Time	T. Pit Time	Handicap	Diff.
1	11:00:12.250	11:00:12.250	11:01:22.901	1:10.651	1:10.651		
2	11:06:53.389	11:06:53.389	11:20:45.160	13:51.771	15:02.422		
3	11:23:01.620	11:23:01.620	11:26:50.632	3:49.012	18:51.434		
4	11:34:58.374	11:34:58.374	11:37:00.636	2:02.262	20:53.696		

77 Al Faisal Al Zubair Mercedes AMG GT3 EVO

PRO Mikaël Grenier AIManar Racing by GetSpeed

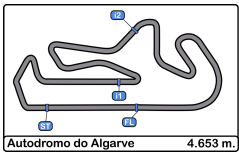
Nº	In Day Time	In Time	Out Time	Pit Time	T. Pit Time	Handicap	Diff.
1	10:56:38.239	10:56:38.239	10:57:59.328	1:21.089	1:21.089		
2	10:59:53.267	10:59:53.267	11:01:13.191	1:19.924	2:41.013		
3	11:03:06.803	11:03:06.803	11:23:55.913	20:49.110	23:30.123		
4	11:26:04.919	11:26:04.919	11:27:25.568	1:20.649	24:50.772		
5	11:29:31.147	11:29:31.147	11:30:51.934	1:20.787	26:11.559		
6	11:32:59.898	11:32:59.898	11:34:20.900	1:21.002	27:32.561		
7	11:36:33.946	11:36:33.946	11:38:54.130	2:20.184	29:52.745		

108 Ameerh Naran Mercedes AMG GT3 EVO

PROAM Tom Jackson Vimana by GetSpeed

Nº	In Day Time	In Time	Out Time	Pit Time	T. Pit Time	Handicap	Diff.
1	10:56:46.848	10:56:46.848	11:00:15.420	3:28.572	3:28.572		
2	11:12:57.445	11:12:57.445	11:15:52.490	2:55.045	6:23.617		

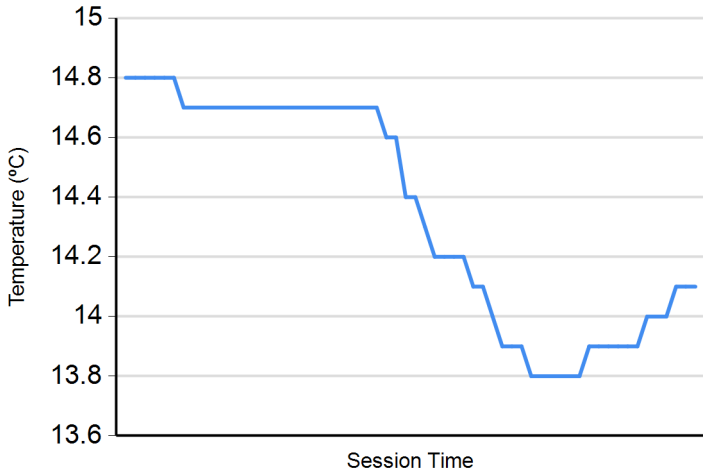




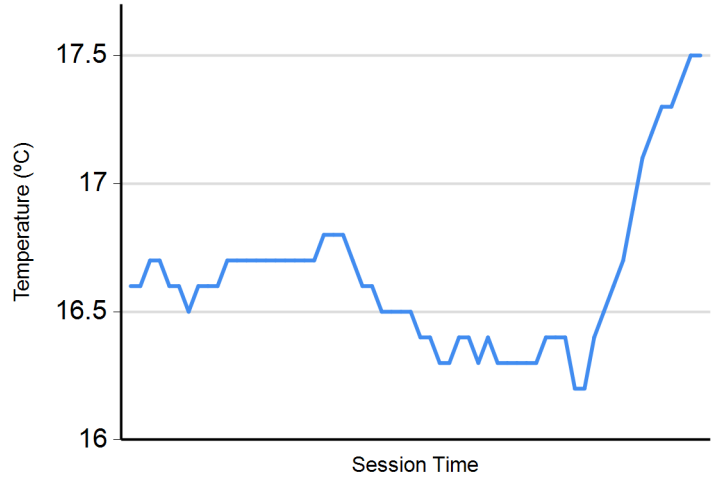
Autodromo Int. do Algarve
International GT Open
Free Practice - 1
Weather Report



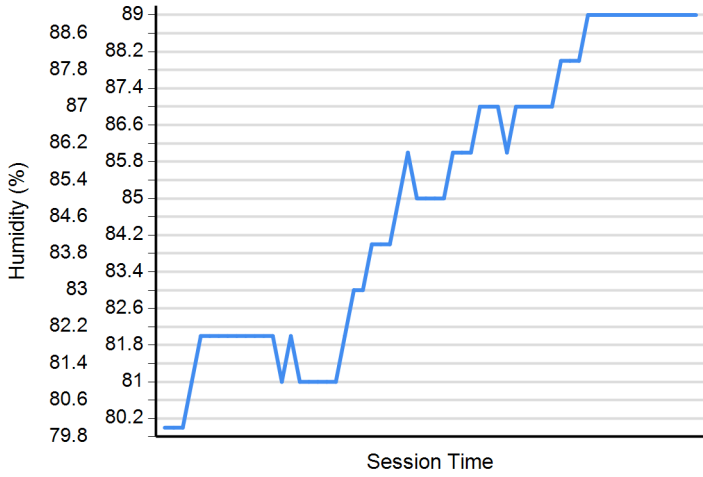
Air Temperature



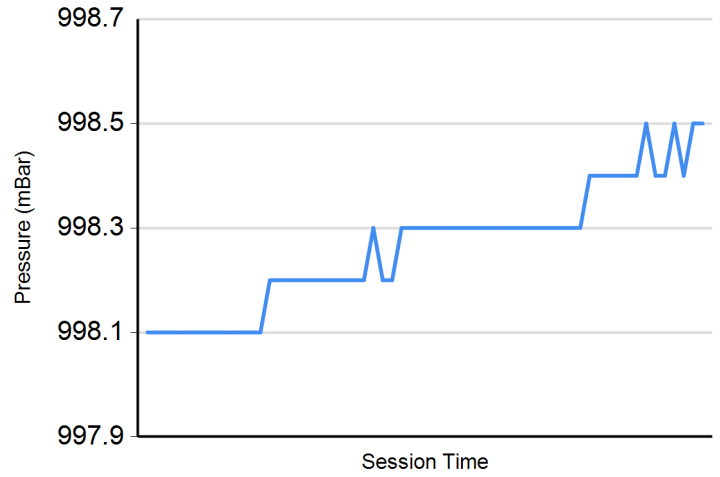
Track Temperature



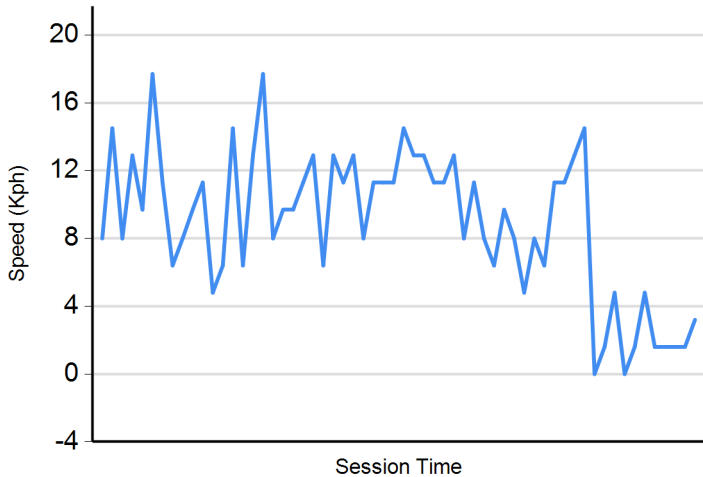
Humidity



Pressure



Wind Speed



Wind direction

North = 0°/360° Est = 90° South = 180° West= 270°

