

log 13

PROVISIONAL



Historic Dubai GP Revival III


Sorted on best lap time

Formula 1 70s+

Grand Prix Circuit 5.390 km

Qualifying

12/8/2023 15:25



Qualifying (30:00 Time) started at 15:25:02

Pos	No.	Name	Nat	Make	Model	Laps	Gap	Best Tm	2nd Best
1	18	Stuart Hall	GBR	March	821 (1982)	13		1:53.695	1:53.808
2	44	Martin Stretton	GBR	Tyrrell	012 (1983)	15	0.306	1:54.001	1:54.429
3	31	Thierry Boutsen	BEL	Arrows	A3 (1980)	9	2.423	1:56.424	1:56.804
4	30	Jordan Grogor	ZAF	Arrows	A3 (1980)	10	0.473	1:56.897	1:56.912
5	28	Ronald Maydon	GBR	Ensign	N173 (1973)	8	0.013	1:56.910	1:57.374
6	2	Maximilian Werner	DEU	Hesketh	308C (1975)	13	1.649	1:58.559	1:58.772
7	21	Yutaka Toriba	JAP	Wolf Williams	FW05 (1976)	13	0.017	1:58.576	1:59.011
8	17	Jean-Denis Deletraz	CHE	Shadow	DN3 (1974)	9	1.378	1:59.954	1:59.996
9	99	Jamie Constable	GBR	Tyrrell	011 (1983)	5	0.198	2:00.152	
10	11	Nicolas Minassian	FRA	Surtees	TS9B (1972)	11	0.427	2:00.579	2:01.012
11	3	Ian Simmonds	GBR	Tyrrell	012 (1983)	12	0.076	2:00.655	2:00.949
12	29	Massimiliano Girardo	GBR	Minardi	M185B (1985)	8	1.832	2:02.487	2:02.753
13	20	Olivier Webb	GBR	Fittipaldi	F8 (1980)	8	0.372	2:02.859	
14	78	Julien Andlauer	FRA	ATS	HS1 (1978)	4	0.347	2:03.206	2:04.657
15	4	Roald Goethe	DEU	Tyrrell	007 (1975)				
16	7	Michael Cantillon	IRE	William	FW-07C (1981)				
17	9	Joe Twyman	GBR	March	741 (1974)				
18	12	Nick Padmore	GBR	Spirit	101 (1984)				
19	24	James Hagan	IRE	Hesketh	308-1 (1973)				
20	25	Brad Hoyt	USA	Hill	GH1 (1976)				

Announcements

CAR 21 LAP 3 INVALIDATED-TRACK LIMITS T-9

Chief Timekeeper

Clerk of the Course

Race Director

Stewards

Orbits


Printed: 12/8/2023 4:09:11 PM

Alain ADAM
Race Director

www.mylaps.com
Licensed to: Dubai Autodrome

log 13/9

PROVISIONAL



Historic Dubai GP Revival III


Formula 1 70s+

Grand Prix Circuit 5.390 km

Qualifying

12/8/2023 15:25

Qualifying (30:00 Time) started at 15:25:02



Lap	Time of Day	Lap Tm	S1	S2	S3
(18) Stuart Hall					
1	15:27:27.247			47.674	33.356
2	15:29:28.504	2:01.257	41.339	47.884	32.033
3	15:31:23.192	1:54.688	38.057	45.180	31.450
4	15:33:19.719	1:56.527	38.091	46.074	32.357
p5	15:35:28.418	2:08.699	39.945	49.884	
6	15:42:37.657	7:09.239		50.340	33.760
7	15:44:40.630	2:02.973	43.159	47.223	32.586
8	15:46:36.367	1:55.737	38.387	45.714	31.632
9	15:48:35.544	1:59.177	39.751	46.473	32.950
10	15:50:29.579	1:54.035	37.888	45.070	31.076
11	15:52:23.387	1:53.808	37.611	44.973	31.221
12	15:54:17.082	1:53.695	37.601	45.000	31.091
p13	15:56:32.501	2:15.419	43.134	51.418	
(44) Martin Strelton					
1	15:27:27.528			53.459	36.169
2	15:29:30.353	2:02.825	42.123	47.729	32.937
3	15:31:28.078	1:55.725	38.725	45.700	31.276
4	15:33:21.769	1:55.691	38.344	45.204	32.118
5	15:35:17.952	1:56.183	38.611	46.239	31.314
p6	15:37:21.611	2:03.659	38.069	45.497	
7	15:41:09.089	3:47.478		47.055	31.929
8	15:43:04.046	1:54.957	37.767	45.634	31.534
9	15:44:58.475	1:54.429	37.806	45.222	31.379
10	15:46:53.943	1:55.468	38.332	45.644	31.467
11	15:48:58.860	2:04.917	40.304	51.351	33.236
12	15:50:53.580	1:54.720	38.122	45.297	31.278
13	15:52:47.581	1:54.001	37.469	45.169	31.339
14	15:54:42.106	1:54.525	38.238	45.086	31.180
p15	15:57:06.809	2:24.703	43.858	56.089	
(31) Thierry Boulsen					
1	15:28:53.594			51.123	33.581
2	15:30:50.531	1:56.937	38.497	45.989	32.451
3	15:32:47.820	1:57.289	38.851	46.019	32.419
4	15:34:45.550	1:57.730	38.867	46.263	32.600
p5	15:37:00.951	2:15.401	47.159	48.658	
6	15:42:24.812	5:23.861		47.808	32.408
7	15:44:21.236	1:56.424	38.466	45.794	32.164
8	15:46:18.040	1:56.804	38.321	46.175	32.308
p9	15:48:42.023	2:23.983	45.367	54.738	
(30) Jordan Grogor					
1	15:30:06.364			49.475	33.219
2	15:32:05.340	1:58.976	40.436	46.509	32.031
3	15:34:02.252	1:56.912	38.739	46.158	32.015
p4	15:36:04.818	2:02.566	38.835	46.161	
5	15:41:52.226	5:47.408		50.121	41.710
6	15:43:49.123	1:56.897	38.781	46.042	32.074
7	15:45:46.195	1:57.072	38.898	45.828	32.346
8	15:48:08.342	2:22.147	44.988	56.348	40.811
9	15:50:05.764	1:57.422	39.358	46.153	31.911
p10	15:52:25.410	2:19.646	45.573	55.463	
(28) Ronald Maydon					
1	15:29:25.182			53.529	35.951
2	15:31:28.576	2:03.394	41.990	48.832	32.572
3	15:33:25.950	1:57.374	39.232	46.230	31.912
p4	15:35:32.123	2:06.173	38.932	48.167	

Lap	Time of Day	Lap Tm	S1	S2	S3
5	15:40:34.822	5:02.699		50.488	32.567
6	15:42:40.039	2:05.217	39.975	47.185	38.057
7	15:44:36.949	1:56.910	38.934	46.087	31.889
p8	15:47:18.433	2:41.484	48.225	1:00.696	
(2) Maximilian Werner					
1	15:28:08.246			48.250	33.287
2	15:30:08.462	2:00.216	40.424	47.198	32.594
p3	15:32:13.725	2:05.263	40.772	48.405	
4	15:35:48.726	3:35.001		47.908	33.491
5	15:37:55.698	2:06.972	40.981	51.887	34.104
6	15:39:55.646	1:59.948	39.952	46.869	33.127
p7	15:42:00.757	2:05.111	41.675	48.767	
8	15:46:36.108	4:35.351		50.248	35.436
9	15:48:38.468	2:02.360	40.703	46.812	34.845
10	15:50:37.240	1:58.772	39.326	46.792	32.654
11	15:52:49.691	2:12.451	43.553	53.313	35.585
12	15:54:48.250	1:58.559	39.501	46.480	32.578
p13	15:57:08.227	2:19.977	46.134	51.991	
(21) Yutaka Toriba					
1	15:27:22.786			51.205	33.435
2	15:29:21.362	1:58.576	39.860	46.127	32.589
3	15:31:20.945	1:59.583	39.542	47.278	32.763
4	15:33:24.382	2:03.437	39.689	47.850	35.898
5	15:35:26.309	2:01.927	40.338	47.789	33.800
6	15:37:26.822	2:00.513	40.509	46.852	33.152
7	15:39:27.135	2:00.313	40.360	46.918	33.035
8	15:41:39.802	2:12.667	44.383	51.864	36.420
9	15:43:39.519	1:59.717	39.779	46.783	33.155
p10	15:46:32.008	2:52.489	51.888	1:00.485	
11	15:51:46.061	5:14.053		48.322	33.210
12	15:53:45.417	1:59.356	40.219	46.300	32.837
13	15:55:44.428	1:59.011	39.703	46.321	32.987
(17) Jean-Denis Deletraz					
1	15:27:34.784			52.654	34.459
2	15:29:38.037	2:03.253	42.771	47.159	33.323
3	15:31:39.137	2:01.100	40.231	47.427	33.442
4	15:33:40.680	2:01.543	40.269	47.540	33.734
p5	15:36:03.046	2:22.366	44.901	52.423	
6	15:40:34.016	4:30.970		50.481	36.141
7	15:42:34.012	1:59.996	40.320	46.593	33.083
8	15:44:33.966	1:59.954	40.209	46.679	33.066
p9	15:47:12.793	2:38.827	47.096	59.174	
(99) Jamie Constable					
1	15:29:00.215			54.085	34.060
2	15:31:00.367	2:00.152	39.493	46.099	34.560
p3	15:33:07.508	2:07.141	42.862	47.892	
4	15:47:24.878	14:17.370		48.657	33.088
p5	15:49:30.847	2:05.969	39.432	47.079	
(11) Nicolas Minassian					
1	15:27:38.551			54.440	36.961
2	15:29:54.232	2:15.681	43.116	56.803	35.762
3	15:32:01.116	2:06.884	42.443	50.162	34.279
4	15:34:05.729	2:04.613	41.595	49.168	33.850
5	15:36:25.535	2:19.806	45.168	59.318	35.320
6	15:38:28.770	2:03.235	41.555	48.047	33.633
p7	15:40:50.377	2:21.607	45.481	52.987	

Chief Timekeeper Clerk of the Course Race Director Stewards

Orbit

Handwritten signature and "16:12"

Handwritten signature

www.mylaps.com
Licensed to: Dubai Autodrom

log 13/b

PROVISIONAL



Historic Dubai GP Revival III


Formula 1 70s+

Grand Prix Circuit 5.390 km

Qualifying

12/8/2023 15:25

Qualifying (30:00 Time) started at 15:25:02



Lap	Time of Day	Lap Tm	S1	S2	S3
8	15:48:23.389	7:33.012		52.464	34.562
9	15:50:24.401	2:01.012	40.915	47.320	32.777
10	15:52:24.980	2:00.679	40.398	47.098	33.083
p11	15:54:44.203	2:19.223	41.842	54.739	

Lap	Time of Day	Lap Tm	S1	S2	S3
-----	-------------	--------	----	----	----

(3) Ian Simmonds

1	15:27:29.172			54.576	37.074
2	15:29:34.210	2:05.038	43.091	48.297	33.650
3	15:31:37.894	2:03.684	41.156	48.335	34.193
4	15:33:41.880	2:03.986	41.867	48.254	33.865
5	15:35:48.021	2:06.141	42.513	48.844	34.784
6	15:37:50.540	2:02.519	41.347	47.729	33.443
7	15:45:14.122	7:23.582	41.953	48.148	34.423
8	15:47:15.071	2:00.949	40.763	46.911	33.275
9	15:49:15.726	2:00.655	40.543	47.149	32.963
10	15:51:16.773	2:01.047	40.655	46.986	33.406
11	15:53:17.752	2:00.979	40.511	47.117	33.351
12	15:55:19.764	2:02.012	40.879	47.441	33.692

(29) Massimiliano Girardo

1	15:42:03.285			50.212	34.611
2	15:44:07.179	2:03.894	41.667	48.727	33.500
3	15:46:09.932	2:02.753	40.606	48.186	33.961
4	15:48:13.121	2:03.189	41.321	48.308	33.560
5	15:50:16.724	2:03.603	40.849	48.346	34.408
6	15:52:19.211	2:02.487	41.170	48.213	33.104
7	15:54:22.802	2:03.591	41.727	48.708	33.156
8	15:56:29.140	2:06.338	41.939	49.654	34.745

(20) Olivier Webb

1	15:29:27.627			51.584	35.737
p2	15:31:45.509	2:17.882	44.363	54.345	
p3	15:36:36.083	4:50.574		49.772	
4	15:42:17.720	5:41.637		49.419	34.012
5	15:44:20.579	2:02.859	40.781	48.554	33.517
p6	15:46:32.636	2:12.057	41.759	50.025	
p7	15:50:20.113	3:47.477		50.405	
p8	15:55:13.625	4:53.512		49.884	

(78) Julien Andlauer

1	15:29:04.851			57.124	37.789
2	15:31:09.508	2:04.657	41.881	48.907	33.869
3	15:33:12.714	2:03.206	41.323	48.449	33.434
p4	15:35:39.796	2:27.082	46.565	58.174	

Chief Timekeeper Clerk of the Course Race Director Stewards

Orbits

[Handwritten signature]
16:12

[Handwritten signature]
Alain ADAM
Race Director

Printed: 12/8/2023 4:09:51 PM

www.mylaps.com
Licensed to: Dubai Autodrome

Page 2/2