


lap 06



Historic Dubai GP Revival III


Sorted on best lap time

Le Mans 00s

Grand Prix Circuit 5.390 km

Free Practice

12/8/2023 10:35



Practice (50:00 Time) started at 10:40:00

Pos	No.	Class	Name	Nat	Make	Model	Laps	Gap	Best Tm
1	28	INVITATION	Jann/Nicolas Mardenborough/Prost	GBR	LIGIER	JS P2(2014)	21		1:52.375
2	16	PROTO	Steve Brooks	GBR	Peugeot	90X(2010)	18	0.115	1:52.490
3	5	PROTO	Keith Frieser	CAN	Zytek	09S(2009)	19	1.321	1:53.811
4	05	PROTO	Steve/Patrick Zacchia	CHE	Oreca	01 LMP1(2010)	18	0.852	1:54.663
5	4	PROTO	Xavier Micheron	FRA	Riley & Scott	LMP1(2003)	18	1.820	1:56.483
6	22	INVITATION	Jacques Nicolet	FRA	LIGIER	JS P2(2014)	20	2.174	1:58.657
7	31	GT	Valentin/Jordan Simonet/Grogor	FRA/ZAF	Mosler	MT900R(2001)	14	4.799	2:03.456
8	8	PROTO	James/Chris Hagan/Atkinson		Oreca	FLM09(2009)	19	0.195	2:03.651
9	92	GT	Jean-Eric/André Vergne/Lotterer	FRA/DEU	Chrysler	Viper GTS-R(2006)	13	1.018	2:04.669
10	27	GT	Gerard Lopez	ESP	Saleen	S7R(2004)	14	0.485	2:05.154
11	1	GT	David/Nicolas Terrien/Minassian	FRA	Chrysler	Viper GTS-R(2002)	9	0.184	2:05.338
12	78	GT	Pascal/Sébastien Duhamel/Crubilé	FRA	Porsche	996 GT3 R(2000)	15	8.441	2:13.779
13	17	GT	Christian/Franck Philippon/Labescat	FRA	Porsche	996RS(2003)	12	7.447	2:21.226
14	50	GT	Florent Moulin	FRA	Viper	GTS-R(2004)			

*[Handwritten signature]*

Chief Timekeeper Clerk of the Course Race Director Stewards

Orbits


*[Handwritten signature]*  
12:48

**Alain ADAM**  
Race Director

Printed: 12/8/2023 12:31:55 PM

www.mylaps.com  
Licensed to: Dubai Autodrome

log 06/19



Historic Dubai GP Revival III


Le Mans 00s

Grand Prix Circuit 5.390 km

Free Practice

12/8/2023 10:35

Practice (50:00 Time) started at 10:40:00



Lap	Time of Day	Lap Tm	S1	S2	S3
<b>(28) Jann/Nicolas Mardenborough/Prost</b>					
1	10:43:37.529			52.837	35.458
2	10:45:39.883	2:02.354	41.027	48.704	32.623
3	10:47:34.500	1:54.617	37.909	45.411	31.297
4	10:49:28.279	1:53.779	36.924	45.098	31.757
5	10:51:24.089	1:55.810	36.845	44.958	34.007
6	10:53:21.221	1:57.132	36.982	48.127	32.023
7	10:55:15.791	1:54.570	37.637	45.609	31.324
8	10:57:14.917	1:59.126	37.464	45.365	36.297
9	10:59:07.292	<b>1:52.375</b>	36.761	<b>44.421</b>	31.193
p10	11:01:05.734	1:58.442	<b>36.747</b>	44.668	
11	11:05:31.323	4:25.589		46.336	31.791
12	11:07:27.046	1:55.723	38.043	45.680	32.000
13	11:09:23.627	1:56.581	37.492	46.853	32.236
14	11:11:29.145	2:05.518	37.985	52.648	34.885
15	11:13:23.340	1:54.195	37.638	45.288	31.269
16	11:15:17.558	1:54.218	37.573	45.466	31.179
17	11:17:11.678	1:54.120	37.172	45.257	31.691
18	11:19:19.485	2:07.807	43.269	52.980	31.558
19	11:21:12.997	1:53.512	37.336	45.051	<b>31.125</b>
20	11:23:07.673	1:54.676	37.387	45.086	32.203
21	11:25:03.432	1:55.759	37.490	45.930	32.339

Lap	Time of Day	Lap Tm	S1	S2	S3
17	11:22:41.285	1:53.831	37.276	45.429	<b>31.126</b>
18	11:24:35.622	1:54.337	37.176	45.611	31.550
p19	11:26:37.480	2:01.858	37.455	46.082	
<b>(05) Steve/Patrick Zaccchia</b>					
1	10:43:38.388			54.306	35.491
2	10:45:42.002	2:03.614	42.064	48.397	33.153
3	10:47:41.977	1:59.975	39.882	47.356	32.737
4	10:49:43.468	2:01.491	39.331	47.392	34.768
5	10:51:43.190	1:59.722	39.798	47.362	32.562
p6	10:53:47.385	2:04.195	39.389	48.065	
7	10:58:15.500	4:28.115		49.984	36.403
8	11:00:15.501	2:00.001	40.685	47.202	32.114
9	11:02:13.753	1:58.252	39.141	47.002	32.109
10	11:04:10.141	1:56.388	38.587	46.014	31.787
p11	11:06:13.971	2:03.830	39.781	46.359	
12	11:11:45.978	5:32.007		46.014	31.882
13	11:13:41.622	1:55.644	37.942	45.840	31.862
14	11:15:36.285	<b>1:54.663</b>	<b>37.690</b>	<b>45.569</b>	31.504
15	11:17:31.818	1:55.533	37.943	45.682	31.908
16	11:19:27.735	1:55.917	38.374	46.052	<b>31.491</b>
17	11:21:23.524	1:55.789	38.104	46.115	31.570
p18	11:23:23.775	2:00.251	38.365	45.670	

Lap	Time of Day	Lap Tm	S1	S2	S3
<b>(16) Steve Brooks</b>					
p1	10:46:48.273			56.760	
2	10:49:31.128	2:42.855		53.024	35.963
3	10:51:36.987	2:05.859	43.106	49.076	33.677
4	10:53:40.052	2:03.065	41.973	48.421	32.671
5	10:55:39.684	1:59.632	40.130	47.201	32.301
p6	10:57:44.384	2:04.700	38.948	46.089	
7	11:02:23.708	4:39.324		47.943	33.756
8	11:04:23.065	1:59.357	39.410	47.583	32.364
9	11:06:17.251	1:54.186	37.721	45.362	31.103
10	11:08:12.333	1:55.082	38.025	44.766	32.291
11	11:10:05.497	1:53.164	37.547	44.701	30.916
12	11:12:03.266	1:57.769	39.501	47.127	31.141
13	11:13:59.836	1:56.570	37.779	47.055	31.736
p14	11:16:20.005	2:20.169	54.446	48.861	
15	11:20:36.910	4:16.905		46.553	31.427
16	11:22:29.400	<b>1:52.490</b>	36.647	<b>44.385</b>	31.458
17	11:24:22.012	1:52.612	<b>36.610</b>	45.105	<b>30.897</b>
p18	11:27:57.227	3:35.215	2:04.681	52.356	

Lap	Time of Day	Lap Tm	S1	S2	S3
<b>(4) Xavier Micheron</b>					
1	10:44:47.737			1:02.270	42.522
2	10:47:10.289	2:22.552	49.994	55.021	37.537
3	10:49:18.780	2:08.491	43.445	50.192	34.854
4	10:51:27.912	2:09.132	41.124	49.970	38.038
5	10:53:33.250	2:05.338	40.765	49.474	35.099
6	10:55:34.735	2:01.485	40.773	48.037	32.675
7	10:57:34.061	1:59.326	39.734	46.626	32.966
8	10:59:48.326	2:14.265	39.694	46.472	48.099
p9	11:02:00.484	2:12.158	42.573	48.253	
10	11:07:24.918	5:24.434		48.549	32.756
11	11:09:22.727	1:57.809	38.531	47.085	32.193
12	11:11:19.210	<b>1:56.483</b>	38.303	<b>46.121</b>	32.059
13	11:13:17.282	1:58.072	<b>38.295</b>	47.464	32.313
14	11:15:13.882	1:56.600	38.795	46.127	<b>31.678</b>
15	11:17:11.148	1:57.266	38.508	46.611	32.147
p16	11:19:15.071	2:03.923	38.550	46.609	
17	11:23:42.228	4:27.157		47.699	32.320
18	11:26:17.369	2:35.141	1:14.225	48.323	32.593

Lap	Time of Day	Lap Tm	S1	S2	S3
<b>(5) Keith Frieser</b>					
1	10:45:20.517			52.242	35.358
2	10:47:21.804	2:01.287	40.699	48.019	32.569
3	10:49:19.961	1:58.157	39.118	47.057	31.982
4	10:51:19.999	2:00.038	40.156	47.856	32.026
5	10:53:20.479	2:00.480	39.868	48.777	31.835
6	10:55:15.153	1:54.674	37.850	45.334	31.490
7	10:57:09.252	1:54.099	37.798	<b>45.083</b>	31.218
8	10:59:04.444	1:55.192	37.642	45.786	31.764
9	11:00:58.846	1:54.402	37.546	45.475	31.381
p10	11:03:01.538	2:02.692	37.608	45.735	
11	11:08:42.994	5:41.456		46.381	31.859
12	11:10:36.805	<b>1:53.811</b>	37.251	45.417	31.143
13	11:12:32.338	1:55.533	<b>37.165</b>	45.962	32.416
14	11:14:29.360	1:57.022	39.362	45.985	31.675
p15	11:16:30.450	2:01.090	37.339	46.227	
16	11:20:47.454	4:17.004		46.628	31.465

Lap	Time of Day	Lap Tm	S1	S2	S3
<b>(22) Jacques Nicolet</b>					
1	10:43:49.331			54.316	36.882
2	10:45:56.975	2:07.644	43.436	49.558	34.620
3	10:47:59.372	2:02.397	40.971	47.973	33.427
4	10:50:00.615	2:01.243	39.970	47.856	33.387
5	10:52:02.805	2:02.190	40.410	48.094	33.656
6	10:54:03.074	2:00.269	40.166	47.217	32.856
7	10:56:03.933	2:00.859	40.503	47.650	32.680
8	10:58:03.833	1:59.900	39.910	47.220	32.744
9	11:00:02.893	1:59.060	39.617	46.797	32.619
10	11:02:02.216	1:59.323	39.626	47.159	32.506
11	11:04:02.092	1:59.876	40.659	47.004	<b>32.183</b>
p12	11:06:09.389	2:07.297	40.901	48.175	
13	11:11:56.117	5:46.728		46.686	32.501
14	11:14:24.959	2:28.842	39.669	1:15.767	33.379
15	11:16:24.705	1:59.746	39.893	47.405	32.419
16	11:18:23.610	1:58.905	39.848	46.592	32.435

Chief Timekeeper Clerk of the Course Race Director Stewards

Orbits

www.mylaps.com


Licensed to: Dubai Autodrome

Printed: 12/8/2023 12:34:25 PM

Page 1/2



log 06/b



Historic Dubai GP Revival III


Le Mans 00s

Grand Prix Circuit 5.390 km

Free Practice

12/8/2023 10:35

Practice (50:00 Time) started at 10:40:00



Lap	Time of Day	Lap Tm	S1	S2	S3
17	11:20.22.417	1:58.807	<b>39.591</b>	46.692	32.496
18	11:22.21.861	1:59.444	39.617	47.167	32.628
19	11:24.20.518	<b>1:58.657</b>	39.703	<b>46.472</b>	32.455
20	11:26.23.523	2:03.005	40.961	48.695	33.320

Lap	Time of Day	Lap Tm	S1	S2	S3
4	10:51:16.394	2:08.908	44.151	49.559	35.198
p5	10:53:31.009	2:14.615	42.505	50.360	
6	11:02:51.607	9:20.598		49.264	34.224
7	11:04:56.840	2:05.233	41.769	49.445	<b>34.019</b>
8	11:07:02.765	2:05.925	42.269	49.074	34.582
9	11:09:07.919	<b>2:05.154</b>	42.101	48.810	34.243
10	11:11:13.263	2:05.344	<b>41.664</b>	49.225	34.455
p11	11:13:24.832	2:11.569	41.982	50.361	
12	11:20:53.259	7:28.427		49.332	34.806
13	11:22:58.638	2:05.379	42.083	<b>48.591</b>	34.705
p14	11:25:11.149	2:12.511	42.192	50.628	

(31) Valentin/Jordan Simonet/Grogor

1	10:43:55.669			52.709	39.567
2	10:46:03.689	2:08.020	43.425	50.033	34.562
3	10:48:09.596	2:05.907	42.053	49.040	34.814
4	10:50:15.252	2:05.656	41.564	49.414	34.678
5	10:52:21.080	2:05.828	42.141	49.093	34.594
6	10:54:26.361	2:05.281	41.719	49.020	34.542
7	10:56:31.602	2:05.241	41.951	48.995	34.295
p8	10:58:47.324	2:15.722	43.734	51.793	
p9	11:02:44.541	3:57.217		50.852	
10	11:06:07.786	3:23.245		51.022	34.358
11	11:08:12.169	2:04.383	41.800	48.654	33.929
12	11:10:15.793	2:03.624	41.238	<b>48.567</b>	33.819
13	11:12:19.249	<b>2:03.456</b>	<b>41.157</b>	48.582	<b>33.717</b>
p14	11:14:31.089	2:11.840	41.359	50.474	

(1) David/Nicolas Terrien/Minassian

1	10:44:23.546				53.347	36.548
2	10:46:33.942	2:10.396	44.291	50.534	35.571	
3	10:48:41.197	2:07.255	43.316	49.322	34.617	
4	10:50:46.535	<b>2:05.338</b>	42.399	<b>48.653</b>	<b>34.286</b>	
p5	10:53:00.660	2:14.125	43.414	50.545		
6	11:00:40.549	7:39.889		54.045	36.550	
7	11:02:49.422	2:08.873	43.487	50.223	35.163	
8	11:04:56.378	2:06.956	42.390	49.865	34.701	
p9	11:07:10.146	2:13.768	<b>42.032</b>	49.255		

(8) James/Chris Hagan/Atkinson

1	10:44:52.324			55.802	38.516
2	10:47:06.036	2:13.712	46.140	52.561	35.011
3	10:49:12.217	2:06.181	41.898	49.509	34.774
4	10:51:17.759	2:05.542	42.125	49.315	<b>34.102</b>
5	10:53:24.590	2:06.831	41.987	50.449	34.395
6	10:55:28.241	<b>2:03.651</b>	<b>40.685</b>	48.719	34.247
7	10:57:32.450	2:04.209	41.216	<b>48.458</b>	34.535
8	10:59:43.115	2:10.665	45.475	49.613	35.577
9	11:01:48.450	2:05.335	41.606	48.980	34.749
10	11:03:52.919	2:04.469	41.283	48.639	34.547
p11	11:06:38.382	2:45.463	47.938	1:06.394	
12	11:10:28.506	3:50.124		50.409	35.092
13	11:12:36.838	2:08.332	42.824	51.000	34.508
14	11:14:44.077	2:07.239	43.382	49.580	34.277
15	11:16:50.507	2:06.430	41.891	48.761	35.778
16	11:18:55.235	2:04.728	41.764	48.745	34.219
17	11:21:01.523	2:06.288	42.359	49.429	34.500
18	11:23:07.459	2:05.936	41.939	49.606	34.391
19	11:25:14.175	2:06.716	42.876	49.701	34.139

(78) Pascal/Sébastien Duhamel/Crubilé

1	10:44:51.615				1:00.292	42.915
2	10:47:20.787	2:29.172	52.390	56.500	40.282	
3	10:49:45.396	2:24.609	48.904	55.881	39.824	
4	10:52:08.675	2:23.279	47.578	56.232	39.469	
5	10:54:29.413	2:20.738	47.564	54.631	38.543	
6	10:56:48.957	2:19.544	46.997	54.048	38.499	
p7	10:59:14.709	2:25.752	48.262	55.173		
8	11:04:34.377	5:19.668		54.112	36.844	
9	11:06:48.951	2:14.574	45.323	52.630	36.621	
10	11:09:02.730	<b>2:13.779</b>	44.960	<b>52.273</b>	<b>36.546</b>	
p11	11:11:25.641	2:22.911	<b>44.789</b>	52.559		
12	11:16:54.005	5:28.364			40.290	
p13	11:19:21.459	2:27.454				
14	11:22:29.859	3:08.400	4:01.883	55.459	38.512	
15	11:25:06.359	2:36.500	46.853	1:10.128	39.519	

(92) Jean-Eric/André Vergne/Lotterer

1	10:46:26.059			54.731	38.934
2	10:48:36.750	2:10.691	44.732	50.639	35.320
3	10:50:43.030	2:06.280	42.470	48.974	34.836
4	10:52:48.757	2:05.727	42.142	49.193	34.392
5	10:54:53.426	<b>2:04.669</b>	<b>41.746</b>	<b>48.479</b>	34.444
p6	10:57:13.233	2:19.807	44.124	51.724	
7	11:02:00.238	4:47.005		50.997	34.969
8	11:04:08.352	2:08.114	44.033	50.060	34.021
9	11:06:13.780	2:05.428	42.662	48.947	33.819
10	11:08:19.347	2:05.567	42.485	49.326	<b>33.756</b>
11	11:10:24.099	2:04.752	42.185	48.755	33.812
12	11:12:30.460	2:06.361	42.111	49.243	35.007
p13	11:14:40.653	2:10.193	43.190	48.844	

(17) Christian/Franck Philippon/Labescat

1	10:44:09.076				1:05.290	43.723
2	10:46:38.529	2:29.453	52.169	56.760	40.524	
3	10:49:02.605	2:24.076	48.793	55.663	39.620	
4	10:51:29.262	2:26.657	50.087	55.736	40.834	
5	10:53:50.488	<b>2:21.226</b>	<b>48.108</b>	<b>54.679</b>	<b>38.439</b>	
p6	10:56:25.331	2:34.843	49.346	55.998		
7	11:02:37.776	6:12.445		59.266	42.071	
8	11:05:05.085	2:27.309	49.913	57.056	40.340	
9	11:07:32.719	2:27.634	49.748	56.543	41.343	
10	11:09:58.438	2:25.719	49.401	55.996	40.322	
11	11:12:31.064	2:32.626	50.187	58.657	43.782	
p12	11:15:22.633	2:51.569	55.478	1:05.430		

(27) Gerard Lopez

1	10:44:48.142			53.739	39.088
2	10:46:59.453	2:11.311	45.193	50.503	35.615
3	10:49:07.486	2:08.033	44.192	49.178	34.663

Chief Timekeeper Clerk of the Course Race Director Stewards

Orbits

Alain ADAM  
Race Director

www.mylaps.com

Licensed to: Dubai Autodrome

Printed: 12/8/2023 12:34:25 PM

Page 2/2