


log 31

PROVISIONAL



Historic Dubai GP Revival III

Sorted on Laps

Formula 1 70s+

Grand Prix Circuit 5.390 km

Race 1

12/9/2023 12:05

Race (25:00 and 1 Laps) started at 12:11:32

Pos	No.	Name	Nat	Make	Model	Laps	Total Tm	Diff	Gap	Best Tm
1	18	Stuart Hall	GBR	March	821 (1982)	13	27:57.944			1:53.947
2	7	Michael Cantillon	IRE	William	FW-07C (1981)	13	28:02.696	4.752	4.752	1:55.549
3	99	Jamie Constable	GBR	Tyrrell	011 (1983)	13	28:05.724	7.780	3.028	1:55.958
4	44	Martin Stretton	GBR	Tyrrell	012 (1983)	13	28:06.356	8.412	0.632	1:55.252
5	28	Jake Hill	GBR	Ensign	N173 (1973)	13	28:10.392	12.448	4.036	1:56.545
6	2	Maximilian Werner	DEU	Hesketh	308C (1975)	13	28:30.383	32.439	19.991	1:59.592
7	21	Yutaka Toriba	JAP	Wolf William	FW05 (1976)	13	28:32.908	34.964	2.525	1:59.558
8	3	Ian Simmonds	GBR	Tyrrell	012 (1983)	13	28:40.487	42.543	7.579	2:00.655
9	24	James Hagan	IRE	Hesketh	308-1 (1973)	13	28:48.176	50.232	7.689	2:00.304
10	78	Julien Andlauer	FRA	ATS	HS1 (1978)	9	20:39.475	4 Laps	4 Laps	2:00.021
11	17	Jean-Denis Deletraz	CHE	Shadow	DN3 (1974)	9	22:24.631	4 Laps	1:45.156	2:01.053
12	31	Thierry Boutsen	BEL	Arrows	A3 (1980)	6	13:23.668	7 Laps	3 Laps	1:58.228
13	20	Olivier Webb	GBR	Fittipaldi	F8 (1980)	4	7:53.763	9 Laps	2 Laps	1:56.187
14	30	Jordan Grogor	ZAF	Arrows	A3 (1980)	4	8:24.366	9 Laps	30.603	1:59.011
15	29	Massimiliano Girardo	GBR	Minardi	M185B (1985)	3	6:13.572	10 Laps	1 Lap	2:01.034
16	11	Nicolas Minassian	FRA	Surtees	TS9B (1972)		1.314	13 Laps	3 Laps	
17	12	Nick Padmore	GBR	Spirit	101 (1984)		11.047	13 Laps	9.733	
18	9	Joe Twyman	GBR	March	741 (1974)					

Margin of Victory

Avg. Speed

Best Lap Tm

Best Speed

Best Lap by

4.752

150.334

1:53.947

170.290

18 - Stuart Hall

Chief Timekeeper

Clerk of the Course

Race Director

Stewards

Orbits


Printed: 12/9/2023 12:41:33 PM

www.mylaps.com

Licensed to: Dubai Autodrome

log s1/a

PROVISIONAL



Historic Dubai GP Revival III

Formula 1 70s+

Grand Prix Circuit 5.390 km

Race 1

12/9/2023 12:05

Race (25:00 and 1 Laps) started at 12:11:32



Lap	Time of Day	Lap Tm	S1	S2	S3	Lap	Time of Day	Lap Tm	S1	S2	S3
(18) Stuart Hall						(28) Jake Hill					
1	12:13:29.174	1:56.611	39.664	45.591	31.354	1	12:13:37.648	2:04.362	43.588	47.919	32.855
2	12:15:23.121	1:53.947	37.644	45.055	31.246	2	12:15:38.318	2:00.670	40.306	47.367	32.997
3	12:17:18.418	1:55.297	37.938	45.832	31.525	3	12:17:36.188	1:57.870	38.808	46.332	32.730
4	12:19:13.909	1:55.491	38.120	45.755	31.612	4	12:19:34.009	1:57.821	39.380	46.377	32.064
5	12:21:22.358	2:08.449	38.205	52.928	37.315	5	12:21:35.612	2:01.603	38.514	47.282	35.807
6	12:24:52.728	3:30.370	1:03.026	1:26.684	1:00.672	6	12:24:56.930	3:21.318	53.750	1:26.988	1:00.580
7	12:27:57.101	3:04.373	1:09.296	1:15.628	39.444	7	12:27:59.374	3:02.444	1:10.685	1:11.693	40.066
8	12:29:51.916	1:54.815	37.990	45.450	31.372	8	12:29:56.149	1:56.775	38.996	45.974	31.805
9	12:31:46.650	1:54.734	37.915	45.346	31.468	9	12:31:52.694	1:56.545	38.624	45.913	32.008
10	12:33:41.481	1:54.831	37.755	45.618	31.456	10	12:33:49.565	1:56.871	38.626	46.125	32.120
11	12:35:37.263	1:55.782	37.973	45.916	31.892	11	12:35:46.721	1:57.156	38.746	45.909	32.501
12	12:37:34.507	1:57.244	38.298	46.642	32.303	12	12:37:44.614	1:57.893	39.456	46.246	32.191
13	12:39:30.507	1:56.000	38.439	45.743	31.817	13	12:39:42.955	1:58.341	38.751	46.739	32.851
(7) Michael Cantillon						(2) Maximilian Werner					
1	12:13:32.065	1:59.003	41.382	46.014	31.607	1	12:13:36.083	2:02.797	42.421	47.481	32.895
2	12:15:28.689	1:56.624	39.418	45.505	31.701	2	12:15:36.794	2:00.711	40.740	47.092	32.879
3	12:17:24.238	1:55.549	38.473	45.595	31.481	3	12:17:36.532	1:59.738	39.671	46.701	33.366
4	12:19:20.283	1:56.045	39.150	45.437	31.458	4	12:19:36.283	1:59.751	39.392	47.416	32.943
5	12:21:23.041	2:02.758	38.365	47.534	36.859	5	12:21:39.791	2:03.508	41.131	48.276	34.101
6	12:24:53.484	3:30.443	1:02.914	1:27.011	1:00.518	6	12:24:57.224	3:17.433	50.688	1:26.272	1:00.473
7	12:27:57.791	3:04.307	1:09.217	1:15.512	39.578	7	12:28:00.284	3:03.060	1:11.290	1:11.207	40.563
8	12:29:53.638	1:55.847	38.368	45.726	31.753	8	12:30:02.266	2:01.982	39.590	49.291	33.101
9	12:31:50.012	1:56.374	38.934	45.998	31.442	9	12:32:01.858	1:59.592	39.723	47.114	32.755
10	12:33:46.049	1:56.037	38.817	45.497	31.723	10	12:34:01.756	1:59.898	39.496	47.014	33.388
11	12:35:42.590	1:56.541	38.636	45.979	31.926	11	12:36:01.857	2:00.101	39.651	47.287	33.163
12	12:37:39.124	1:56.534	38.661	46.042	31.831	12	12:38:02.033	2:00.176	40.193	46.781	33.202
13	12:39:35.259	1:56.135	38.750	45.460	31.925	13	12:40:02.946	2:00.913	40.313	47.280	33.320
(99) Jamie Constable						(21) Yutaka Toriba					
1	12:13:36.606	2:02.936	42.393	47.978	32.565	1	12:13:37.334	2:03.900	42.100	48.209	33.591
2	12:15:34.437	1:57.831	40.259	46.059	31.513	2	12:15:38.073	2:00.739	40.487	47.308	32.944
3	12:17:30.676	1:56.239	38.333	46.095	31.811	3	12:17:38.097	2:00.024	39.895	47.345	32.784
4	12:19:28.911	1:58.235	38.976	46.654	32.605	4	12:19:38.557	2:00.460	39.974	47.373	33.113
5	12:21:32.759	2:03.848	38.378	50.342	35.128	5	12:21:43.063	2:04.506	39.706	49.294	35.506
6	12:24:54.630	3:21.871	54.485	1:26.967	1:00.419	6	12:24:58.541	3:15.478	48.503	1:26.176	1:00.799
7	12:27:58.541	3:03.911	1:08.753	1:15.381	39.777	7	12:28:01.725	3:03.184	1:10.621	1:11.157	41.406
8	12:29:55.410	1:56.869	38.967	45.932	31.970	8	12:30:03.370	2:01.645	41.439	47.495	32.711
9	12:31:51.368	1:55.958	38.704	45.719	31.535	9	12:32:02.936	1:59.566	40.013	46.855	32.698
10	12:33:47.564	1:56.196	38.556	45.971	31.669	10	12:34:02.735	1:59.799	39.544	47.088	33.167
11	12:35:44.471	1:56.907	38.791	46.092	32.024	11	12:36:05.048	2:02.313	41.854	47.430	33.019
12	12:37:41.291	1:56.820	38.527	46.426	31.867	12	12:38:04.606	1:59.558	39.625	47.146	32.787
13	12:39:38.287	1:56.996	38.274	46.202	32.520	13	12:40:05.471	2:00.865	39.864	47.277	33.724
(44) Martin Stretton						(3) Ian Simmonds					
1	12:13:31.599	1:58.886	40.969	45.665	32.231	1	12:13:39.591	2:05.564	44.327	48.054	33.183
2	12:15:41.737	2:10.138	51.039	46.540	32.533	2	12:15:41.133	2:01.542	40.878	47.531	33.133
3	12:17:41.332	1:59.595	40.006	47.164	32.396	3	12:17:43.050	2:01.917	42.088	46.981	32.848
4	12:19:38.955	1:57.623	39.473	46.101	32.030	4	12:19:45.392	2:02.342	40.776	47.607	33.959
5	12:21:44.383	2:05.428	43.452	48.790	33.156	5	12:22:03.266	2:17.874	46.620	53.559	37.695
6	12:24:59.561	3:15.178	48.661	1:25.456	1:01.012	6	12:25:02.959	2:59.693	45.693	1:11.070	1:02.930
7	12:28:01.974	3:02.413	1:10.388	1:10.945	41.027	7	12:28:04.625	3:01.666	1:08.732	1:10.448	42.486
8	12:29:59.460	1:57.486	38.830	46.092	32.543	8	12:30:07.905	2:03.280	41.981	47.455	33.844
9	12:31:54.897	1:55.437	38.429	45.476	31.508	9	12:32:08.883	2:00.978	40.070	47.702	33.206
10	12:33:50.149	1:55.252	38.179	45.325	31.725	10	12:34:10.407	2:01.524	40.245	47.982	33.297
11	12:35:46.945	1:56.796	38.704	45.716	32.355	11	12:36:11.311	2:00.904	40.312	47.397	33.195
12	12:37:43.114	1:56.169	38.703	45.395	32.048	12	12:38:12.395	2:01.084	40.302	47.532	33.250
13	12:39:36.919	1:55.805	38.295	45.724	31.767	13	12:40:13.050	2:00.655	40.369	47.044	33.242
(24) James Hagan											

Chief Timekeeper Clerk of the Course Race Director Stewards

Orbits

www.mylaps.com


Licensed to: Dubai Autodrome

Printed: 12/9/2023 12:40:54 PM

Page 1/2

log 31/6

PROVISIONAL




Historic Dubai GP Revival III

Formula 1 70s+

Grand Prix Circuit 5.390 km

Race 1

12/9/2023 12:05



Race (25:00 and 1 Laps) started at 12:11:32

Lap	Time of Day	Lap Tm	S1	S2	S3
1	12:13:41.896	2:07.270	44.415	49.198	33.657
2	12:15:44.148	2:02.252	41.259	47.564	33.429
3	12:17:44.452	2:00.304	40.248	47.026	33.030
4	12:19:46.177	2:01.725	40.100	47.563	34.062
5	12:22:03.757	2:17.580	46.200	53.691	37.689
6	12:25:04.210	3:00.453	45.810	1:11.545	1:03.098
7	12:28:06.908	3:02.698	1:09.094	1:09.573	44.031
8	12:30:09.505	2:02.597	41.175	47.740	33.682
9	12:32:11.117	2:01.612	40.579	47.877	33.156
10	12:34:11.649	2:00.532	40.219	46.944	33.369
11	12:36:14.601	2:02.952	41.128	48.369	33.455
12	12:38:16.474	2:01.873	40.539	47.542	33.792
13	12:40:20.739	2:04.265	40.464	49.207	34.594

(78) Julien Andlauer

1	12:13:37.840	2:03.510	42.635	48.068	32.807
2	12:15:45.965	2:08.125	40.367	47.387	40.371
3	12:17:53.862	2:07.897	43.605	47.244	37.048
4	12:19:54.468	2:00.606	40.761	47.024	32.821
5	12:22:15.639	2:21.171	45.067	1:00.902	35.202
6	12:25:04.997	2:49.358	40.967	1:05.029	1:03.362
7	12:28:07.083	3:02.086	1:09.501	1:09.558	43.027
8	12:30:07.104	2:00.021	40.113	47.264	32.644
p9	12:32:12.038	2:04.934	39.502	48.078	

(17) Jean-Denis Deletraz

1	12:13:39.315	2:05.668	44.072	48.404	33.192
2	12:15:40.368	2:01.053	40.889	47.019	33.145
3	12:17:42.158	2:01.790	40.898	47.369	33.523
4	12:19:45.151	2:02.993	41.395	47.583	34.015
5	12:22:02.489	2:17.338	46.204	53.294	37.840
6	12:25:01.941	2:59.452	45.952	1:11.069	1:02.431
7	12:28:04.278	3:02.337	1:09.177	1:10.446	42.714
8	12:30:08.971	2:04.693	42.883	48.065	33.745
p9	12:33:57.194	3:48.223	40.732	47.712	

(31) Thierry Boutsen

1	12:13:33.238	2:00.384	41.273	46.189	32.922
2	12:15:31.534	1:58.296	39.503	46.175	32.618
3	12:17:29.762	1:58.228	39.314	46.365	32.549
4	12:19:28.766	1:59.004	39.676	46.583	32.745
5	12:21:34.528	2:05.762	39.739	49.981	36.042
6	12:24:56.231	3:21.703	54.166	1:26.995	1:00.542

(20) Olivier Webb

1	12:13:36.381	2:02.124	42.137	47.107	32.672
2	12:15:33.871	1:57.490	39.884	45.781	31.819
3	12:17:30.058	1:56.187	38.661	45.684	31.833
4	12:19:26.326	1:56.268	38.686	45.797	31.776

(30) Jordan Grogor

1	12:13:35.853	2:02.820	41.979	47.391	33.450
2	12:15:36.492	2:00.639	39.993	46.991	33.655
3	12:17:35.503	1:59.011	39.455	46.943	32.613
p4	12:19:56.929	2:21.426	39.901	51.517	

(29) Massimiliano Girardo

1	12:13:42.569	2:08.141	45.391	49.019	33.731
2	12:15:45.101	2:02.532	41.280	48.027	33.225
3	12:17:46.135	2:01.034	40.379	47.837	32.818

Chief Timekeeper Clerk of the Course Race Director Stewards

Orbits

Printed: 12/9/2023 12:40:54 PM

www.mylaps.com
Licensed to: Dubai Autodrome

Page 2/2