

**Paul Ricard**  
**International GT Open**  
**Free Practice - 1**  
**Provisional Results**



Paul Ricard 5.822 m

Cls	Nº	Entrant/Team	Nat	Driver 1	Nat	Driver 2	Nat	Vehicle	Cat	Cls	Laps	Best	Time	Gap	Interval	Km/h
1	54	CBRX by SPS	DEU	Dexter Müller	CHE	Yannick Mettler	CHE	Mercedes AMG GT3	PROAM	1	23	21	2:04.071			168.9
2	84	Altitude Racing by Optimum Motorsport	GBR	Andrew Gilbert	GBR	Fran Rueda	ESP	McLaren 720S GT3	PROAM	2	23	11	2:04.148	0.077	0.077	168.8
3	38	Kessel Racing	CHE	Nicolò Rosi	CHE	Niccolò Schirò	ITA	Ferrari 296 GT3	PROAM	3	24	23	2:04.463	0.392	0.315	168.3
4	11	Kessel Racing	CHE	Frédéric Jousset	FRA	David Fumanelli	ITA	Ferrari 296 GT3	PROAM	4	22	4	2:04.612	0.541	0.149	168.1
5	69	Optimum Motorsport	GBR	Samuel De Haan	GBR	Charlie Fagg	GBR	McLaren 720S GT3	PRO	1	20	6	2:04.804	0.733	0.192	167.9
6	17	Team Motopark	DEU	Diego Menchaca	MEX	Marcos Siebert	ARG	Mercedes AMG GT3 2020	PRO	2	21	20	2:04.815	0.744	0.011	167.9
7	51	AF Corse	ITA	Nicola Marinangeli	ITA	Riccardo Agostini	ITA	Ferrari 296 GT3	PRO	3	20	9	2:04.894	0.823	0.079	167.8
8	5	Olimp Racing	POL	Stanislaw Jedliński	POL	Krystian Korzeniowski	POL	Ferrari 488 GT3 MY 2021	AM	1	20	6	2:05.008	0.937	0.114	167.6
9	65	Team Motopark	DEU	Heiko Neumann	DEU	Timo Rumpfkeil	DEU	Mercedes AMG GT3 2020	AM	2	21	15	2:05.055	0.984	0.047	167.5
10	20	SPS Automotive Performance	DEU	Reece Barr	IRL	Mikaeel Pitamber	ZAF	Mercedes AMG GT3	PRO	4	22	22	2:05.125	1.054	0.070	167.5
11	8	Il Barone Rampante	ITA	Giuseppe Cipriani	ITA			Lamborghini Huracan GT3 EVO	AM	3	18	18	2:05.230	1.159	0.105	167.3
12	27	AF Corse	ITA	Marco Pulcini	ITA	Eddie Cheever III	ITA	Ferrari 488 GT3 MY 2020	PROAM	5	20	20	2:05.238	1.167	0.008	167.3
13	63	Oregon Team	ITA	Pierre Louis Chovet	FRA	Maximilian Paul	DEU	Lamborghini Huracan GT3 EVO2	PRO	5	25	10	2:05.331	1.260	0.093	167.2
14	23	Eastalent-Racing	AUT	Simon Reicher	FRA	Christopher Haase	DEU	Audi R8 LMS GT3 Evo II	PRO	6	24	13	2:05.340	1.269	0.009	167.2
15	99	Lionspeed GP	DEU	Patrick Kolb	DEU	Alfred Renauer	DEU	Porsche 991.2 GT3 R	PRO	7	23	11	2:05.363	1.292	0.023	167.1
16	19	Oregon Team	ITA	Pietro Perolini	ITA	Daan Arrow	NLD	Lamborghini Huracan GT3 EVO2	PRO	8	26	5	2:05.703	1.632	0.340	166.7
17	91	Team Baron Motorsport	AUT	Ernst Kirchmayr	AUT	Philipp Baron	AUT	Ferrari 488 GT3 Evo	AM	4	21	16	2:05.740	1.669	0.037	166.6
18	777	Olimp Racing	POL	Marcin Jedliński	POL	Karol Basz	POL	Audi R8 LMS 2018	PROAM	6	19	15	2:05.796	1.725	0.056	166.6
19	61	AF Corse	ITA	Jean-Claude Saada	USA	Conrad Grunewald	USA	Ferrari 488 GT3 MY 2020	AM*	5	21	6	2:05.950	1.879	0.154	166.4
20	88	AF Corse	ITA	Gino Forgione	CHE	Andrea Montermini	ITA	Ferrari 488 GT3 MY 2020	AM*	6	19	9	2:05.994	1.923	0.044	166.3
21	71	AF Corse	ITA	Franck Dezoteux	FRA			Ferrari 488 GT3 MY 2020	AM	7	19	4	2:06.183	2.112	0.189	166.1
22	911	GetSpeed	DEU	Axel Blom	FIN	Steve Jans	LUX	Mercedes AMG GT3 2023	PROAM	7	24	10	2:06.224	2.153	0.041	166.0
23	6	GetSpeed	DEU	Andrés Latorre	AUS	Aaron Walker	GBR	Mercedes AMG GT3 2023	PROAM	8	23	4	2:06.235	2.164	0.011	166.0
24	26	racing one	DEU	Omar Jackson	GBR	Axcil Jefferies	ZWE	Ferrari 296 GT3	PROAM	9	19	8	2:06.378	2.307	0.143	165.8
25	55	AF Corse	ITA	Laurent De Meeus	BEL	Jamie Stanley	GBR	Ferrari 488 GT3 MY 2020	PROAM	10	18	13	2:06.401	2.330	0.023	165.8
26	786	GetSpeed	DEU	Kiki Sak Nana	ITA	Adam Osieka	DEU	Mercedes AMG GT3 2023	AM	8	25	13	2:07.350	3.279	0.949	164.5
27	10	racing one	DEU	Stefan Aust	DEU	Jacob Schell	DEU	Ferrari 488 GT3 2020	AM	9	23	17	2:07.664	3.593	0.314	164.1
28	007	Street-Art Racing	BEL	Jahid Fazal-Karim	FRA	Pascal Bachmann	CHE	Aston Martin GT3 AMR MY2019	AM	10	21	9	2:07.703	3.632	0.039	164.1
29	25	AF Corse	ITA	Alessandro Cozzi	ITA	Giorgio Sernagiotto	ITA	Ferrari 296 GT3	AM*	11	9	8	2:07.757	3.686	0.054	164.0
30	66	Greystone GT	GBR	Stewart Proctor	GBR	Lewis Proctor	GBR	McLaren 720S GT3	PROAM	11	24	3	2:08.698	4.627	0.941	162.8
31	33	Bonaldi Motorsport	ITA	Miloš Pavlović	SRB	Sanporn Jao-Javanil	THA	Lamborghini Huracan GT3 EVO2	PROAM	12	20	15	2:08.845	4.774	0.147	162.6
32	133	Kessel Racing	CHE	Murat Ruhi Cuhadaroglu	TUR	Emanuele Maria Tabacchi	ITA	Ferrari 488 GT3 Evo	AM	12	18	15	2:09.208	5.137	0.363	162.2

Published at:.....

Track Temp: 43.3 °C Air Temp: 29.4 °C Humidity: 38 % Track Status: DRY

Race Director:

Neus Santamaría Sanromà

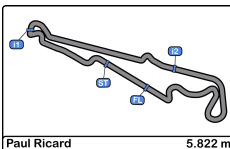
DPB-0819-ESP/CAT

Timekeeper:

Luis Garcia

JOB-1605-ESP/M





**Paul Ricard**  
**International GT Open**  
**Free Practice - 1**  
**Provisional Results**



**\* PENALTIES**

- CAR 19 TIME 2:07.752 DELETED TRACK LIMITS AT T 7
- CAR 84 TIME 2:06.405 DELETED TRACK LIMITS AT T10
- CAR 38 TIME 2:08.901 DELETED TRACK LIMITS AT T 10
- CAR 88 TIME 2:28.240 DELETED TRACK LIMITS AT T 7
- CAR 6 TIME 2:29.924 DELETED TRACK LIMITS AT T 10
- CAR 63 TIME 2:07.569 DELETED TRACK LIMITS AT T 10
- CAR 10 TIME 2:12.763 DELETED TRACK LIMITS AT T 10
- CAR 777 TIME 2:04.741 DELETED TRACK LIMITS AT T 7
- CAR 54 TIME 2:06.902 DELETED TRACK LIMITS AT T 10
- CAR 19 TIME 2:06.576 DELETED TRACK LIMITS AT T 10
- CAR 25 TIME 2:09.095 DELETED TRACK LIMITS AT T 10
- CAR 63 TIME 2:06.514 DELETED TRACK LIMITS AT T 10
- CAR 20 TIME 2:17.672 DELETED TRACK LIMITS AT T 10
- CAR 786 TIME 2:27.339 DELETED TRACK LIMITS AT T 7
- CAR 6 TIME 2:07.511 DELETED TRACK LIMITS AT T 7
- CAR 88 TIME 2:12.626 DELETED TRACK LIMITS AT T 7
- CAR 777 TIME 2:04.960 DELETED TRACK LIMITS AT T 7
- CAR 54 TIME 2:07.987 DELETED TRACK LIMITS AT T 7
- CAR 99 TIME 2:33.155 DELETED TRACK LIMITS AT T 7
- CAR 38 TIME 2:08.179 DELETED TRACK LIMITS AT T 7
- CAR 20 TIME 2:22.778 DELETED TRACK LIMITS AT T 7
- CAR 911 TIME 2:07.265 DELETED TRACK LIMITS AT T 7
- CAR 777 TIME 2:04.169 DELETED TRACK LIMITS AT T 7
- CAR 88 TIME 2:08.017 DELETED TRACK LIMITS AT T 7
- CAR 54 TIME 2:05.862 DELETED TRACK LIMITS AT T 7
- CAR 10 TIME 2:10.174 DELETED TRACK LIMITS AT T 10
- CAR 26 TIME 2:06.996 DELETED TRACK LIMITS AT T 10
- CAR 23 TIME 2:12.063 DELETED TRACK LIMITS AT T 10
- CAR 66 TIME 2:09.391 DELETED TRACK LIMITS AT T 10
- CAR 61 TIME 2:06.439 DELETED TRACK LIMITS AT T 10
- CAR 19 TIME 2:06.965 DELETED TRACK LIMITS AT T 10
- CAR 55 TIME 2:10.217 DELETED TRACK LIMITS AT T 10
- CAR 27 TIME 2:05.966 DELETED TRACK LIMITS AT T 10
- CAR 11 TIME 2:05.512 DELETED TRACK LIMITS AT T 10

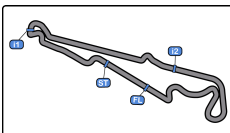
Published at:.....

Track Temp: **43.3 °C** Air Temp: **29.4 °C** Humidity: **38 %** Track Status: **DRY**

**Race Director:** Neus Santamaría Sanromà  
 DPB-0819-ESP/CAT

**Timekeeper:** Luis García  
 JOB-1605-ESP/M





**Paul Ricard**  
**International GT Open**  
**Free Practice - 1**



**Provisional Results**

Paul Ricard 5.822 m.

- CAR 27 TIME 2:05.661 DELETED TRACK LIMITS AT T 10
- CAR 6 TIME 2:05.874 DELETED TRACK LIMITS AT T 10
- CAR 777 TIME 2:05.885 DELETED TRACK LIMITS AT T 10
- CAR 23 TIME 2:06.240 DELETED TRACK LIMITS AT T 10
- CAR 19 TIME 2:08.062 DELETED TRACK LIMITS AT T 10
- CAR 6 TIME 2:05.377 DELETED TRACK LIMITS AT T 10
- CAR 911 TIME 2:06.342 DELETED TRACK LIMITS AT T 10
- CAR 777 TIME 2:04.344 DELETED TRACK LIMITS AT T 10
- CAR 23 TIME 2:06.387 DELETED TRACK LIMITS AT T 10
- CAR 19 TIME 2:06.193 DELETED TRACK LIMITS AT T 10
- CAR 6 TIME 2:04.987 DELETED TRACK LIMITS AT T 10
- CAR 911 TIME 2:06.635 DELETED TRACK LIMITS AT T 10
- CAR 25 TIME 2:08.271 DELETED TRACK LIMITS AT T 7
- CAR 17 TIME 2:08.629 DELETED TRACK LIMITS AT T 7
- CAR 91 TIME 2:11.511 DELETED TRACK LIMITS AT T 7
- CAR 8 TIME 2:08.855 DELETED TRACK LIMITS AT T 7
- CAR 69 TIME 2:04.510 DELETED TRACK LIMITS AT T 10
- CAR 25 TIME 2:09.505 DELETED TRACK LIMITS AT T 10
- CAR 17 TIME 2:04.678 DELETED TRACK LIMITS AT T 7
- CAR 23 TIME 2:06.063 DELETED TRACK LIMITS AT T 7
- CAR 99 TIME 2:07.353 DELETED TRACK LIMITS AT T 10
- CAR 777 TIME 3:12.766 DELETED TRACK LIMITS AT T 7
- CAR 8 TIME 2:07.048 DELETED TRACK LIMITS AT T 7
- CAR 91 TIME 2:18.465 DELETED TRACK LIMITS AT T 7
- CAR 27 TIME 2:22.692 DELETED TRACK LIMITS AT T 7
- CAR 10 TIME 2:15.207 DELETED TRACK LIMITS AT T 7
- CAR 786 TIME 2:09.003 DELETED TRACK LIMITS AT T 10
- CAR 38 TIME 2:05.990 DELETED TRACK LIMITS AT T 10
- CAR 38 TIME 2:05.990 DELETED TRACK LIMITS AT T 10
- CAR 10 TIME 2:08.113 DELETED TRACK LIMITS AT T 10
- CAR 99 TIME 2:05.873 DELETED TRACK LIMITS AT T 10
- CAR 786 TIME 2:08.472 DELETED TRACK LIMITS AT T 10
- CAR 66 TIME 2:06.135 DELETED TRACK LIMITS AT T 10
- CAR 786 TIME 2:11.052 DELETED TRACK LIMITS AT T 10
- CAR 133 TIME 2:07.201 DELETED TRACK LIMITS AT T10

Published at:.....

Track Temp: **43.3 °C** Air Temp: **29.4 °C** Humidity: **38 %** Track Status: **DRY**

**Race Director:**

Neus Santamaría Sanromà

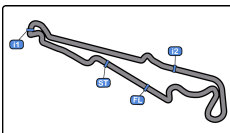
DPB-0819-ESP/CAT

**Timekeeper:**

Luis García

JOB-1605-ESP/M





**Paul Ricard**  
**International GT Open**  
**Free Practice - 1**



**Provisional Results**

Paul Ricard 5.822 m

- CAR 71 TIME 2:07.951 DELETED TRACK LIMITS AT T 10
- CAR 33 TIME 2:14.280 DELETED TRACK LIMITS AT T 10
- CAR 23 TIME 2:26.282 DELETED TRACK LIMITS AT T 10
- CAR 19 TIME 2:08.485 DELETED TRACK LIMITS AT T 10
- CAR 51 TIME 2:06.095 DELETED TRACK LIMITS AT T 10
- CAR 911 TIME 2:23.193 DELETED TRACK LIMITS AT T 10
- CAR 11 TIME 2:04.850 DELETED TRACK LIMITS AT T 10
- CAR 786 TIME 2:07.348 DELETED TRACK LIMITS AT T 10
- CAR 133 TIME 2:06.816 DELETED TRACK LIMITS AT T 10
- CAR 27 TIME 2:04.982 DELETED TRACK LIMITS AT T 10
- CAR 69 TIME 2:27.569 DELETED TRACK LIMITS AT T 10
- CAR 23 TIME 2:06.291 DELETED TRACK LIMITS AT T 10
- CAR 20 TIME 2:07.985 DELETED TRACK LIMITS AT T 10
- CAR 11 TIME 2:05.553 DELETED TRACK LIMITS AT T 10
- CAR 63 TIME 2:12.807 DELETED TRACK LIMITS AT T 10
- CAR 786 TIME 2:18.100 DELETED TRACK LIMITS AT T 10
- CAR 133 TIME 2:07.628 DELETED TRACK LIMITS AT T 10
- CAR 27 TIME 2:08.878 DELETED TRACK LIMITS AT T 10
- CAR 99 TIME 2:22.919 DELETED TRACK LIMITS AT T 10
- CAR 69 TIME 2:04.812 DELETED TRACK LIMITS AT T 10
- CAR 23 TIME 2:05.504 DELETED TRACK LIMITS AT T 10
- CAR 26 TIME 2:07.931 DELETED TRACK LIMITS AT T 10
- CAR 19 TIME 2:05.977 DELETED TRACK LIMITS AT T 10
- CAR 8 TIME 2:25.830 DELETED TRACK LIMITS AT T 10
- CAR 911 TIME 2:07.844 DELETED TRACK LIMITS AT T 10
- CAR 33 TIME 2:11.697 DELETED TRACK LIMITS AT T 10
- CAR 11 TIME 2:12.216 DELETED TRACK LIMITS AT T 10
- CAR 88 TIME 2:06.202 DELETED TRACK LIMITS AT T 10
- CAR 54 TIME 2:12.876 DELETED TRACK LIMITS AT T 10
- CAR 786 TIME 2:07.749 DELETED TRACK LIMITS AT T 10
- CAR 91 TIME 2:25.925 DELETED TRACK LIMITS AT T 10
- CAR 133 TIME 2:06.504 DELETED TRACK LIMITS AT T 10
- CAR 27 TIME 2:04.789 DELETED TRACK LIMITS AT T 10
- CAR 8 TIME 2:07.150 DELETED TRACK LIMITS AT T 10
- CAR 911 TIME 2:06.283 DELETED TRACK LIMITS AT T 7

Published at:.....

Track Temp: **43.3 °C** Air Temp: **29.4 °C** Humidity: **38 %** Track Status: **DRY**

**Race Director:**

Neus Santamaría Sanromà

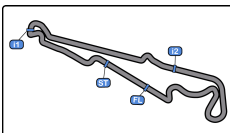
DPB-0819-ESP/CAT

**Timekeeper:**

Luis García

JOB-1605-ESP/M





**Paul Ricard**  
**International GT Open**  
**Free Practice - 1**



**Provisional Results**

Paul Ricard 5.822 m.

- CAR 5 TIME 2:21.745 DELETED TRACK LIMITS AT T 7
- CAR 8 TIME 2:06.494 DELETED TRACK LIMITS AT T 7
- CAR 786 TIME 2:05.626 DELETED TRACK LIMITS AT T 7
- CAR 65 TIME 2:07.073 DELETED TRACK LIMITS AT T 7
- CAR 8 TIME 2:10.861 DELETED TRACK LIMITS AT T 7
- CAR 69 TIME 2:05.189 DELETED TRACK LIMITS AT T 10
- CAR 26 TIME 2:06.452 DELETED TRACK LIMITS AT T 10
- CAR 20 TIME 2:07.758 DELETED TRACK LIMITS AT T 10
- CAR 33 TIME 2:11.565 DELETED TRACK LIMITS AT T 10
- CAR 17 TIME 2:05.737 DELETED TRACK LIMITS AT T 10
- CAR 133 TIME 2:07.293 DELETED TRACK LIMITS AT T 10
- CAR 27 TIME 2:04.788 DELETED TRACK LIMITS AT T 10
- CAR 99 TIME 2:05.255 DELETED TRACK LIMITS AT T 10
- CAR 65 TIME 2:07.528 DELETED TRACK LIMITS AT T 10
- CAR 20 TIME 2:06.783 DELETED TRACK LIMITS AT T 10
- CAR 911 TIME 2:05.739 DELETED TRACK LIMITS AT T 10
- CAR 38 TIME 2:10.384 DELETED TRACK LIMITS AT T 10
- CAR 17 TIME 2:04.684 DELETED TRACK LIMITS AT T 10
- CAR 10 TIME 2:09.156 DELETED TRACK LIMITS AT T 10
- CAR 1007 TIME 2:15.517 DELETED TRACK LIMITS AT T 10
- CAR 777 TIME 2:08.354 DELETED TRACK LIMITS AT T 10
- CAR 63 TIME 2:12.506 DELETED TRACK LIMITS AT T 10
- CAR 133 TIME 2:13.545 DELETED TRACK LIMITS AT T 10
- CAR 99 TIME 2:05.435 DELETED TRACK LIMITS AT T 10
- CAR 61 TIME 2:13.008 DELETED TRACK LIMITS AT T 10
- CAR 26 TIME 2:13.779 DELETED TRACK LIMITS AT T 10
- CAR 20 TIME 2:16.003 DELETED TRACK LIMITS AT T 10
- CAR 63 TIME 2:07.577 DELETED TRACK LIMITS AT T 7
- CAR 6 TIME 2:13.105 DELETED TRACK LIMITS AT T 7
- CAR 23 TIME 2:08.744 DELETED TRACK LIMITS AT T 7
- CAR 51 TIME 2:08.617 DELETED TRACK LIMITS AT T 7
- CAR 19 TIME 2:09.814 DELETED TRACK LIMITS AT T 7
- CAR 911 TIME 2:26.086 DELETED TRACK LIMITS AT T 10
- CAR 69 TIME 2:08.031 DELETED TRACK LIMITS AT T 10
- CAR 91 TIME 2:05.986 DELETED TRACK LIMITS AT T 10

Published at:.....

Track Temp: **43.3 °C** Air Temp: **29.4 °C** Humidity: **38 %** Track Status: **DRY**

**Race Director:**

Neus Santamaría Sanromà

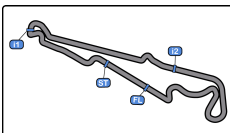
DPB-0819-ESP/CAT

**Timekeeper:**

Luis García

JOB-1605-ESP/M





**Paul Ricard**  
**International GT Open**  
**Free Practice - 1**



**Provisional Results**

Paul Ricard 5.822 m.

- CAR 84 TIME 2:11.303 DELETED TRACK LIMITS AT T 7
- CAR 1007 TIME 2:22.072 DELETED TRACK LIMITS AT T 7
- CAR 69 TIME 2:06.861 DELETED TRACK LIMITS AT T 7
- CAR 51 TIME 2:07.659 DELETED TRACK LIMITS AT T 10
- CAR 63 TIME 2:06.409 DELETED TRACK LIMITS AT T 10
- CAR 133 TIME 2:10.071 DELETED TRACK LIMITS AT T 10
- CAR 20 TIME 2:06.637 DELETED TRACK LIMITS AT T 10
- CAR 23 TIME 2:05.310 DELETED TRACK LIMITS AT T 10
- CAR 99 TIME 2:08.006 DELETED TRACK LIMITS AT T 10
- CAR 911 TIME 2:06.127 DELETED TRACK LIMITS AT T 10
- CAR 33 TIME 2:10.515 DELETED TRACK LIMITS AT T 10
- CAR 51 TIME 2:07.783 DELETED TRACK LIMITS AT T 10
- CAR 63 TIME 2:07.601 DELETED TRACK LIMITS AT T 10
- CAR 23 TIME 2:06.473 DELETED TRACK LIMITS AT T 10
- CAR 911 TIME 2:06.273 DELETED TRACK LIMITS AT T 10
- CAR 69 TIME 2:08.464 DELETED TRACK LIMITS AT T 10
- CAR 5 TIME 2:18.685 DELETED TRACK LIMITS AT T 7
- CAR 33 TIME 2:10.945 DELETED TRACK LIMITS AT T 7
- CAR 17 TIME 2:05.435 DELETED TRACK LIMITS AT T 7
- CAR 23 TIME 2:10.118 DELETED TRACK LIMITS AT T 7
- CAR 69 TIME 2:06.415 DELETED TRACK LIMITS AT T 7
- CAR 84 TIME 2:09.185 DELETED TRACK LIMITS AT T 7
- CAR 38 TIME 2:17.076 DELETED TRACK LIMITS AT T 7
- CAR 786 TIME 2:08.376 DELETED TRACK LIMITS AT T 7
- CAR 10 TIME 2:08.474 DELETED TRACK LIMITS AT T 10
- CAR 63 TIME 2:06.225 DELETED TRACK LIMITS AT T 10
- CAR 99 TIME 2:09.076 DELETED TRACK LIMITS AT T 10
- CAR 63 TIME 2:09.162 DELETED TRACK LIMITS AT T 10
- CAR 51 TIME 2:11.940 DELETED TRACK LIMITS AT T 10
- CAR 19 TIME 2:09.165 DELETED TRACK LIMITS AT T 10
- CAR 66 TIME 2:11.130 DELETED TRACK LIMITS AT T 10
- CAR 911 TIME 2:07.591 DELETED TRACK LIMITS AT T 10
- CAR 69 TIME 2:09.583 DELETED TRACK LIMITS AT T 10
- CAR 777 TIME 2:06.277 DELETED TRACK LIMITS AT T 10
- CAR 10 TIME 2:07.149 DELETED TRACK LIMITS AT T 10

Published at:.....

Track Temp: **43.3 °C** Air Temp: **29.4 °C** Humidity: **38 %** Track Status: **DRY**

**Race Director:**

Neus Santamaría Sanromà

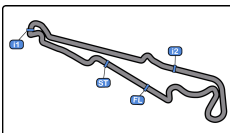
DPB-0819-ESP/CAT

**Timekeeper:**

Luis García

JOB-1605-ESP/M





**Paul Ricard**  
**International GT Open**  
**Free Practice - 1**



**Provisional Results**

Paul Ricard 5.822 m

- CAR 17 TIME 2:04.766 DELETED TRACK LIMITS AT T 10
- CAR 63 TIME 2:09.270 DELETED TRACK LIMITS AT T 10
- CAR 51 TIME 2:06.718 DELETED TRACK LIMITS AT T 10
- CAR 19 TIME 2:07.966 DELETED TRACK LIMITS AT T 10
- CAR 69 TIME 2:06.023 DELETED TRACK LIMITS AT T 10
- CAR 84 TIME 2:08.654 DELETED TRACK LIMITS AT T 10
- CAR 71 TIME 2:09.042 DELETED TRACK LIMITS AT T 7
- CAR 5 TIME 2:18.874 DELETED TRACK LIMITS AT T 7
- CAR 66 TIME 2:09.137 DELETED TRACK LIMITS AT T 7
- CAR 23 TIME 2:28.430 DELETED TRACK LIMITS AT T 10
- CAR 17 TIME 2:05.546 DELETED TRACK LIMITS AT T 10
- CAR 33 TIME 2:10.238 DELETED TRACK LIMITS AT T 10
- CAR 51 TIME 2:07.083 DELETED TRACK LIMITS AT T 10
- CAR 63 TIME 2:06.284 DELETED TRACK LIMITS AT T 10
- CAR 19 TIME 2:07.757 DELETED TRACK LIMITS AT T 10
- CAR 23 TIME 2:03.481 DELETED TRACK LIMITS AT T 10
- CAR 23 TIME 2:03.057 DELETED TRACK LIMITS AT T 10
- CAR 65 TIME 2:04.040 DELETED TRACK LIMITS AT T 10

Published at:.....

Track Temp: **43.3 °C** Air Temp: **29.4 °C** Humidity: **38 %** Track Status: **DRY**

**Race Director:**

Neus Santamaría Sanromà

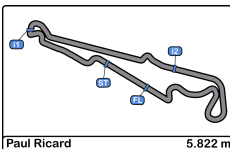
DPB-0819-ESP/CAT

**Timekeeper:**

Luis García

JOB-1605-ESP/M





**Paul Ricard**  
**International GT Open**  
**Free Practice - 1**  
**Provisional Results by Category**



PROAM																
Cls	N°	Entrant/Team	Nat	Driver 1	Nat	Driver 2	Nat	Vehicle	Cat	Cls	Laps	Best	Time	Gap	Interval	Km/h
1	54	CBRX by SPS	GER	Dexter Müller	CHE	Yannick Mettler	CHE	Mercedes AMG GT3	PROAM	1	23	21	2:04.071			168.9
2	84	Altitude Racing by Optimum Motorsport	GBR	Andrew Gilbert	GBR	Fran Rueda	ESP	McLaren 720S GT3	PROAM	2	23	11	2:04.148	0.077	0.077	168.8
3	38	Kessel Racing	CHE	Nicolò Rosi	CHE	David Schirò	ITA	Ferrari 296 GT3	PROAM	3	24	23	2:04.463	0.392	0.315	168.3
4	11	Kessel Racing	CHE	Frédéric Jousset	ITA	Niccolò Fumanelli	ITA	Ferrari 296 GT3	PROAM	4	22	4	2:04.612	0.541	0.149	168.1
5	27	AF Corse	ITA	Marco Pulcini	ITA	Eddie Cheever III	ITA	Ferrari 488 GT3 MY 2020	PROAM	5	20	20	2:05.238	1.167	0.626	167.3
6	777	Olimp Racing	POL	Marcin Jedliński	POL	Karol Basz	POL	Audi R8 LMS 2018	PROAM	6	19	15	2:05.796	1.725	0.558	166.6
7	911	GetSpeed	GER	Axel Blom	FIN	Steve Jans	LUX	Mercedes AMG GT3 2023	PROAM	7	24	10	2:06.224	2.153	0.428	166.0
8	6	GetSpeed	GER	Andrés Latorre	AUS	Aaron Walker	GBR	Mercedes AMG GT3 2023	PROAM	8	23	4	2:06.235	2.164	0.011	166.0
9	26	racing one	GER	Omar Jackson	GBR	Axcil Jefferies	ZWE	Ferrari 296 GT3	PROAM	9	19	8	2:06.378	2.307	0.143	165.8
10	55	AF Corse	ITA	Laurent De Meeus	BEL	Jamie Stanley	GBR	Ferrari 488 GT3 MY 2020	PROAM	10	18	13	2:06.401	2.330	0.023	165.8
11	66	Greystone GT	GBR	Stewart Proctor	GBR	Lewis Proctor	GBR	McLaren 720S GT3	PROAM	11	24	3	2:08.698	4.627	2.297	162.8
12	33	Bonaldi Motorsport	ITA	Miloš Pavlović	SRB	Sanporn Jao-Javanil	THA	Lamborghini Huracan GT3 EVO2	PROAM	12	20	15	2:08.845	4.774	0.147	162.6

PRO																
Cls	N°	Entrant/Team	Nat	Driver 1	Nat	Driver 2	Nat	Vehicle	Cat	Cls	Laps	Best	Time	Gap	Interval	Km/h
1	69	Optimum Motorsport	GBR	Samuel De Haan	GBR	Charlie Fagg	GBR	McLaren 720S GT3	PRO	1	20	6	2:04.804			167.9
2	17	Team Motopark	DEU	Diego Menchaca	MEX	Marcos Siebert	ARG	Mercedes AMG GT3 2020	PRO	2	21	20	2:04.815	0.011	0.011	167.9
3	51	AF Corse	ITA	Nicola Marinangeli	ITA	Riccardo Agostini	ITA	Ferrari 296 GT3	PRO	3	20	9	2:04.894	0.090	0.079	167.8
4	20	SPS Automotive Performance	DEU	Reece Barr	IRL	Mikael Pitamber	ZAF	Mercedes AMG GT3	PRO	4	22	22	2:05.125	0.321	0.231	167.5
5	63	Oregon Team	ITA	Pierre Louis Chovet	FRA	Maximilian Paul	DEU	Lamborghini Huracan GT3 EVO2	PRO	5	25	10	2:05.331	0.527	0.206	167.2
6	23	Eastalent-Racing	AUT	Simon Reicher	AUT	Christopher Haase	DEU	Audi R8 LMS GT3 Evo II	PRO	6	24	13	2:05.340	0.536	0.009	167.2
7	99	Lionspeed GP	DEU	Patrick Kolb	DEU	Alfred Renauer	DEU	Porsche 991.2 GT3 R	PRO	7	23	11	2:05.363	0.559	0.023	167.1
8	19	Oregon Team	ITA	Pietro Perolini	ITA	Daan Arrow	NLD	Lamborghini Huracan GT3 EVO2	PRO	8	26	5	2:05.703	0.899	0.340	166.7

AM																
Cls	N°	Entrant/Team	Nat	Driver 1	Nat	Driver 2	Nat	Vehicle	Cat	Cls	Laps	Best	Time	Gap	Interval	Km/h
1	5	Olimp Racing	POL	Stanislaw Jedliński	POL	Krystian Korzeniowski	POL	Ferrari 488 GT3 MY 2021	AM	1	20	6	2:05.008			167.6
2	65	Team Motopark	DEU	Heiko Neumann	DEU	Timo Rumpfkeil	DEU	Mercedes AMG GT3 2020	AM	2	21	15	2:05.055	0.047	0.047	167.5
3	8	Il Barone Rampante	ITA	Giuseppe Cipriani	ITA			Lamborghini Huracan GT3 EVO	AM	3	18	18	2:05.230	0.222	0.175	167.3
4	91	Team Baron Motorsport	AUT	Ernst Kirchmayr	AUT	Philipp Baron	AUT	Ferrari 488 GT3 Evo	AM	4	21	16	2:05.740	0.732	0.510	166.6
5	61	AF Corse	ITA	Jean-Claude Saada	USA	Conrad Grunewald	USA	Ferrari 488 GT3 MY 2020	AM*	5	21	6	2:05.950	0.942	0.210	166.4
6	88	AF Corse	ITA	Gino Forgione	CHE	Andrea Montermini	ITA	Ferrari 488 GT3 MY 2020	AM*	6	19	9	2:05.994	0.986	0.044	166.3
7	71	AF Corse	ITA	Franck Dezoteux	FRA			Ferrari 488 GT3 MY 2020	AM	7	19	4	2:06.183	1.175	0.189	166.1

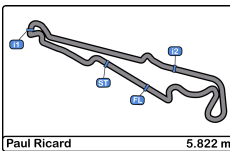
Published at:.....

Track Temp: 43.3 °C Air Temp: 29.4 °C Humidity: 38 % Track Status: DRY

<b>Race Director:</b>	Neus Santamaria Sanromà DPB-0819-ESP/CAT	<b>Timekeeper:</b>	Luis Garcia JOB-1605-ESP/M
-----------------------	---	--------------------	-------------------------------







**Paul Ricard**  
**International GT Open**  
**Free Practice - 1**  
**Provisional Results by Category**



AM																
Cls	N°	Entrant/Team	Nat	Driver 1	Nat	Driver 2	Nat	Vehicle	Cat	Cls	Laps	Best	Time	Gap	Interval	Km/h
8	786	GetSpeed		Kiki Sak Nana		Adam Osieka		Mercedes AMG GT3 2023	AM	8	25	13	2:07.350	2.342	1.167	164.5
9	10	racing one		Stefan Aust		Jacob Schell		Ferrari 488 GT3 2020	AM	9	23	17	2:07.664	2.656	0.314	164.1
10	007	Street-Art Racing		Jahid Fazal-Karim		Pascal Bachmann		Aston Martin GT3 AMR MY2019	AM	10	21	9	2:07.703	2.695	0.039	164.1
11	25	AF Corse		Alessandro Cozzi		Giorgio Sernagiotto		Ferrari 296 GT3	AM*	11	9	8	2:07.757	2.749	0.054	164.0
12	133	Kessel Racing		Murat Ruhu Cuhadaroglu		Emanuele Maria Tabacchi		Ferrari 488 GT3 Evo	AM	12	18	15	2:09.208	4.200	1.451	162.2

**\* PENALTIES**

CAR 19 TIME 2:07.752 DELETED TRACK LIMITS AT T 7
CAR 84 TIME 2:06.405 DELETED TRACK LIMITS AT T10
CAR 38 TIME 2:08.901 DELETED TRACK LIMITS AT T 10
CAR 88 TIME 2:28.240 DELETED TRACK LIMITS AT T 7
CAR 6 TIME 2:29.924 DELETED TRACK LIMITS AT T 10
CAR 63 TIME 2:07.569 DELETED TRACK LIMITS AT T 10
CAR 10 TIME 2:12.763 DELETED TRACK LIMITS AT T 10
CAR 777 TIME 2:04.741 DELETED TRACK LIMITS AT T 7
CAR 54 TIME 2:06.902 DELETED TRACK LIMITS AT T 10
CAR 19 TIME 2:06.576 DELETED TRACK LIMITS AT T 10
CAR 25 TIME 2:09.095 DELETED TRACK LIMITS AT T 10
CAR 63 TIME 2:06.514 DELETED TRACK LIMITS AT T 10
CAR 20 TIME 2:17.672 DELETED TRACK LIMITS AT T 10
CAR 786 TIME 2:27.339 DELETED TRACK LIMITS AT T 7
CAR 6 TIME 2:07.511 DELETED TRACK LIMITS AT T 7
CAR 88 TIME 2:12.626 DELETED TRACK LIMITS AT T 7
CAR 777 TIME 2:04.960 DELETED TRACK LIMITS AT T 7
CAR 54 TIME 2:07.987 DELETED TRACK LIMITS AT T 7
CAR 99 TIME 2:33.155 DELETED TRACK LIMITS AT T 7
CAR 38 TIME 2:08.179 DELETED TRACK LIMITS AT T 7
CAR 20 TIME 2:22.778 DELETED TRACK LIMITS AT T 7
CAR 911 TIME 2:07.265 DELETED TRACK LIMITS AT T 7
CAR 777 TIME 2:04.169 DELETED TRACK LIMITS AT T 7
CAR 88 TIME 2:08.017 DELETED TRACK LIMITS AT T 7
CAR 54 TIME 2:05.862 DELETED TRACK LIMITS AT T 7
CAR 10 TIME 2:10.174 DELETED TRACK LIMITS AT T 10

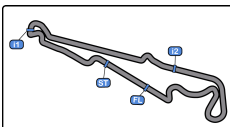
Published at:.....

Track Temp: **43.3 °C** Air Temp: **29.4 °C** Humidity: **38 %** Track Status: **DRY**

**Race Director:** Neus Santamaria Sanromà  
 DPB-0819-ESP/CAT

**Timekeeper:** Luis Garcia  
  
 JOB-1605-ESP/M





**Paul Ricard**  
**International GT Open**  
**Free Practice - 1**



**Provisional Results by Category**

Paul Ricard 5.822 m.

- CAR 26 TIME 2:06.996 DELETED TRACK LIMITS AT T 10
- CAR 23 TIME 2:12.063 DELETED TRACK LIMITS AT T 10
- CAR 66 TIME 2:09.391 DELETED TRACK LIMITS AT T 10
- CAR 61 TIME 2:06.439 DELETED TRACK LIMITS AT T 10
- CAR 19 TIME 2:06.965 DELETED TRACK LIMITS AT T 10
- CAR 55 TIME 2:10.217 DELETED TRACK LIMITS AT T 10
- CAR 27 TIME 2:05.966 DELETED TRACK LIMITS AT T 10
- CAR 11 TIME 2:05.512 DELETED TRACK LIMITS AT T 10
- CAR 27 TIME 2:05.661 DELETED TRACK LIMITS AT T 10
- CAR 6 TIME 2:05.874 DELETED TRACK LIMITS AT T 10
- CAR 777 TIME 2:05.885 DELETED TRACK LIMITS AT T 10
- CAR 23 TIME 2:06.240 DELETED TRACK LIMITS AT T 10
- CAR 19 TIME 2:08.062 DELETED TRACK LIMITS AT T 10
- CAR 6 TIME 2:05.377 DELETED TRACK LIMITS AT T 10
- CAR 911 TIME 2:06.342 DELETED TRACK LIMITS AT T 10
- CAR 777 TIME 2:04.344 DELETED TRACK LIMITS AT T 10
- CAR 23 TIME 2:06.387 DELETED TRACK LIMITS AT T 10
- CAR 19 TIME 2:06.193 DELETED TRACK LIMITS AT T 10
- CAR 6 TIME 2:04.987 DELETED TRACK LIMITS AT T 10
- CAR 911 TIME 2:06.635 DELETED TRACK LIMITS AT T 10
- CAR 25 TIME 2:08.271 DELETED TRACK LIMITS AT T 7
- CAR 17 TIME 2:08.629 DELETED TRACK LIMITS AT T 7
- CAR 91 TIME 2:11.511 DELETED TRACK LIMITS AT T 7
- CAR 8 TIME 2:08.855 DELETED TRACK LIMITS AT T 7
- CAR 69 TIME 2:04.510 DELETED TRACK LIMITS AT T 10
- CAR 25 TIME 2:09.505 DELETED TRACK LIMITS AT T 10
- CAR 17 TIME 2:04.678 DELETED TRACK LIMITS AT T 7
- CAR 23 TIME 2:06.063 DELETED TRACK LIMITS AT T 7
- CAR 99 TIME 2:07.353 DELETED TRACK LIMITS AT T 10
- CAR 777 TIME 3:12.766 DELETED TRACK LIMITS AT T 7
- CAR 8 TIME 2:07.048 DELETED TRACK LIMITS AT T 7
- CAR 91 TIME 2:18.465 DELETED TRACK LIMITS AT T 7
- CAR 27 TIME 2:22.692 DELETED TRACK LIMITS AT T 7
- CAR 10 TIME 2:15.207 DELETED TRACK LIMITS AT T 7
- CAR 786 TIME 2:09.003 DELETED TRACK LIMITS AT T 10

Published at:.....

Track Temp: **43.3 °C** Air Temp: **29.4 °C** Humidity: **38 %** Track Status: **DRY**

**Race Director:**

Neus Santamaría Sanromà

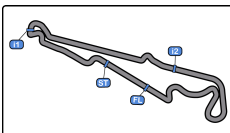
DPB-0819-ESP/CAT

**Timekeeper:**

Luis García

JOB-1605-ESP/M





**Paul Ricard**  
**International GT Open**  
**Free Practice - 1**



**Provisional Results by Category**

Driver	Time	Status
CAR 38	2:05.990	DELETED TRACK LIMITS AT T 10
CAR 38	2:05.990	DELETED TRACK LIMITS AT T 10
CAR 10	2:08.113	DELETED TRACK LIMITS AT T 10
CAR 99	2:05.873	DELETED TRACK LIMITS AT T 10
CAR 786	2:08.472	DELETED TRACK LIMITS AT T 10
CAR 66	2:06.135	DELETED TRACK LIMITS AT T 10
CAR 786	2:11.052	DELETED TRACK LIMITS AT T 10
CAR 133	2:07.201	DELETED TRACK LIMITS AT T 10
CAR 71	2:07.951	DELETED TRACK LIMITS AT T 10
CAR 33	2:14.280	DELETED TRACK LIMITS AT T 10
CAR 23	2:26.282	DELETED TRACK LIMITS AT T 10
CAR 19	2:08.485	DELETED TRACK LIMITS AT T 10
CAR 51	2:06.095	DELETED TRACK LIMITS AT T 10
CAR 911	2:23.193	DELETED TRACK LIMITS AT T 10
CAR 11	2:04.850	DELETED TRACK LIMITS AT T 10
CAR 786	2:07.348	DELETED TRACK LIMITS AT T 10
CAR 133	2:06.816	DELETED TRACK LIMITS AT T 10
CAR 27	2:04.982	DELETED TRACK LIMITS AT T 10
CAR 69	2:27.569	DELETED TRACK LIMITS AT T 10
CAR 23	2:06.291	DELETED TRACK LIMITS AT T 10
CAR 20	2:07.985	DELETED TRACK LIMITS AT T 10
CAR 11	2:05.553	DELETED TRACK LIMITS AT T 10
CAR 63	2:12.807	DELETED TRACK LIMITS AT T 10
CAR 786	2:18.100	DELETED TRACK LIMITS AT T 10
CAR 133	2:07.628	DELETED TRACK LIMITS AT T 10
CAR 27	2:08.878	DELETED TRACK LIMITS AT T 10
CAR 99	2:22.919	DELETED TRACK LIMITS AT T 10
CAR 69	2:04.812	DELETED TRACK LIMITS AT T 10
CAR 23	2:05.504	DELETED TRACK LIMITS AT T 10
CAR 26	2:07.931	DELETED TRACK LIMITS AT T 10
CAR 19	2:05.977	DELETED TRACK LIMITS AT T 10
CAR 8	2:25.830	DELETED TRACK LIMITS AT T 10
CAR 911	2:07.844	DELETED TRACK LIMITS AT T 10
CAR 33	2:11.697	DELETED TRACK LIMITS AT T 10
CAR 11	2:12.216	DELETED TRACK LIMITS AT T 10

Published at:.....

Track Temp: **43.3 °C** Air Temp: **29.4 °C** Humidity: **38 %** Track Status: **DRY**

**Race Director:**

Neus Santamaría Sanromà

DPB-0819-ESP/CAT

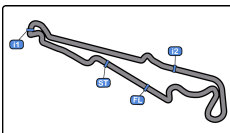
**Timekeeper:**

Luis Garcia



JOB-1605-ESP/M





**Paul Ricard**  
**International GT Open**  
**Free Practice - 1**



**Provisional Results by Category**

Paul Ricard 5.822 m.

- CAR 88 TIME 2:06.202 DELETED TRACK LIMITS AT T 10
- CAR 54 TIME 2:12.876 DELETED TRACK LIMITS AT T 10
- CAR 786 TIME 2:07.749 DELETED TRACK LIMITS AT T 10
- CAR 91 TIME 2:25.925 DELETED TRACK LIMITS AT T 10
- CAR 133 TIME 2:06.504 DELETED TRACK LIMITS AT T 10
- CAR 27 TIME 2:04.789 DELETED TRACK LIMITS AT T 10
- CAR 8 TIME 2:07.150 DELETED TRACK LIMITS AT T 10
- CAR 911 TIME 2:06.283 DELETED TRACK LIMITS AT T 7
- CAR 5 TIME 2:21.745 DELETED TRACK LIMITS AT T 7
- CAR 8 TIME 2:06.494 DELETED TRACK LIMITS AT T 7
- CAR 786 TIME 2:05.626 DELETED TRACK LIMITS AT T 7
- CAR 65 TIME 2:07.073 DELETED TRACK LIMITS AT T 7
- CAR 8 TIME 2:10.861 DELETED TRACK LIMITS AT T 7
- CAR 69 TIME 2:05.189 DELETED TRACK LIMITS AT T 10
- CAR 26 TIME 2:06.452 DELETED TRACK LIMITS AT T 10
- CAR 20 TIME 2:07.758 DELETED TRACK LIMITS AT T 10
- CAR 33 TIME 2:11.565 DELETED TRACK LIMITS AT T 10
- CAR 17 TIME 2:05.737 DELETED TRACK LIMITS AT T 10
- CAR 133 TIME 2:07.293 DELETED TRACK LIMITS AT T 10
- CAR 27 TIME 2:04.788 DELETED TRACK LIMITS AT T 10
- CAR 99 TIME 2:05.255 DELETED TRACK LIMITS AT T 10
- CAR 65 TIME 2:07.528 DELETED TRACK LIMITS AT T 10
- CAR 20 TIME 2:06.783 DELETED TRACK LIMITS AT T 10
- CAR 911 TIME 2:05.739 DELETED TRACK LIMITS AT T 10
- CAR 38 TIME 2:10.384 DELETED TRACK LIMITS AT T 10
- CAR 17 TIME 2:04.684 DELETED TRACK LIMITS AT T 10
- CAR 10 TIME 2:09.156 DELETED TRACK LIMITS AT T 10
- CAR 1007 TIME 2:15.517 DELETED TRACK LIMITS AT T 10
- CAR 777 TIME 2:08.354 DELETED TRACK LIMITS AT T 10
- CAR 63 TIME 2:12.506 DELETED TRACK LIMITS AT T 10
- CAR 133 TIME 2:13.545 DELETED TRACK LIMITS AT T 10
- CAR 99 TIME 2:05.435 DELETED TRACK LIMITS AT T 10
- CAR 61 TIME 2:13.008 DELETED TRACK LIMITS AT T 10
- CAR 26 TIME 2:13.779 DELETED TRACK LIMITS AT T 10
- CAR 20 TIME 2:16.003 DELETED TRACK LIMITS AT T 10

Published at:.....

Track Temp: **43.3 °C** Air Temp: **29.4 °C** Humidity: **38 %** Track Status: **DRY**

**Race Director:**

Neus Santamaría Sanromà

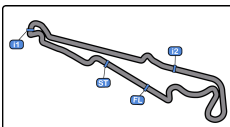
DPB-0819-ESP/CAT

**Timekeeper:**

Luis García

JOB-1605-ESP/M





**Paul Ricard**  
**International GT Open**  
**Free Practice - 1**



**Provisional Results by Category**

Paul Ricard 5.822 m.

- CAR 63 TIME 2:07.577 DELETED TRACK LIMITS AT T 7
- CAR 6 TIME 2:13.105 DELETED TRACK LIMITS AT T 7
- CAR 23 TIME 2:08.744 DELETED TRACK LIMITS AT T 7
- CAR 51 TIME 2:08.617 DELETED TRACK LIMITS AT T 7
- CAR 19 TIME 2:09.814 DELETED TRACK LIMITS AT T 7
- CAR 911 TIME 2:26.086 DELETED TRACK LIMITS AT T 10
- CAR 69 TIME 2:08.031 DELETED TRACK LIMITS AT T 10
- CAR 91 TIME 2:05.986 DELETED TRACK LIMITS AT T 10
- CAR 84 TIME 2:11.303 DELETED TRACK LIMITS AT T 7
- CAR 1007 TIME 2:22.072 DELETED TRACK LIMITS AT T 7
- CAR 69 TIME 2:06.861 DELETED TRACK LIMITS AT T 7
- CAR 51 TIME 2:07.659 DELETED TRACK LIMITS AT T 10
- CAR 63 TIME 2:06.409 DELETED TRACK LIMITS AT T 10
- CAR 133 TIME 2:10.071 DELETED TRACK LIMITS AT T 10
- CAR 20 TIME 2:06.637 DELETED TRACK LIMITS AT T 10
- CAR 23 TIME 2:05.310 DELETED TRACK LIMITS AT T 10
- CAR 99 TIME 2:08.006 DELETED TRACK LIMITS AT T 10
- CAR 911 TIME 2:06.127 DELETED TRACK LIMITS AT T 10
- CAR 33 TIME 2:10.515 DELETED TRACK LIMITS AT T 10
- CAR 51 TIME 2:07.783 DELETED TRACK LIMITS AT T 10
- CAR 63 TIME 2:07.601 DELETED TRACK LIMITS AT T 10
- CAR 23 TIME 2:06.473 DELETED TRACK LIMITS AT T 10
- CAR 911 TIME 2:06.273 DELETED TRACK LIMITS AT T 10
- CAR 69 TIME 2:08.464 DELETED TRACK LIMITS AT T 10
- CAR 5 TIME 2:18.685 DELETED TRACK LIMITS AT T 7
- CAR 33 TIME 2:10.945 DELETED TRACK LIMITS AT T 7
- CAR 17 TIME 2:05.435 DELETED TRACK LIMITS AT T 7
- CAR 23 TIME 2:10.118 DELETED TRACK LIMITS AT T 7
- CAR 69 TIME 2:06.415 DELETED TRACK LIMITS AT T 7
- CAR 84 TIME 2:09.185 DELETED TRACK LIMITS AT T 7
- CAR 38 TIME 2:17.076 DELETED TRACK LIMITS AT T 7
- CAR 786 TIME 2:08.376 DELETED TRACK LIMITS AT T 7
- CAR 10 TIME 2:08.474 DELETED TRACK LIMITS AT T 10
- CAR 63 TIME 2:06.225 DELETED TRACK LIMITS AT T 10
- CAR 99 TIME 2:09.076 DELETED TRACK LIMITS AT T 10

Published at:.....

Track Temp: **43.3 °C** Air Temp: **29.4 °C** Humidity: **38 %** Track Status: **DRY**

**Race Director:**

Neus Santamaría Sanromà

DPB-0819-ESP/CAT

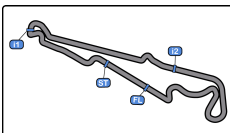
**Timekeeper:**

Luis García



JOB-1605-ESP/M





**Paul Ricard**  
**International GT Open**  
**Free Practice - 1**



**Provisional Results by Category**

Paul Ricard 5.822 m.

- CAR 63 TIME 2:09.162 DELETED TRACK LIMITS AT T 10
- CAR 51 TIME 2:11.940 DELETED TRACK LIMITS AT T 10
- CAR 19 TIME 2:09.165 DELETED TRACK LIMITS AT T 10
- CAR 66 TIME 2:11.130 DELETED TRACK LIMITS AT T 10
- CAR 911 TIME 2:07.591 DELETED TRACK LIMITS AT T 10
- CAR 69 TIME 2:09.583 DELETED TRACK LIMITS AT T 10
- CAR 777 TIME 2:06.277 DELETED TRACK LIMITS AT T 10
- CAR 10 TIME 2:07.149 DELETED TRACK LIMITS AT T 10
- CAR 17 TIME 2:04.766 DELETED TRACK LIMITS AT T 10
- CAR 63 TIME 2:09.270 DELETED TRACK LIMITS AT T 10
- CAR 51 TIME 2:06.718 DELETED TRACK LIMITS AT T 10
- CAR 19 TIME 2:07.966 DELETED TRACK LIMITS AT T 10
- CAR 69 TIME 2:06.023 DELETED TRACK LIMITS AT T 10
- CAR 84 TIME 2:08.654 DELETED TRACK LIMITS AT T 10
- CAR 71 TIME 2:09.042 DELETED TRACK LIMITS AT T 7
- CAR 5 TIME 2:18.874 DELETED TRACK LIMITS AT T 7
- CAR 66 TIME 2:09.137 DELETED TRACK LIMITS AT T 7
- CAR 23 TIME 2:28.430 DELETED TRACK LIMITS AT T 10
- CAR 17 TIME 2:05.546 DELETED TRACK LIMITS AT T 10
- CAR 33 TIME 2:10.238 DELETED TRACK LIMITS AT T 10
- CAR 51 TIME 2:07.083 DELETED TRACK LIMITS AT T 10
- CAR 63 TIME 2:06.284 DELETED TRACK LIMITS AT T 10
- CAR 19 TIME 2:07.757 DELETED TRACK LIMITS AT T 10
- CAR 23 TIME 2:03.481 DELETED TRACK LIMITS AT T 10
- CAR 23 TIME 2:03.057 DELETED TRACK LIMITS AT T 10
- CAR 65 TIME 2:04.040 DELETED TRACK LIMITS AT T 10

Published at:.....

Track Temp: **43.3 °C** Air Temp: **29.4 °C** Humidity: **38 %** Track Status: **DRY**

**Race Director:**

Neus Santamaría Sanromà

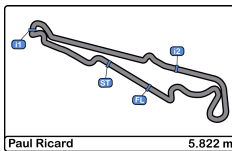
DPB-0819-ESP/CAT

**Timekeeper:**

Luis García

JOB-1605-ESP/M





**Paul Ricard**  
**International GT Open**  
**Free Practice - 1**  
**Provisional Results by Class**



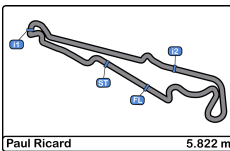
International GT Open																
Cls	N°	Entrant/Team	Nat	Driver 1	Nat	Driver 2	Nat	Vehicle	Cat	Cls	Laps	Best	Time	Gap	Interval	Km/h
1	54	CBRX by SPS	GBR	Dexter Müller	CHE	Yannick Mettler	CHE	Mercedes AMG GT3	GT3	1	23	21	2:04.071			168.9
2	84	Altitude Racing by Optimum Motorsport	GBR	Andrew Gilbert	GBR	Fran Rueda	ESP	McLaren 720S GT3	GT3	2	23	11	2:04.148	0.077	0.077	168.8
3	38	Kessel Racing	CHE	Nicolò Rosi	CHE	Niccolò Schirò	ITA	Ferrari 296 GT3	GT3	3	24	23	2:04.463	0.392	0.315	168.3
4	11	Kessel Racing	CHE	Frédéric Jousset	FRA	David Fumanelli	ITA	Ferrari 296 GT3	GT3	4	22	4	2:04.612	0.541	0.149	168.1
5	69	Optimum Motorsport	GBR	Samuel De Haan	GBR	Charlie Fagg	GBR	McLaren 720S GT3	GT3	5	20	6	2:04.804	0.733	0.192	167.9
6	17	Team Motopark	DEU	Diego Menchaca	MEX	Marcos Siebert	ARG	Mercedes AMG GT3 2020	GT3	6	21	20	2:04.815	0.744	0.011	167.9
7	51	AF Corse	ITA	Nicola Marinangeli	ITA	Riccardo Agostini	ITA	Ferrari 296 GT3	GT3	7	20	9	2:04.894	0.823	0.079	167.8
8	5	Olimp Racing	POL	Stanislaw Jedliński	POL	Krystian Korzeniowski	POL	Ferrari 488 GT3 MY 2021	GT3	8	20	6	2:05.008	0.937	0.114	167.6
9	65	Team Motopark	DEU	Heiko Neumann	DEU	Timo Rumpfkeil	DEU	Mercedes AMG GT3 2020	GT3	9	21	15	2:05.055	0.984	0.047	167.5
10	20	SPS Automotive Performance	DEU	Reece Barr	IRL	Mikaeel Pitamber	ZAF	Mercedes AMG GT3	GT3	10	22	22	2:05.125	1.054	0.070	167.5
11	8	Il Barone Rampante	ITA	Giuseppe Cipriani	ITA			Lamborghini Huracan GT3 EVO	GT3	11	18	18	2:05.230	1.159	0.105	167.3
12	27	AF Corse	ITA	Marco Pulcini	ITA	Eddie Cheever III	ITA	Ferrari 488 GT3 MY 2020	GT3	12	20	20	2:05.238	1.167	0.008	167.3
13	63	Oregon Team	ITA	Pierre Louis Chovet	FRA	Maximilian Paul	DEU	Lamborghini Huracan GT3 EVO2	GT3	13	25	10	2:05.331	1.260	0.093	167.2
14	23	Eastalent-Racing	AUT	Simon Reicher	AUT	Christopher Haase	DEU	Audi R8 LMS GT3 Evo II	GT3	14	24	13	2:05.340	1.269	0.009	167.2
15	99	Lionspeed GP	DEU	Patrick Kolb	DEU	Alfred Renauer	DEU	Porsche 991.2 GT3 R	GT3	15	23	11	2:05.363	1.292	0.023	167.1
16	19	Oregon Team	ITA	Pietro Perolini	ITA	Daan Arrow	IND	Lamborghini Huracan GT3 EVO2	GT3	16	26	5	2:05.703	1.632	0.340	166.7
17	91	Team Baron Motorsport	AUT	Ernst Kirchmayr	AUT	Philipp Baron	AUT	Ferrari 488 GT3 Evo	GT3	17	21	16	2:05.740	1.669	0.037	166.6
18	777	Olimp Racing	POL	Marcin Jedliński	POL	Karol Basz	POL	Audi R8 LMS 2018	GT3	18	19	15	2:05.796	1.725	0.056	166.6
19	61	AF Corse	ITA	Jean-Claude Saada	USA	Conrad Grunewald	USA	Ferrari 488 GT3 MY 2020	GT3*	19	21	6	2:05.950	1.879	0.154	166.4
20	88	AF Corse	ITA	Gino Forgione	CHE	Andrea Montermini	ITA	Ferrari 488 GT3 MY 2020	GT3*	20	19	9	2:05.994	1.923	0.044	166.3
21	71	AF Corse	ITA	Franck Dezoteux	FRA			Ferrari 488 GT3 MY 2020	GT3	21	19	4	2:06.183	2.112	0.189	166.1
22	911	GetSpeed	DEU	Axel Blom	FIN	Steve Jans	LUX	Mercedes AMG GT3 2023	GT3	22	24	10	2:06.224	2.153	0.041	166.0
23	6	GetSpeed	DEU	Andrés Latorre	AUS	Aaron Walker	GBR	Mercedes AMG GT3 2023	GT3	23	23	4	2:06.235	2.164	0.011	166.0
24	26	racing one	DEU	Omar Jackson	GBR	Axcil Jefferies	ZWE	Ferrari 296 GT3	GT3	24	19	8	2:06.378	2.307	0.143	165.8
25	55	AF Corse	ITA	Laurent De Meeus	BEL	Jamie Stanley	GBR	Ferrari 488 GT3 MY 2020	GT3	25	18	13	2:06.401	2.330	0.023	165.8
26	786	GetSpeed	DEU	Kiki Sak Nana	THA	Adam Osieka	DEU	Mercedes AMG GT3 2023	GT3	26	25	13	2:07.350	3.279	0.949	164.5
27	10	racing one	DEU	Stefan Aust	DEU	Jacob Schell	DEU	Ferrari 488 GT3 2020	GT3	27	23	17	2:07.664	3.593	0.314	164.1
28	007	Street-Art Racing	BEL	Jahid Fazal-Karim	FRA	Pascal Bachmann	CHE	Aston Martin GT3 AMR MY2019	GT3	28	21	9	2:07.703	3.632	0.039	164.1
29	25	AF Corse	ITA	Alessandro Cozzi	ITA	Giorgio Sernagiotto	ITA	Ferrari 296 GT3	GT3*	29	9	8	2:07.757	3.686	0.054	164.0
30	66	Greystone GT	GBR	Stewart Proctor	GBR	Lewis Proctor	GBR	McLaren 720S GT3	GT3	30	24	3	2:08.698	4.627	0.941	162.8
31	33	Bonaldi Motorsport	ITA	Miloš Pavlović	SRB	Sanporn Jao-Javanil	THA	Lamborghini Huracan GT3 EVO2	GT3	31	20	15	2:08.845	4.774	0.147	162.6
32	133	Kessel Racing	CHE	Murat Ruhi Cuhadaroglu	TUR	Emanuele Maria Tabacchi	ITA	Ferrari 488 GT3 Evo	GT3	32	18	15	2:09.208	5.137	0.363	162.2

Published at:.....

Track Temp: 43.3 °C Air Temp: 29.4 °C Humidity: 38 % Track Status: DRY

<b>Race Director:</b>	Neus Santamaría Sanromá DPB-0819-ESP/CAT	<b>Timekeeper:</b>	Luis García JOB-1605-ESP/M
-----------------------	---	--------------------	-------------------------------





**Paul Ricard**  
**International GT Open**  
**Free Practice - 1**  
**Provisional Results by Class**



Paul Ricard 5.822 m.

**\* PENALTIES**

- CAR 19 TIME 2:07.752 DELETED TRACK LIMITS AT T 7
- CAR 84 TIME 2:06.405 DELETED TRACK LIMITS AT T10
- CAR 38 TIME 2:08.901 DELETED TRACK LIMITS AT T 10
- CAR 88 TIME 2:28.240 DELETED TRACK LIMITS AT T 7
- CAR 6 TIME 2:29.924 DELETED TRACK LIMITS AT T 10
- CAR 63 TIME 2:07.569 DELETED TRACK LIMITS AT T 10
- CAR 10 TIME 2:12.763 DELETED TRACK LIMITS AT T 10
- CAR 777 TIME 2:04.741 DELETED TRACK LIMITS AT T 7
- CAR 54 TIME 2:06.902 DELETED TRACK LIMITS AT T 10
- CAR 19 TIME 2:06.576 DELETED TRACK LIMITS AT T 10
- CAR 25 TIME 2:09.095 DELETED TRACK LIMITS AT T 10
- CAR 63 TIME 2:06.514 DELETED TRACK LIMITS AT T 10
- CAR 20 TIME 2:17.672 DELETED TRACK LIMITS AT T 10
- CAR 786 TIME 2:27.339 DELETED TRACK LIMITS AT T 7
- CAR 6 TIME 2:07.511 DELETED TRACK LIMITS AT T 7
- CAR 88 TIME 2:12.626 DELETED TRACK LIMITS AT T 7
- CAR 777 TIME 2:04.960 DELETED TRACK LIMITS AT T 7
- CAR 54 TIME 2:07.987 DELETED TRACK LIMITS AT T 7
- CAR 99 TIME 2:33.155 DELETED TRACK LIMITS AT T 7
- CAR 38 TIME 2:08.179 DELETED TRACK LIMITS AT T 7
- CAR 20 TIME 2:22.778 DELETED TRACK LIMITS AT T 7
- CAR 911 TIME 2:07.265 DELETED TRACK LIMITS AT T 7
- CAR 777 TIME 2:04.169 DELETED TRACK LIMITS AT T 7
- CAR 88 TIME 2:08.017 DELETED TRACK LIMITS AT T 7
- CAR 54 TIME 2:05.862 DELETED TRACK LIMITS AT T 7
- CAR 10 TIME 2:10.174 DELETED TRACK LIMITS AT T 10
- CAR 26 TIME 2:06.996 DELETED TRACK LIMITS AT T 10
- CAR 23 TIME 2:12.063 DELETED TRACK LIMITS AT T 10
- CAR 66 TIME 2:09.391 DELETED TRACK LIMITS AT T 10
- CAR 61 TIME 2:06.439 DELETED TRACK LIMITS AT T 10
- CAR 19 TIME 2:06.965 DELETED TRACK LIMITS AT T 10
- CAR 55 TIME 2:10.217 DELETED TRACK LIMITS AT T 10
- CAR 27 TIME 2:05.966 DELETED TRACK LIMITS AT T 10
- CAR 11 TIME 2:05.512 DELETED TRACK LIMITS AT T 10

Published at:.....

Track Temp: **43.3 °C** Air Temp: **29.4 °C** Humidity: **38 %** Track Status: **DRY**

**Race Director:**

Neus Santamaria Sanromà

DPB-0819-ESP/CAT

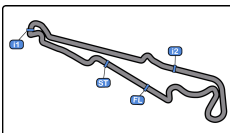
**Timekeeper:**

Luis Garcia

JOB-1605-ESP/M







**Paul Ricard**  
**International GT Open**  
**Free Practice - 1**



Paul Ricard 5.822 m.

**Provisional Results by Class**

- CAR 27 TIME 2:05.661 DELETED TRACK LIMITS AT T 10
- CAR 6 TIME 2:05.874 DELETED TRACK LIMITS AT T 10
- CAR 777 TIME 2:05.885 DELETED TRACK LIMITS AT T 10
- CAR 23 TIME 2:06.240 DELETED TRACK LIMITS AT T 10
- CAR 19 TIME 2:08.062 DELETED TRACK LIMITS AT T 10
- CAR 6 TIME 2:05.377 DELETED TRACK LIMITS AT T 10
- CAR 911 TIME 2:06.342 DELETED TRACK LIMITS AT T 10
- CAR 777 TIME 2:04.344 DELETED TRACK LIMITS AT T 10
- CAR 23 TIME 2:06.387 DELETED TRACK LIMITS AT T 10
- CAR 19 TIME 2:06.193 DELETED TRACK LIMITS AT T 10
- CAR 6 TIME 2:04.987 DELETED TRACK LIMITS AT T 10
- CAR 911 TIME 2:06.635 DELETED TRACK LIMITS AT T 10
- CAR 25 TIME 2:08.271 DELETED TRACK LIMITS AT T 7
- CAR 17 TIME 2:08.629 DELETED TRACK LIMITS AT T 7
- CAR 91 TIME 2:11.511 DELETED TRACK LIMITS AT T 7
- CAR 8 TIME 2:08.855 DELETED TRACK LIMITS AT T 7
- CAR 69 TIME 2:04.510 DELETED TRACK LIMITS AT T 10
- CAR 25 TIME 2:09.505 DELETED TRACK LIMITS AT T 10
- CAR 17 TIME 2:04.678 DELETED TRACK LIMITS AT T 7
- CAR 23 TIME 2:06.063 DELETED TRACK LIMITS AT T 7
- CAR 99 TIME 2:07.353 DELETED TRACK LIMITS AT T 10
- CAR 777 TIME 3:12.766 DELETED TRACK LIMITS AT T 7
- CAR 8 TIME 2:07.048 DELETED TRACK LIMITS AT T 7
- CAR 91 TIME 2:18.465 DELETED TRACK LIMITS AT T 7
- CAR 27 TIME 2:22.692 DELETED TRACK LIMITS AT T 7
- CAR 10 TIME 2:15.207 DELETED TRACK LIMITS AT T 7
- CAR 786 TIME 2:09.003 DELETED TRACK LIMITS AT T 10
- CAR 38 TIME 2:05.990 DELETED TRACK LIMITS AT T 10
- CAR 38 TIME 2:05.990 DELETED TRACK LIMITS AT T 10
- CAR 10 TIME 2:08.113 DELETED TRACK LIMITS AT T 10
- CAR 99 TIME 2:05.873 DELETED TRACK LIMITS AT T 10
- CAR 786 TIME 2:08.472 DELETED TRACK LIMITS AT T 10
- CAR 66 TIME 2:06.135 DELETED TRACK LIMITS AT T 10
- CAR 786 TIME 2:11.052 DELETED TRACK LIMITS AT T 10
- CAR 133 TIME 2:07.201 DELETED TRACK LIMITS AT T10

Published at:.....

Track Temp: **43.3 °C** Air Temp: **29.4 °C** Humidity: **38 %** Track Status: **DRY**

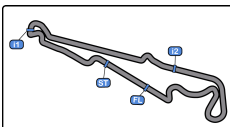
**Race Director:** Neus Santamaría Sanromà

DPB-0819-ESP/CAT

**Timekeeper:** Luis García

JOB-1605-ESP/M





**Paul Ricard**  
**International GT Open**  
**Free Practice - 1**



Paul Ricard 5.822 m

**Provisional Results by Class**

- CAR 71 TIME 2:07.951 DELETED TRACK LIMITS AT T 10
- CAR 33 TIME 2:14.280 DELETED TRACK LIMITS AT T 10
- CAR 23 TIME 2:26.282 DELETED TRACK LIMITS AT T 10
- CAR 19 TIME 2:08.485 DELETED TRACK LIMITS AT T 10
- CAR 51 TIME 2:06.095 DELETED TRACK LIMITS AT T 10
- CAR 911 TIME 2:23.193 DELETED TRACK LIMITS AT T 10
- CAR 11 TIME 2:04.850 DELETED TRACK LIMITS AT T 10
- CAR 786 TIME 2:07.348 DELETED TRACK LIMITS AT T 10
- CAR 133 TIME 2:06.816 DELETED TRACK LIMITS AT T 10
- CAR 27 TIME 2:04.982 DELETED TRACK LIMITS AT T 10
- CAR 69 TIME 2:27.569 DELETED TRACK LIMITS AT T 10
- CAR 23 TIME 2:06.291 DELETED TRACK LIMITS AT T 10
- CAR 20 TIME 2:07.985 DELETED TRACK LIMITS AT T 10
- CAR 11 TIME 2:05.553 DELETED TRACK LIMITS AT T 10
- CAR 63 TIME 2:12.807 DELETED TRACK LIMITS AT T 10
- CAR 786 TIME 2:18.100 DELETED TRACK LIMITS AT T 10
- CAR 133 TIME 2:07.628 DELETED TRACK LIMITS AT T 10
- CAR 27 TIME 2:08.878 DELETED TRACK LIMITS AT T 10
- CAR 99 TIME 2:22.919 DELETED TRACK LIMITS AT T 10
- CAR 69 TIME 2:04.812 DELETED TRACK LIMITS AT T 10
- CAR 23 TIME 2:05.504 DELETED TRACK LIMITS AT T 10
- CAR 26 TIME 2:07.931 DELETED TRACK LIMITS AT T 10
- CAR 19 TIME 2:05.977 DELETED TRACK LIMITS AT T 10
- CAR 8 TIME 2:25.830 DELETED TRACK LIMITS AT T 10
- CAR 911 TIME 2:07.844 DELETED TRACK LIMITS AT T 10
- CAR 33 TIME 2:11.697 DELETED TRACK LIMITS AT T 10
- CAR 11 TIME 2:12.216 DELETED TRACK LIMITS AT T 10
- CAR 88 TIME 2:06.202 DELETED TRACK LIMITS AT T 10
- CAR 54 TIME 2:12.876 DELETED TRACK LIMITS AT T 10
- CAR 786 TIME 2:07.749 DELETED TRACK LIMITS AT T 10
- CAR 91 TIME 2:25.925 DELETED TRACK LIMITS AT T 10
- CAR 133 TIME 2:06.504 DELETED TRACK LIMITS AT T 10
- CAR 27 TIME 2:04.789 DELETED TRACK LIMITS AT T 10
- CAR 8 TIME 2:07.150 DELETED TRACK LIMITS AT T 10
- CAR 911 TIME 2:06.283 DELETED TRACK LIMITS AT T 7

Published at:.....

Track Temp: **43.3 °C** Air Temp: **29.4 °C** Humidity: **38 %** Track Status: **DRY**

**Race Director:**

Neus Santamaría Sanromà

DPB-0819-ESP/CAT

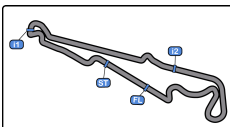
**Timekeeper:**

Luis García



JOB-1605-ESP/M





**Paul Ricard**  
**International GT Open**  
**Free Practice - 1**



**Provisional Results by Class**

Paul Ricard 5.822 m

- CAR 5 TIME 2:21.745 DELETED TRACK LIMITS AT T 7
- CAR 8 TIME 2:06.494 DELETED TRACK LIMITS AT T 7
- CAR 786 TIME 2:05.626 DELETED TRACK LIMITS AT T 7
- CAR 65 TIME 2:07.073 DELETED TRACK LIMITS AT T 7
- CAR 8 TIME 2:10.861 DELETED TRACK LIMITS AT T 7
- CAR 69 TIME 2:05.189 DELETED TRACK LIMITS AT T 10
- CAR 26 TIME 2:06.452 DELETED TRACK LIMITS AT T 10
- CAR 20 TIME 2:07.758 DELETED TRACK LIMITS AT T 10
- CAR 33 TIME 2:11.565 DELETED TRACK LIMITS AT T 10
- CAR 17 TIME 2:05.737 DELETED TRACK LIMITS AT T 10
- CAR 133 TIME 2:07.293 DELETED TRACK LIMITS AT T 10
- CAR 27 TIME 2:04.788 DELETED TRACK LIMITS AT T 10
- CAR 99 TIME 2:05.255 DELETED TRACK LIMITS AT T 10
- CAR 65 TIME 2:07.528 DELETED TRACK LIMITS AT T 10
- CAR 20 TIME 2:06.783 DELETED TRACK LIMITS AT T 10
- CAR 911 TIME 2:05.739 DELETED TRACK LIMITS AT T 10
- CAR 38 TIME 2:10.384 DELETED TRACK LIMITS AT T 10
- CAR 17 TIME 2:04.684 DELETED TRACK LIMITS AT T 10
- CAR 10 TIME 2:09.156 DELETED TRACK LIMITS AT T 10
- CAR 1007 TIME 2:15.517 DELETED TRACK LIMITS AT T 10
- CAR 777 TIME 2:08.354 DELETED TRACK LIMITS AT T 10
- CAR 63 TIME 2:12.506 DELETED TRACK LIMITS AT T 10
- CAR 133 TIME 2:13.545 DELETED TRACK LIMITS AT T 10
- CAR 99 TIME 2:05.435 DELETED TRACK LIMITS AT T 10
- CAR 61 TIME 2:13.008 DELETED TRACK LIMITS AT T 10
- CAR 26 TIME 2:13.779 DELETED TRACK LIMITS AT T 10
- CAR 20 TIME 2:16.003 DELETED TRACK LIMITS AT T 10
- CAR 63 TIME 2:07.577 DELETED TRACK LIMITS AT T 7
- CAR 6 TIME 2:13.105 DELETED TRACK LIMITS AT T 7
- CAR 23 TIME 2:08.744 DELETED TRACK LIMITS AT T 7
- CAR 51 TIME 2:08.617 DELETED TRACK LIMITS AT T 7
- CAR 19 TIME 2:09.814 DELETED TRACK LIMITS AT T 7
- CAR 911 TIME 2:26.086 DELETED TRACK LIMITS AT T 10
- CAR 69 TIME 2:08.031 DELETED TRACK LIMITS AT T 10
- CAR 91 TIME 2:05.986 DELETED TRACK LIMITS AT T 10

Published at:.....

Track Temp: **43.3 °C** Air Temp: **29.4 °C** Humidity: **38 %** Track Status: **DRY**

**Race Director:**

Neus Santamaria Sanromà

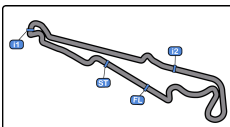
DPB-0819-ESP/CAT

**Timekeeper:**

Luis Garcia

JOB-1605-ESP/M





**Paul Ricard**  
**International GT Open**  
**Free Practice - 1**



Paul Ricard 5.822 m

**Provisional Results by Class**

- CAR 84 TIME 2:11.303 DELETED TRACK LIMITS AT T 7
- CAR 1007 TIME 2:22.072 DELETED TRACK LIMITS AT T 7
- CAR 69 TIME 2:06.861 DELETED TRACK LIMITS AT T 7
- CAR 51 TIME 2:07.659 DELETED TRACK LIMITS AT T 10
- CAR 63 TIME 2:06.409 DELETED TRACK LIMITS AT T 10
- CAR 133 TIME 2:10.071 DELETED TRACK LIMITS AT T 10
- CAR 20 TIME 2:06.637 DELETED TRACK LIMITS AT T 10
- CAR 23 TIME 2:05.310 DELETED TRACK LIMITS AT T 10
- CAR 99 TIME 2:08.006 DELETED TRACK LIMITS AT T 10
- CAR 911 TIME 2:06.127 DELETED TRACK LIMITS AT T 10
- CAR 33 TIME 2:10.515 DELETED TRACK LIMITS AT T 10
- CAR 51 TIME 2:07.783 DELETED TRACK LIMITS AT T 10
- CAR 63 TIME 2:07.601 DELETED TRACK LIMITS AT T 10
- CAR 23 TIME 2:06.473 DELETED TRACK LIMITS AT T 10
- CAR 911 TIME 2:06.273 DELETED TRACK LIMITS AT T 10
- CAR 69 TIME 2:08.464 DELETED TRACK LIMITS AT T 10
- CAR 5 TIME 2:18.685 DELETED TRACK LIMITS AT T 7
- CAR 33 TIME 2:10.945 DELETED TRACK LIMITS AT T 7
- CAR 17 TIME 2:05.435 DELETED TRACK LIMITS AT T 7
- CAR 23 TIME 2:10.118 DELETED TRACK LIMITS AT T 7
- CAR 69 TIME 2:06.415 DELETED TRACK LIMITS AT T 7
- CAR 84 TIME 2:09.185 DELETED TRACK LIMITS AT T 7
- CAR 38 TIME 2:17.076 DELETED TRACK LIMITS AT T 7
- CAR 786 TIME 2:08.376 DELETED TRACK LIMITS AT T 7
- CAR 10 TIME 2:08.474 DELETED TRACK LIMITS AT T 10
- CAR 63 TIME 2:06.225 DELETED TRACK LIMITS AT T 10
- CAR 99 TIME 2:09.076 DELETED TRACK LIMITS AT T 10
- CAR 63 TIME 2:09.162 DELETED TRACK LIMITS AT T 10
- CAR 51 TIME 2:11.940 DELETED TRACK LIMITS AT T 10
- CAR 19 TIME 2:09.165 DELETED TRACK LIMITS AT T 10
- CAR 66 TIME 2:11.130 DELETED TRACK LIMITS AT T 10
- CAR 911 TIME 2:07.591 DELETED TRACK LIMITS AT T 10
- CAR 69 TIME 2:09.583 DELETED TRACK LIMITS AT T 10
- CAR 777 TIME 2:06.277 DELETED TRACK LIMITS AT T 10
- CAR 10 TIME 2:07.149 DELETED TRACK LIMITS AT T 10

Published at:.....

Track Temp: **43.3 °C** Air Temp: **29.4 °C** Humidity: **38 %** Track Status: **DRY**

**Race Director:**

Neus Santamaría Sanromà

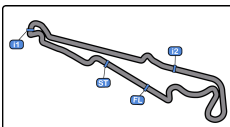
DPB-0819-ESP/CAT

**Timekeeper:**

Luis García

JOB-1605-ESP/M





**Paul Ricard**  
**International GT Open**  
**Free Practice - 1**



Paul Ricard 5.822 m

**Provisional Results by Class**

- CAR 17 TIME 2:04.766 DELETED TRACK LIMITS AT T 10
- CAR 63 TIME 2:09.270 DELETED TRACK LIMITS AT T 10
- CAR 51 TIME 2:06.718 DELETED TRACK LIMITS AT T 10
- CAR 19 TIME 2:07.966 DELETED TRACK LIMITS AT T 10
- CAR 69 TIME 2:06.023 DELETED TRACK LIMITS AT T 10
- CAR 84 TIME 2:08.654 DELETED TRACK LIMITS AT T 10
- CAR 71 TIME 2:09.042 DELETED TRACK LIMITS AT T 7
- CAR 5 TIME 2:18.874 DELETED TRACK LIMITS AT T 7
- CAR 66 TIME 2:09.137 DELETED TRACK LIMITS AT T 7
- CAR 23 TIME 2:28.430 DELETED TRACK LIMITS AT T 10
- CAR 17 TIME 2:05.546 DELETED TRACK LIMITS AT T 10
- CAR 33 TIME 2:10.238 DELETED TRACK LIMITS AT T 10
- CAR 51 TIME 2:07.083 DELETED TRACK LIMITS AT T 10
- CAR 63 TIME 2:06.284 DELETED TRACK LIMITS AT T 10
- CAR 19 TIME 2:07.757 DELETED TRACK LIMITS AT T 10
- CAR 23 TIME 2:03.481 DELETED TRACK LIMITS AT T 10
- CAR 23 TIME 2:03.057 DELETED TRACK LIMITS AT T 10
- CAR 65 TIME 2:04.040 DELETED TRACK LIMITS AT T 10

Published at:.....

Track Temp: **43.3 °C** Air Temp: **29.4 °C** Humidity: **38 %** Track Status: **DRY**

**Race Director:**

Neus Santamaría Sanromà

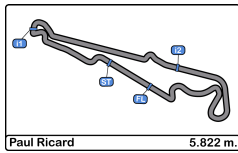
DPB-0819-ESP/CAT

**Timekeeper:**

Luis García

JOB-1605-ESP/M





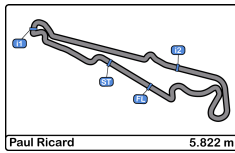
**Paul Ricard**  
**International GT Open**  
**Free Practice - 1**  
**Lap Analysis**



5 Stanislaw Jedliński Ferrari 488 GT3 MY 2021							8 Giuseppe Cipriani Lamborghini Huracan GT3 EVO								
AM Krystian Korzeniewski			Olimp Racing				AM			Il Barone Rampante					
Lap	D	Time	Sector 1	Sector 2	Sector 3	T. Spd	Elapsed	Lap	D	Time	Sector 1	Sector 2	Sector 3	T. Spd	Elapsed
1		10:34:52.677	10:33:19.286	39.205	54.186	144.5	10:34:52.677	1		10:34:21.159 P			10:34:21.159		10:34:21.159
2		2:07.341	34.805	38.167	54.369	236.8	10:37:00.018	2		2:35.044	54.866	41.485	58.693	99.1	10:36:56.203
3		2:06.586	35.216	38.049	53.321	237.8	10:39:06.604	3		2:31.344	54.479	40.048	56.817	237.8	10:39:27.547
4		2:05.421	34.474	37.914	53.033	237.8	10:41:12.025	4		2:12.159	36.531	40.148	55.480	237.8	10:41:39.706
5		2:06.077	34.324	38.006	53.747	238.4	10:43:18.102	5		2:09.481	35.330	39.005	55.146	239.4	10:43:49.187
6		2:05.008	34.193	37.752	53.063	238.9	10:45:23.110	6		2:08.855	35.469	38.740	54.646	240.0	10:45:58.042
7		2:11.156 P	34.023	37.769	59.364	238.9	10:47:34.266	7		2:07.185	34.693	38.360	54.132	238.4	10:48:05.227
8		6:32.497	4:49.779	42.230	1:00.488	64.5	10:54:06.763	8		2:07.048	34.846	38.076	54.126	238.4	10:50:12.275
9		2:22.763	37.884	44.293	1:00.586	236.3	10:56:29.526	9		5:32.316 P	34.797	38.235	4:19.284	237.3	10:55:44.591
10		2:24.929	39.279	44.655	1:00.995	232.2	10:58:54.455	10		2:25.830	52.519	38.933	54.378	115.0	10:58:10.421
11		2:21.745	38.649	43.064	1:00.032	233.7	11:01:16.200	11		2:07.150	35.047	38.336	53.767	237.3	11:00:17.571
12		2:25.968	39.319	43.187	1:03.462	234.2	11:03:42.168	12		2:06.494	34.558	38.379	53.557	237.8	11:02:24.065
13		2:44.906 P	38.759	42.044	1:24.103	232.2	11:06:27.074	13		2:40.864	35.057	38.623	57.181	237.8	11:04:34.926
14		9:24.233	7:44.425	40.706	59.102	94.6	11:15:51.307	14		12:19.683 P	39.389	1:20.098	10:20.196	227.8	11:16:54.609
15		2:18.685	38.653	41.679	58.353	229.7	11:18:09.992	15		4:51.208 P	53.914	40.272	3:17.022	101.6	11:21:45.817
16		2:21.862	38.199	42.279	1:01.384	232.7	11:20:31.854	16		2:22.750	50.381	38.585	53.784	149.1	11:24:08.567
17		2:21.083	38.783	41.774	1:00.526	233.2	11:22:52.937	17		2:06.065	34.478	38.051	53.536	237.8	11:26:14.632
18		2:26.281	38.843	43.276	1:04.162	216.0	11:25:19.218	18		2:05.230	34.390	37.685	53.155	238.4	11:28:19.862
19		2:18.874	38.860	42.115	57.899	232.2	11:27:38.092	19			34.499	38.042			238.9
20		2:37.530 P	39.320	42.288	1:15.922	234.7	11:30:15.622								

6 Andrés Latorre Mercedes AMG GT3 2023							10 Stefan Aust Ferrari 488 GT3 2020								
PROAM Aaron Walker			GetSpeed				AM Jacob Schell			racing one					
Lap	D	Time	Sector 1	Sector 2	Sector 3	T. Spd	Elapsed	Lap	D	Time	Sector 1	Sector 2	Sector 3	T. Spd	Elapsed
1		10:33:11.710 P			10:33:11.710		10:33:11.710	1		10:33:59.191	10:32:18.140	42.173	58.878	144.5	10:33:59.191
2		2:29.924	53.359	39.376	57.189	146.7	10:35:41.634	2		2:42.763	36.469	39.771	56.523	237.8	10:36:11.954
3		2:07.511	34.918	38.170	54.423	234.7	10:37:49.145	3		2:40.174	35.639	39.026	55.509	238.9	10:38:22.128
4		2:06.235	34.415	38.117	53.703	237.3	10:39:55.380	4		2:09.019	35.475	38.477	55.067	241.0	10:40:31.147
5		2:06.874	34.499	37.983	53.392	237.8	10:42:01.254	5		2:16.318	36.706	43.015	56.597	242.1	10:42:47.465
6		2:06.377	34.090	37.745	53.542	238.4	10:44:06.631	6		2:11.876	35.699	39.629	56.548	240.5	10:44:59.341
7		2:04.987	34.033	37.726	53.228	238.9	10:46:11.618	7		2:08.417	35.176	38.454	54.787	242.1	10:47:07.758
8		9:28.267 P	34.909	38.504	8:14.854	239.4	10:55:39.885	8		2:08.113	34.970	38.446	54.697	242.6	10:49:15.871
9		2:39.493	58.651	42.311	58.531	130.9	10:58:19.378	9		2:45.207 P	35.064	38.723	1:01.420	241.0	10:51:31.078
10		2:16.465	37.776	41.672	57.017	234.2	11:00:35.843	10		5:02.689	3:26.723	39.628	56.338	141.3	10:56:33.767
11		2:15.552	37.774	41.324	56.454	233.2	11:02:51.395	11		2:09.878	35.791	39.109	54.978	240.0	10:58:43.645
12		2:14.355	37.192	40.290	56.873	233.7	11:05:05.750	12		2:11.781	36.524	38.653	56.604	239.4	11:00:55.426
13		3:04.042 P	40.194	55.657	1:28.191	183.6	11:08:09.792	13		2:09.156	36.049	38.411	54.696	238.9	11:03:04.582
14		4:24.823	2:43.388	40.286	1:01.149	139.1	11:12:34.615	14		2:19.022 P	35.557	38.432	1:05.033	240.0	11:05:23.604
15		2:43.105	37.535	39.899	55.671	234.7	11:14:47.720	15		8:17.277	6:41.809	39.966	55.502	144.1	11:13:40.881
16		2:12.126	36.857	39.294	55.975	236.3	11:16:59.846	16		2:09.945	35.126	38.658	56.161	238.4	11:15:50.826
17		2:10.806	36.205	39.408	55.193	237.3	11:19:10.652	17		2:07.664	34.988	38.359	54.317	238.4	11:17:58.490
18		2:10.055	35.973	39.103	54.979	237.3	11:21:20.707	18		2:08.474	35.539	38.611	54.324	239.4	11:20:06.964
19		2:09.636	35.731	39.101	54.804	237.8	11:23:30.343	19		2:07.834	34.828	38.628	54.378	239.4	11:22:14.798
20		2:09.717	35.972	39.091	54.654	237.3	11:25:40.060	20		2:07.149	34.525	38.079	54.545	239.4	11:24:21.947
21		2:09.799	35.719	39.614	54.466	237.8	11:27:49.859	21		2:18.000	34.813	47.608	55.579	239.4	11:26:39.947
22		2:09.635	35.803	39.103	54.729	238.4	11:29:59.494	22		2:11.206	36.513	40.007	54.686	239.4	11:28:51.153
23		2:08.853	35.599	38.708	54.546	238.4	11:32:08.347	23		2:12.900 P	34.512	38.057	1:00.331	240.0	11:31:04.053
24			39.339	42.816			236.8								





**Paul Ricard**  
**International GT Open**  
**Free Practice - 1**  
**Lap Analysis**



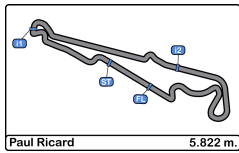
<b>11</b>	Frédéric Jousset	Ferrari 296 GT3	<b>19</b>	Pietro Perolini	Lamborghini Huracan GT3 EVO2
PROAM	David Fumanelli	Kessel Racing	PRO	Daan Arrow	Oregon Team

Lap	D	Time	Sector 1	Sector 2	Sector 3	T. Spd	Elapsed	Lap	D	Time	Sector 1	Sector 2	Sector 3	T. Spd	Elapsed
1		10:37:04.665	10:35:30.501	39.937	54.227	120.1	10:37:04.665	1		10:33:08.321	10:31:30.865	39.029	58.427	144.1	10:33:08.321
2		2:08.662	35.879	38.974	53.809	240.0	10:39:13.327	2		<del>2:07.752</del>	34.706	38.483	54.563	237.3	10:35:16.073
3		<del>2:05.542</del>	34.307	37.971	53.234	239.4	10:41:18.839	3		<del>2:06.576</del>	34.781	38.104	53.691	237.8	10:37:22.649
4		2:04.612	33.972	37.640	53.000	239.4	10:43:23.451	4		<del>2:06.965</del>	34.748	38.361	53.856	238.9	10:39:29.614
5		2:04.857	33.889	37.889	53.079	240.5	10:45:28.308	5		2:05.703	33.242	38.469	53.992	238.4	10:41:35.317
6		2:13.767 P	34.034	37.845	1:01.888	241.6	10:47:42.075	6		<del>2:08.062</del>	35.479	38.409	54.174	237.8	10:43:43.379
7		4:54.289	3:21.903	37.820	54.566	144.1	10:52:36.364	7		<del>2:06.493</del>	34.318	38.201	53.674	237.8	10:45:49.572
8		<del>2:04.850</del>	34.030	37.708	53.112	237.3	10:54:41.214	8		2:12.112 P	34.539	38.048	59.525	237.8	10:48:01.684
9		<del>2:05.553</del>	33.992	37.784	53.777	237.8	10:56:46.767	9		3:43.087	2:11.094	38.166	53.827	147.5	10:51:44.771
10		<del>2:12.246</del> P	33.832	37.637	1:00.747	238.4	10:58:58.983	10		<del>2:08.485</del>	35.450	38.302	54.733	238.9	10:53:53.256
11		7:41.589 P	3:23.155	39.756	3:38.678	142.2	11:06:40.572	11		2:06.058	34.318	38.269	53.471	238.4	10:55:59.314
12		5:52.192	4:15.694	39.632	56.866	147.7	11:12:32.764	12		<del>2:05.977</del>	34.400	38.051	53.526	237.3	10:58:05.291
13		2:13.510	36.920	39.383	57.207	236.3	11:14:46.274	13		2:06.681	34.566	38.400	53.715	237.8	11:00:11.972
14		2:11.251	36.579	39.098	55.574	237.3	11:16:57.525	14		2:12.446 P	34.413	38.744	59.289	236.8	11:02:24.418
15		2:09.800	36.168	38.612	55.020	237.8	11:19:07.325	15		4:07.995 P	2:01.842	39.494	1:26.659	146.1	11:06:32.413
16		2:11.169	35.550	39.790	55.829	238.9	11:21:18.494	16		5:49.826	4:14.260	40.080	55.486	144.9	11:12:22.239
17		2:09.556	35.541	39.053	54.962	236.8	11:23:28.050	17		<del>2:09.844</del>	36.239	39.330	54.245	230.7	11:14:32.053
18		2:09.035	35.328	38.907	54.800	237.3	11:25:37.085	18		2:07.475	35.170	38.119	54.186	236.3	11:16:39.528
19		2:08.746	35.350	38.304	55.092	238.9	11:27:45.831	19		2:07.424	34.924	38.409	54.091	237.3	11:18:46.952
20		2:11.590	35.924	38.576	57.090	238.9	11:29:57.421	20		2:07.627	34.858	38.451	54.318	237.8	11:20:54.579
21		2:09.380	35.572	38.499	55.309	237.8	11:32:06.801	21		<del>2:09.465</del>	35.139	38.809	55.217	235.8	11:23:03.744
22		2:25.020 P	35.586	39.435	1:09.999	236.8	11:34:31.821	22		<del>2:07.966</del>	35.017	38.368	54.581	237.3	11:25:11.710

<b>17</b>	Diego Menchaca	Mercedes AMG GT3 2020	<b>20</b>	Reece Barr	Mercedes AMG GT3
PRO	Marcos Siebert	Team Motopark	PRO	Mikaeel Pitamber	SPS Automotive Performance

Lap	D	Time	Sector 1	Sector 2	Sector 3	T. Spd	Elapsed	Lap	D	Time	Sector 1	Sector 2	Sector 3	T. Spd	Elapsed
1		10:36:20.528	10:34:47.712	38.421	54.395	148.9	10:36:20.528	1		10:35:37.814	10:33:56.614	43.800	57.400	145.9	10:35:37.814
2		2:06.678	35.011	38.037	53.630	238.4	10:38:27.206	2		<del>2:17.672</del>	38.197	41.433	58.042	236.3	10:37:55.486
3		2:05.488	34.546	37.649	53.293	241.0	10:40:32.694	3		<del>2:22.778</del>	35.735	38.977	1:08.066	238.9	10:40:18.264
4		2:08.093	34.470	37.891	55.732	240.5	10:42:40.787	4		2:13.382	36.493	38.733	58.156	237.8	10:42:31.646
5		<del>2:08.629</del>	35.485	38.762	54.382	241.6	10:44:49.416	5		4:36.083 P	39.526	50.624	3:05.933	217.3	10:47:07.729
6		<del>2:04.678</del>	34.210	37.648	52.820	240.5	10:46:54.094	6		2:35.157	57.577	41.584	55.996	149.1	10:49:42.886
7		2:10.339 P	33.971	36.653	59.715	238.9	10:49:04.433	7		2:09.538	35.813	39.094	54.631	238.4	10:51:52.424
8		7:35.161	6:03.431	38.468	53.262	147.1	10:56:39.594	8		2:08.885	35.185	38.783	54.917	238.4	10:54:01.309
9		2:05.103	33.925	38.061	53.117	238.4	10:58:44.697	9		<del>2:07.985</del>	34.798	38.023	55.164	238.9	10:56:09.294
10		<del>2:05.737</del>	35.113	37.742	52.882	241.0	11:00:50.434	10		2:07.746	35.497	37.939	54.310	237.8	10:58:17.040
11		<del>2:04.684</del>	34.187	37.662	52.835	238.9	11:02:55.118	11		<del>2:07.758</del>	35.576	38.144	54.038	238.9	11:00:24.798
12		2:09.667	37.337	38.178	54.152	239.4	11:05:04.785	12		<del>2:06.783</del>	35.017	38.175	53.591	238.4	11:02:31.581
13		3:02.807 P	39.377	56.767	1:26.663	190.4	11:08:07.592	13		<del>2:16.003</del> P	34.975	38.240	1:02.788	238.4	11:04:47.584
14		<del>7:21.370</del> P	5:42.962	38.379	1:00.029	150.0	11:15:28.962	14		7:52.533	6:17.150	38.752	56.631	143.0	11:12:40.117
15		<del>3:12.414</del>	1:40.251	38.329	53.834	150.8	11:18:41.376	15		2:07.737	34.854	37.948	54.935	239.4	11:14:47.854
16		<del>2:05.435</del>	34.141	37.991	53.303	238.4	11:20:46.811	16		<del>2:06.637</del>	35.405	38.028	53.204	241.6	11:16:54.491
17		2:05.912	34.196	37.923	53.793	236.8	11:22:52.723	17		2:06.777	35.245	38.324	53.208	240.5	11:19:01.268
18		<del>2:04.766</del>	33.933	37.791	53.042	237.8	11:24:57.489	18		2:05.834	34.493	37.655	53.686	241.0	11:21:07.102
19		<del>2:05.546</del>	34.626	37.880	53.040	238.9	11:27:03.035	19		2:13.961 P	34.293	37.727	1:01.941	238.9	11:23:21.063
20		2:04.815	34.061	37.794	52.960	240.0	11:29:07.850	20		3:50.581	2:14.609	41.557	54.415	111.6	11:27:11.644
21		2:20.259 P	35.126	38.886	1:06.247	240.5	11:31:28.109	21		2:05.856	34.090	37.669	54.097	241.0	11:29:17.500
22								22		2:05.125	34.251	37.929	52.945	241.0	11:31:22.625
23								23			36.362	37.940			207.2





**Paul Ricard**  
**International GT Open**  
**Free Practice - 1**  
**Lap Analysis**

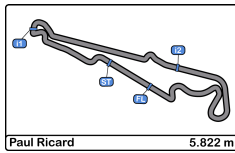


**23** Simon Reicher Audi R8 LMS GT3 Evo II **26** Omar Jackson Ferrari 296 GT3  
 PRO Christopher Haase Eastalent-Racing PROAM Axcil Jefferies racing one

Lap	D	Time	Sector 1	Sector 2	Sector 3	T. Spd	Elapsed	Lap	D	Time	Sector 1	Sector 2	Sector 3	T. Spd	Elapsed
1		10:34:09.216 P	10:31:09.928	47.511	2:11.777	124.1	10:34:09.216	1		10:34:26.654	10:32:52.375	39.156	55.123	138.4	10:34:26.654
2		2:30.670	53.958	40.059	56.653	148.5	10:36:39.886	2		2:08.321	35.559	38.565	54.197	234.7	10:36:34.975
3		<del>2:42.063</del>	36.278	39.774	56.011	238.9	10:38:51.949	3		<del>2:06.996</del>	34.527	38.266	54.203	234.7	10:38:41.971
4		2:07.766	35.360	38.058	54.348	241.6	10:40:59.715	4		2:13.491 P	34.551	38.321	1:00.619	236.8	10:40:55.462
5		<del>2:06.240</del>	34.781	37.843	53.616	242.1	10:43:05.955	5		15:00.479	13:26.219	39.764	54.496	140.4	10:55:55.941
6		<del>2:06.387</del>	34.537	37.665	54.185	242.1	10:45:12.342	6		<del>2:07.934</del>	34.530	39.556	53.845	235.2	10:58:03.872
7		<del>2:06.063</del>	34.739	37.849	53.475	241.6	10:47:18.405	7		<del>2:06.452</del>	34.602	38.037	<b>53.813</b>	235.8	11:00:10.324
8		4:02.619 P	34.695	37.681	2:50.243	241.6	10:51:21.024	8		<b>2:06.378</b>	<b>34.348</b>	38.178	53.852	235.8	11:02:16.702
9		<del>2:26.282</del>	54.721	37.984	53.577	99.9	10:53:47.306	9		<del>2:43.779</del> P	34.539	<b>37.979</b>	1:01.261	236.8	11:04:30.481
10		<del>2:06.204</del>	34.860	37.784	53.647	240.5	10:55:53.597	10		8:01.933	6:24.196	40.020	57.717	135.8	11:12:32.414
11		<del>2:05.504</del>	34.457	37.557	53.490	239.4	10:57:59.101	11		2:14.001	36.735	39.409	57.857	234.2	11:14:46.415
12		2:06.079	34.348	38.244	53.487	240.0	11:00:05.180	12		2:14.239	37.628	39.278	57.333	234.7	11:17:00.654
13		<b>2:05.340</b>	34.242	37.406	53.692	239.4	11:02:10.520	13		2:12.050	36.508	39.387	56.155	236.8	11:19:12.704
14		2:05.779	34.257	37.556	53.966	240.0	11:04:16.299	14		2:11.981	36.303	39.280	56.398	237.3	11:21:24.685
15		6:04.785 P	34.804	38.750	4:51.231	241.6	11:10:21.084	15		2:12.819	37.083	39.067	56.669	236.3	11:23:37.504
16		2:26.081	51.033	39.868	55.180	146.9	11:12:47.165	16		2:09.933	35.888	38.912	55.133	236.3	11:25:47.437
17		<del>2:08.744</del>	34.236	37.993	56.515	240.0	11:14:55.909	17		2:09.718	35.953	38.776	54.989	235.8	11:27:57.155
18		<del>2:05.340</del>	34.529	37.898	52.883	241.6	11:17:01.219	18		2:09.415	35.728	38.899	54.788	236.8	11:30:06.570
19		<del>2:06.473</del>	35.227	37.941	53.305	242.6	11:19:07.692	19		2:17.976 P	35.690	39.037	1:03.249	236.3	11:32:24.546
20		<del>2:40.448</del>	35.535	38.435	56.148	241.6	11:21:17.810	<b>27</b> Marco Pulcini Ferrari 488 GT3 MY 2020							
21		<del>3:03.448</del> P	34.035	37.570	1:51.513	240.0	11:24:20.928	PROAM Eddie Cheever III AF Corse							
22		<del>2:28.430</del>	49.836	37.515	1:01.079	148.1	11:26:49.358	Lap	D	Time	Sector 1	Sector 2	Sector 3	T. Spd	Elapsed
23		<del>2:03.484</del>	33.877	37.456	52.148	240.5	11:28:52.839	1		10:35:22.124 P			10:35:22.124		10:35:22.124
24		<del>2:03.057</del>	<b>33.665</b>	<b>37.326</b>	<b>52.066</b>	242.6	11:30:55.896	2		2:24.384	51.553	38.840	53.991	138.1	10:37:46.508
25			33.886	37.424		240.5		3		<del>2:05.066</del>	34.444	38.022	53.500	238.9	10:39:52.474
<b>25</b> Alessandro Cozzi Ferrari 296 GT3								4		<del>2:05.664</del>	34.400	37.990	53.271	237.3	10:41:58.135
AM* Giorgio Sernagiotto AF Corse								5		6:54.471 P	34.191	37.925	5:42.355	237.3	10:48:52.606
Lap	D	Time	Sector 1	Sector 2	Sector 3	T. Spd	Elapsed	6		<del>2:22.692</del>	50.862	38.237	53.593	139.5	10:51:15.298
1		10:33:09.538	10:31:30.098	41.451	57.989	141.1	10:33:09.538	7		2:05.707	34.828	<b>37.357</b>	53.522	236.8	10:53:21.005
2		2:11.101	35.959	39.104	56.038	233.2	10:35:20.639	8		<del>2:04.982</del>	34.352	37.730	52.900	238.4	10:55:25.987
3		<del>2:09.995</del>	35.523	38.846	54.726	235.2	10:37:29.734	9		<del>2:08.878</del>	36.456	39.055	53.367	237.8	10:57:34.865
4		2:09.691	35.855	39.153	54.683	235.8	10:39:39.425	10		<del>2:04.789</del>	34.192	37.786	<b>52.811</b>	237.8	10:59:39.654
5		2:09.873	35.898	38.687	55.288	235.2	10:41:49.298	11		<del>2:04.788</del>	34.043	37.892	52.853	235.8	11:01:44.442
6		<del>2:08.274</del>	35.275	38.567	54.429	236.8	10:43:57.569	12		8:34.274 P	<b>33.896</b>	38.212	7:22.166	244.8	11:10:18.716
7		<del>2:09.505</del>	35.360	<b>38.238</b>	55.907	237.3	10:46:07.074	13		2:29.526	53.124	41.719	54.683	143.0	11:12:48.242
8		<b>2:07.757</b>	<b>34.827</b>	38.576	<b>54.354</b>	236.3	10:48:14.831	14		2:08.777	35.203	38.877	54.697	236.3	11:14:57.019
9		6:42.718 P	34.947	38.857	5:28.914	235.2	10:54:57.549	15		2:07.039	34.765	38.290	53.984	238.4	11:17:04.058
10			58.520	42.473		100.8		16		4:45.022 P	35.061	40.902	3:29.059	237.3	11:21:49.080
								17		2:23.551	51.227	38.486	53.838	146.5	11:24:12.631
								18		2:06.047	34.358	38.054	53.635	233.2	11:26:18.678
								19		2:05.283	34.429	37.801	53.053	235.2	11:28:23.961
								20		<b>2:05.238</b>	34.316	37.900	53.022	236.8	11:30:29.199
								21			35.029	38.292		235.8	







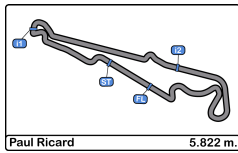
**Paul Ricard**  
**International GT Open**  
**Free Practice - 1**  
**Lap Analysis**



33							51								
Miloš Pavlović							Nicola Marinangeli								
Lamborghini Huracan GT3 EVO2							Ferrari 296 GT3								
PROAM			Sanporn Jao-Javanil		Bonaldi Motorsport		PRO			Riccardo Agostini		AF Corse			
Lap	D	Time	Sector 1	Sector 2	Sector 3	T. Spd	Elapsed	Lap	D	Time	Sector 1	Sector 2	Sector 3	T. Spd	Elapsed
1		10:32:59.561	10:31:14.020	45.813	59.728	129.9	10:32:59.561	1		10:35:05.464	10:33:14.348	44.145	1:06.971	118.9	10:35:05.464
2		2:23.614	39.899	45.271	58.444	220.4	10:35:23.175	2		2:28.257	51.947	38.561	57.749	119.2	10:37:33.721
3		2:23.900	P 38.021	38.802	1:07.077	236.8	10:37:47.075	3		2:08.098	34.677	38.028	55.393	237.8	10:39:41.819
4		<del>13:42.697</del>	12:06.864	39.927	55.906	122.4	10:51:29.772	4		2:05.927	34.596	37.723	53.608	237.8	10:41:47.746
5		<del>2:44.280</del>	37.865	39.478	56.937	202.6	10:53:44.052	5		2:05.338	34.301	<b>37.608</b>	53.429	237.8	10:43:53.084
6		2:35.138	35.997	53.496	1:05.645	236.3	10:56:19.190	6		<del>5:45.788</del>	P 34.582	37.984	4:03.222	238.9	10:49:08.872
7		<del>2:44.697</del>	36.341	39.518	55.838	234.7	10:58:30.887	7		2:24.636	50.229	37.846	56.561	141.5	10:51:33.508
8		<del>2:44.565</del>	36.197	39.363	56.005	236.3	11:00:42.452	8		<del>2:06.095</del>	34.681	38.108	53.306	236.8	10:53:39.603
9		2:11.367	36.093	39.389	55.885	236.3	11:02:53.819	9		<b>2:04.894</b>	<b>34.104</b>	37.670	<b>53.120</b>	236.3	10:55:44.497
10		2:17.070	37.667	41.374	58.029	236.3	11:05:10.889	10		9:19.492	P 34.435	38.215	8:06.842	236.8	11:05:03.989
11		3:23.828	P 39.158	53.178	1:51.492	217.7	11:08:34.717	11		7:10.488	5:35.678	39.457	55.353	136.0	11:12:14.477
12		7:32.419	5:57.425	39.705	55.289	145.5	11:16:07.136	12		<del>2:08.617</del>	35.284	38.439	54.894	235.2	11:14:23.094
13		<del>2:40.545</del>	36.172	39.266	55.077	235.8	11:18:17.651	13		<del>2:07.659</del>	34.879	38.148	54.632	234.7	11:16:30.753
14		<del>2:40.945</del>	35.729	39.061	56.155	236.3	11:20:28.596	14		<del>2:07.783</del>	34.898	38.942	53.943	236.3	11:18:38.536
15		<b>2:08.845</b>	35.556	38.465	<b>54.824</b>	235.8	11:22:37.441	15		2:09.890	34.580	38.460	56.850	236.8	11:20:48.426
16		2:21.464	<b>35.221</b>	38.893	1:07.350	236.8	11:24:58.905	16		<del>2:44.949</del>	34.431	43.438	54.071	236.8	11:23:00.366
17		<del>2:40.238</del>	36.240	38.859	55.139	227.8	11:27:09.143	17		<del>2:06.748</del>	34.509	38.555	53.654	237.8	11:25:07.084
18		2:09.000	35.234	<b>38.424</b>	55.342	236.3	11:29:18.143	18		<del>2:07.083</del>	34.452	38.471	54.160	237.3	11:27:14.167
19		2:10.799	35.396	38.875	56.528	237.8	11:31:28.942	19		2:09.456	34.367	38.019	57.070	237.8	11:29:23.623
20		2:24.122	P 35.379	38.818	1:09.925	235.2	11:33:53.064	20		2:08.961	34.604	38.835	55.522	237.8	11:31:32.584
21								21			34.578	38.166		236.8	

38							54								
Nicolò Rosi							Dexter Müller								
Ferrari 296 GT3							Mercedes AMG GT3								
PROAM			Niccolò Schirò		Kessel Racing		PROAM			Yannick Mettler		CBRX by SPS			
Lap	D	Time	Sector 1	Sector 2	Sector 3	T. Spd	Elapsed	Lap	D	Time	Sector 1	Sector 2	Sector 3	T. Spd	Elapsed
1		10:33:00.476	10:31:24.538	40.196	55.742	140.4	10:33:00.476	1		10:34:32.547	10:32:58.728	39.326	54.493	144.0	10:34:32.547
2		<del>2:08.904</del>	35.944	38.512	54.445	236.8	10:35:09.377	2		<del>2:06.902</del>	34.597	38.248	54.057	237.8	10:36:39.449
3		2:07.640	35.052	38.482	54.106	238.9	10:37:17.017	3		<del>2:07.987</del>	34.605	39.624	53.758	238.4	10:38:47.436
4		<del>2:08.179</del>	35.824	38.129	54.226	213.8	10:39:25.196	4		<del>2:06.862</del>	34.291	38.184	53.387	238.9	10:40:53.298
5		2:13.686	P 34.767	38.190	1:00.729	238.4	10:41:38.882	5		3:37.889	P 34.264	38.137	2:25.488	240.5	10:44:31.187
6		5:27.858	3:49.697	38.522	59.639	145.1	10:47:06.740	6		3:56.566	2:19.007	39.021	58.538	112.6	10:48:27.753
7		<del>2:06.990</del>	34.599	37.827	53.564	239.4	10:49:12.730	7		2:05.243	34.216	37.981	53.046	238.4	10:50:32.996
8		2:05.932	34.599	37.769	53.564	237.3	10:51:18.662	8		2:12.693	34.853	38.315	59.525	238.9	10:52:45.689
9		2:14.182	P 34.409	40.527	59.246	237.8	10:53:32.844	9		2:05.037	34.050	37.891	53.096	239.4	10:54:50.726
10		4:53.880	3:12.931	39.699	1:01.250	131.0	10:58:26.724	10		2:07.391	34.026	38.761	54.604	239.4	10:56:58.117
11		2:17.209	36.439	39.486	1:01.284	238.4	11:00:43.933	11		<del>2:42.876</del>	P 34.128	38.015	1:00.733	238.9	10:59:10.993
12		<del>2:40.384</del>	35.869	38.949	55.566	236.8	11:02:54.317	12		4:42.613	3:05.436	41.704	55.473	146.9	11:03:53.606
13		2:12.904	37.661	39.559	55.684	239.4	11:05:07.221	13		6:29.287	P 35.974	39.706	5:13.607	237.8	11:10:22.893
14		4:46.261	3:12.410	38.976	54.875	137.5	11:13:18.047	14		2:27.545	51.645	39.669	56.231	146.7	11:12:50.438
15		2:08.097	35.695	38.174	54.228	236.3	11:15:26.144	15		2:09.520	35.734	38.588	55.198	237.3	11:14:59.958
16		2:07.894	35.317	38.568	54.009	237.8	11:17:34.038	16		2:08.467	35.487	38.528	54.452	234.7	11:17:08.425
17		2:07.470	34.882	37.945	54.643	238.9	11:19:41.508	17		2:12.743	36.946	39.805	55.992	237.8	11:19:21.168
18		<del>2:47.076</del>	P 35.497	39.616	1:01.963	236.8	11:21:58.584	18		2:08.187	35.148	38.394	54.645	237.8	11:21:29.355
19		3:27.693	1:43.702	41.162	1:02.829	146.7	11:25:26.277	19		3:00.518	P 34.856	38.301	1:47.361	237.3	11:24:29.873
20		2:05.064	34.418	<b>37.593</b>	53.053	238.9	11:27:31.341	20		2:31.356	52.168	42.117	57.071	101.8	11:27:01.229
21		2:09.700	35.167	38.037	56.496	238.9	11:29:41.041	21		<b>2:04.071</b>	<b>33.900</b>	37.520	<b>52.651</b>	238.9	11:29:05.300
22		<b>2:04.463</b>	<b>33.888</b>	37.726	<b>52.849</b>	238.4	11:31:45.504	22		2:10.524	36.044	37.673	56.807	241.0	11:31:15.824
23		2:27.253	P 36.734	38.362	1:12.157	229.2	11:34:12.757	23		2:16.268	P 34.860	<b>37.446</b>	1:03.962	238.9	11:33:32.092





**Paul Ricard**  
**International GT Open**  
**Free Practice - 1**  
**Lap Analysis**



**55** Laurent De Meeus Ferrari 488 GT3 MY 2020 **63** Pierre Louis Chovet Lamborghini Huracan GT3 EVO2

PROAM Jamie Stanley							AF Corse PRO							Maximilian Paul Oregon Team									
Lap	D	Time	Sector 1	Sector 2	Sector 3	T. Spd	Elapsed	Lap	D	Time	Sector 1	Sector 2	Sector 3	T. Spd	Elapsed	Lap	D	Time	Sector 1	Sector 2	Sector 3	T. Spd	Elapsed
1		10:34:56.303	10:33:18.105	41.429	56.769	100.2	10:34:56.303	1		10:33:38.333	10:32:03.228	39.784	55.321	143.0	10:33:38.333								
2		2:10.446	35.961	39.314	55.171	228.8	10:37:06.749	2		<del>2:07.669</del>	35.234	38.265	54.070	237.3	10:35:45.902								
3		<del>2:10.247</del>	35.911	39.226	55.080	242.1	10:39:16.966	3		<del>2:06.544</del>	34.615	38.088	53.811	238.9	10:37:52.416								
4		2:08.407	35.236	38.334	54.837	240.5	10:41:25.373	4		2:05.615	34.120	37.810	53.685	240.0	10:39:58.031								
5		<del>3:40.183</del> P	38.467	40.448	2:21.268	241.0	10:45:05.556	5		2:12.454 P	34.313	37.907	1:00.234	240.0	10:42:10.485								
6		2:25.245	50.603	38.683	55.959	144.5	10:47:30.801	6		<del>3:58.767</del>	2:24.604	38.306	55.857	112.6	10:46:09.252								
7		2:08.640	35.020	39.029	54.591	241.6	10:49:39.441	7		2:06.026	34.624	37.770	53.632	238.9	10:48:15.278								
8		2:07.591	34.749	38.416	54.426	235.8	10:51:47.032	8		2:26.365	35.406	45.403	1:05.556	238.4	10:50:41.643								
9		10:12.451 P	37.555	39.817	8:55.079	241.6	11:01:59.483	9		2:05.739	34.529	37.732	53.478	236.8	10:52:47.382								
10		2:30.314	53.764	38.656	57.894	142.2	11:04:29.797	10		2:05.331	34.355	37.694	53.282	239.4	10:54:52.713								
11		5:56.667 P	36.241	49.449	4:30.977	239.4	11:10:26.464	11		<del>2:42.807</del> P	34.102	37.854	1:00.851	238.9	10:57:05.520								
12		2:26.746	50.574	37.826	58.346	141.3	11:12:53.210	12		4:16.760	2:39.394	39.770	57.596	129.6	11:01:22.280								
13		2:06.401	34.882	37.782	53.737	242.1	11:14:59.611	13		<del>2:42.506</del>	36.380	40.230	55.896	237.8	11:03:34.786								
14		4:19.310 P	34.573	38.238	3:06.499	243.2	11:19:18.921	14		2:29.336 P	35.300	38.274	1:15.762	237.8	11:06:04.122								
15		4:43.337 P	55.151	50.652	2:57.534	142.6	11:24:02.258	15		6:18.266	4:42.941	40.410	54.915	144.3	11:12:22.388								
16		2:30.088	52.805	41.431	55.852	147.5	11:26:32.346	16		<del>2:07.577</del>	35.282	38.368	53.927	237.8	11:14:29.965								
17		2:25.648	48.306	41.117	56.225	239.4	11:28:57.994	17		<del>2:06.409</del>	34.818	37.866	53.725	237.8	11:16:36.374								
18		2:10.703	36.227	38.946	55.530	241.0	11:31:08.697	18		<del>2:07.604</del>	34.770	38.109	54.722	238.9	11:18:43.975								
19			37.084	39.599		235.8		19		<del>2:06.225</del>	34.733	37.931	53.561	238.9	11:20:50.200								

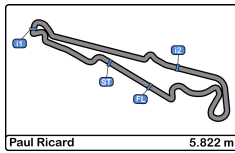
**61** Jean-Claude Saada Ferrari 488 GT3 MY 2020

AM* Conrad Grunewald AF Corse															
Lap	D	Time	Sector 1	Sector 2	Sector 3	T. Spd	Elapsed	Lap	D	Time	Sector 1	Sector 2	Sector 3	T. Spd	Elapsed
1		10:34:29.530 P	10:31:33.101	38.980	2:17.449	147.7	10:34:29.530	20		<del>2:09.162</del>	34.682	40.555	53.925	237.8	11:22:59.362
2		2:23.814	49.836	38.376	55.602	149.7	10:36:53.344	21		<del>2:09.270</del>	34.573	37.823	56.874	238.4	11:25:08.632
3		<del>2:06.439</del>	34.595	38.005	53.839	241.0	10:38:59.783	22		<del>2:06.284</del>	34.796	37.788	53.700	238.4	11:27:14.916
4		3:32.610 P	34.855	38.166	2:19.589	240.5	10:42:32.393	23		2:05.811	34.452	37.893	53.466	238.9	11:29:20.727
5		2:24.164	51.142	38.327	54.695	149.5	10:44:56.557	24		2:06.995	34.359	37.807	54.829	239.4	11:31:27.722

**65** Heiko Neumann Mercedes AMG GT3 2020

AM Timo Rumpfkeil Team Motopark															
Lap	D	Time	Sector 1	Sector 2	Sector 3	T. Spd	Elapsed	Lap	D	Time	Sector 1	Sector 2	Sector 3	T. Spd	Elapsed
1		10:34:00.331	10:32:15.710	45.037	59.584	116.7	10:34:00.331	25		2:15.644 P	34.678	38.418	1:02.548	238.9	11:33:43.366
2		2:13.669	37.008	40.539	56.122	228.3	10:36:14.000								
3		2:11.150	35.777	40.730	54.643	236.8	10:38:25.150								
4		2:08.963	35.230	38.835	54.898	236.3	10:40:34.113								
5		2:08.885	35.592	38.912	54.381	222.6	10:42:42.998								
6		2:08.451	35.286	39.403	53.762	239.4	10:44:51.449								
7		2:14.171 P	35.636	39.256	59.279	235.2	10:47:05.620								
8		2:36.133 P	55.804	39.761	1:00.568	133.9	10:49:41.753								
9		8:03.082	6:21.212	42.398	59.472	112.0	10:57:44.835								
10		2:10.548	36.384	39.062	55.102	217.3	10:59:55.383								
11		<del>2:07.528</del>	34.580	38.954	53.994	238.9	11:02:02.911								
12		<del>2:07.073</del>	35.584	38.082	53.407	237.8	11:04:09.984								
13		2:32.248 P	34.302	41.899	1:16.047	239.4	11:06:42.232								
14		10:50.167	9:18.767	38.079	53.321	139.1	11:17:32.399								
15		2:05.055	34.258	37.726	53.071	238.4	11:19:37.454								
16		2:05.614	34.400	37.769	53.445	238.4	11:21:43.068								
17		2:09.451	33.990	39.172	56.289	238.4	11:23:52.519								
18		2:05.381	34.348	37.753	53.280	237.8	11:25:57.900								
19		2:07.491	36.750	38.014	52.727	239.4	11:28:05.391								
20		<del>2:04.049</del>	33.903	37.614	52.523	239.4	11:30:09.431								
21		2:18.080 P	34.269	38.161	1:05.650	239.4	11:32:27.511								





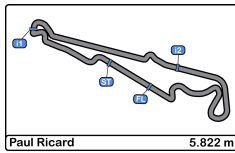
**Paul Ricard**  
International GT Open  
Free Practice - 1  
Lap Analysis



66							71								
Stewart Proctor			McLaren 720S GT3				Franck Dezoteux			Ferrari 488 GT3 MY 2020					
PROAM		Lewis Proctor		Greystone GT		AM		AF Corse							
Lap	D	Time	Sector 1	Sector 2	Sector 3	T. Spd	Elapsed	Lap	D	Time	Sector 1	Sector 2	Sector 3	T. Spd	Elapsed
1		10:32:31.045	10:30:51.398	42.961	56.686	141.1	10:32:31.045	1		10:33:49.379 P	10:31:19.149	41.959	1:48.271	143.6	10:33:49.379
2		2:11.743	36.994	39.410	55.339	232.7	10:34:42.788	2		2:25.181	51.219	39.076	54.886	143.6	10:36:14.560
3		<del>2:08.698</del>	35.857	38.736	54.105	233.7	10:36:51.486	3		2:09.823	35.793	39.513	54.517	238.9	10:38:24.383
4		<del>2:09.394</del>	34.593	38.387	56.411	235.2	10:39:00.877	4		<del>2:06.183</del>	35.137	36.212	54.834	237.8	10:40:30.566
5		4:45.687 P	36.648	39.681	3:29.358	221.3	10:43:46.564	5		2:09.767	35.595	38.690	55.482	238.9	10:42:40.333
6		<del>2:24.043</del>	51.442	38.343	54.228	145.5	10:46:10.577	6		2:10.234	35.694	39.842	54.698	237.8	10:44:50.567
7		2:13.075	35.528	38.981	58.566	236.8	10:48:23.652	7		2:08.402	<del>35.061</del>	39.069	54.272	240.0	10:46:58.969
8		<del>2:06.435</del>	<del>34.439</del>	38.144	<del>53.552</del>	235.8	10:50:29.787	8		2:08.605	35.085	38.677	54.843	238.4	10:49:07.574
9		3:35.826 P	34.934	<del>38.109</del>	2:22.783	235.8	10:54:05.613	9		2:07.130	35.438	<del>34.436</del>	57.256	237.3	10:51:14.704
10		2:45.955	1:01.682	43.484	1:00.789	123.5	10:56:51.568	10		<del>2:07.054</del>	35.173	38.607	54.171	237.8	10:53:22.655
11		2:20.662	38.748	41.949	59.965	232.2	10:59:12.230	11		8:22.809 P	35.549	39.331	7:07.929	239.4	11:01:45.464
12		2:20.086	37.801	41.724	1:00.561	228.3	11:01:32.316	12		2:26.701	53.657	38.594	54.450	136.0	11:04:12.165
13		2:14.826	37.368	40.618	56.840	225.4	11:03:47.142	13		13:48.009 P	1:01.102	1:18.756	11:28.151	238.4	11:18:00.174
14		3:38.386 P	36.767	40.118	2:21.501	234.7	11:07:25.528	14		2:27.530	51.615	39.556	56.359	146.1	11:20:27.704
15		5:01.071	3:20.353	42.856	57.862	129.8	11:12:26.599	15		2:09.198	35.302	39.039	54.857	236.3	11:22:36.902
16		2:14.754	36.543	41.012	57.199	232.7	11:14:41.353	16		2:08.640	35.366	38.729	54.545	236.3	11:24:45.542
17		2:12.059	36.310	39.322	56.427	234.7	11:16:53.412	17		<del>2:09.042</del>	35.393	38.728	54.921	237.3	11:26:54.584
18		2:11.112	36.028	39.657	55.427	234.7	11:19:04.524	18		2:08.604	35.188	38.779	54.637	236.3	11:29:03.188
19		2:10.273	35.749	39.209	55.315	236.3	11:21:14.797	19		2:08.141	35.199	38.824	<del>54.118</del>	239.4	11:31:11.329
20		<del>2:11.430</del>	35.876	39.724	55.530	234.7	11:23:25.927	20			40.674	44.934		208.8	
21		2:09.571	35.674	39.118	54.779	234.7	11:25:35.498								
22		<del>2:09.437</del>	35.678	38.815	54.644	235.8	11:27:44.635								
23		2:13.488	35.314	40.014	58.160	236.3	11:29:58.123								
24		2:08.984	35.596	38.841	54.547	237.3	11:32:07.107								
25			37.819	43.199		215.5									

69							84								
Samuel De Haan			McLaren 720S GT3				Andrew Gilbert			McLaren 720S GT3					
PRO		Charlie Fagg		Optimum Motorsport		PROAM		Fran Rueda		Altitude Racing by Optimum					
Lap	D	Time	Sector 1	Sector 2	Sector 3	T. Spd	Elapsed	Lap	D	Time	Sector 1	Sector 2	Sector 3	T. Spd	Elapsed
1		10:32:15.747	10:30:42.237	39.453	54.057	135.1	10:32:15.747	1		10:32:38.602	10:31:03.941	39.289	55.372	146.9	10:32:38.602
2		2:06.955	34.757	38.126	54.072	237.8	10:34:22.702	2		<del>2:06.405</del>	35.100	37.905	53.400	236.3	10:34:45.007
3		2:05.182	34.441	37.836	52.905	240.0	10:36:27.884	3		2:10.257	35.226	39.243	55.788	237.8	10:36:55.264
4		4:25.120 P	34.630	37.870	3:12.620	240.0	10:40:53.004	4		2:05.955	34.654	37.798	53.503	238.9	10:39:01.219
5		2:20.324	49.638	37.870	52.816	149.1	10:43:13.328	5		2:05.753	34.668	37.807	53.278	238.4	10:41:06.972
6		<del>2:04.804</del>	34.086	37.782	52.936	240.0	10:45:18.132	6		3:52.711 P	34.648	39.316	2:38.747	238.9	10:44:59.683
7		<del>2:04.510</del>	34.046	<del>37.685</del>	<del>52.779</del>	240.5	10:47:22.642	7		2:21.797	50.417	37.546	53.834	143.8	10:47:21.480
8		5:53.073 P	34.239	37.710	4:41.124	242.1	10:53:15.715	8		2:04.276	34.176	37.502	52.598	238.4	10:49:25.756
9		<del>2:27.560</del>	49.581	37.741	1:00.247	148.1	10:55:43.284	9		2:04.827	34.242	<del>37.329</del>	53.256	237.3	10:51:30.583
10		<del>2:04.842</del>	34.005	37.763	53.044	239.4	10:57:48.096	10		2:04.263	34.257	37.336	52.670	237.3	10:53:34.846
11		<del>2:05.400</del>	33.878	38.320	52.991	238.4	10:59:53.285	11		<del>2:04.148</del>	34.167	37.399	<del>52.582</del>	236.8	10:55:38.994
12		4:16.388 P	<del>33.704</del>	37.924	3:04.760	238.4	11:04:09.673	12		6:54.767 P	<del>34.152</del>	37.699	5:42.916	237.3	11:02:33.761
13		6:21.174 P	54.306	48.947	4:37.921	100.8	11:10:30.847	13		2:38.403	1:00.136	40.190	58.077	91.6	11:05:12.164
14		2:25.487	51.055	38.937	55.495	146.9	11:12:56.334	14		5:20.753 P	41.573	50.222	3:48.958	175.8	11:10:32.917
15		<del>2:08.034</del>	35.207	38.300	54.524	238.4	11:15:04.365	15		2:29.473	53.420	39.616	56.437	127.9	11:13:02.390
16		<del>2:06.864</del>	34.911	38.259	53.691	240.0	11:17:11.226	16		<del>2:11.300</del>	36.501	39.382	55.420	234.7	11:15:13.693
17		<del>2:08.464</del>	34.843	38.436	55.185	240.5	11:19:19.690	17		2:07.848	35.662	38.497	53.689	236.3	11:17:21.541
18		<del>2:06.415</del>	34.675	38.101	53.639	239.4	11:21:26.105	18		2:08.935	35.795	38.657	54.483	236.8	11:19:30.476
19		<del>2:09.580</del>	35.888	38.943	54.752	239.4	11:23:35.688	19		<del>2:09.105</del>	35.791	38.697	54.697	236.8	11:21:39.661
20		<del>2:06.020</del>	34.488	38.103	53.432	237.8	11:25:41.711	20		<del>2:08.654</del>	35.257	38.961	54.436	236.8	11:23:48.315
21			34.895	38.994		240.0		21		2:09.301	35.782	38.957	54.562	236.8	11:25:57.616
								22		2:14.874	39.003	40.975	54.896	238.4	11:28:12.490
								23		2:08.593	35.598	38.695	54.300	238.4	11:30:21.083
								24			35.759	39.672			





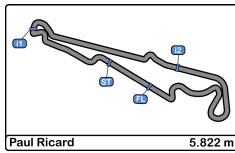
**Paul Ricard**  
**International GT Open**  
**Free Practice - 1**  
**Lap Analysis**



88 Gino Forgione Ferrari 488 GT3 MY 2020							99 Patrick Kolb Porsche 991.2 GT3 R								
AM* Andrea Montermini			AF Corse				PRO			Alfred Renauer Lionspeed GP					
Lap	D	Time	Sector 1	Sector 2	Sector 3	T. Spd	Elapsed	Lap	D	Time	Sector 1	Sector 2	Sector 3	T. Spd	Elapsed
1		10:33:54.244 P	10:31:22.642	41.331	1:50.271	137.4	10:33:54.244	1		10:33:03.293 P			10:33:03.293		10:33:03.293
2		<del>2:29.240</del>	51.949	40.266	56.025	147.1	10:36:22.484	2		3:41.200 P	54.202	40.166	2:06.832	143.6	10:36:44.493
3		<del>2:42.626</del>	35.422	39.377	57.827	240.0	10:38:35.110	3		<del>2:33.155</del>	55.420	41.271	56.464	140.9	10:39:17.648
4		<del>2:09.047</del>	35.266	38.478	54.273	240.5	10:40:43.127	4		2:09.146	35.000	38.488	55.658	242.1	10:41:26.794
5		2:07.944	34.939	38.205	54.800	240.0	10:42:51.071	5		2:06.663	34.657	38.151	53.855	243.2	10:43:33.457
6		5:03.057 P	39.780	42.784	3:40.493	188.1	10:47:54.128	6		2:06.094	34.368	38.007	53.719	241.0	10:45:39.551
7		2:38.204	54.056	41.635	1:02.513	143.4	10:50:32.332	7		<del>2:07.353</del>	34.440	38.126	54.787	241.6	10:47:46.904
8		2:09.397	34.782	38.381	56.234	238.9	10:52:41.729	8		<del>2:05.873</del>	34.593	37.785	53.495	241.0	10:49:52.777
9		<b>2:05.994</b>	34.528	<b>37.869</b>	<b>53.597</b>	240.5	10:54:47.723	9		5:26.274 P	34.322	37.814	4:14.138	240.5	10:55:19.051
10		2:06.991	34.549	38.439	54.003	239.4	10:56:54.714	10		<del>2:22.049</del>	50.842	38.391	53.686	148.5	10:57:41.970
11		<del>2:06.202</del>	<b>34.497</b>	37.931	53.774	240.0	10:59:00.916	11		<b>2:05.363</b>	<b>34.232</b>	37.796	53.335	240.5	10:59:47.333
12		17:11.703 P	34.660	38.594	15:58.449	238.9	11:16:12.619	12		<del>2:05.255</del>	34.341	37.822	<b>53.092</b>	240.5	11:01:52.588
13		2:31.521	55.922	39.889	55.710	121.8	11:18:44.140	13		<del>2:06.435</del>	34.340	<b>37.750</b>	53.345	240.0	11:03:58.023
14		2:09.300	35.325	38.627	55.348	236.8	11:20:53.440	14		6:12.178 P	34.243	38.386	4:59.549	242.1	11:10:10.201
15		2:10.478	35.449	39.130	55.899	236.8	11:23:03.918	15		2:27.681	52.409	40.145	55.127	144.1	11:12:37.882
16		2:10.563	35.750	39.074	55.739	237.8	11:25:14.481	16		2:17.108	35.701	39.012	1:02.395	240.5	11:14:54.990
17		2:09.233	35.496	39.069	54.668	239.4	11:27:23.714	17		<del>2:08.006</del>	35.141	38.832	54.033	240.5	11:17:02.996
18		2:09.039	35.389	38.609	55.041	240.0	11:29:32.753	18		2:20.375	34.935	42.809	1:02.631	241.6	11:19:23.371
19		2:08.136	35.136	38.592	54.408	240.0	11:31:40.889	19		<del>2:09.076</del>	35.405	39.348	54.323	241.0	11:21:32.447
20		36.028	38.964		238.9			20		2:07.642	34.997	38.826	53.819	240.0	11:23:40.089

91 Ernst Kirchmayr Ferrari 488 GT3 Evo							133 Murat Ruhi Cuhadaroglu Ferrari 488 GT3 Evo								
AM Philipp Baron			Team Baron Motorsport				AM Emanuele Maria Tabacchi			Kessel Racing					
Lap	D	Time	Sector 1	Sector 2	Sector 3	T. Spd	Elapsed	Lap	D	Time	Sector 1	Sector 2	Sector 3	T. Spd	Elapsed
1		10:34:17.152 P			10:34:17.152		10:34:17.152	1		10:50:56.779	10:49:22.692	38.806	55.281	143.2	10:50:56.779
2		2:46.738	1:01.554	43.820	1:01.364	95.8	10:37:03.890	2		<del>2:07.204</del>	35.040	38.079	54.082	234.2	10:53:03.980
3		2:16.585	38.205	41.646	56.734	236.3	10:39:20.475	3		<del>2:06.816</del>	<b>34.687</b>	37.998	54.131	235.8	10:55:10.796
4		2:13.887	36.912	39.913	57.062	237.3	10:41:34.362	4		<del>2:07.628</del>	35.207	38.425	53.996	234.2	10:57:18.424
5		2:13.435	37.599	39.700	56.136	236.3	10:43:47.797	5		<del>2:06.504</del>	34.831	<b>37.909</b>	<b>53.764</b>	234.7	10:59:24.928
6		<del>2:44.544</del>	36.294	39.799	55.418	232.7	10:45:59.308	6		<del>2:07.293</del>	34.775	37.998	54.520	235.8	11:01:32.221
7		2:08.886	35.579	38.841	54.466	237.3	10:48:08.194	7		<del>2:43.545</del> P	34.747	38.385	1:00.413	235.2	11:03:45.766
8		<del>2:48.465</del> P	35.901	38.490	1:04.074	236.8	10:50:26.659	8		8:35.413	6:58.131	41.070	56.212	135.1	11:12:21.179
9		6:25.699 P	57.141	39.117	4:49.441	145.5	10:56:52.358	9		2:14.512	36.060	42.015	56.437	235.2	11:14:35.691
10		<del>2:25.925</del>	52.348	38.753	54.824	141.7	10:59:18.283	10		<del>2:40.074</del>	35.898	39.250	54.923	236.8	11:16:45.762
11		2:08.109	35.039	38.613	54.457	236.3	11:01:26.392	11		2:11.655	36.019	40.567	55.069	236.8	11:18:57.417
12		2:06.716	34.511	38.179	54.026	238.9	11:03:33.108	12		2:11.075	35.882	39.600	55.593	237.3	11:21:08.492
13		7:15.145 P	34.688	38.101	6:02.356	238.9	11:10:48.253	13		2:10.221	35.741	39.212	55.268	236.3	11:23:18.713
14		2:22.695	51.005	38.028	53.662	145.9	11:13:10.948	14		2:10.616	35.637	39.724	55.255	235.2	11:25:29.329
15		<del>2:05.986</del>	34.427	38.150	<b>53.409</b>	235.2	11:15:16.934	15		<b>2:09.208</b>	35.321	39.267	54.620	236.3	11:27:38.537
16		<b>2:05.740</b>	<b>34.264</b>	<b>38.005</b>	53.471	237.3	11:17:22.674	16		2:10.911	36.028	39.326	55.557	237.3	11:29:49.448
17		4:57.271 P	35.242	38.254	3:43.775	238.4	11:22:19.945	17		2:09.306	35.599	39.057	54.650	235.8	11:31:58.754
18		2:36.229	59.847	41.075	55.307	83.7	11:24:56.174	18		2:49.005 P	43.174	45.600	1:20.231	226.8	11:34:47.759
19		2:10.596	36.455	39.756	54.385	235.2	11:27:06.770								
20		2:07.541	35.253	38.283	54.005	237.3	11:29:14.311								
21		2:07.920	35.528	38.369	54.023	237.3	11:31:22.231								
22		39.752	43.780		230.2										





**Paul Ricard**  
**International GT Open**  
**Free Practice - 1**  
**Lap Analysis**



777							911									
PROAM			Karol Basz				Olimp Racing			PROAM			Steve Jans			
Lap	D	Time	Sector 1	Sector 2	Sector 3	T. Spd	Elapsed	Lap	D	Time	Sector 1	Sector 2	Sector 3	T. Spd	Elapsed	
1		40:34:20.575	10:32:48.477	38.508	53.590	122.8	10:34:20.575	1		10:33:47.312	10:32:12.472	39.863	54.977	137.7	10:33:47.312	
2		2:04.744	34.166	37.684	52.891	240.5	10:36:25.316	2		2:08.791	35.864	38.764	54.163	236.8	10:35:56.103	
3		2:04.960	34.065	37.953	52.942	243.7	10:38:30.276	3		2:09.172	35.306	38.683	55.183	236.8	10:38:05.275	
4		2:04.169	33.710	37.440	53.019	244.3	10:40:34.445	4		2:07.265	35.281	38.266	53.718	237.8	10:40:12.540	
5		2:05.885	33.967	37.478	54.440	243.7	10:42:40.330	5		2:06.784	34.963	38.098	53.723	237.8	10:42:19.324	
6		2:04.344	33.896	37.586	52.862	242.6	10:44:44.674	6		2:06.342	34.764	38.103	53.475	237.3	10:44:25.666	
7		2:11.134 P	34.058	37.619	59.457	243.2	10:46:55.808	7		2:06.635	34.853	38.182	53.600	238.4	10:46:32.301	
8		3:12.766 P	1:35.557	37.963	59.246	147.1	10:50:08.574	8		5:15.093 P	34.705	38.419	4:01.969	238.4	10:51:47.394	
9		11:15.592	9:35.355	40.137	1:00.100	115.7	11:01:24.166	9		2:23.193	50.943	38.383	53.867	147.5	10:54:10.587	
10		2:08.354	35.365	39.023	53.966	239.4	11:03:32.520	10		2:06.224	34.950	37.996	53.278	238.4	10:56:16.811	
11		2:21.239 P	34.884	38.126	1:08.229	240.5	11:05:53.759	11		2:07.844	35.699	37.725	54.420	237.3	10:58:24.655	
12		7:35.590	5:58.814	41.410	55.366	147.9	11:13:29.349	12		2:06.283	34.773	38.130	53.380	238.4	11:00:30.938	
13		2:07.545	34.945	38.066	54.534	237.8	11:15:36.894	13		2:06.739	34.643	37.996	53.100	237.3	11:02:36.677	
14		2:07.574	35.123	38.139	54.312	241.0	11:17:44.468	14		2:16.637	34.421	37.760	1:04.456	237.8	11:04:53.314	
15		2:05.796	34.832	34.921	56.043	242.1	11:19:50.264	15		7:43.981 P	39.717	1:06.195	5:58.069	237.3	11:12:37.295	
16		2:07.078	34.804	38.358	53.916	240.5	11:21:57.342	16		2:26.086	52.343	38.401	55.342	146.9	11:15:03.381	
17		2:06.277	34.582	38.265	53.430	241.0	11:24:03.619	17		2:06.127	34.605	38.028	53.494	238.4	11:17:09.508	
18		2:06.130	34.497	37.904	53.729	240.5	11:26:09.749	18		2:06.273	34.792	38.007	53.474	240.0	11:19:15.781	
19		2:17.261 P	36.014	39.522	1:01.725	241.0	11:28:27.010	19		2:09.637	34.696	37.999	56.942	238.4	11:21:25.418	

786							007								
AM			Adam Osieka				AM			Pascal Bachmann					
Lap	D	Time	Sector 1	Sector 2	Sector 3	T. Spd	Elapsed	Lap	D	Time	Sector 1	Sector 2	Sector 3	T. Spd	Elapsed
1		10:34:31.668	10:32:39.155	47.556	1:04.957	117.6	10:34:31.668	1		10:32:45.113	10:30:57.206	46.527	1:01.380	137.2	10:32:45.113
2		2:27.339	40.380	43.283	1:03.676	178.2	10:36:59.007	2		3:26.280 P	41.699	47.001	1:57.580	174.1	10:36:11.393
3		2:19.927	39.460	41.330	59.137	208.0	10:39:18.934	3		2:28.368	52.553	40.202	55.613	144.7	10:38:39.761
4		2:17.116	36.950	40.676	59.490	225.0	10:41:36.050	4		2:11.372	35.782	38.911	56.679	239.4	10:40:51.133
5		2:15.754	36.517	41.340	57.897	231.7	10:43:51.804	5		2:11.312	35.464	38.725	57.123	239.4	10:43:02.445
6		2:18.357	38.072	40.435	59.850	211.7	10:46:10.161	6		2:09.143	35.338	38.438	55.367	240.0	10:45:11.588
7		2:09.903	35.494	38.084	55.425	235.2	10:48:19.164	7		2:10.718	35.160	39.328	56.230	239.4	10:47:22.306
8		2:08.472	34.804	38.820	54.848	235.2	10:50:27.636	8		2:11.146	37.089	39.181	54.876	231.2	10:49:33.452
9		2:11.952	35.124	38.440	57.488	234.2	10:52:38.688	9		2:07.703	34.800	38.178	54.725	238.9	10:51:41.155
10		2:07.348	34.875	38.182	54.291	233.7	10:54:46.036	10		4:12.306 P	36.533	37.977	2:57.796	235.2	10:55:53.461
11		2:18.100	36.018	47.441	54.641	235.2	10:57:04.136	11		2:45.280	1:00.486	45.201	59.593	120.9	10:58:38.741
12		2:07.749	34.703	38.277	54.769	235.8	10:59:11.885	12		2:20.204	38.034	40.767	1:01.403	234.2	11:00:58.945
13		2:07.350	35.088	38.334	53.928	233.7	11:01:19.235	13		2:15.547	37.336	39.944	58.237	237.3	11:03:14.462
14		2:05.626	32.686	38.526	54.414	235.2	11:03:24.861	14		7:22.097 P	36.759	40.388	6:04.950	236.3	11:10:36.559
15		4:34.645 P	35.001	38.715	3:20.929	235.2	11:07:59.506	15		2:33.182	55.557	40.178	57.447	140.8	11:13:09.741
16		4:23.847	2:46.920	40.705	56.222	142.2	11:12:23.353	16		2:22.072	45.701	39.788	56.583	155.6	11:15:31.813
17		2:10.467	36.063	39.865	54.539	236.3	11:14:33.820	17		2:12.409	36.452	39.233	56.724	240.0	11:17:44.222
18		2:08.932	35.557	38.841	54.534	236.3	11:16:42.752	18		2:12.738	37.788	38.724	56.226	210.9	11:19:56.960
19		2:09.161	35.610	38.759	54.792	235.8	11:18:51.913	19		2:28.389	35.918	55.532	56.939	239.4	11:22:25.349
20		2:08.117	35.331	38.661	54.125	236.8	11:21:00.030	20		2:11.174	36.198	38.746	56.230	238.9	11:24:36.523
21		2:08.376	35.200	38.384	54.792	234.7	11:23:08.406	21		2:39.554	37.669	59.714	1:02.171	219.0	11:27:16.077
22		2:09.281	35.466	38.780	55.035	236.3	11:25:17.687	22			52.310	42.823		240.5	
23		2:08.605	35.399	38.536	54.670	236.8	11:27:26.292								
24		2:08.136	35.228	38.532	54.376	237.3	11:29:34.428								
25		2:07.371	34.934	38.637	53.800	236.8	11:31:41.799								
26			35.838	38.903		222.6									





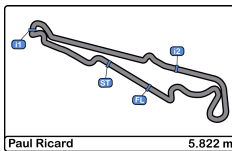
**Paul Ricard**  
**International GT Open**  
**Free Practice - 1**  
**Best Sectors Results**



Paul Ricard 5.822 m

Sector - 1			Sector - 2			Sector - 3			Ideal Lap vs Best Lap		
Clas	Nº Driver	Time	Nº Driver	Time	Nº Driver	Time	Clas	Nº Driver	Ideal Lap	Best Lap	Clas
1	<b>786</b> Kiki - Osieka	32.686	<b>71</b> Franck Dezoteux	34.436	<b>23</b> Reicher - Haase	52.066	<b>1</b>	<b>777</b> Jedliński - Basz	<b>2:01.493</b>	<b>2:05.796</b>	<b>18</b>
2	<b>19</b> Perolini - Arrow	33.242	<b>777</b> Jedliński - Basz	34.921	<b>65</b> Neumann - Rumpfkeil	52.523	<b>2</b>	<b>23</b> Reicher - Haase	<b>2:03.057</b>	<b>2:05.340</b>	<b>14</b>
3	<b>23</b> Reicher - Haase	33.665	<b>17</b> Menchaca - Siebert	36.653	<b>84</b> Gilbert - Rueda	52.582	<b>3</b>	<b>17</b> Menchaca - Siebert	<b>2:03.398</b>	<b>2:04.815</b>	<b>6</b>
4	<b>69</b> De Haan - Fagg	33.704	<b>23</b> Reicher - Haase	37.326	<b>54</b> Müller - Mettler	52.651	<b>4</b>	<b>71</b> Franck Dezoteux	<b>2:03.615</b>	<b>2:06.183</b>	<b>21</b>
5	<b>777</b> Jedliński - Basz	33.710	<b>84</b> Gilbert - Rueda	37.329	<b>69</b> De Haan - Fagg	52.779	<b>5</b>	<b>54</b> Müller - Mettler	<b>2:03.997</b>	<b>2:04.071</b>	<b>1</b>
6	<b>11</b> Jousset - Fumanelli	33.832	<b>27</b> Pulcini - Cheever III	37.357	<b>27</b> Pulcini - Cheever III	52.811	<b>6</b>	<b>65</b> Neumann - Rumpfkeil	<b>2:04.040</b>	<b>2:05.055</b>	<b>9</b>
7	<b>38</b> Rosi - Schirò	33.888	<b>54</b> Müller - Mettler	37.446	<b>17</b> Menchaca - Siebert	52.820	<b>7</b>	<b>84</b> Gilbert - Rueda	<b>2:04.063</b>	<b>2:04.148</b>	<b>2</b>
8	<b>27</b> Pulcini - Cheever III	33.896	<b>38</b> Rosi - Schirò	37.593	<b>38</b> Rosi - Schirò	52.849	<b>8</b>	<b>27</b> Pulcini - Cheever III	<b>2:04.064</b>	<b>2:05.238</b>	<b>12</b>
9	<b>54</b> Müller - Mettler	33.900	<b>51</b> Marinangeli - Agostini	37.608	<b>777</b> Jedliński - Basz	52.862	<b>9</b>	<b>69</b> De Haan - Fagg	<b>2:04.168</b>	<b>2:04.804</b>	<b>5</b>
10	<b>65</b> Neumann - Rumpfkeil	33.903	<b>65</b> Neumann - Rumpfkeil	37.614	<b>20</b> Barr - Pitamber	52.945	<b>10</b>	<b>38</b> Rosi - Schirò	<b>2:04.330</b>	<b>2:04.463</b>	<b>3</b>
11	<b>17</b> Menchaca - Siebert	33.925	<b>11</b> Jousset - Fumanelli	37.637	<b>11</b> Jousset - Fumanelli	53.000	<b>11</b>	<b>11</b> Jousset - Fumanelli	<b>2:04.469</b>	<b>2:04.612</b>	<b>4</b>
12	<b>5</b> Jedliński - Korzeniowski	34.023	<b>20</b> Barr - Pitamber	37.655	<b>5</b> Jedliński - Korzeniowski	53.033	<b>12</b>	<b>786</b> Kiki - Osieka	<b>2:04.570</b>	<b>2:07.350</b>	<b>26</b>
13	<b>6</b> Latorre - Walker	34.033	<b>69</b> De Haan - Fagg	37.685	<b>99</b> Kolb - Renauer	53.092	<b>13</b>	<b>20</b> Barr - Pitamber	<b>2:04.690</b>	<b>2:05.125</b>	<b>10</b>
14	<b>20</b> Barr - Pitamber	34.090	<b>8</b> Giuseppe Cipriani	37.685	<b>911</b> Blom - Jans	53.100	<b>14</b>	<b>19</b> Perolini - Arrow	<b>2:04.761</b>	<b>2:05.703</b>	<b>16</b>
15	<b>63</b> Chovet - Paul	34.102	<b>63</b> Chovet - Paul	37.694	<b>51</b> Marinangeli - Agostini	53.120	<b>15</b>	<b>5</b> Jedliński - Korzeniowski	<b>2:04.808</b>	<b>2:05.008</b>	<b>8</b>
16	<b>51</b> Marinangeli - Agostini	34.104	<b>911</b> Blom - Jans	37.725	<b>8</b> Giuseppe Cipriani	53.155	<b>16</b>	<b>51</b> Marinangeli - Agostini	<b>2:04.832</b>	<b>2:04.894</b>	<b>7</b>
17	<b>84</b> Gilbert - Rueda	34.152	<b>6</b> Latorre - Walker	37.726	<b>6</b> Latorre - Walker	53.228	<b>17</b>	<b>6</b> Latorre - Walker	<b>2:04.987</b>	<b>2:06.235</b>	<b>23</b>
18	<b>99</b> Kolb - Renauer	34.232	<b>99</b> Kolb - Renauer	37.750	<b>63</b> Chovet - Paul	53.282	<b>18</b>	<b>99</b> Kolb - Renauer	<b>2:05.074</b>	<b>2:05.363</b>	<b>15</b>
19	<b>91</b> Kirchmayr - Baron	34.264	<b>5</b> Jedliński - Korzeniowski	37.752	<b>91</b> Kirchmayr - Baron	53.409	<b>19</b>	<b>63</b> Chovet - Paul	<b>2:05.078</b>	<b>2:05.331</b>	<b>13</b>
20	<b>61</b> Saada - Grunewald	34.343	<b>55</b> De Meeus - Stanley	37.782	<b>19</b> Perolini - Arrow	53.471	<b>20</b>	<b>8</b> Giuseppe Cipriani	<b>2:05.230</b>	<b>2:05.230</b>	<b>11</b>
21	<b>26</b> Jackson - Jefferies	34.348	<b>88</b> Forgione - Montermini	37.869	<b>66</b> Proctor - Proctor	53.552	<b>21</b>	<b>911</b> Blom - Jans	<b>2:05.246</b>	<b>2:06.224</b>	<b>22</b>
22	<b>8</b> Giuseppe Cipriani	34.390	<b>61</b> Saada - Grunewald	37.909	<b>88</b> Forgione - Montermini	53.597	<b>22</b>	<b>91</b> Kirchmayr - Baron	<b>2:05.678</b>	<b>2:05.740</b>	<b>17</b>
23	<b>911</b> Blom - Jans	34.421	<b>133</b> Cuhadaroglu - Tabacchi	37.909	<b>61</b> Saada - Grunewald	53.698	<b>23</b>	<b>61</b> Saada - Grunewald	<b>2:05.950</b>	<b>2:05.950</b>	<b>19</b>
24	<b>66</b> Proctor - Proctor	34.439	<b>007</b> Fazal-Karim - Bachmann	37.977	<b>55</b> De Meeus - Stanley	53.737	<b>24</b>	<b>88</b> Forgione - Montermini	<b>2:05.963</b>	<b>2:05.994</b>	<b>20</b>
25	<b>88</b> Forgione - Montermini	34.497	<b>26</b> Jackson - Jefferies	37.979	<b>133</b> Cuhadaroglu - Tabacchi	53.764	<b>25</b>	<b>55</b> De Meeus - Stanley	<b>2:06.092</b>	<b>2:06.401</b>	<b>25</b>
26	<b>10</b> Aust - Schell	34.512	<b>91</b> Kirchmayr - Baron	38.005	<b>786</b> Kiki - Osieka	53.800	<b>26</b>	<b>66</b> Proctor - Proctor	<b>2:06.100</b>	<b>2:08.698</b>	<b>30</b>
27	<b>55</b> De Meeus - Stanley	34.573	<b>19</b> Perolini - Arrow	38.048	<b>26</b> Jackson - Jefferies	53.813	<b>27</b>	<b>26</b> Jackson - Jefferies	<b>2:06.140</b>	<b>2:06.378</b>	<b>24</b>
28	<b>133</b> Cuhadaroglu - Tabacchi	34.687	<b>10</b> Aust - Schell	38.057	<b>71</b> Franck Dezoteux	54.118	<b>28</b>	<b>133</b> Cuhadaroglu - Tabacchi	<b>2:06.360</b>	<b>2:09.208</b>	<b>32</b>
29	<b>007</b> Fazal-Karim - Bachmann	34.800	<b>786</b> Kiki - Osieka	38.084	<b>10</b> Aust - Schell	54.317	<b>29</b>	<b>10</b> Aust - Schell	<b>2:06.886</b>	<b>2:07.664</b>	<b>27</b>
30	<b>25</b> Cozzi - Sernagiotto	34.827	<b>66</b> Proctor - Proctor	38.109	<b>25</b> Cozzi - Sernagiotto	54.354	<b>30</b>	<b>25</b> Cozzi - Sernagiotto	<b>2:07.419</b>	<b>2:07.757</b>	<b>29</b>
31	<b>71</b> Franck Dezoteux	35.061	<b>25</b> Cozzi - Sernagiotto	38.238	<b>007</b> Fazal-Karim - Bachmann	54.725	<b>31</b>	<b>007</b> Fazal-Karim - Bachmann	<b>2:07.502</b>	<b>2:07.703</b>	<b>28</b>
32	<b>33</b> Pavlović - Jao-Javanil	35.221	<b>33</b> Pavlović - Jao-Javanil	38.424	<b>33</b> Pavlović - Jao-Javanil	54.824	<b>32</b>	<b>33</b> Pavlović - Jao-Javanil	<b>2:08.469</b>	<b>2:08.845</b>	<b>31</b>





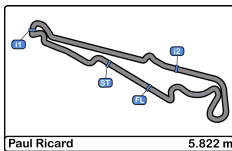
**Paul Ricard**  
**International GT Open**  
**Free Practice - 1**  
**Best 5 Lap Times**



Paul Ricard 5.822 m

Cl	N°	Entrant/Team	Nat	Driver 1	Nat	Driver 2	Nat	Vehicle	Cat	Cl	Best 1		Best 2		Best 3		Best 4		Best 5	
											Time	Lap	Time	Lap	Time	Lap	Time	Lap	Time	Lap
1	54	CBRX by SPS	GER	Dexter Müller	CHE	Yannick Mettler	CHE	Mercedes AMG GT3	PROAM	1	2:04.071	21	2:05.037	9	2:05.243	7	2:07.391	10	2:08.187	18
2	84	Altitude Racing by Optimum Motorsport	GBR	Andrew Gilbert	GBR	Fran Rueda	ESP	McLaren 720S GT3	PROAM	2	2:04.148	11	2:04.263	10	2:04.276	8	2:04.827	9	2:05.753	5
3	38	Kessel Racing	CHE	Nicolò Rosi	CHE	Niccolò Schirò	ITA	Ferrari 296 GT3	PROAM	3	2:04.463	23	2:05.064	21	2:05.932	8	2:07.470	18	2:07.640	3
4	11	Kessel Racing	CHE	Frédéric Jousset	FRA	David Fumanelli	ITA	Ferrari 296 GT3	PROAM	4	2:04.612	4	2:04.857	5	2:08.662	2	2:08.746	19	2:09.035	18
5	69	Optimum Motorsport	GBR	Samuel De Haan	GBR	Charlie Fagg	GBR	McLaren 720S GT3	PRO	1	2:04.804	6	2:05.182	3	2:06.955	2	2:20.324	5	2:25.487	14
6	17	Team Motopark	DEU	Diego Menchaca	MEX	Marcos Siebert	ARG	Mercedes AMG GT3 2020	PRO	2	2:04.815	20	2:05.103	9	2:05.488	3	2:05.912	17	2:06.678	2
7	51	AF Corse	ITA	Nicola Marinangeli	ITA	Riccardo Agostini	ITA	Ferrari 296 GT3	PRO	3	2:04.894	9	2:05.338	5	2:05.927	4	2:08.098	3	2:08.961	20
8	5	Olimp Racing	POL	Stanislaw Jedliński	POL	Krystian Korzeniowski	POL	Ferrari 488 GT3 MY 2021	AM	1	2:05.008	6	2:05.421	4	2:06.077	5	2:06.586	3	2:07.341	2
9	65	Team Motopark	DEU	Heiko Neumann	DEU	Timo Rumpfkeil	DEU	Mercedes AMG GT3 2020	AM	2	2:05.055	15	2:05.381	18	2:05.614	16	2:07.491	19	2:08.451	6
10	20	SPS Automotive Performance	DEU	Reece Barr	IRL	Mikaeel Pitamber	ZAF	Mercedes AMG GT3	PRO	4	2:05.125	22	2:05.834	18	2:05.856	21	2:06.777	17	2:07.737	15
11	8	Il Barone Rampante	ITA	Giuseppe Cipriani	ITA			Lamborghini Huracan GT3 EVO	AM	3	2:05.230	18	2:06.065	17	2:07.185	7	2:09.481	5	2:12.159	4
12	27	AF Corse	ITA	Marco Pulcini	ITA	Eddie Cheever III	ITA	Ferrari 488 GT3 MY 2020	PROAM	5	2:05.238	20	2:05.283	19	2:05.707	7	2:06.047	18	2:07.039	15
13	63	Oregon Team	ITA	Pierre Louis Chovet	FRA	Maximilian Paul	DEU	Lamborghini Huracan GT3 EVO2	PRO	5	2:05.331	10	2:05.615	4	2:05.739	9	2:05.811	23	2:06.026	7
14	23	Eastalent-Racing	AUT	Simon Reicher	AUT	Christopher Haase	DEU	Audi R8 LMS GT3 Evo II	PRO	6	2:05.340	13	2:05.779	14	2:06.079	12	2:07.766	4	2:26.081	16
15	99	Lionspeed GP	DEU	Patrick Kolb	DEU	Alfred Renauer	DEU	Porsche 991.2 GT3 R	PRO	7	2:05.363	11	2:06.094	6	2:06.663	5	2:06.879	23	2:07.642	20
16	19	Oregon Team	ITA	Pietro Perolini	ITA	Daan Arrow	NLD	Lamborghini Huracan GT3 EVO2	PRO	8	2:05.703	5	2:06.058	11	2:06.681	13	2:07.424	19	2:07.475	18
17	91	Team Baron Motorsport	AUT	Ernst Kirchmayr	AUT	Philipp Baron	AUT	Ferrari 488 GT3 Evo	AM	4	2:05.740	16	2:06.716	12	2:07.541	20	2:07.920	21	2:08.109	11
18	777	Olimp Racing	POL	Marcin Jedliński	POL	Karol Basz	POL	Audi R8 LMS 2018	PROAM	6	2:05.796	15	2:06.130	18	2:07.078	16	2:07.545	13	2:07.574	14
19	61	AF Corse	ITA	Jean-Claude Saada	USA	Conrad Grunewald	USA	Ferrari 488 GT3 MY 2020	AM*	5	2:05.950	6	2:09.489	20	2:09.807	18	2:09.808	17	2:10.655	15
20	88	AF Corse	ITA	Gino Forgione	CHE	Andrea Montermini	ITA	Ferrari 488 GT3 MY 2020	AM*	6	2:05.994	9	2:06.991	10	2:07.944	5	2:08.136	19	2:09.039	18
21	71	AF Corse	ITA	Franck Dezoteux	FRA			Ferrari 488 GT3 MY 2020	AM	7	2:06.183	4	2:07.130	9	2:08.141	19	2:08.402	7	2:08.604	18
22	911	GetSpeed	DEU	Axel Blom	FIN	Steve Jans	LUX	Mercedes AMG GT3 2023	PROAM	7	2:06.224	10	2:06.541	24	2:06.784	5	2:07.397	21	2:07.600	22
23	6	GetSpeed	DEU	Andrés Latorre	AUS	Aaron Walker	GBR	Mercedes AMG GT3 2023	PROAM	8	2:06.235	4	2:08.853	23	2:09.635	22	2:09.636	19	2:09.717	20
24	26	racing one	DEU	Omar Jackson	GBR	Axcil Jefferies	ZWE	Ferrari 296 GT3	PROAM	9	2:06.378	8	2:08.321	2	2:09.415	18	2:09.718	17	2:09.933	16
25	55	AF Corse	ITA	Laurent De Meeus	BEL	Jamie Stanley	GBR	Ferrari 488 GT3 MY 2020	PROAM	10	2:06.401	13	2:07.591	8	2:08.407	4	2:08.640	7	2:10.446	2
26	786	GetSpeed	DEU	Kiki Sak Nana	TWA	Adam Osieka	DEU	Mercedes AMG GT3 2023	AM	8	2:07.350	13	2:07.371	25	2:08.117	20	2:08.136	24	2:08.605	23
27	10	racing one	DEU	Stefan Aust	DEU	Jacob Schell	DEU	Ferrari 488 GT3 2020	AM	9	2:07.664	17	2:07.834	19	2:08.417	7	2:09.019	4	2:09.878	11
28	007	Street-Art Racing	BEL	Jahid Fazal-Karim	FRA	Pascal Bachmann	CHE	Aston Martin GT3 AMR MY2019	AM	10	2:07.703	9	2:09.143	6	2:10.718	7	2:11.146	8	2:11.174	20
29	25	AF Corse	ITA	Alessandro Cozzi	ITA	Giorgio Sernagiotto	ITA	Ferrari 296 GT3	AM*	11	2:07.757	8	2:09.691	4	2:09.873	5	2:11.101	2	6:42.718	9
30	66	Greystone GT	GBR	Stewart Proctor	GBR	Lewis Proctor	GBR	McLaren 720S GT3	PROAM	11	2:08.698	3	2:08.984	24	2:09.571	21	2:10.273	19	2:11.112	18
31	33	Bonaldi Motorsport	ITA	Miloš Pavlović	SRB	Sanporn Jao-Javanil	TWA	Lamborghini Huracan GT3 EVO2	PROAM	12	2:08.845	15	2:09.000	18	2:10.799	19	2:11.367	9	2:21.464	16
32	133	Kessel Racing	CHE	Murat Ruhi Cuhadaroglu	TUR	Emanuele Maria Tabacchi	ITA	Ferrari 488 GT3 Evo	AM	12	2:09.208	15	2:09.306	17	2:10.221	13	2:10.616	14	2:10.911	16





**Paul Ricard**  
**International GT Open**  
**Free Practice - 1**  
**Best 5 Top Speeds**

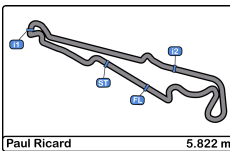


Paul Ricard 5.822 m

Cl	N°	Entrant/Team	Nat	Driver 1	Nat	Driver 2	Nat	Vehicle	Cat	Cl	Top 1		Top 2		Top 3		Top 4		Top 5		Avg
											Km/h	Lap	Km/h	Lap	Km/h	Lap	Km/h	Lap	Km/h	Lap	
1	27	AF Corse	ITA	Marco Pulcini	ITA	Eddie Cheever III	ITA	Ferrari 488 GT3 MY 2020	PROAM	1	244.8	12	238.9	3	238.4	8	238.4	15	237.8	9	239.7
2	777	Olimp Racing	POL	Marcin Jedliński	POL	Karol Basz	POL	Audi R8 LMS 2018	PROAM	2	244.3	4	243.7	3	243.7	5	243.2	7	242.6	6	243.5
3	55	AF Corse	ITA	Laurent De Meeus	BEL	Jamie Stanley	GBR	Ferrari 488 GT3 MY 2020	PROAM	3	243.2	14	242.1	3	242.1	13	241.6	7	241.6	9	242.1
4	99	Lionspeed GP	DEU	Patrick Kolb	DEU	Alfred Renauer	DEU	Porsche 991.2 GT3 R	PRO	1	243.2	5	242.1	4	242.1	14	241.6	7	241.6	18	242.1
5	10	racing one	DEU	Stefan Aust	DEU	Jacob Schell	DEU	Ferrari 488 GT3 2020	AM	1	242.6	8	242.1	5	242.1	7	241.0	4	241.0	9	241.8
6	23	Eastalent-Racing	AUT	Simon Reicher	AUT	Christopher Haase	DEU	Audi R8 LMS GT3 Evo II	PRO	2	242.6	19	242.6	24	242.1	5	242.1	6	241.6	4	242.2
7	69	Optimum Motorsport	GBR	Samuel De Haan	GBR	Charlie Fagg	GBR	McLaren 720S GT3	PRO	3	242.1	8	240.5	7	240.5	17	240.0	3	240.0	4	240.6
8	11	Kessel Racing	CHE	Frédéric Jousset	FRA	David Fumanelli	ITA	Ferrari 296 GT3	PROAM	4	241.6	6	240.5	5	240.0	2	239.4	3	239.4	4	240.2
9	17	Team Motopark	DEU	Diego Menchaca	MEX	Marcos Siebert	MEX	Mercedes AMG GT3 2020	PRO	4	241.6	5	241.0	3	241.0	10	240.5	4	240.5	6	240.9
10	20	SPS Automotive Performance	DEU	Reece Barr	IRL	Mikaeel Pitamber	ZAF	Mercedes AMG GT3	PRO	5	241.6	16	241.0	18	241.0	21	241.0	22	240.5	17	241.0
11	54	CBRX by SPS	DEU	Dexter Müller	CHE	Yannick Mettler	CHE	Mercedes AMG GT3	PROAM	5	241.0	22	240.5	5	239.4	9	239.4	10	238.9	4	239.8
12	61	AF Corse	ITA	Jean-Claude Saada	USA	Conrad Grunewald	USA	Ferrari 488 GT3 MY 2020	AM*	2	241.0	3	240.5	4	240.5	6	240.0	7	238.4	10	240.1
13	88	AF Corse	ITA	Gino Forgione	CHE	Andrea Montermini	ITA	Ferrari 488 GT3 MY 2020	AM*	3	240.5	4	240.5	9	240.0	3	240.0	5	240.0	11	240.2
14	007	Street-Art Racing	BEL	Jahid Fazal-Karim	FRA	Pascal Bachmann	CHE	Aston Martin GT3 AMR MY2019	AM	4	240.5	22	240.0	6	240.0	17	239.4	4	239.4	5	239.8
15	8	Il Barone Rampante	ITA	Giuseppe Cipriani	ITA		ITA	Lamborghini Huracan GT3 EVO	AM	5	240.0	6	239.4	5	238.9	19	238.4	7	238.4	8	239.0
16	63	Oregon Team	ITA	Pierre Louis Chovet	FRA	Maximilian Paul	DEU	Lamborghini Huracan GT3 EVO2	PRO	6	240.0	4	240.0	5	239.4	10	239.4	24	238.9	3	239.5
17	71	AF Corse	ITA	Franck Dezoteux	FRA		FRA	Ferrari 488 GT3 MY 2020	AM	6	240.0	7	239.4	11	239.4	19	238.9	3	238.9	5	239.3
18	911	GetSpeed	DEU	Axel Blom	FIN	Steve Jans	LUX	Mercedes AMG GT3 2023	PROAM	6	240.0	18	239.4	22	239.4	23	238.9	20	238.4	7	239.2
19	6	GetSpeed	DEU	Andrés Latorre	AUS	Aaron Walker	GBR	Mercedes AMG GT3 2023	PROAM	7	239.4	8	238.9	7	238.4	6	238.4	22	238.4	23	238.7
20	38	Kessel Racing	CHE	Nicolò Rosi	CHE	Niccolò Schirò	ITA	Ferrari 296 GT3	PROAM	8	239.4	7	239.4	13	238.9	3	238.9	18	238.9	21	239.1
21	65	Team Motopark	DEU	Heiko Neumann	DEU	Timo Rumpfkeil	DEU	Mercedes AMG GT3 2020	AM	7	239.4	6	239.4	13	239.4	19	239.4	20	239.4	21	239.4
22	5	Olimp Racing	POL	Stanislaw Jedliński	POL	Krystian Korzeniowski	POL	Ferrari 488 GT3 MY 2021	AM	8	238.9	6	238.9	7	238.4	5	237.8	3	237.8	4	238.4
23	19	Oregon Team	ITA	Pietro Perolini	ITA	Daan Arrow	NLD	Lamborghini Huracan GT3 EVO2	PRO	7	238.9	4	238.9	10	238.4	5	238.4	11	237.8	3	238.5
24	51	AF Corse	ITA	Nicola Marinangeli	ITA	Riccardo Agostini	ITA	Ferrari 296 GT3	PRO	8	238.9	6	237.8	3	237.8	4	237.8	5	237.8	17	238.0
25	84	Allitude Racing by Optimum Motorsport	GBR	Andrew Gilbert	GBR	Fran Rueda	ESP	McLaren 720S GT3	PROAM	9	238.9	4	238.9	6	238.4	5	238.4	8	238.4	22	238.6
26	91	Team Baron Motorsport	AUT	Ernst Kirchmayr	AUT	Philipp Baron	AUT	Ferrari 488 GT3 Evo	AM	9	238.9	12	238.9	13	238.4	17	237.3	4	237.3	7	238.2
27	33	Bonaldi Motorsport	ITA	Miloš Pavlović	SRB	Sanporn Jao-Javanil	THA	Lamborghini Huracan GT3 EVO2	PROAM	10	237.8	19	236.8	3	236.8	16	236.3	6	236.3	8	236.8
28	25	AF Corse	ITA	Alessandro Cozzi	ITA	Giorgio Sernagiotto	ITA	Ferrari 296 GT3	AM*	10	237.3	7	236.8	6	236.3	8	235.8	4	235.2	3	236.3
29	26	racing one	DEU	Omar Jackson	GBR	Axcil Jefferies	GBR	Ferrari 296 GT3	PROAM	11	237.3	14	236.8	4	236.8	9	236.8	13	236.8	18	236.9
30	66	Greystone GT	GBR	Stewart Proctor	GBR	Lewis Proctor	GBR	McLaren 720S GT3	PROAM	12	237.3	24	236.8	7	236.3	19	236.3	23	235.8	8	236.5
31	133	Kessel Racing	CHE	Murat Ruhi Cuhadaroglu	TUR	Emanuele Maria Tabacchi	ITA	Ferrari 488 GT3 Evo	AM	11	237.3	12	237.3	16	236.8	10	236.8	11	236.3	13	236.9
32	786	GetSpeed	DEU	Kiki Sak Nana	THA	Adam Osieka	DEU	Mercedes AMG GT3 2023	AM	12	237.3	24	236.8	20	236.8	23	236.8	25	236.3	17	236.8





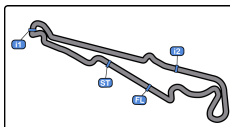


**Paul Ricard**  
**International GT Open**  
**Free Practice - 1**  
**Fastest Laps Sequence**



Lap	Time of Day	Session Time	N° Entrant/Team	Nat	Driver 1	Nat	Driver 2	Nat	Vehicle	Cat	Time	Km/h
2	10:34:22.702	4:22.702	69 Optimum Motorsport		Samuel De Haan		Charlie Fagg		McLaren 720S GT3	PRO	2:06.955	165.0
3	10:36:27.884	6:27.884	69 Optimum Motorsport		Samuel De Haan		Charlie Fagg		McLaren 720S GT3	PRO	2:05.182	167.4
4	10:43:23.451	13:23.451	11 Kessel Racing		Frédéric Jousset		David Fumanelli		Ferrari 296 GT3	PROAM	2:04.612	168.1
8	10:49:25.756	19:25.756	84 Altitude Racing by Optimum Motorsport		Andrew Gilbert		Fran Rueda		McLaren 720S GT3	PROAM	2:04.276	168.6
10	10:53:34.846	23:34.846	84 Altitude Racing by Optimum Motorsport		Andrew Gilbert		Fran Rueda		McLaren 720S GT3	PROAM	2:04.263	168.6
11	10:55:38.994	25:38.994	84 Altitude Racing by Optimum Motorsport		Andrew Gilbert		Fran Rueda		McLaren 720S GT3	PROAM	2:04.148	168.8
21	11:29:05.300	59:05.300	54 CBRX by SPS		Dexter Müller		Yannick Mettler		Mercedes AMG GT3	PROAM	2:04.071	168.9





**Paul Ricard**  
**International GT Open**  
**Free Practice - 1**

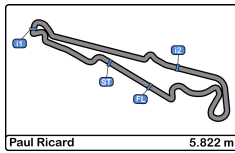
**Event Best Maximum Speed**

Paul Ricard 5.822 m



N°	Entrant/Team	Nat	Driver 1	Nat	Driver 2	Nat	Vehicle	Cat	Km/h	Session
27	AF Corse	ITA	Marco Pulcini	ITA	Eddie Cheever III	ITA	Ferrari 488 GT3 MY 2020	PROAM	244.8	Free Practice - 1
777	Olimp Racing	POL	Marcin Jedliński	POL	Karol Basz	POL	Audi R8 LMS 2018	PROAM	244.3	Free Practice - 1
99	Lionspeed GP	DEU	Patrick Kolb	DEU	Alfred Renauer	DEU	Porsche 991.2 GT3 R	PRO	243.2	Free Practice - 1
55	AF Corse	ITA	Laurent De Meeus	BEL	Jamie Stanley	GBR	Ferrari 488 GT3 MY 2020	PROAM	243.2	Free Practice - 1
10	racing one	DEU	Stefan Aust	DEU	Jacob Schell	DEU	Ferrari 488 GT3 2020	AM	242.6	Free Practice - 1
23	Eastalent-Racing	AUT	Simon Reicher	AUT	Christopher Haase	DEU	Audi R8 LMS GT3 Evo II	PRO	242.6	Free Practice - 1
69	Optimum Motorsport	GBR	Samuel De Haan	GBR	Charlie Fagg	GBR	McLaren 720S GT3	PRO	242.1	Free Practice - 1
17	Team Motopark	DEU	Diego Menchaca	MEX	Marcos Siebert	ARG	Mercedes AMG GT3 2020	PRO	241.6	Free Practice - 1
11	Kessel Racing	CHE	Frédéric Jousset	FRA	David Fumanelli	ITA	Ferrari 296 GT3	PROAM	241.6	Free Practice - 1
20	SPS Automotive Performance	DEU	Reece Barr	IRL	Mikaeel Pitamber	ZAF	Mercedes AMG GT3	PRO	241.6	Free Practice - 1
61	AF Corse	ITA	Jean-Claude Saada	USA	Conrad Grunewald	USA	Ferrari 488 GT3 MY 2020	AM*	241.0	Free Practice - 1
54	CBRX by SPS	DEU	Dexter Müller	CHE	Yannick Mettler	CHE	Mercedes AMG GT3	PROAM	241.0	Free Practice - 1
88	AF Corse	ITA	Gino Forgione	CHE	Andrea Montermini	CHE	Ferrari 488 GT3 MY 2020	AM*	240.5	Free Practice - 1
007	Street-Art Racing	BEL	Jahid Fazal-Karim	FRA	Pascal Bachmann	CHE	Aston Martin GT3 AMR MY2019	AM	240.5	Free Practice - 1
63	Oregon Team	ITA	Pierre Louis Chovet	FRA	Maximilian Paul	DEU	Lamborghini Huracan GT3 EVO2	PRO	240.0	Free Practice - 1
8	Il Barone Rampante	ITA	Giuseppe Cipriani	ITA			Lamborghini Huracan GT3 EVO	AM	240.0	Free Practice - 1
71	AF Corse	ITA	Franck Dezoteux	FRA			Ferrari 488 GT3 MY 2020	AM	240.0	Free Practice - 1
911	GetSpeed	DEU	Axel Blom	FIN	Steve Jans	LUX	Mercedes AMG GT3 2023	PROAM	240.0	Free Practice - 1
65	Team Motopark	DEU	Heiko Neumann	DEU	Timo Rumpfkeil	DEU	Mercedes AMG GT3 2020	AM	239.4	Free Practice - 1
6	GetSpeed	DEU	Andrés Latorre	AUS	Aaron Walker	GBR	Mercedes AMG GT3 2023	PROAM	239.4	Free Practice - 1
38	Kessel Racing	CHE	Nicolò Rosi	CHE	Niccolò Schirò	ITA	Ferrari 296 GT3	PROAM	239.4	Free Practice - 1
84	Altitude Racing by Optimum Motorsport	GBR	Andrew Gilbert	GBR	Fran Rueda	ESP	McLaren 720S GT3	PROAM	238.9	Free Practice - 1
5	Olimp Racing	POL	Stanislaw Jedliński	POL	Krystian Korzeniowski	POL	Ferrari 488 GT3 MY 2021	AM	238.9	Free Practice - 1
51	AF Corse	ITA	Nicola Marinangeli	ITA	Riccardo Agostini	ITA	Ferrari 296 GT3	PRO	238.9	Free Practice - 1
19	Oregon Team	ITA	Pietro Perolini	NLD	Daan Arrow	NLD	Lamborghini Huracan GT3 EVO2	PRO	238.9	Free Practice - 1
91	Team Baron Motorsport	AUT	Ernst Kirchmayr	AUT	Philipp Baron	AUT	Ferrari 488 GT3 Evo	AM	238.9	Free Practice - 1
33	Bonaldi Motorsport	ITA	Miloš Pavlović	SRB	Sanporn Jao-Javanil	THA	Lamborghini Huracan GT3 EVO2	PROAM	237.8	Free Practice - 1
25	AF Corse	ITA	Alessandro Cozzi	ITA	Giorgio Sernagiotto	ITA	Ferrari 296 GT3	AM*	237.3	Free Practice - 1
133	Kessel Racing	CHE	Murat Ruhi Cuhadaroglu	TUR	Emanuele Maria Tabacchi	ITA	Ferrari 488 GT3 Evo	AM	237.3	Free Practice - 1
26	racing one	DEU	Omar Jackson	GBR	Axcil Jefferies	ZWE	Ferrari 296 GT3	PROAM	237.3	Free Practice - 1
786	GetSpeed	DEU	Kiki Sak Nana	THA	Adam Osieka	DEU	Mercedes AMG GT3 2023	AM	237.3	Free Practice - 1
66	Greystone GT	GBR	Stewart Proctor	GBR	Lewis Proctor	GBR	McLaren 720S GT3	PROAM	237.3	Free Practice - 1





**Paul Ricard**  
**International GT Open**  
**Free Practice - 1**  
**Pit Stop Analysis**



**5** Stanislaw Jedliński Ferrari 488 GT3 MY 2021  
 AM Krystian Korzeniowski Olimp Racing

N°	In Day Time	In Time	Out Time	Pit Time	T. Pit Time	Handicap	Diff.
1	10:47:25.981	10:47:25.981	10:51:34.072	4:08.091	4:08.091		
2	11:06:15.989	11:06:15.989	11:13:30.359	7:14.370	11:22.461		

**6** Andrés Latorre Mercedes AMG GT3 2023  
 PROAM Aaron Walker GetSpeed

N°	In Day Time	In Time	Out Time	Pit Time	T. Pit Time	Handicap	Diff.
1	10:48:17.447	10:48:17.447	10:55:56.362	7:38.915	7:38.915		
2	11:07:54.700	11:07:54.700	11:10:16.199	2:21.499	10:00.414		

**8** Giuseppe Cipriani Lamborghini Huracan GT3 EVO  
 AM Il Barone Rampante

N°	In Day Time	In Time	Out Time	Pit Time	T. Pit Time	Handicap	Diff.
1	10:52:18.370	10:52:18.370	10:56:01.377	3:43.007	3:43.007		
2	11:07:43.575	11:07:43.575	11:17:11.383	9:27.808	13:10.815		
3	11:19:23.137	11:19:23.137	11:22:02.682	2:39.545	15:50.360		

**10** Stefan Aust Ferrari 488 GT3 2020  
 AM Jacob Schell racing one

N°	In Day Time	In Time	Out Time	Pit Time	T. Pit Time	Handicap	Diff.
1	10:51:22.542	10:51:22.542	10:54:22.068	2:59.526	2:59.526		
2	11:05:15.277	11:05:15.277	11:11:29.895	6:14.618	9:14.144		

**11** Frédéric Jousset Ferrari 296 GT3  
 PROAM David Fumanelli Kessel Racing

N°	In Day Time	In Time	Out Time	Pit Time	T. Pit Time	Handicap	Diff.
1	10:47:33.714	10:47:33.714	10:50:30.916	2:57.202	2:57.202		
2	10:58:50.803	10:58:50.803	11:01:46.493	2:55.690	5:52.892		
3	11:06:29.858	11:06:29.858	11:10:21.004	3:51.146	9:44.038		

**17** Diego Menchaca Mercedes AMG GT3 2020  
 PRO Marcos Siebert Team Motopark

N°	In Day Time	In Time	Out Time	Pit Time	T. Pit Time	Handicap	Diff.
1	10:48:56.077	10:48:56.077	10:54:34.306	5:38.229	5:38.229		
2	11:07:52.300	11:07:52.300	11:13:16.603	5:24.303	11:02.532		
3	11:15:20.633	11:15:20.633	11:16:36.032	1:15.399	12:17.931		

**19** Pietro Perolini Lamborghini Huracan GT3 EVO2  
 PRO Daan Arrow Oregon Team

N°	In Day Time	In Time	Out Time	Pit Time	T. Pit Time	Handicap	Diff.
1	10:47:53.365	10:47:53.365	10:49:39.948	1:46.583	1:46.583		
2	11:02:16.080	11:02:16.080	11:03:51.545	1:35.465	3:22.048		
3	11:06:20.898	11:06:20.898	11:10:11.043	3:50.145	7:12.193		

**20** Reece Barr Mercedes AMG GT3  
 PRO Mikael Pitamber SPS Automotive Performance

N°	In Day Time	In Time	Out Time	Pit Time	T. Pit Time	Handicap	Diff.
1	10:45:04.272	10:45:04.272	10:47:28.293	2:24.021	2:24.021		
2	11:04:37.249	11:04:37.249	11:10:29.482	5:52.233	8:16.254		
3	11:23:10.890	11:23:10.890	11:25:01.580	1:50.690	10:06.944		

**23** Simon Reicher Audi R8 LMS GT3 Evo II  
 PRO Christopher Haase Eastalent-Racing

N°	In Day Time	In Time	Out Time	Pit Time	T. Pit Time	Handicap	Diff.
1	10:49:22.055	10:49:22.055	10:51:37.924	2:15.869	2:15.869		
2	11:06:32.876	11:06:32.876	11:10:37.995	4:05.119	6:20.988		
3	11:23:20.425	11:23:20.425	11:24:37.845	1:17.420	7:38.408		

**25** Alessandro Cozzi Ferrari 296 GT3  
 AM\* Giorgio Sernagiotto AF Corse

N°	In Day Time	In Time	Out Time	Pit Time	T. Pit Time	Handicap	Diff.
1	10:50:26.111	10:50:26.111	10:55:17.451	4:51.340	4:51.340		

**26** Omar Jackson Ferrari 296 GT3  
 PROAM Axcil Jefferies racing one

N°	In Day Time	In Time	Out Time	Pit Time	T. Pit Time	Handicap	Diff.
1	10:40:47.275	10:40:47.275	10:53:47.250	12:59.975	12:59.975		
2	11:04:22.263	11:04:22.263	11:10:18.417	5:56.154	18:56.129		

**27** Marco Pulcini Ferrari 488 GT3 MY 2020  
 PROAM Eddie Cheever III AF Corse

N°	In Day Time	In Time	Out Time	Pit Time	T. Pit Time	Handicap	Diff.
1	10:44:04.139	10:44:04.139	10:49:09.475	5:05.336	5:05.336		
2	11:03:49.921	11:03:49.921	11:10:35.613	6:45.692	11:51.028		
3	11:19:15.279	11:19:15.279	11:22:06.012	2:50.733	14:41.761		

**33** Miloš Pavlović Lamborghini Huracan GT3 EVO2  
 PROAM Sanporn Jao-Javanil Bonaldi Motorsport

N°	In Day Time	In Time	Out Time	Pit Time	T. Pit Time	Handicap	Diff.
1	10:37:38.662	10:37:38.662	10:49:17.134	11:38.472	11:38.472		
2	11:08:01.565	11:08:01.565	11:13:57.482	5:55.917	17:34.389		

**38** Nicolò Rosi Ferrari 296 GT3  
 PROAM Niccolò Schirò Kessel Racing

N°	In Day Time	In Time	Out Time	Pit Time	T. Pit Time	Handicap	Diff.
1	10:41:30.675	10:41:30.675	10:44:54.963	3:24.288	3:24.288		
2	10:53:24.643	10:53:24.643	10:56:06.463	2:41.820	6:06.108		
3	11:07:57.317	11:07:57.317	11:11:08.111	3:10.794	9:16.902		
4	11:21:50.227	11:21:50.227	11:23:09.152	1:18.925	10:35.827		

**51** Nicola Marinangeli Ferrari 296 GT3  
 PRO Riccardo Agostini AF Corse

N°	In Day Time	In Time	Out Time	Pit Time	T. Pit Time	Handicap	Diff.
1	10:34:57.268	10:34:57.268	10:35:22.070	24.802	24.802		
2	10:45:57.200	10:45:57.200	10:49:25.529	3:28.329	3:53.131		
3	10:57:47.493	10:57:47.493	11:10:03.103	12:15.610	16:08.741		

**54** Dexter Müller Mercedes AMG GT3  
 PROAM Yannick Mettler CBRX by SPS

N°	In Day Time	In Time	Out Time	Pit Time	T. Pit Time	Handicap	Diff.
1	10:42:58.170	10:42:58.170	10:46:08.966	3:10.796	3:10.796		
2	10:59:01.072	10:59:01.072	11:01:40.216	2:39.144	5:49.940		
3	11:06:22.214	11:06:22.214	11:10:39.790	4:17.576	10:07.516		
4	11:23:35.830	11:23:35.830	11:24:46.650	1:10.820	11:18.336		

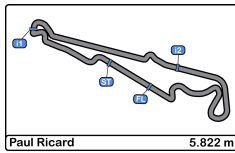
**55** Laurent De Meeus Ferrari 488 GT3 MY 2020  
 PROAM Jamie Stanley AF Corse

N°	In Day Time	In Time	Out Time	Pit Time	T. Pit Time	Handicap	Diff.
1	10:43:39.995	10:43:39.995	10:45:22.386	1:42.391	1:42.391		
2	10:54:00.902	10:54:00.902	11:02:16.352	8:15.450	9:57.841		
3	11:07:02.201	11:07:02.201	11:10:43.320	3:41.119	13:38.960		
4	11:17:02.802	11:17:02.802	11:19:35.765	2:32.963	16:11.923		
5	11:21:59.779	11:21:59.779	11:24:19.082	2:19.303	18:31.226		

**61** Jean-Claude Saada Ferrari 488 GT3 MY 2020  
 AM\* Conrad Grunewald AF Corse

N°	In Day Time	In Time	Out Time	Pit Time	T. Pit Time	Handicap	Diff.
1	10:41:04.314	10:41:04.314	10:42:49.227	1:44.913	1:44.913		
2	10:49:08.871	10:49:08.871	10:53:19.571	4:10.700	5:55.613		
3	11:07:00.188	11:07:00.188	11:13:50.872	6:50.684	12:46.297		





**Paul Ricard**  
International GT Open  
Free Practice - 1  
**Pit Stop Analysis**



**63** Pierre Louis Chovet Lamborghini Huracan GT3 EVO2

PRO		Maximilian Paul			Oregon Team		
N°	In Day Time	In Time	Out Time	Pit Time	T. Pit Time	Handicap	Diff.
1	10:42:02.156	10:42:02.156	10:43:59.292	1:57.136	1:57.136		
2	10:56:57.205	10:56:57.205	10:59:07.616	2:10.411	4:07.547		
3	11:05:49.327	11:05:49.327	11:10:12.268	4:22.941	8:30.488		

**65** Heiko Neumann Mercedes AMG GT3 2020

AM		Timo Rumpfkeil			Team Motopark		
N°	In Day Time	In Time	Out Time	Pit Time	T. Pit Time	Handicap	Diff.
1	10:46:57.048	10:46:57.048	10:47:26.576	29.528	29.528		
2	10:49:31.798	10:49:31.798	10:55:21.699	5:49.901	6:19.429		
3	11:06:31.556	11:06:31.556	11:15:26.070	8:54.514	15:13.943		

**66** Stewart Proctor McLaren 720S GT3

PROAM		Lewis Proctor			Greystone GT		
N°	In Day Time	In Time	Out Time	Pit Time	T. Pit Time	Handicap	Diff.
1	10:41:15.851	10:41:15.851	10:44:03.274	2:47.423	2:47.423		
2	10:52:34.318	10:52:34.318	10:54:26.847	1:52.529	4:39.952		
3	11:06:18.728	11:06:18.728	11:10:07.944	3:49.216	8:29.168		

**69** Samuel De Haan McLaren 720S GT3

PRO		Charlie Fagg			Optimum Motorsport		
N°	In Day Time	In Time	Out Time	Pit Time	T. Pit Time	Handicap	Diff.
1	10:38:31.956	10:38:31.956	10:41:09.705	2:37.749	2:37.749		
2	10:49:25.350	10:49:25.350	10:53:32.432	4:07.082	6:44.831		
3	11:01:55.435	11:01:55.435	11:04:26.373	2:30.938	9:15.769		
4	11:06:54.162	11:06:54.162	11:10:47.563	3:53.401	13:09.170		

**71** Franck Dezoteux Ferrari 488 GT3 MY 2020

AM					AF Corse		
N°	In Day Time	In Time	Out Time	Pit Time	T. Pit Time	Handicap	Diff.
1	10:55:31.492	10:55:31.492	11:02:02.292	6:30.800	6:30.800		
2	11:07:40.024	11:07:40.024	11:18:17.019	10:36.995	17:07.795		

**84** Andrew Gilbert McLaren 720S GT3

PROAM		Fran Rueda			Altitude Racing by Optimum Motorsport		
N°	In Day Time	In Time	Out Time	Pit Time	T. Pit Time	Handicap	Diff.
1	10:43:15.658	10:43:15.658	10:45:16.511	2:00.853	2:00.853		
2	10:57:43.141	10:57:43.141	11:02:51.954	5:08.813	7:09.666		
3	11:08:03.419	11:08:03.419	11:10:49.693	2:46.274	9:55.940		

**88** Gino Forgione Ferrari 488 GT3 MY 2020

AM*		Andrea Montermini			AF Corse		
N°	In Day Time	In Time	Out Time	Pit Time	T. Pit Time	Handicap	Diff.
1	10:45:14.116	10:45:14.116	10:48:11.087	2:56.971	2:56.971		
2	11:01:08.472	11:01:08.472	11:16:31.134	15:22.662	18:19.633		

**91** Ernst Kirchmayr Ferrari 488 GT3 Evo

AM		Philipp Baron			Team Baron Motorsport		
N°	In Day Time	In Time	Out Time	Pit Time	T. Pit Time	Handicap	Diff.
1	10:50:17.465	10:50:17.465	10:50:48.244	30.779	30.779		
2	10:52:57.601	10:52:57.601	10:57:09.511	4:11.910	4:42.689		
3	11:05:48.062	11:05:48.062	11:11:05.345	5:17.283	9:59.972		
4	11:19:29.006	11:19:29.006	11:22:37.352	3:08.346	13:08.318		

**99** Patrick Kolb Porsche 991.2 GT3 R

PRO		Alfred Renauer			Lionspeed GP		
N°	In Day Time	In Time	Out Time	Pit Time	T. Pit Time	Handicap	Diff.
1	10:35:33.984	10:35:33.984	10:37:01.406	1:27.422	1:27.422		
2	10:51:59.572	10:51:59.572	10:55:35.971	3:36.399	5:03.821		
3	11:06:28.326	11:06:28.326	11:10:27.133	3:58.807	9:02.628		

**133** Murat Ruhu Cuhadaroglu Ferrari 488 GT3 Evo

AM		Emanuele Maria Tabacchi			Kessel Racing		
N°	In Day Time	In Time	Out Time	Pit Time	T. Pit Time	Handicap	Diff.
1	11:03:37.534	11:03:37.534	11:10:06.538	6:29.004	6:29.004		

**777** Marcin Jedliński Audi R8 LMS 2018

PROAM		Karol Basz			Olimp Racing		
N°	In Day Time	In Time	Out Time	Pit Time	T. Pit Time	Handicap	Diff.
1	10:46:47.439	10:46:47.439	10:47:58.418	1:10.979	1:10.979		
2	10:50:00.200	10:50:00.200	10:59:06.022	9:05.822	10:16.801		
3	11:05:42.193	11:05:42.193	11:11:17.715	5:35.522	15:52.323		

**786** Kiki Sak Nana Mercedes AMG GT3 2023

AM		Adam Osieka			GetSpeed		
N°	In Day Time	In Time	Out Time	Pit Time	T. Pit Time	Handicap	Diff.
1	11:05:36.802	11:05:36.802	11:10:09.761	4:32.959	4:32.959		

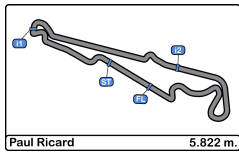
**911** Axel Blom Mercedes AMG GT3 2023

PROAM		Steve Jans			GetSpeed		
N°	In Day Time	In Time	Out Time	Pit Time	T. Pit Time	Handicap	Diff.
1	10:48:37.538	10:48:37.538	10:52:04.154	3:26.616	3:26.616		
2	11:07:50.595	11:07:50.595	11:12:54.047	5:03.452	8:30.068		

**007** Jahid Fazal-Karim Aston Martin GT3 AMR MY2019

AM		Pascal Bachmann			Street-Art Racing		
N°	In Day Time	In Time	Out Time	Pit Time	T. Pit Time	Handicap	Diff.
1	10:35:12.377	10:35:12.377	10:36:28.122	1:15.745	1:15.745		
2	10:53:45.948	10:53:45.948	10:56:12.353	2:26.405	3:42.150		
3	11:05:36.099	11:05:36.099	11:10:54.623	5:18.524	9:00.674		

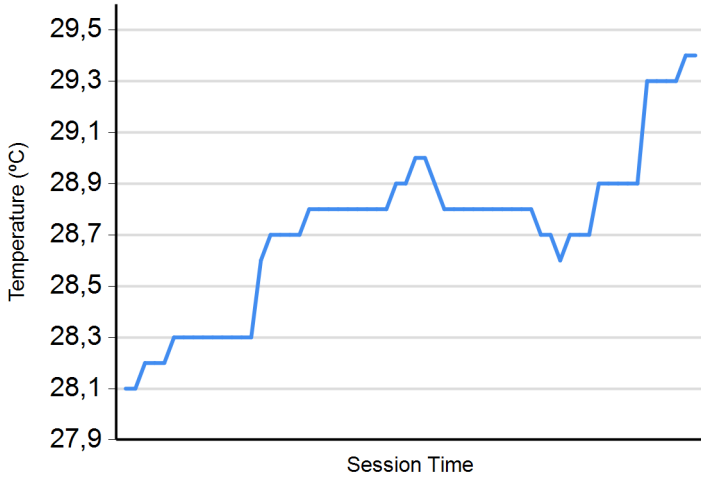




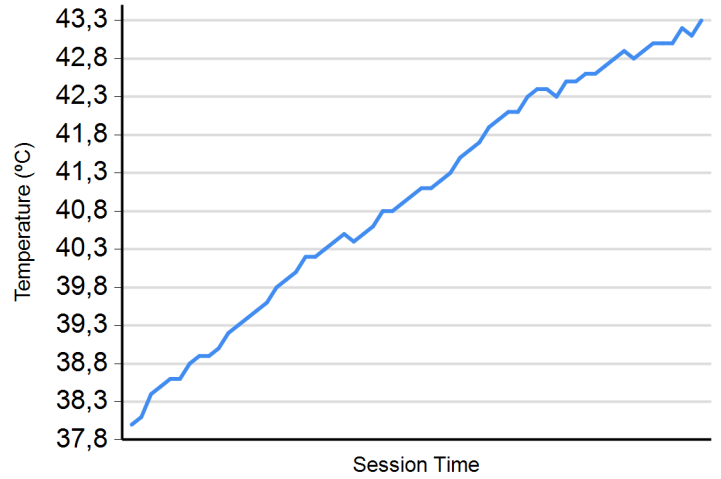
**Paul Ricard**  
**International GT Open**  
**Free Practice - 1**  
**Weather Report**



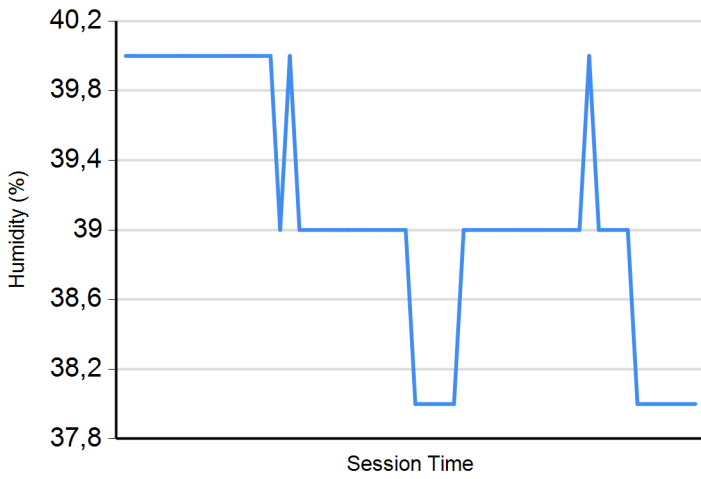
**Air Temperature**



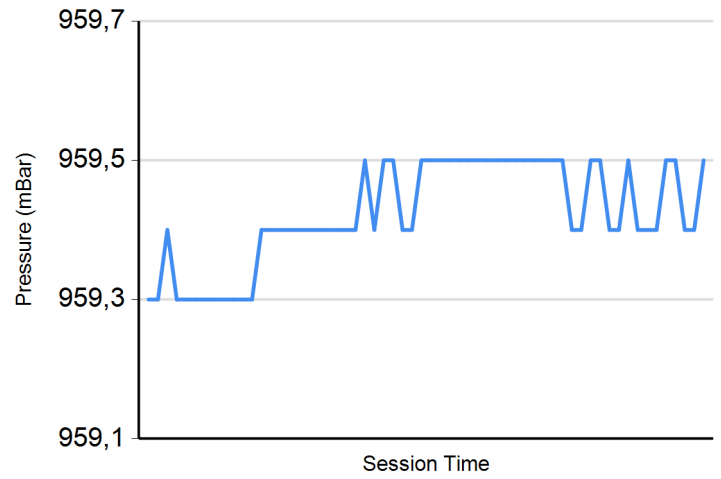
**Track Temperature**



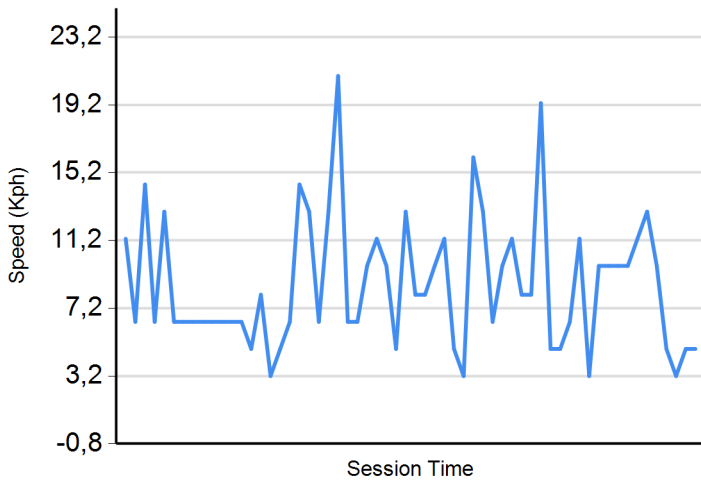
**Humidity**



**Pressure**



**Wind Speed**



**Wind direction**

North = 0°/360° Est = 90° South = 180° West = 270°

