

Circuit Paul Ricard, Length: 5822m

# Fanatec GT WorldChEU pwrd by AWS Endurance Cup Round 3

## GT4 European Series

### Race 1

STEWARDS  
LOG NR 60

### Result List

Final Classification

03 June 2023 14:55:00



POSTED  
at 19h46m

#### Stewards / Race Management

<b>STEWARD</b>	Steve Burns
<b>STEWARD</b>	Wim Cools / Claes G Elofsson
<b>STEWARD</b>	Jean-Marie Krempff
<b>RACE DIRECTOR</b>	Joel Do Vale
<b>CLERK OF THE COURSE</b>	Jean-Louis Sorci
<b>TECHNICAL DELEGATE</b>	Jean Marie Beauloye
<b>CHIEF TIMEKEEPER</b>	Steffen Ruhl/Daniel Schulze

#### Weather Start/Finish

<b>AIR</b>	22.1°C
<b>TRACK</b>	38.5°C
<b>CONDITIONS</b>	Dry
<b>PRESSURE</b>	967 hPa
<b>AIR</b>	21.2°C
<b>TRACK</b>	37.8°C
<b>CONDITIONS</b>	Dry
<b>PRESSURE</b>	967 hPa

#### Track Information

<b>GREEN FLAG</b>	14:55:02
<b>CHEQUERED FLAG</b>	15:56:52
<b>SAFETY CAR PHASE</b>	1
<b>FULL COURSE YELLOW PHASE</b>	0
<b>TRACK NAME</b>	Circuit Paul Ricard
<b>TRACK LENGTH</b>	5822m
<b>TURN COUNT</b>	15
<b>TOTAL DISTANCE</b>	145.55km
<b>FASTEST LAP:</b>	#8. POT - 2:13.413

STARTED: 55 CLASSIFIED: 49 NOT CLASSIFIED: 6 DISQUALIFIED: 0

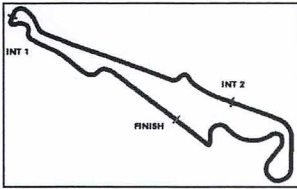
Nr. Drivers	Team	Laps	Total Time	Gap	Kph	Lap	Time	Kph
Cl. Car	Entrant							
1 74 V.Weyrich/K.Lachenauer Silver Aston Martin Vantage AMR GT4	Racing Spirit of Léman Racing Spirit of Léman	25	1:01:49.337		140.9	11	2:13.729	156.7
2 8 A.Potty/E.Cheli Silver Toyota GR Supra GT4 EVO	Xwift Racing Events Xwift Racing Events	25	1:01:51.975	2.638	140.8	9	2:13.413	157.1
3 3 B.Lariche/R.Consani Silver Audi R8 LMS GT4	Team Speedcar Robert Consani	25	1:01:57.272	7.935	140.9	10	2:14.016	156.3
4 4 M.De Fulgencio/M.Lenerz Silver Mercedes-AMG GT4	BCMC Motorsport powered by EastSide Motorsport BCMC Motorsport powered by EastSide Motorsport	25	1:01:57.570	8.233	140.7	9	2:14.140	156.2
5 42 G.Guilvert/C.Hamon PAM Audi R8 LMS GT4	Sainteloc Junior Team Sainteloc Junior Team	25	1:02:03.644	14.307	140.5	8	2:14.036	156.3
6 110 P.Cauhaup/S.Tirman Silver Alpine A110 GT4 EVO	Autosport GP LS Group Performance Simon Tirman	25	1:02:05.541	16.204	140.3	9	2:13.851	156.5
7 12 B.Besler/T.Edgar Silver BMW M4 GT4 G82	Borusan Otomotiv Motorsport Borusan Otomotiv Motorsport	25	1:02:07.784	18.447	140.5	10	2:14.117	156.2
8 78 J.Mitchell/W.Jenkins Silver McLaren Artura GT4	Elite Motorsport with Entire Race Engineering Elite Motorsport	25	1:02:17.910	28.573	140.1	8	2:14.394	155.9
9 10 A.Varutti AM Porsche 718 Cayman GT4 RS CS	AVR-AVVATAR Alban Varutti	25	1:02:22.472	33.135	140.0	8	2:14.549	155.7
10 111 G.Castelli/A.Cougnaud Silver Audi R8 LMS GT4	CSA Racing Gael Castelli	25	1:02:24.129	34.792	139.8	10	2:14.754	155.5
11 55 L.Hurgon/A.Ferte AM Alpine A110 GT4 EVO	Autosport GP LS Group Performance Laurent Hurgon	25	1:02:24.341	35.004	140.0	9	2:14.817	155.4
12 2 M.Schrey/G.Piana Silver BMW M4 GT4 G82	Hofor Racing by Bonk Motorsport Hofor Racing by Bonk Motorsport	25	1:02:24.721	35.384	140.1	19	2:15.143	155.0
13 36 A.Leclerc/L.Villiger PAM Alpine A110 GT4 EVO	Code Racing Development Antoine Leclerc	25	1:02:25.066	35.729	139.8	8	2:14.139	156.2
14 15 A.Papadopulos/L.Ibanez Silver Mercedes-AMG GT4	NM Racing Team NM Racing Team	25	1:02:27.100	37.763	140.3	7	2:14.588	155.7
15 30 H.Still/M.Kronberg PAM Porsche 718 Cayman GT4 RS CS	W&S Motorsport W&S Motorsport GmbH	25	1:02:30.383	41.046	139.5	10	2:14.644	155.6
16 22 A.Hartvig/N.Schaap Silver Porsche 718 Cayman GT4 RS CS	Allied Racing Allied Racing GmbH	25	1:02:30.756	41.419	139.7	8	2:14.856	155.4
17 5 J.Day/R.del Sarte Silver Aston Martin Vantage AMR GT4	Mirage Racing Ruben del Sarte	25	1:02:30.930	41.593	139.9	8	2:14.708	155.5
18 46 L.Martins/S.Bottemanne Silver Audi R8 LMS GT4	Fullmotorsport Sacha Bottemanne	25	1:02:34.901	45.564	140.1	13	2:14.558	155.7
19 24 F.Briche/J.Briche PAM Aston Martin Vantage AMR GT4	JSB Competition Julien Briche	25	1:02:38.120	48.783	139.7	12	2:14.898	155.3
20 20 D.Bulatov/L.Mayer PAM Mercedes-AMG GT4	EastSide Motorsport EastSide Motorsport	25	1:02:38.698	49.361	139.2	10	2:14.329	156.0
21 23 P.Lefterov/S.Bostandjiev Silver Porsche 718 Cayman GT4 RS CS	Overdrive Racing MC Overdrive Racing	25	1:02:41.492	52.155	139.7	8	2:14.722	155.5

ver: 2.0

Page 1/ 3 printed: 3.6.2023 19:01



THANK YOU FOR CONSIDERING THE ENVIRONMENT BEFORE PRINTING THIS DOCUMENT



Circuit Paul Ricard, Length: 5822m

# Fanatec GT WorldChEU pwr'd by AWS Endurance Cup Round 3

## GT4 European Series



### Race 1

STEWARDS  
LOG NR 60/a

### Result List

Final Classification

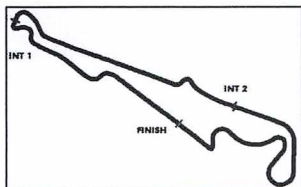
03 June 2023 14:55:00

Nr. Drivers	Team	Laps	Total Time	Gap	Kph	Lap	Time	Kph
Cl. Car	Entrant							
22 11 E.Joulié/Y.Gedik Silver BMW M4 GT4 G82	Borusan Otomotiv Motorsport Borusan Otomotiv Motorsport	25	1:02:43.834	54.497	139.6	7	2:14.215	156.1
23 72 K.Jimenez/F.Grizard AM Aston Martin Vantage AMR GT4	GPA Racing Florent Grizard	25	1:02:45.005	55.668	139.4	7	2:14.881	155.3
24 45 N.Abramczyk/R.Vozniak PAM Audi R8 LMS GT4	Fullmotorsport Vozniak Romain	25	1:02:45.224	55.887	139.5	9	2:14.735	155.5
25 26 A.Rabindra/R.Gillion PAM Aston Martin Vantage AMR GT4	Racing Spirit of Léman Racing Spirit of Léman	25	1:02:45.890	56.553	139.3	9	2:14.972	155.2
26 17 D.Rappange/K.Herremans Silver Chevrolet Camaro GT4.R	V8 Racing V8 Racing	25	1:02:53.165	1:03.828	141.8	8	2:14.544	155.7
27 18 L.Stegmann/M.Lungstrass PAM Aston Martin Vantage AMR GT4	TSR Team Spirit Racing racing one GmbH	25	1:02:53.717	1:04.380	139.7	8	2:14.601	155.7
28 16 F.Vava-Atanackovic/J.Knoll PAM Mercedes-AMG GT4	NM Racing Team NM Racing Team	25	1:02:56.480	1:07.143	138.7	9	2:14.465	155.8
29 88 S.Safronov/A.Vaintrub PAM Mercedes-AMG GT4	NM Racing Team NM Racing Team	25	1:02:56.701	1:07.364	138.9	7	2:15.359	154.8
30 298 V.Bouveng/J.Walde Pro-A BMW M4 GT4 G82	M-Bilar Racing M-Bilar Racing	25	1:02:59.283	1:09.946	139.0	7	2:14.771	155.5
31 288 D.Roos/E.Behrens Pro-A McLaren Artura GT4	Alfab Racing Alfab Racing	25	1:03:04.263	1:14.926	138.7	7	2:15.026	155.2
32 98 T.Buret/V.Bouteiller Silver Aston Martin Vantage AMR GT4	AGS Events Vincent Bouteiller	25	1:03:07.680	1:18.343	139.0	16	2:15.413	154.7
33 93 R.Dort/S.Paulet Silver Porsche 718 Cayman GT4 RS CS	SRS Team Sorg Rennsport Sorg Rennsport GmbH	25	1:03:07.681	1:18.344	139.4	12	2:15.652	154.5
34 75 I.Jacoma/N.Leutwiler AM Porsche 718 Cayman GT4 RS CS	Centri Porsche Ticino Amag First Rennsport	25	1:03:10.077	1:20.740	139.1	9	2:15.668	154.4
35 94 I.Ekelchik/L.Duker Silver Porsche 718 Cayman GT4 RS CS	SRS Team Sorg Rennsport Sorg Rennsport GmbH	25	1:03:11.060	1:21.723	138.5	7	2:15.360	154.8
36 35 H.de Sadeleer/S.Perissoutti Silver Alpine A110 GT4 EVO	Code Racing Development Sandro Perissoutti	25	1:03:11.604	1:22.267	140.3	22	2:14.521	155.8
37 442 G.Xavier/T.Hagler PAM Porsche 718 Cayman GT4 RS CS	W&S Motorsport W&S Motorsport GmbH	25	1:03:11.743	1:22.406	138.8	7	2:15.556	154.6
38 21 J.Dominici/J.Leandri AM Alpine A110 GT4 EVO	Chazel Technologie Course Jean-Paul Dominici	25	1:03:17.888	1:28.551	138.4	10	2:15.382	154.8
39 14 A.Beltoise/C.Saleilles PAM Audi R8 LMS GT4	Sainteloc Junior Team Sainteloc Junior Team	25	1:03:19.419	1:30.082	138.9	8	2:14.954	155.3
40 87 R.Monti/J.Grimaud PAM Mercedes-AMG GT4	Armada Racing Jordan Grimaud	25	1:03:21.101	1:31.764	138.3	8	2:15.243	154.9
41 53 M.Tresoldi/D.Meloni AM BMW M4 GT4 G82	W&D Racing Team W&D Racing Team Srl	25	1:03:22.147	1:32.810	138.9	23	2:15.783	154.3
42 229 R.Hedberg/N.Hagberg Pro-A Toyota GR Supra GT4	Toyota Gazoo Racing Sweden Toyota Gazoo Racing Sweden	25	1:03:57.681	2:08.344	137.0	8	2:16.005	154.1
43 221 H.Ricknas/C.Ward AMC Mercedes-AMG GT4	RMS RMS	25	1:03:58.213	2:08.876	137.5	13	2:17.095	152.8
44 278 G.Bard/P.Skoog AMC Porsche 718 Cayman GT4 RS CS	Race Team Gellerasen by AFR Race Team Gellerasen by AFR	25	1:04:05.376	2:16.039	137.3	16	2:17.574	152.3
45 290 E.Skaras/H.Holmlund Pro-A Toyota GR Supra GT4 EVO	Toyota Gazoo Racing Sweden Toyota Gazoo Racing Sweden	25	1:04:48.910	2:59.573	134.4	8	2:14.024	156.3
46 204 O.Gulberg/D.Nilsson Pro-A Porsche 718 Cayman GT4 RS CS	Otto Racing Otto Racing	24	1:02:01.879	1 LAP	136.0	8	2:15.997	154.1
47 255 A.Ahlberg/M.Brunnhagen Pro-A Toyota GR Supra GT4 EVO	Toyota Gazoo Racing Sweden Toyota Gazoo Racing Sweden	24	1:02:09.909	1 LAP	135.7	9	2:14.929	155.3
48 13 I.Tzonev/J.Bölting AM Porsche 718 Cayman GT4 RS CS	Overdrive Racing MC Overdrive Racing	24	1:03:06.204	1 LAP	133.6	24	2:18.967	150.8

ver: 2.0

Page 2/ 3 printed: 3.6.2023 19:01





Circuit Paul Ricard, Length: 5822m

# Fanatec GT WorldChEU pwr'd by AWS Endurance Cup Round 3

GT4 European Series

Race 1

STEWARDS  
LOG NR 60/b

## Result List

Final Classification

03 June 2023 14:55:00



Nr. Drivers	Team	Laps	Total Time	Gap	Kph	Lap	Time	Kph
Cl. Car	Entrant							
49 44 O.Kristensen/J.Wallace PAM Porsche 718 Cayman GT4 RS CS	Allied Racing Allied Racing GmbH	23	58:41.552	2LAPS	137.8	8	2:15.603	154.5
<b>Not classified</b>								
77 J.Rattican/T.Emson Silver McLaren Artura GT4	Elite Motorsport with Entire Race Engineering Elite Motorsport	14	37:38.004	11LAPS	129.7	7	2:14.743	155.5
48 B.Voisin/J.Miller Silver Aston Martin Vantage AMR GT4	GPA Racing Bailey Voisin	9	24:50.763	16LAPS	125.5	8	2:15.120	155.1
83 H.Roch/F.Boeri AM Audi R8 LMS GT4	Team Speedcar Fabien Boeri							
7 R.Carton/L.Meric Silver Aston Martin Vantage AMR GT4	Mirage Racing by MB Performance Romain Carton							
19 J.Bäckman/A.Bäckman Silver Aston Martin Vantage AMR GT4	Racing One racing one GmbH							
67 M.Lopez Gutierrez/P.Petit Silver Audi R8 LMS GT4	Sainteloc Junior Team Sainteloc Junior Team							
<b>Did not start</b>								
89 M.Parisy/N.Gomar PAM Aston Martin Vantage AMR GT4	AGS Events Nicolas Gomar							

Fastest lap of the race. Car 8 driver Antoine Potty on lap 9. Time 2:13.413, average speed 157.1 km/h.

CAR 14: 10 SEC TIME PENALTY - SPEEDING IN PITLANE (STEWARDS)

CAR 3: 5 SEC TIME PENALTY - PIT STOP OUT OF WINDOW (STEWARDS)

Steward: Steve Burns

Steward: Wim Cools / Claes G Eloffsson

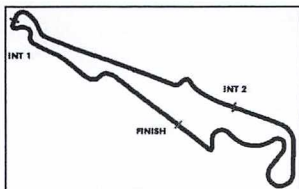
Steward: Jean-Marie Krempff

ver: 2.0

Page 3/ 3 printed: 3.6.2023 19:01



THANK YOU FOR CONSIDERING THE ENVIRONMENT BEFORE PRINTING THIS DOCUMENT



Circuit Paul Ricard, Length: 5822m

# Fanatec GT WorldChEU pwr'd by AWS Endurance Cup Round 3

## GT4 European Series

### Race 1

STEWARDS  
LOG NR 60/c

### Class Result List

Final Classification

03 June 2023 14:55:00



POSTED  
at 19 h 16 m

#### Stewards / Race Management

STEWARD	Steve Burns
STEWARD	Wim Cools / Claes G Elofsson
STEWARD	Jean-Marie Krempff
RACE DIRECTOR	Joel Do Vale
CLERK OF THE COURSE	Jean-Louis Sorci
TECHNICAL DELEGATE	Jean Marie Beauloye
CHIEF TIMEKEEPER	Steffen Ruhl/Daniel Schulze

#### Weather Start/Finish

AIR	22.1°C
TRACK	38.5°C
CONDITIONS	Dry
PRESSURE	967 hPa
AIR	21.2°C
TRACK	37.8°C
CONDITIONS	Dry
PRESSURE	967 hPa

#### Track Information

GREEN FLAG	14:55:02
CHEQUERED FLAG	15:56:52
SAFETY CAR PHASE	1
FULL COURSE YELLOW PHASE	0
TRACK NAME	Circuit Paul Ricard
TRACK LENGTH	5822m
TURN COUNT	15
TOTAL DISTANCE	145.55km
FASTEST LAP:	#8. POT - 2:13.413

STARTED: 55 CLASSIFIED: 49 NOT CLASSIFIED: 6 DISQUALIFIED: 0

Nr. Drivers	Team	Laps	Total Time	Gap	Kph	Lap	Time	Kph
Car	Entrant							

#### CLASS: AM Cup

Started: 8

Classified: 7

Not Classified: 1

1	10	<b>A.Varutti</b> Porsche 718 Cayman GT4 RS CS	<b>AVR-AVVATAR</b> Alban Varutti	25	1:02:22.472	140.0	8	2:14.549	155.7
2	55	<b>L.Hurgon/A.Ferte</b> Alpine A110 GT4 EVO	<b>Autosport GP LS Group Performance</b> Laurent Hurgon	25	1:02:24.341	1.869 140.0	9	2:14.817	155.4
3	72	<b>K.Jimenez/F.Grizard</b> Aston Martin Vantage AMR GT4	<b>GPA Racing</b> Florent Grizard	25	1:02:45.005	22.533 139.4	7	2:14.881	155.3
4	75	<b>I.Jacoma/N.Leutwiler</b> Porsche 718 Cayman GT4 RS CS	<b>Centri Porsche Ticino</b> Amag First Rennsport	25	1:03:10.077	47.605 139.1	9	2:15.668	154.4
5	21	<b>J.Dominici/J.Leandri</b> Alpine A110 GT4 EVO	<b>Chazel Technologie Course</b> Jean-Paul Dominici	25	1:03:17.888	55.416 138.4	10	2:15.382	154.8
6	53	<b>M.Tresoldi/D.Meloni</b> BMW M4 GT4 G82	<b>W&amp;D Racing Team</b> W&D Racing Team Srl	25	1:03:22.147	59.675 138.9	23	2:15.783	154.3
7	13	<b>I.Tzonev/J.Böling</b> Porsche 718 Cayman GT4 RS CS	<b>Overdrive Racing</b> MC Overdrive Racing	24	1:03:06.204	1 LAP 133.6	24	2:18.967	150.8

#### Not classified

83	H.Roch/F.Boeri	<b>Team Speedcar</b>
	Audi R8 LMS GT4	Fabien Boeri

Fastest lap of the class. Car 10 driver Alban Varutti on lap 8. Time 2:14.549, average speed 155.7 km/h.

#### CLASS: AM Cup S

Started: 2

Classified: 2

Not Classified: 0

1	221	<b>H.Ricknas/C.Ward</b> Mercedes-AMG GT4	<b>RMS</b> RMS	25	1:03:58.213	137.5	13	2:17.095	152.8
2	278	<b>G.Bard/P.Skoog</b> Porsche 718 Cayman GT4 RS CS	<b>Race Team Gellerasen by AFR</b> Race Team Gellerasen by AFR	25	1:04:05.376	7.163 137.3	16	2:17.574	152.3

Fastest lap of the class. Car 221 driver Calle Ward on lap 13. Time 2:17.095, average speed 152.8 km/h.

#### CLASS: Pro-AM Cup

Started: 14

Classified: 14

Not Classified: 0

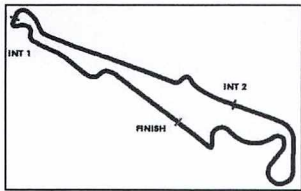
1	42	<b>G.Guilvert/C.Hamon</b> Audi R8 LMS GT4	<b>Sainteloc Junior Team</b> Sainteloc Junior Team	25	1:02:03.644	140.5	8	2:14.036	156.3
2	36	<b>A.Leclerc/L.Villiger</b> Alpine A110 GT4 EVO	<b>Code Racing Development</b> Antoine Leclerc	25	1:02:25.066	21.422 139.8	8	2:14.139	156.2
3	30	<b>H.Still/M.Kronberg</b> Porsche 718 Cayman GT4 RS CS	<b>W&amp;S Motorsport</b> W&S Motorsport GmbH	25	1:02:30.383	26.739 139.5	10	2:14.644	155.6
4	24	<b>F.Briche/J.Briche</b> Aston Martin Vantage AMR GT4	<b>JSB Competition</b> Julien Briche	25	1:02:38.120	34.476 139.7	12	2:14.898	155.3
5	20	<b>D.Bulatov/L.Mayer</b> Mercedes-AMG GT4	<b>EastSide Motorsport</b> EastSide Motorsport	25	1:02:38.698	35.054 139.2	10	2:14.329	156.0

ver: 2.0

Page 1/ 3 printed: 3.6.2023 19:01



THANK YOU FOR CONSIDERING THE ENVIRONMENT BEFORE PRINTING THIS DOCUMENT



Circuit Paul Ricard, Length: 5822m

Fanatec GT WorldChEU pwr'd by AWS Endurance Cup Round 3  
GT4 European Series

Race 1

STEWARDS  
LOG NR *604*

Class Result List

Final Classification

03 June 2023 14:55:00



Nr. Drivers	Team	Laps	Total Time	Gap	Kph	Lap	Time	Kph
Car	Entrant							
6 45 <b>N.Abramczyk/R.Vozniak</b> Audi R8 LMS GT4	Fullmotorsport Vozniak Romain	25	1:02:45.224	41.580	139.5	9	2:14.735	155.5
7 26 <b>A.Rabindra/R.Gillion</b> Aston Martin Vantage AMR GT4	Racing Spirit of Léman Racing Spirit of Léman	25	1:02:45.890	42.246	139.3	9	2:14.972	155.2
8 18 <b>L.Stegmann/M.Lungstrass</b> Aston Martin Vantage AMR GT4	TSR Team Spirit Racing racing one GmbH	25	1:02:53.717	50.073	139.7	8	2:14.601	155.7
9 16 <b>F.Vava-Atanackovic/J.Knoll</b> Mercedes-AMG GT4	NM Racing Team NM Racing Team	25	1:02:56.480	52.836	138.7	9	2:14.465	155.8
10 88 <b>S.Safronov/A.Vaintrub</b> Mercedes-AMG GT4	NM Racing Team NM Racing Team	25	1:02:56.701	53.057	138.9	7	2:15.359	154.8
11 442 <b>G.Xavier/T.Hagler</b> Porsche 718 Cayman GT4 RS CS	W&S Motorsport W&S Motorsport GmbH	25	1:03:11.743	1:08.099	138.8	7	2:15.556	154.6
12 14 <b>A.Beltoise/C.Saleilles</b> Audi R8 LMS GT4	Sainteloc Junior Team Sainteloc Junior Team	25	1:03:19.419	1:15.775	138.9	8	2:14.954	155.3
13 87 <b>R.Monti/J.Grimaud</b> Mercedes-AMG GT4	Armada Racing Jordan Grimaud	25	1:03:21.101	1:17.457	138.3	8	2:15.243	154.9
14 44 <b>O.Kristensen/J.Wallace</b> Porsche 718 Cayman GT4 RS CS	Allied Racing Allied Racing GmbH	23	58:41.552	2LAPS	137.8	8	2:15.603	154.5

Did not start

89 M.Parisy/N.Gomar Aston Martin Vantage AMR GT4	AGS Events Nicolas Gomar
---	-----------------------------

Fastest lap of the class. Car 42 driver Gregory Guilvert on lap 8. Time 2:14.036, average speed 156.3 km/h.

CLASS: Pro-AM Cup S

Started: 6

Classified: 6

Not Classified: 0

1 298 <b>V.Bouvang/J.Walde</b> BMW M4 GT4 G82	M-Bilar Racing M-Bilar Racing	25	1:02:59.283		139.0	7	2:14.771	155.5
2 288 <b>D.Roos/E.Behrens</b> McLaren Artura GT4	Alfab Racing Alfab Racing	25	1:03:04.263	4.980	138.7	7	2:15.026	155.2
3 229 <b>R.Hedberg/N.Hagberg</b> Toyota GR Supra GT4	Toyota Gazoo Racing Sweden Toyota Gazoo Racing Sweden	25	1:03:57.681	58.398	137.0	8	2:16.005	154.1
4 290 <b>E.Skaras/H.Holmlund</b> Toyota GR Supra GT4 EVO	Toyota Gazoo Racing Sweden Toyota Gazoo Racing Sweden	25	1:04:48.910	1:49.627	134.4	8	2:14.024	156.3
5 204 <b>O.Gulberg/D.Nilsson</b> Porsche 718 Cayman GT4 RS CS	Otto Racing Otto Racing	24	1:02:01.879	1 LAP	136.0	8	2:15.997	154.1
6 255 <b>A.Ahlberg/M.Brunnhagen</b> Toyota GR Supra GT4 EVO	Toyota Gazoo Racing Sweden Toyota Gazoo Racing Sweden	24	1:02:09.909	1 LAP	135.7	9	2:14.929	155.3

Fastest lap of the class. Car 290 driver Emil Skaras on lap 8. Time 2:14.024, average speed 156.3 km/h.

CLASS: Silver Cup

Started: 25

Classified: 20

Not Classified: 5

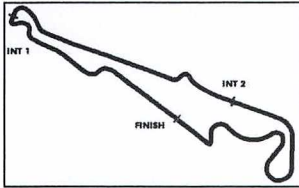
1 74 <b>V.Weyrich/K.Lachenauer</b> Aston Martin Vantage AMR GT4	Racing Spirit of Léman Racing Spirit of Léman	25	1:01:49.337		140.9	11	2:13.729	156.7
2 8 <b>A.Potty/E.Cheli</b> Toyota GR Supra GT4 EVO	Xswift Racing Events Xswift Racing Events	25	1:01:51.975	2.638	140.8	9	2:13.413	157.1
3 3 <b>B.Lariche/R.Consani</b> Audi R8 LMS GT4	Team Speedcar Robert Consani	25	1:01:57.272	7.935	140.9	10	2:14.016	156.3
4 4 <b>M.De Fulgencio/M.Lenerz</b> Mercedes-AMG GT4	BCMC Motorsport powered by EastSide Motorsport BCMC Motorsport powered by EastSide Motorsport	25	1:01:57.570	8.233	140.7	9	2:14.140	156.2
5 110 <b>P.Cauhaupé/S.Tirman</b> Alpine A110 GT4 EVO	Autosport GP LS Group Performance Simon Tirman	25	1:02:05.541	16.204	140.3	9	2:13.851	156.5
6 12 <b>B.Besler/T.Edgar</b> BMW M4 GT4 G82	Borusan Otomotiv Motorsport Borusan Otomotiv Motorsport	25	1:02:07.784	18.447	140.5	10	2:14.117	156.2

ver: 2.0

Page 2/ 3 printed: 3.6.2023 19:01



THANK YOU FOR CONSIDERING THE ENVIRONMENT BEFORE PRINTING THIS DOCUMENT



Circuit Paul Ricard, Length: 5822m

Fanatec GT WorldChEU pwr'd by AWS Endurance Cup Round 3  
GT4 European Series

Race 1  
**STEWARDS**  
LOG NR 606

Class Result List



Final Classification

03 June 2023 14:55:00

Nr.	Drivers	Team	Laps	Total Time	Gap	Kph	Lap	Time	Kph
	Car	Entrant							
7	78 J.Mitchell/W.Jenkins McLaren Artura GT4	Elite Motorsport with Entire Race Engineering Elite Motorsport	25	1:02:17.910	28.573	140.1	8	2:14.394	155.9
8	111 G.Castelli/A.Cougnaud Audi R8 LMS GT4	CSA Racing Gael Castelli	25	1:02:24.129	34.792	139.8	10	2:14.754	155.5
9	2 M.Schrey/G.Piana BMW M4 GT4 G82	Hofor Racing by Bonk Motorsport Hofor Racing by Bonk Motorsport	25	1:02:24.721	35.384	140.1	19	2:15.143	155.0
10	15 A.Papadopoulos/L.Ibanez Mercedes-AMG GT4	NM Racing Team NM Racing Team	25	1:02:27.100	37.763	140.3	7	2:14.588	155.7
11	22 A.Hartvig/N.Schaap Porsche 718 Cayman GT4 RS CS	Allied Racing Allied Racing GmbH	25	1:02:30.756	41.419	139.7	8	2:14.856	155.4
12	5 J.Day/R.del Sarte Aston Martin Vantage AMR GT4	Mirage Racing Ruben del Sarte	25	1:02:30.930	41.593	139.9	8	2:14.708	155.5
13	46 L.Martins/S.Bottemanne Audi R8 LMS GT4	Fullmotorsport Sacha Bottemanne	25	1:02:34.901	45.564	140.1	13	2:14.558	155.7
14	23 P.Lefterov/S.Bostandjiev Porsche 718 Cayman GT4 RS CS	Overdrive Racing MC Overdrive Racing	25	1:02:41.492	52.155	139.7	8	2:14.722	155.5
15	11 E.Joullie/Y.Gedik BMW M4 GT4 G82	Borusan Otomotiv Motorsport Borusan Otomotiv Motorsport	25	1:02:43.834	54.497	139.6	7	2:14.215	156.1
16	17 D.Rappange/K.Herremans Chevrolet Camaro GT4.R	V8 Racing V8 Racing	25	1:02:53.165	1:03.828	141.8	8	2:14.544	155.7
17	98 T.Buret/V.Bouteiller Aston Martin Vantage AMR GT4	AGS Events Vincent Bouteiller	25	1:03:07.680	1:18.343	139.0	16	2:15.413	154.7
18	93 R.Dort/S.Paulet Porsche 718 Cayman GT4 RS CS	SRS Team Sorg Rennsport Sorg Rennsport GmbH	25	1:03:07.681	1:18.344	139.4	12	2:15.652	154.5
19	94 I.Ekelchik/L.Duker Porsche 718 Cayman GT4 RS CS	SRS Team Sorg Rennsport Sorg Rennsport GmbH	25	1:03:11.060	1:21.723	138.5	7	2:15.360	154.8
20	35 H.de Sadeleer/S.Perissoutti Alpine A110 GT4 EVO	Code Racing Development Sandro Perissoutti	25	1:03:11.604	1:22.267	140.3	22	2:14.521	155.8
<b>Not classified</b>									
77	J.Rattican/T.Emson McLaren Artura GT4	Elite Motorsport with Entire Race Engineering Elite Motorsport	14	37:38.004	11LAPS	129.7	7	2:14.743	155.5
48	B.Voisin/J.Miller Aston Martin Vantage AMR GT4	GPA Racing Bailey Voisin	9	24:50.763	16LAPS	125.5	8	2:15.120	155.1
7	R.Carton/L.Meric Aston Martin Vantage AMR GT4	Mirage Racing by MB Performance Romain Carton							
19	J.Bäckman/A.Bäckman Aston Martin Vantage AMR GT4	Racing One racing one GmbH							
67	M.Lopez Gutierrez/P.Petit Audi R8 LMS GT4	Sainteloc Junior Team Sainteloc Junior Team							

Fastest lap of the class. Car 8 driver Antoine Potty on lap 9. Time 2:13.413, average speed 157.1 km/h.

CAR 14: 10 SEC TIME PENALTY - SPEEDING IN PITLANE (STEWARDS)

CAR 3: 5 SEC TIME PENALTY - PIT/STOP OUT OF WINDOW (STEWARDS)

Steward: Steve Burns

Steward: Wim Cools / Claes G Elofsson

Steward: Jean-Marie Krempff

ver: 2.0

Page 3/ 3 printed: 3.6.2023 19:01



THANK YOU FOR CONSIDERING THE ENVIRONMENT BEFORE PRINTING THIS DOCUMENT