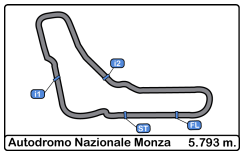

Autodromo Nazionale Monza
International GT Open
Race - 1
Provisional Results

Cls	Nº	Entrant/Team	Nat	Driver 1	Nat	Driver 2	Nat	Vehicle	Cat	Cl	Laps	Total Time	Gap	Interval	Km/h	Best	Time	Km/h
1	**24**	Dinamic Motorsport	ITA	Klaus Bachler	AUT	**Riccardo Cazzaniga**	ITA	Porsche 991 GT3 R 2019	PRO	1	24	**1:00:15.864**			138.4	20	1:59.621	174.3
2	**33**	Team GT	DEU	**Florian Scholze**	DEU	Alain Valente	CHE	Mercedes AMG GT3 EVO - 2021	PROAM	1	24	**1:00:18.867**	3.003	3.003	138.3	20	2:01.537	171.5
3	**73**	Kessel Racing	CHE	Roman Ziemian	POL	**Axcil Jefferies**	ZWE	Ferrari 488 GT3 Evo	PROAM	2	24	**1:00:18.959**	3.095	0.092	138.3	8	1:59.815	174.0
4	**133**	Kessel Racing	CHE	**Murat Ruhi Cuhadaroglu**	TUR	David Fumanelli	ITA	Ferrari 488 GT3 Evo	PROAM	3	24	**1:00:20.267**	4.403	1.308	138.2	19	2:00.009	173.7
5	**54**	SPS Automotive Performance	DEU	Dexter Müller	CHE	**Yannick Mettler**	CHE	Mercedes AMG GT3 - 2020	PROAM	4	24	**1:00:20.858**	4.994	0.591	138.2	16	1:59.686	174.2
6	**911**	GetSpeed Performance	DEU	**Sébastien Baud**	FRA	Steve Jans	LUX	Mercedes AMG GT3 - 2022	PRO	2	24	**1:00:21.894**	6.030	1.036	138.1	19	2:01.441	171.7
7	**19**	Oregon Team	ITA	**Kevin Gilardoni**	CHE	Glenn Van Berlo	NLD	Lamborghini Huracan GT3 EVO MY2022	PRO	3	24	**1:00:23.928**	8.064	2.034	138.1	10	2:00.404	173.2
8	**63**	Oregon Team	ITA	Benjamin Hites	CHL	**Leonardo Pulcini**	ITA	Lamborghini Huracan GT3 EVO MY2022	PRO	4	24	**1:00:23.964**	8.100	0.036	138.1	7	1:59.963	173.8
9	**9**	GetSpeed Performance	DEU	Janine Shoffner	GBR	**Moritz Kranz**	DEU	Mercedes AMG GT3 - 2022	PROAM	5	24	**1:00:24.737**	8.873	0.773	138.0	10	2:00.691	172.7
10	**55**	AF Corse	ITA	**Laurent De Meeus**	BEL	Jamie Stanley	GBR	Ferrari 488 GT3 Evo	PROAM	6	24	**1:00:25.068**	9.204	0.331	138.0	19	2:01.872	171.1
11	**777**	Olimp Racing	POL	Marcin Jedlinski	POL	**Karol Basz**	POL	Audi R8 GT3 Evo 2	PROAM	7	24	**1:00:26.844**	10.980	1.776	138.0	18	2:00.722	172.7
12	**25**	Mann Filter Team Landgraf	DEU	Alexander Hrachowina	AUT	**Martin Konrad**	AUT	Mercedes AMG GT3 EVO - 2021	AM	1	24	**1:00:29.297**	13.433	2.453	137.9	10	2:01.882	171.1
13	**11**	Kessel Racing	CHE	Stephen Earle	USA	**Erwin Zanotti**	ITA	Ferrari 488 GT3 Evo	AM	2	24	**1:00:31.527**	15.663	2.230	137.8	9	2:03.100	169.4
14	**007**	Street Art Racing	BEL	Pascal Bachmann	CHE			Aston Martin GT3 AMR MY2019	AM	3	24	**1:00:32.340**	16.476	0.813	137.7	9	2:05.416	166.2
15	**76**	7TSIX	GBR	**Bradley Ellis**	GBR	Leo Loucas	CYP	McLaren 720 S GT3	PROAM	8	24	**1:00:35.908**	20.044	3.568	137.6	11	2:00.680	172.8
16	**5**	Olimp Racing	POL	Stanislaw Jedlinski	POL	**Krystian Korzeniowski**	POL	Ferrari 488 GT3 MY 2021	AM	4	24	**1:00:43.169**	27.305	7.261	137.3	9	2:01.808	171.2
17	**72**	Optimum Motorsport	GBR	**Nick Moss**	GBR	Joe Osborne	GBR	McLaren 720 S GT3	PRO	5	20	**50:09.246**	4 Laps	4 Laps	138.6	19	2:00.461	173.1
18	**525**	Imperiale Racing	ITA	**James Roe**	IRL	Alberto Di Folco	ITA	Lamborghini Huracan GT3 EVO	PRO	6	19	**48:00.405**	5 Laps	1 Lap	137.5	10	2:00.999	172.3
Not classified: (Requirements: 75% of number laps of leader = 18 Laps)																		
	99	Nova Race Events	ITA	Zhiwei Lu	CHN	**LiangBo Yao**	CHN	Honda NSX GT3	AM*	5	11	**34:39.333**	13 Laps	8 Laps	110.3	8	2:02.809	169.8
	786	GetSpeed Performance	DEU	Kiki Sak Nana	THA	**Adam Osieka**	DEU	Mercedes AMG GT3 - 2022	AM	6								
	8	Il Barone Rampante	ITA	Giuseppe Cipriani	ITA			Lamborghini Huracan GT3 EVO	AM	7								

Fastest lap Bachler - Cazzaniga in 1:59.621 at 174.3 Km/h in lap 20

Published at:.....

Air Temp: **17.0 °C** Air Temp: **14.9 °C** Humidity: **87 %** Track Status: **WET**

Stewards:	**Race Director:**	**Timekeeper:** Luis Angel García Nuñez JOB/I-0030-ESP

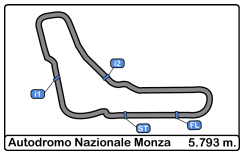

Autodromo Nazionale Monza
International GT Open
Race - 1
Provisional Results by Category

Cls	Nº	Entrant/Team	Nat	Driver 1	Nat	Driver 2	Nat	Vehicle	Cat	Cl	Laps	Total Time	Gap	Interval	Km/h	Best	Time	Km/h
PRO																		
1	**24**	Dinamic Motorsport	ITA	Klaus Bachler	AUT	**Riccardo Cazzaniga**	ITA	Porsche 991 GT3 R 2019	PRO	1	24	**1:00:15.864**			138.4	20	1:59.621	174.3
2	**911**	GetSpeed Performance	DEU	**Sébastien Baud**	FRA	Steve Jans	LUX	Mercedes AMG GT3 - 2022	PRO	2	24	**1:00:21.894**	6.030	6.030	138.1	19	2:01.441	171.7
3	**19**	Oregon Team	ITA	**Kevin Gilardoni**	CHE	Glenn Van Berlo	NLD	Lamborghini Huracan GT3 EVO MY2022	PRO	3	24	**1:00:23.928**	8.064	2.034	138.1	10	2:00.404	173.2
4	**63**	Oregon Team	ITA	Benjamin Hites	CHL	**Leonardo Pulcini**	ITA	Lamborghini Huracan GT3 EVO MY2022	PRO	4	24	**1:00:23.964**	8.100	0.036	138.1	7	1:59.963	173.8
5	**72**	Optimum Motorsport	GBR	**Nick Moss**	GBR	Joe Osborne	GBR	McLaren 720 S GT3	PRO	5	20	**50:09.246**	4 Laps	4 Laps	138.6	19	2:00.461	173.1
6	**525**	Imperiale Racing	ITA	**James Roe**	IRL	Alberto Di Folco	ITA	Lamborghini Huracan GT3 EVO	PRO	6	19	**48:00.405**	5 Laps	1 Lap	137.5	10	2:00.999	172.3
PROAM																		
1	**33**	Team GT	DEU	**Florian Scholze**	DEU	Alain Valente	CHE	Mercedes AMG GT3 EVO - 2021	PROAM	1	24	**1:00:18.867**			138.3	20	2:01.537	171.5
2	**73**	Kessel Racing	CHE	Roman Ziemian	POL	**Axcil Jefferies**	ZWE	Ferrari 488 GT3 Evo	PROAM	2	24	**1:00:18.959**	0.092	0.092	138.3	8	1:59.815	174.0
3	**133**	Kessel Racing	CHE	**Murat Ruhi Cuhadaroglu**	TUR	David Fumanelli	ITA	Ferrari 488 GT3 Evo	PROAM	3	24	**1:00:20.267**	1.400	1.308	138.2	19	2:00.009	173.7
4	**54**	SPS Automotive Performance	DEU	Dexter Müller	CHE	**Yannick Mettler**	CHE	Mercedes AMG GT3 - 2020	PROAM	4	24	**1:00:20.858**	1.991	0.591	138.2	16	1:59.686	174.2
5	**9**	GetSpeed Performance	DEU	Janine Shoffner	GBR	**Moritz Kranz**	DEU	Mercedes AMG GT3 - 2022	PROAM	5	24	**1:00:24.737**	5.870	3.879	138.0	10	2:00.691	172.7
6	**55**	AF Corse	ITA	**Laurent De Meeus**	BEL	Jamie Stanley	GBR	Ferrari 488 GT3 Evo	PROAM	6	24	**1:00:25.068**	6.201	0.331	138.0	19	2:01.872	171.1
7	**777**	Olimp Racing	POL	Marcin Jedlinski	POL	**Karol Basz**	POL	Audi R8 GT3 Evo 2	PROAM	7	24	**1:00:26.844**	7.977	1.776	138.0	18	2:00.722	172.7
8	**76**	7TSIX	GBR	**Bradley Ellis**	GBR	Leo Loucas	CYP	McLaren 720 S GT3	PROAM	8	24	**1:00:35.908**	17.041	9.064	137.6	11	2:00.680	172.8
AM																		
1	**25**	Mann Filter Team Landgraf	DEU	Alexander Hrachowina	AUT	**Martin Konrad**	AUT	Mercedes AMG GT3 EVO - 2021	AM	1	24	**1:00:29.297**			137.9	10	2:01.882	171.1
2	**11**	Kessel Racing	CHE	Stephen Earle	USA	**Erwin Zanotti**	ITA	Ferrari 488 GT3 Evo	AM	2	24	**1:00:31.527**	2.230	2.230	137.8	9	2:03.100	169.4
3	**007**	Street Art Racing	BEL	Pascal Bachmann	CHE			Aston Martin GT3 AMR MY2019	AM	3	24	**1:00:32.340**	3.043	0.813	137.7	9	2:05.416	166.2
4	**5**	Olimp Racing	POL	Stanislaw Jedlinski	POL	**Krystian Korzeniowski**	POL	Ferrari 488 GT3 MY 2021	AM	4	24	**1:00:43.169**	13.872	10.829	137.3	9	2:01.808	171.2
Not classified: (Requirements: 75% of number laps of leader = 18 Laps)																		
	99	Nova Race Events	ITA	Zhiwei Lu	CHN	**LiangBo Yao**	CHN	Honda NSX GT3	AM*	5	11	**34:39.333**	13 Laps	13 Laps	110.3	8	2:02.809	169.8
	786	GetSpeed Performance	DEU	Kiki Sak Nana	THA	**Adam Osieka**	DEU	Mercedes AMG GT3 - 2022	AM	6								
	8	Il Barone Rampante	ITA	Giuseppe Cipriani	ITA			Lamborghini Huracan GT3 EVO	AM	7								

Fastest lap Bachler - Cazzaniga in 1:59.621 at 174.3 Km/h in lap 20

Published at:.....

Air Temp: **17.0 °C** Air Temp: **14.9 °C** Humidity: **87 %** Track Status: **WET**

Stewards:	**Race Director:**	**Timekeeper:** Luis Angel García Nuñez JOB/I-0030-ESP

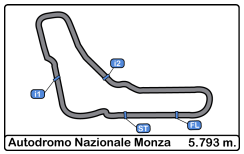

Autodromo Nazionale Monza
International GT Open
Race - 1
Provisional Results by Class

Cls	Nº	Entrant/Team	Nat	Driver 1	Nat	Driver 2	Nat	Vehicle	Cat	Cl	Laps	Total Time	Gap	Interval	Km/h	Best	Time	Km/h
		International GT Open																
1	**24**	Dinamic Motorsport	ITA	Klaus Bachler	AUT	**Riccardo Cazzaniga**	ITA	Porsche 991 GT3 R 2019	PRO	1	24	**1:00:15.864**			138.4	20	1:59.621	174.3
2	**33**	Team GT	DEU	**Florian Scholze**	DEU	Alain Valente	CHE	Mercedes AMG GT3 EVO - 2021	PROAM	1	24	**1:00:18.867**	3.003	3.003	138.3	20	2:01.537	171.5
3	**73**	Kessel Racing	CHE	Roman Ziemian	POL	**Axcil Jefferies**	ZWE	Ferrari 488 GT3 Evo	PROAM	2	24	**1:00:18.959**	3.095	0.092	138.3	8	1:59.815	174.0
4	**133**	Kessel Racing	CHE	**Murat Ruhi Cuhadaroglu**	TUR	David Fumanelli	ITA	Ferrari 488 GT3 Evo	PROAM	3	24	**1:00:20.267**	4.403	1.308	138.2	19	2:00.009	173.7
5	**54**	SPS Automotive Performance	DEU	Dexter Müller	CHE	**Yannick Mettler**	CHE	Mercedes AMG GT3 - 2020	PROAM	4	24	**1:00:20.858**	4.994	0.591	138.2	16	1:59.686	174.2
6	**911**	GetSpeed Performance	DEU	**Sébastien Baud**	FRA	Steve Jans	LUX	Mercedes AMG GT3 - 2022	PRO	2	24	**1:00:21.894**	6.030	1.036	138.1	19	2:01.441	171.7
7	**19**	Oregon Team	ITA	**Kevin Gilardoni**	CHE	Glenn Van Berlo	NLD	Lamborghini Huracan GT3 EVO MY2022	PRO	3	24	**1:00:23.928**	8.064	2.034	138.1	10	2:00.404	173.2
8	**63**	Oregon Team	ITA	Benjamin Hites	CHL	**Leonardo Pulcini**	ITA	Lamborghini Huracan GT3 EVO MY2022	PRO	4	24	**1:00:23.964**	8.100	0.036	138.1	7	1:59.963	173.8
9	**9**	GetSpeed Performance	DEU	Janine Shoffner	GBR	**Moritz Kranz**	DEU	Mercedes AMG GT3 - 2022	PROAM	5	24	**1:00:24.737**	8.873	0.773	138.0	10	2:00.691	172.7
10	**55**	AF Corse	ITA	**Laurent De Meeus**	BEL	Jamie Stanley	GBR	Ferrari 488 GT3 Evo	PROAM	6	24	**1:00:25.068**	9.204	0.331	138.0	19	2:01.872	171.1
11	**777**	Olimp Racing	POL	Marcin Jedlinski	POL	**Karol Basz**	POL	Audi R8 GT3 Evo 2	PROAM	7	24	**1:00:26.844**	10.980	1.776	138.0	18	2:00.722	172.7
12	**25**	Mann Filter Team Landgraf	DEU	Alexander Hrachowina	AUT	**Martin Konrad**	AUT	Mercedes AMG GT3 EVO - 2021	AM	1	24	**1:00:29.297**	13.433	2.453	137.9	10	2:01.882	171.1
13	**11**	Kessel Racing	CHE	Stephen Earle	USA	**Erwin Zanotti**	ITA	Ferrari 488 GT3 Evo	AM	2	24	**1:00:31.527**	15.663	2.230	137.8	9	2:03.100	169.4
14	**007**	Street Art Racing	BEL	Pascal Bachmann	CHE			Aston Martin GT3 AMR MY2019	AM	3	24	**1:00:32.340**	16.476	0.813	137.7	9	2:05.416	166.2
15	**76**	7TSIX	GBR	**Bradley Ellis**	GBR	Leo Loucas	CYP	McLaren 720 S GT3	PROAM	8	24	**1:00:35.908**	20.044	3.568	137.6	11	2:00.680	172.8
16	**5**	Olimp Racing	POL	Stanislaw Jedlinski	POL	**Krystian Korzeniowski**	POL	Ferrari 488 GT3 MY 2021	AM	4	24	**1:00:43.169**	27.305	7.261	137.3	9	2:01.808	171.2
17	**72**	Optimum Motorsport	GBR	**Nick Moss**	GBR	Joe Osborne	GBR	McLaren 720 S GT3	PRO	5	20	**50:09.246**	4 Laps	4 Laps	138.6	19	2:00.461	173.1
18	**525**	Imperiale Racing	ITA	**James Roe**	IRL	Alberto Di Folco	ITA	Lamborghini Huracan GT3 EVO	PRO	6	19	**48:00.405**	5 Laps	1 Lap	137.5	10	2:00.999	172.3
Not classified: (Requirements: 75% of number laps of leader = 18 Laps)																		
	99	Nova Race Events	ITA	Zhiwei Lu	CHN	**LiangBo Yao**	CHN	Honda NSX GT3	AM*	5	11	**34:39.333**	13 Laps	8 Laps	110.3	8	2:02.809	169.8
	786	GetSpeed Performance	DEU	Kiki Sak Nana	THA	**Adam Osieka**	DEU	Mercedes AMG GT3 - 2022	AM	6								
	8	Il Barone Rampante	ITA	Giuseppe Cipriani	ITA			Lamborghini Huracan GT3 EVO	AM	7								

Fastest lap Bachler - Cazzaniga in 1:59.621 at 174.3 Km/h in lap 20

Published at:.....

Air Temp: **17.0 °C** Air Temp: **14.9 °C** Humidity: **87 %** Track Status: **WET**

Stewards:	**Race Director:**	**Timekeeper:** Luis Angel García Nuñez JOB/I-0030-ESP

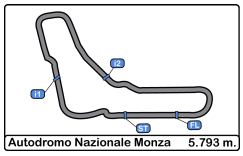

Autodromo Nazionale Monza
International GT Open
Race - 1
Provisional Classification by Driver Fastest Lap

Cl	Nº	Entrant/Team	Nat	Vehicle	Driver	Nat	Cat	Cl	Laps	Best	Time	Gap	Interval	Km/h
1	**24**	Dinamic Motorsport	ITA	Porsche 991 GT3 R 2019	Klaus Bachler	AUT	PRO	1	8	**4**	**1:59.621**			174.3
2	**54**	SPS Automotive Performance	DEU	Mercedes AMG GT3 - 2020	Yannick Mettler	CHE	PROAM	1	19	**16**	**1:59.686**	0.065	0.065	174.2
3	**73**	Kessel Racing	CHE	Ferrari 488 GT3 Evo	Axcil Jefferies	ZWE	PROAM	2	20	**8**	**1:59.815**	0.194	0.129	174.0
4	**63**	Oregon Team	ITA	Lamborghini Huracan GT3 EVO	Leonardo Pulcini	ITA	PRO	2	20	**7**	**1:59.963**	0.342	0.148	173.8
5	**24**	Dinamic Motorsport	ITA	Porsche 991 GT3 R 2019	Riccardo Cazzaniga	ITA	PRO	3	16	**11**	**1:59.995**	0.374	0.032	173.7
6	**133**	Kessel Racing	CHE	Ferrari 488 GT3 Evo	David Fumanelli	ITA	PROAM	3	9	**4**	**2:00.009**	0.388	0.014	173.7
7	**19**	Oregon Team	ITA	Lamborghini Huracan GT3 EVO	Kevin Gilardoni	CHE	PRO	4	15	**10**	**2:00.404**	0.783	0.395	173.2
8	**19**	Oregon Team	ITA	Lamborghini Huracan GT3 EVO	Glenn Van Berlo	NLD	PRO	5	9	**4**	**2:00.434**	0.813	0.030	173.1
9	**72**	Optimum Motorsport	GBR	McLaren 720 S GT3	Joe Osborne	GBR	PRO	6	5	**4**	**2:00.461**	0.840	0.027	173.1
10	**76**	7TSIX	GBR	McLaren 720 S GT3	Bradley Ellis	GBR	PROAM	4	20	**11**	**2:00.680**	1.059	0.219	172.8
11	**9**	GetSpeed Performance	DEU	Mercedes AMG GT3 - 2022	Moritz Kranz	DEU	PROAM	5	20	**10**	**2:00.691**	1.070	0.011	172.7
12	**777**	Olimp Racing	POL	Audi R8 GT3 Evo 2	Karol Basz	POL	PROAM	6	19	**18**	**2:00.722**	1.101	0.031	172.7
13	**525**	Imperiale Racing	ITA	Lamborghini Huracan GT3 EVO	James Roe	IRL	PRO	7	15	**10**	**2:00.999**	1.378	0.277	172.3
14	**525**	Imperiale Racing	ITA	Lamborghini Huracan GT3 EVO	Alberto Di Folco	ITA	PRO	8	4	**4**	**2:01.176**	1.555	0.177	172.1
15	**72**	Optimum Motorsport	GBR	McLaren 720 S GT3	Nick Moss	GBR	PRO	9	15	**7**	**2:01.441**	1.820	0.265	171.7
16	**911**	GetSpeed Performance	DEU	Mercedes AMG GT3 - 2022	Steve Jans	LUX	PRO	10	9	**4**	**2:01.441**	1.820	0.000	171.7
17	**911**	GetSpeed Performance	DEU	Mercedes AMG GT3 - 2022	Sébastien Baud	FRA	PRO	11	15	**11**	**2:01.501**	1.880	0.060	171.6
18	**33**	Team GT	DEU	Mercedes AMG GT3 EVO - 2021	Alain Valente	CHE	PROAM	7	9	**5**	**2:01.537**	1.916	0.036	171.5
19	**5**	Olimp Racing	POL	Ferrari 488 GT3 MY 2021	Krystian Korzeniows	POL	AM	1	17	**9**	**2:01.808**	2.187	0.271	171.2
20	**55**	AF Corse	ITA	Ferrari 488 GT3 Evo	Jamie Stanley	GBR	PROAM	8	9	**4**	**2:01.872**	2.251	0.064	171.1
21	**25**	Mann Filter Team Landgraf	DEU	Mercedes AMG GT3 EVO - 2021	Martin Konrad	AUT	AM	2	20	**10**	**2:01.882**	2.261	0.010	171.1
22	**33**	Team GT	DEU	Mercedes AMG GT3 EVO - 2021	Florian Scholze	DEU	PROAM	9	15	**8**	**2:02.625**	3.004	0.743	170.0
23	**99**	Nova Race Events	ITA	Honda NSX GT3	LiangBo Yao	CHN	AM*	3	11	**8**	**2:02.809**	3.188	0.184	169.8
24	**11**	Kessel Racing	CHE	Ferrari 488 GT3 Evo	Erwin Zanotti	ITA	AM	4	20	**9**	**2:03.100**	3.479	0.291	169.4
25	**55**	AF Corse	ITA	Ferrari 488 GT3 Evo	Laurent De Meeus	BEL	PROAM	10	15	**7**	**2:03.612**	3.991	0.512	168.7
26	**133**	Kessel Racing	CHE	Ferrari 488 GT3 Evo	Murat Ruhi Cuhadaro	TUR	PROAM	11	15	**9**	**2:03.929**	4.308	0.317	168.2
27	**007**	Street Art Racing	BEL	Aston Martin GT3 AMR MY2019	Pascal Bachmann	CHE	AM	5	24	**9**	**2:05.416**	5.795	1.487	166.2
28	**73**	Kessel Racing	CHE	Ferrari 488 GT3 Evo	Roman Ziemian	POL	PROAM	12	4	**4**	**2:07.196**	7.575	1.780	163.9
29	**54**	SPS Automotive Performance	DEU	Mercedes AMG GT3 - 2020	Dexter Müller	CHE	PROAM	13	5	**5**	**2:08.389**	8.768	1.193	162.4
30	**63**	Oregon Team	ITA	Lamborghini Huracan GT3 EVO	Benjamin Hites	CHL	PRO	12	4	**4**	**2:09.520**	9.899	1.131	161.0
31	**9**	GetSpeed Performance	DEU	Mercedes AMG GT3 - 2022	Janine Shoffner	GBR	PROAM	14	4	**4**	**2:10.589**	10.968	1.069	159.6
32	**76**	7TSIX	GBR	McLaren 720 S GT3	Leo Loucas	CYP	PROAM	15	4	**4**	**2:10.979**	11.358	0.390	159.2
33	**777**	Olimp Racing	POL	Audi R8 GT3 Evo 2	Marcin Jedlinski	POL	PROAM	16	5	**5**	**2:11.511**	11.890	0.532	158.5
34	**25**	Mann Filter Team Landgraf	DEU	Mercedes AMG GT3 EVO - 2021	Alexander Hrachowin	AUT	AM	6	4	**4**	**2:11.531**	11.910	0.020	158.5
35	**11**	Kessel Racing	CHE	Ferrari 488 GT3 Evo	Stephen Earle	USA	AM	7	4	**4**	**2:12.770**	13.149	1.239	157.0
36	**5**	Olimp Racing	POL	Ferrari 488 GT3 MY 2021	Stanislaw Jedlinski	POL	AM	8	7	**3**	**2:16.249**	16.628	3.479	153.0

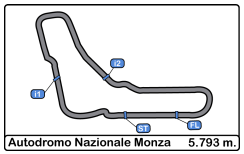

Autodromo Nazionale Monza
International GT Open
Race - 1
Distance and Speed Average

Cls	Nº	Entrant/Team	Nat	Driver 1	Nat	Driver 2	Nat	Vehicle	Cat	Cls	Laps	Distance	Total Time	Km/h
1	24	Dinamic Motorsport	ITA	Klaus Bachler	AUT	**Riccardo Cazzaniga**	ITA	Porsche 991 GT3 R 2019	PRO	1	24	**139.03**	**1:00:15.864**	138.4
2	33	Team GT	DEU	**Florian Scholze**	DEU	Alain Valente	CHE	Mercedes AMG GT3 EVO - 2021	PROAM	1	24	**139.03**	**1:00:18.867**	138.3
3	73	Kessel Racing	CHE	Roman Ziemian	POL	**Axcil Jefferies**	ZWE	Ferrari 488 GT3 Evo	PROAM	2	24	**139.03**	**1:00:18.959**	138.3
4	133	Kessel Racing	CHE	**Murat Ruhi Cuhadaroglu**	TUR	David Fumanelli	ITA	Ferrari 488 GT3 Evo	PROAM	3	24	**139.03**	**1:00:20.267**	138.2
5	54	SPS Automotive Performance	DEU	Dexter Müller	CHE	**Yannick Mettler**	CHE	Mercedes AMG GT3 - 2020	PROAM	4	24	**139.03**	**1:00:20.858**	138.2
6	911	GetSpeed Performance	DEU	**Sébastien Baud**	FRA	Steve Jans	LUX	Mercedes AMG GT3 - 2022	PRO	2	24	**139.03**	**1:00:21.894**	138.1
7	19	Oregon Team	ITA	**Kevin Gilardoni**	CHE	Glenn Van Berlo	NLD	Lamborghini Huracan GT3 EVO MY2022	PRO	3	24	**139.03**	**1:00:23.928**	138.1
8	63	Oregon Team	ITA	Benjamin Hites	CHL	**Leonardo Pulcini**	ITA	Lamborghini Huracan GT3 EVO MY2022	PRO	4	24	**139.03**	**1:00:23.964**	138.1
9	9	GetSpeed Performance	DEU	Janine Shoffner	GBR	**Moritz Kranz**	DEU	Mercedes AMG GT3 - 2022	PROAM	5	24	**139.03**	**1:00:24.737**	138.0
10	55	AF Corse	ITA	**Laurent De Meeus**	BEL	Jamie Stanley	GBR	Ferrari 488 GT3 Evo	PROAM	6	24	**139.03**	**1:00:25.068**	138.0
11	777	Olimp Racing	POL	Marcin Jedlinski	POL	**Karol Basz**	POL	Audi R8 GT3 Evo 2	PROAM	7	24	**139.03**	**1:00:26.844**	138.0
12	25	Mann Filter Team Landgraf	DEU	Alexander Hrachowina	AUT	**Martin Konrad**	AUT	Mercedes AMG GT3 EVO - 2021	AM	1	24	**139.03**	**1:00:29.297**	137.9
13	11	Kessel Racing	CHE	Stephen Earle	USA	**Erwin Zanotti**	ITA	Ferrari 488 GT3 Evo	AM	2	24	**139.03**	**1:00:31.527**	137.8
14	007	Street Art Racing	BEL	Pascal Bachmann	CHE			Aston Martin GT3 AMR MY2019	AM	3	24	**139.03**	**1:00:32.340**	137.7
15	76	7TSIX	GBR	**Bradley Ellis**	GBR	Leo Loucas	CYP	McLaren 720 S GT3	PROAM	8	24	**139.03**	**1:00:35.908**	137.6
16	5	Olimp Racing	POL	Stanislaw Jedlinski	POL	**Krystian Korzeniowski**	POL	Ferrari 488 GT3 MY 2021	AM	4	24	**139.03**	**1:00:43.169**	137.3
17	72	Optimum Motorsport	GBR	**Nick Moss**	GBR	Joe Osborne	GBR	McLaren 720 S GT3	PRO	5	20	**115.86**	**50:09.246**	138.6
18	525	Imperiale Racing	ITA	**James Roe**	IRL	Alberto Di Folco	ITA	Lamborghini Huracan GT3 EVO	PRO	6	19	**110.06**	**48:00.405**	137.5
Not classified: (Requirements: 75% of number laps of leader = 18 Laps)														
	99	Nova Race Events	ITA	Zhiwei Lu	CHN	**LiangBo Yao**	CHN	Honda NSX GT3	AM*	5	11	**63.72**	**34:39.333**	110.3
	786	GetSpeed Performance	DEU	Kiki Sak Nana	THA	**Adam Osieka**	DEU	Mercedes AMG GT3 - 2022	AM	6				
	8	Il Barone Rampante	ITA	Giuseppe Cipriani	ITA			Lamborghini Huracan GT3 EVO	AM	7				

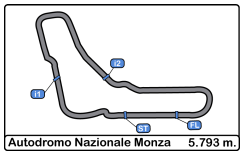

Autodromo Nazionale Monza
International GT Open
Race - 1
Lap Analysis

5 — Stanislaw Jedlinski — Ferrari 488 GT3 MY 2021
AM — Krystian Korzeniowski — Olimp Racing

Lap	D	Time	Sector 1	Sector 2	Sector 3	T. Spd	Elapsed
1	2	2:24.917	49.726	43.931	51.260	203.3	2:24.917
2	2	3:22.538	1:02.571	1:13.052	1:06.915	155.1	5:47.455
3	2	3:33.876	1:13.255	1:11.215	1:09.406	144.7	9:21.331
4	2	3:01.409	1:06.424	1:03.627	51.358	127.6	12:22.740
5	2	2:03.375	37.235	43.296	42.844	224.0	14:26.115
6	2	2:12.931	36.958	42.590	53.383	227.8	16:39.046
7	2	2:03.465	38.815	42.736	41.914	230.2	18:42.511
8	2	2:02.282	37.158	42.488	42.636	238.9	20:44.793
9	2	2:01.808	37.196	42.309	42.303	233.2	22:46.601
10	2	2:02.654	37.005	43.237	42.412	236.3	24:49.255
11	2	2:01.945	37.236	42.610	42.099	233.7	26:51.200
12	2	2:04.455	37.409	43.358	43.688	219.9	28:55.655
13	2	3:18.505	42.191	1:19.522	1:16.792	219.5	32:14.160
14	2	3:12.903	1:00.370	1:05.427	1:07.106	106.7	35:27.063
15	2	2:47.931	52.319	1:01.555	54.057	160.0	38:14.994
16	2	2:02.795	37.589	42.765	42.441	236.8	40:17.789
17	2	2:10.424 P	37.154	42.853	50.417	232.7	42:28.213
18	1	3:52.238	2:09.689	51.592	50.957	140.9	46:20.451
19	1	2:17.032	39.917	48.006	49.109	231.2	48:37.483
20	1	2:16.249	39.757	47.166	49.326	216.8	50:53.732
21	1	2:19.397	44.437	47.060	47.900	130.4	53:13.129
22	1	2:19.538	38.764	46.323	54.451	225.9	55:32.667
23	1	2:52.252	59.509	58.980	53.763	113.8	58:24.919
24	1	2:18.250	42.530	46.643	49.077	175.3	1:00:43.169

9 — Janine Shoffner — Mercedes AMG GT3 - 2022
PROAM — Moritz Kranz — GetSpeed Performance

Lap	D	Time	Sector 1	Sector 2	Sector 3	T. Spd	Elapsed
1	2	2:15.804	41.973	43.177	50.654	218.1	2:15.804
2	2	3:22.571	1:01.892	1:12.962	1:07.717	135.6	5:38.375
3	2	3:30.113	1:10.689	1:10.967	1:08.457	129.1	9:08.488
4	2	3:08.456	1:05.506	1:04.721	58.229	111.6	12:16.944
5	2	2:03.165	38.437	42.683	42.045	201.4	14:20.109
6	2	2:01.566	37.527	42.995	41.044	239.4	16:21.675
7	2	2:02.342	37.825	42.476	42.041	236.8	18:24.017
8	2	2:01.606	37.839	42.170	41.597	248.2	20:25.623
9	2	2:01.515	37.064	42.415	42.036	234.7	22:27.138
10	2	2:00.691	37.038	42.283	41.370	259.6	24:27.829
11	2	2:01.486	37.116	42.407	41.963	247.1	26:29.315
12	2	2:06.404	39.085	43.965	43.354	244.3	28:35.719
13	2	3:27.385	54.204	1:18.806	1:14.375	189.1	32:03.104
14	2	3:15.177	1:01.923	1:06.195	1:07.059	117.9	35:18.281
15	2	2:50.651	53.817	1:00.234	56.600	157.6	38:08.932
16	2	2:01.421	37.403	42.421	41.597	255.9	40:10.353
17	2	2:00.843	37.171	42.074	41.598	257.7	42:11.196
18	2	2:00.831	37.024	42.112	41.695	260.2	44:12.027
19	2	2:01.081	36.957	42.091	42.033	264.7	46:13.108
20	2	2:07.380 P	38.178	42.256	46.946	213.0	48:20.488
21	1	3:31.511	1:57.243	46.449	47.819	185.8	51:51.999
22	1	3:23.106	56.670	1:15.223	1:11.213	206.8	55:15.105
23	1	2:59.043	1:02.465	1:00.603	55.975	109.5	58:14.148
24	1	2:10.589	39.862	44.467	46.260	222.6	1:00:24.737

8 — Giuseppe Cipriani — Lamborghini Huracan GT3 EVO
AM — Il Barone Rampante

Lap	D	Time	Sector 1	Sector 2	Sector 3	T. Spd	Elapsed

11 — Stephen Earle — Ferrari 488 GT3 Evo
AM — Erwin Zanotti — Kessel Racing

Lap	D	Time	Sector 1	Sector 2	Sector 3	T. Spd	Elapsed
1	2	2:27.661	50.021	45.896	51.744	126.9	2:27.661
2	2	3:24.113	1:03.089	1:13.436	1:07.588	137.5	5:51.774
3	2	3:32.138	1:12.646	1:11.003	1:08.489	104.6	9:23.912
4	2	3:00.858	1:07.924	1:02.878	50.056	138.6	12:24.770
5	2	2:06.101	39.721	43.052	43.328	169.8	14:30.871
6	2	2:04.730	38.480	43.210	43.040	192.8	16:35.601
7	2	2:03.709	38.178	42.659	42.872	203.3	18:39.310
8	2	2:03.635	38.172	42.655	42.808	227.8	20:42.945
9	2	2:03.100	37.740	41.841	43.519	259.6	22:46.045
10	2	2:03.786	37.409	42.874	43.503	242.6	24:49.831
11	2	2:05.303	37.886	43.685	43.732	223.6	26:55.134
12	2	2:09.344	40.929	43.582	44.833	179.4	29:04.478
13	2	3:10.830	39.307	1:14.559	1:16.964	225.0	32:15.308
14	2	3:13.130	1:00.367	1:05.833	1:06.930	115.2	35:28.438
15	2	2:47.691	52.144	1:01.584	53.963	141.9	38:16.129
16	2	2:05.525	39.343	42.858	43.324	199.2	40:21.654
17	2	2:03.365	37.617	42.685	43.063	225.9	42:25.019
18	2	2:03.157	37.773	42.420	42.964	236.8	44:28.176
19	2	2:04.289	37.960	43.119	43.210	244.8	46:32.465
20	2	2:12.437 P	38.211	43.307	50.919	246.0	48:44.902
21	1	3:42.428	2:00.869	49.602	51.957	187.8	52:27.330
22	1	3:01.401	44.612	1:02.956	1:13.833	161.4	55:28.731
23	1	2:50.026	59.753	59.592	50.681	119.4	58:18.757
24	1	2:12.770	41.794	45.689	45.287	144.3	1:00:31.527

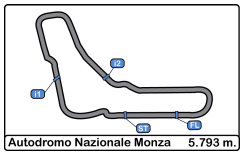

Autodromo Nazionale Monza
International GT Open
Race - 1
Lap Analysis

19 — Kevin Gilardoni — Lamborghini Huracan GT3 EVO MY2022
PRO — Glenn Van Berlo — Oregon Team

Lap	D	Time	Sector 1	Sector 2	Sector 3	T. Spd	Elapsed
1	1	2:26.945	50.248	44.950	51.747	220.8	2:26.945
2	1	3:24.007	1:03.151	1:13.096	1:07.760	133.9	5:50.952
3	1	3:32.357	1:12.446	1:11.214	1:08.697	114.0	9:23.309
4	1	3:01.190	1:07.213	1:03.049	50.928	146.7	12:24.499
5	1	2:05.262	38.672	43.749	42.841	196.7	14:29.761
6	1	2:04.158	37.279	43.112	43.767	229.7	16:33.919
7	1	2:02.624	37.092	42.602	42.930	237.3	18:36.543
8	1	2:02.253	36.323	43.114	42.816	226.8	20:38.796
9	1	2:01.799	36.806	42.693	42.300	255.3	22:40.595
10	1	2:00.404	35.683	42.460	42.261	258.9	24:40.999
11	1	2:41.752	41.464	55.078	1:05.210	243.7	27:22.751
12	1	3:08.500 P	1:00.478	56.265	1:11.757	133.1	30:31.251
13	1	2:38.626	1:14.862	41.022	42.742	206.8	33:09.877
14	1	2:23.738	37.310	42.546	1:03.882	246.0	35:33.615
15	1	2:56.423 P	51.739	1:03.523	1:01.161	127.9	38:30.038
16	2	3:21.942	1:56.718	42.504	42.720	206.5	41:51.980
17	2	2:01.990	37.095	42.763	42.132	251.1	43:53.970
18	2	2:01.383	37.297	42.208	41.878	241.0	45:55.353
19	2	2:00.434	36.860	41.681	41.893	256.5	47:55.787
20	2	2:00.824	36.937	41.917	41.970	252.3	49:56.611
21	2	2:06.264	37.795	42.537	45.932	236.3	52:02.875
22	2	3:21.057	52.565	1:16.075	1:12.417	181.5	55:23.932
23	2	2:51.920	1:00.039	1:00.652	51.229	120.2	58:15.852
24	2	2:08.076	39.704	44.283	44.089	151.2	1:00:23.928

25 — Alexander Hrachowina — Mercedes AMG GT3 EVO - 2021
AM — Martin Konrad — Mann Filter Team Landgraf

Lap	D	Time	Sector 1	Sector 2	Sector 3	T. Spd	Elapsed
1	2	2:18.961	43.473	43.766	51.722	176.4	2:18.961
2	2	3:22.704	1:02.714	1:12.714	1:07.276	158.5	5:41.665
3	2	3:31.163	1:11.208	1:11.913	1:08.042	111.6	9:12.828
4	2	3:06.566	1:06.101	1:04.274	56.191	164.3	12:19.394
5	2	2:04.278	38.172	43.172	42.934	239.4	14:23.672
6	2	2:03.662	38.031	42.959	42.672	208.0	16:27.334
7	2	2:02.648	37.452	42.702	42.494	248.2	18:29.982
8	2	2:02.468	37.430	42.721	42.317	247.1	20:32.450
9	2	2:02.197	37.290	42.403	42.504	255.3	22:34.647
10	2	2:01.882	37.447	42.211	42.224	252.9	24:36.529
11	2	2:02.180	37.338	42.676	42.166	252.3	26:38.709
12	2	2:09.055	39.490	43.928	45.637	220.8	28:47.764
13	2	3:24.117	47.812	1:19.508	1:16.797	207.6	32:11.881
14	2	3:13.811	1:01.135	1:04.591	1:08.085	102.1	35:25.692
15	2	2:47.263	52.488	1:00.634	54.141	173.9	38:12.955
16	2	2:03.066	37.473	42.812	42.781	249.4	40:16.021
17	2	2:02.706	37.487	42.857	42.362	250.0	42:18.727
18	2	2:02.967	37.626	42.810	42.531	244.3	44:21.694
19	2	2:02.521	37.382	42.563	42.576	247.7	46:24.215
20	2	2:10.405 P	37.401	43.564	49.440	244.8	48:34.620
21	1	3:31.192	2:01.108	44.002	46.082	206.8	52:05.812
22	1	3:19.811	50.920	1:16.569	1:12.322	182.1	55:25.623
23	1	2:52.143	1:00.429	1:00.259	51.455	113.4	58:17.766
24	1	2:11.531	41.279	45.089	45.163	193.5	1:00:29.297

24 — Klaus Bachler — Porsche 991 GT3 R 2019
PRO — Riccardo Cazzaniga — Dinamic Motorsport

Lap	D	Time	Sector 1	Sector 2	Sector 3	T. Spd	Elapsed
1	2	2:13.476	40.709	42.821	49.946	236.8	2:13.476
2	2	3:22.681	1:02.649	1:12.831	1:07.201	155.1	5:36.157
3	2	3:30.576	1:10.932	1:10.897	1:08.747	118.5	9:06.733
4	2	3:09.288	1:04.898	1:05.166	59.224	114.7	12:16.021
5	2	2:00.778	37.209	42.251	41.318	246.0	14:16.799
6	2	2:00.277	36.911	42.146	41.220	259.6	16:17.076
7	2	2:00.547	36.678	42.114	41.755	265.3	18:17.623
8	2	2:00.115	36.643	41.911	41.561	265.3	20:17.738
9	2	2:00.005	36.721	41.928	41.356	265.3	22:17.743
10	2	2:00.142	36.740	42.010	41.392	264.0	24:17.885
11	2	1:59.995	36.766	41.774	41.455	263.4	26:17.880
12	2	2:11.111	36.703	45.945	48.463	262.1	28:28.991
13	2	3:30.944	57.904	1:18.969	1:14.071	173.6	31:59.935
14	2	3:15.622	1:01.439	1:06.790	1:07.393	125.1	35:15.557
15	2	2:51.457	53.641	1:00.727	57.089	146.1	38:07.014
16	2	2:06.739 P	37.407	41.914	47.418	234.2	40:13.753
17	1	3:22.549	1:57.589	42.199	42.761	207.6	43:36.302
18	1	2:00.631	37.047	41.838	41.746	252.9	45:36.933
19	1	2:01.144	37.047	42.393	41.704	260.8	47:38.077
20	1	1:59.621	36.903	41.327	41.391	257.1	49:37.698
21	1	2:09.413	37.646	43.034	48.733	216.0	51:47.111
22	1	3:26.236	1:00.127	1:15.434	1:10.675	196.0	55:13.347
23	1	2:59.730	1:02.445	59.855	57.430	95.2	58:13.077
24	1	2:02.787	38.280	42.083	42.424	195.2	1:00:15.864

33 — Florian Scholze — Mercedes AMG GT3 EVO - 2021
PROAM — Alain Valente — Team GT

Lap	D	Time	Sector 1	Sector 2	Sector 3	T. Spd	Elapsed
1	1	2:20.885	44.914	43.581	52.390	143.0	2:20.885
2	1	3:22.958	1:02.341	1:13.230	1:07.387	161.9	5:43.843
3	1	3:32.336	1:10.775	1:12.309	1:09.252	109.3	9:16.179
4	1	3:04.150	1:05.679	1:03.205	55.266	127.2	12:20.329
5	1	2:04.309	37.944	43.445	42.920	218.6	14:24.638
6	1	2:03.532	37.617	43.223	42.692	223.6	16:28.170
7	1	2:02.630	37.183	42.925	42.522	244.8	18:30.800
8	1	2:02.625	37.411	42.731	42.483	245.4	20:33.425
9	1	2:03.589	37.780	43.175	42.634	249.4	22:37.014
10	1	2:02.796	37.156	42.908	42.732	248.2	24:39.810
11	1	2:02.706	37.113	42.205	43.388	255.3	26:42.516
12	1	2:05.855	37.459	43.692	44.704	253.5	28:48.371
13	1	3:24.209	48.089	1:19.253	1:16.867	196.0	32:12.580
14	1	3:13.774	1:01.077	1:04.670	1:08.027	104.8	35:26.354
15	1	2:54.162 P	52.300	1:01.092	1:00.770	166.6	38:20.516
16	2	3:13.827	1:48.185	42.790	42.852	205.7	41:34.343
17	2	2:03.013	37.865	42.587	42.561	223.6	43:37.356
18	2	2:01.746	37.484	42.344	41.918	234.2	45:39.102
19	2	2:01.559	37.295	42.273	41.991	247.1	47:40.661
20	2	2:01.537	37.610	42.133	41.794	228.3	49:42.198
21	2	2:06.582	37.253	42.897	46.432	241.6	51:48.780
22	2	3:25.249	59.169	1:15.285	1:10.795	186.8	55:14.029
23	2	2:59.444	1:02.446	1:00.387	56.611	105.0	58:13.473
24	2	2:05.394	38.803	43.366	43.225	195.2	1:00:18.867

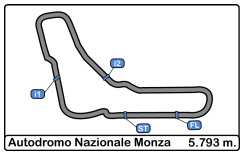

Autodromo Nazionale Monza
International GT Open
Race - 1
Lap Analysis

54 — Dexter Müller — Mercedes AMG GT3 - 2020
PROAM — Yannick Mettler — SPS Automotive Performance

Lap	D	Time	Sector 1	Sector 2	Sector 3	T. Spd	Elapsed
1	2	2:10.877	39.688	41.843	49.346	244.3	2:10.877
2	2	3:21.793	1:01.352	1:10.931	1:09.510	146.3	5:32.670
3	2	3:30.829	1:08.690	1:11.791	1:10.348	111.9	9:03.499
4	2	3:11.388	1:05.162	1:03.040	1:03.186	107.5	12:14.887
5	2	2:00.396	37.079	41.771	41.546	249.4	14:15.283
6	2	2:00.032	36.917	41.723	41.392	262.1	16:15.315
7	2	1:59.979	36.835	41.709	41.435	262.1	18:15.294
8	2	2:00.192	36.818	41.706	41.668	264.0	20:15.486
9	2	2:00.172	36.703	41.828	41.641	262.1	22:15.658
10	2	1:59.985	36.757	41.791	41.437	263.4	24:15.643
11	2	2:00.317	37.109	41.816	41.392	262.7	26:15.960
12	2	2:09.514	36.794	45.445	47.275	258.9	28:25.474
13	2	3:32.558	59.710	1:18.261	1:14.587	178.5	31:58.032
14	2	3:15.208	1:00.421	1:08.141	1:06.646	116.1	35:13.240
15	2	2:53.350	52.868	1:01.336	59.146	131.2	38:06.590
16	2	1:59.686	35.803	41.941	41.942	258.3	40:06.276
17	2	2:00.473	36.923	42.023	41.527	256.5	42:06.749
18	2	2:00.691	36.886	41.903	41.902	246.5	44:07.440
19	2	2:09.452 P	36.896	42.576	49.980	249.4	46:16.892
20	1	3:16.971	1:48.920	43.792	44.259	208.0	49:33.863
21	1	2:10.625	37.837	44.159	48.629	241.0	51:44.488
22	1	3:26.815	1:00.636	1:16.134	1:10.045	163.6	55:11.303
23	1	3:01.166	1:03.552	59.731	57.883	120.2	58:12.469
24	1	2:08.389	38.999	43.986	45.404	218.6	1:00:20.858

63 — Benjamin Hites — Lamborghini Huracan GT3 EVO MY2022
PRO — Leonardo Pulcini — Oregon Team

Lap	D	Time	Sector 1	Sector 2	Sector 3	T. Spd	Elapsed
1	2	2:11.887	40.112	41.855	49.920	233.2	2:11.887
2	2	3:21.972	1:01.913	1:10.661	1:09.398	154.2	5:33.859
3	2	3:30.898	1:10.940	1:09.172	1:10.786	128.7	9:04.757
4	2	3:10.570	1:04.600	1:03.482	1:02.488	80.8	12:15.327
5	2	2:00.722	37.101	41.905	41.716	239.4	14:16.049
6	2	2:00.099	36.809	41.686	41.604	250.0	16:16.148
7	2	1:59.963	36.715	41.659	41.589	257.1	18:16.111
8	2	2:00.014	36.597	41.794	41.623	258.9	20:16.125
9	2	2:00.176	36.665	41.636	41.875	258.9	22:16.301
10	2	2:00.094	36.662	41.898	41.534	261.5	24:16.395
11	2	2:00.296	36.666	42.112	41.518	260.2	26:16.691
12	2	2:10.732	36.730	45.705	48.297	250.5	28:27.423
13	2	3:31.179	58.934	1:17.803	1:14.442	179.7	31:58.602
14	2	3:16.396	1:01.482	1:07.205	1:07.709	111.1	35:14.998
15	2	2:51.763	53.204	1:00.172	58.387	153.1	38:06.761
16	2	2:00.472	36.893	41.907	41.672	251.7	40:07.233
17	2	2:00.783	36.996	42.026	41.761	246.0	42:08.016
18	2	2:01.057	37.181	41.868	42.008	256.5	44:09.073
19	2	2:01.258	36.595	42.057	42.606	262.1	46:10.331
20	2	2:06.170 P	36.940	41.683	47.547	258.3	48:16.501
21	1	3:38.844	2:05.995	43.913	48.936	188.1	51:55.345
22	1	3:20.418	54.354	1:15.091	1:10.973	224.0	55:15.763
23	1	2:58.681	1:02.833	1:00.485	55.363	113.2	58:14.444
24	1	2:09.520	40.814	44.364	44.342	201.8	1:00:23.964

55 — Laurent De Meeus — Ferrari 488 GT3 Evo
PROAM — Jamie Stanley — AF Corse

Lap	D	Time	Sector 1	Sector 2	Sector 3	T. Spd	Elapsed
1	1	2:23.873	48.215	43.470	52.188	123.5	2:23.873
2	1	3:22.931	1:02.626	1:13.260	1:07.045	145.7	5:46.804
3	1	3:33.765	1:13.052	1:10.799	1:09.914	143.0	9:20.569
4	1	3:01.936	1:05.452	1:04.198	52.286	123.8	12:22.505
5	1	2:05.904	39.015	43.378	43.511	199.2	14:28.409
6	1	2:05.956	38.253	43.326	44.377	212.1	16:34.365
7	1	2:03.612	37.857	42.703	43.052	224.5	18:37.977
8	1	2:07.797	40.411	44.447	42.939	227.3	20:45.774
9	1	2:03.620	37.991	42.592	43.037	231.7	22:49.394
10	1	2:30.709	37.810	1:10.135	42.764	241.6	25:20.103
11	1	2:04.259	37.834	43.150	43.275	248.8	27:24.362
12	1	2:25.637	58.556	43.699	43.382	137.5	29:49.999
13	1	2:29.691	37.775	42.805	1:09.111	241.0	32:19.690
14	1	3:11.511	59.655	1:06.157	1:05.699	102.4	35:31.201
15	1	2:57.692 P	53.155	1:03.613	1:00.924	127.8	38:28.893
16	2	3:17.299	1:50.671	43.576	43.052	201.8	41:46.192
17	2	2:02.896	37.895	42.685	42.316	220.8	43:49.088
18	2	2:02.510	37.787	42.434	42.289	240.0	45:51.598
19	2	2:01.872	37.352	42.464	42.056	248.2	47:53.470
20	2	2:02.077	37.310	42.537	42.230	250.0	49:55.547
21	2	2:06.252	37.658	42.868	45.726	217.3	52:01.799
22	2	3:21.043	52.282	1:16.451	1:12.310	188.1	55:22.842
23	2	2:52.861	1:00.056	1:00.874	51.931	119.4	58:15.703
24	2	2:09.365	41.449	44.104	43.812	157.8	1:00:25.068

72 — Nick Moss — McLaren 720 S GT3
PRO — Joe Osborne — Optimum Motorsport

Lap	D	Time	Sector 1	Sector 2	Sector 3	T. Spd	Elapsed
1	1	2:22.425	46.614	43.792	52.019	129.4	2:22.425
2	1	3:23.113	1:02.788	1:13.607	1:06.718	125.1	5:45.538
3	1	3:33.691	1:13.487	1:10.768	1:09.436	162.1	9:19.229
4	1	3:02.492	1:05.762	1:04.358	52.372	138.2	12:21.721
5	1	2:04.930	38.085	44.057	42.788	207.6	14:26.651
6	1	2:03.130	37.338	43.179	42.613	216.8	16:29.781
7	1	2:01.441	36.936	42.479	42.026	237.3	18:31.222
8	1	2:02.165	37.260	42.945	41.960	235.2	20:33.387
9	1	2:01.924	37.328	42.730	41.866	254.7	22:35.311
10	1	2:01.618	37.015	42.665	41.938	251.7	24:36.929
11	1	2:01.849	37.560	42.543	41.746	257.1	26:38.778
12	1	2:07.477	38.020	43.078	46.379	244.8	28:46.255
13	1	3:23.440	48.263	1:19.281	1:15.896	196.7	32:09.695
14	1	3:14.009	1:00.979	1:05.590	1:07.440	108.6	35:23.704
15	1	2:54.586 P	52.857	1:00.577	1:01.152	192.5	38:18.290
16	2	3:43.288	2:19.381	42.260	41.647	208.8	42:01.578
17	2	2:00.871	37.692	41.655	41.524	210.5	44:02.449
18	2	2:01.990	37.313	42.770	41.907	219.9	46:04.439
19	2	2:00.461	37.181	41.724	41.556	243.2	48:04.900
20	2	2:04.346	36.873	42.507	44.966	256.5	50:09.246

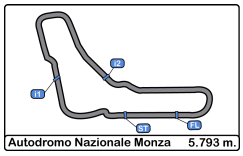

Autodromo Nazionale Monza
International GT Open
Race - 1
Lap Analysis

73 — Roman Ziemian — Ferrari 488 GT3 Evo
PROAM — Axcil Jefferies — Kessel Racing

Lap	D	Time	Sector 1	Sector 2	Sector 3	T. Spd	Elapsed
1	2	2:12.821	40.332	42.360	50.129	219.9	2:12.821
2	2	3:21.767	1:01.743	1:11.162	1:08.862	144.0	5:34.588
3	2	3:31.305	1:11.076	1:09.176	1:11.053	125.1	9:05.893
4	2	3:09.924	1:04.967	1:03.278	1:01.679	93.8	12:15.817
5	2	2:01.807	37.888	42.241	41.678	220.4	14:17.624
6	2	2:00.303	37.019	41.676	41.608	238.9	16:17.927
7	2	2:00.740	36.821	41.930	41.989	256.5	18:18.667
8	2	1:59.815	36.664	41.565	41.586	257.1	20:18.482
9	2	2:00.925	36.840	41.844	42.241	255.3	22:19.407
10	2	2:00.664	36.787	42.213	41.664	259.6	24:20.071
11	2	2:00.633	36.648	42.011	41.974	257.1	26:20.704
12	2	2:08.939	36.766	43.733	48.440	260.2	28:29.643
13	2	3:31.197	58.214	1:18.826	1:14.157	167.1	32:00.840
14	2	3:15.911	1:01.521	1:06.672	1:07.718	131.7	35:16.751
15	2	2:50.969	53.533	1:00.377	57.059	173.3	38:07.720
16	2	2:01.055	37.080	42.117	41.858	229.7	40:08.775
17	2	2:00.572	36.966	42.111	41.495	245.4	42:09.347
18	2	2:00.167	36.825	41.719	41.623	252.3	44:09.514
19	2	2:01.397	36.722	42.488	42.187	248.2	46:10.911
20	2	2:06.271 P	36.891	41.946	47.434	237.8	48:17.182
21	1	3:26.163	1:53.236	44.489	48.438	192.5	51:43.345
22	1	3:27.036	1:00.927	1:16.059	1:10.050	165.3	55:10.381
23	1	3:01.382	1:03.831	59.389	58.162	112.8	58:11.763
24	1	2:07.196	38.140	43.664	45.392	246.5	1:00:18.959

76 — Bradley Ellis — McLaren 720 S GT3
PROAM — Leo Loucas — 7TSIX

Lap	D	Time	Sector 1	Sector 2	Sector 3	T. Spd	Elapsed
1	1	2:20.333	44.313	43.106	52.914	166.1	2:20.333
2	1	3:22.461	1:02.169	1:13.174	1:07.118	156.7	5:42.794
3	1	3:32.591	1:11.098	1:12.479	1:09.014	103.6	9:15.385
4	1	3:04.430	1:05.635	1:03.231	55.564	107.7	12:19.815
5	1	2:03.434	37.935	43.300	42.199	231.2	14:23.249
6	1	2:02.082	37.729	42.400	41.953	222.6	16:25.331
7	1	2:02.006	37.243	42.489	42.274	235.2	18:27.337
8	1	2:01.733	37.728	41.982	42.023	239.4	20:29.070
9	1	2:02.852	37.575	42.637	42.640	236.3	22:31.922
10	1	2:02.315	37.408	42.661	42.246	242.6	24:34.237
11	1	2:00.680	37.552	41.166	41.962	242.6	26:34.917
12	1	2:06.663	38.695	44.044	43.924	239.4	28:41.580
13	1	3:26.874	51.869	1:18.992	1:16.013	179.4	32:08.454
14	1	3:13.230	1:00.732	1:05.207	1:07.291	117.3	35:21.684
15	1	2:48.534	53.052	1:01.079	54.403	182.1	38:10.218
16	1	2:02.376	37.480	42.632	42.264	235.8	40:12.594
17	1	2:01.855	37.325	42.508	42.022	235.8	42:14.449
18	1	2:02.130	37.515	42.408	42.207	237.3	44:16.579
19	1	2:01.820	37.296	42.315	42.209	243.2	46:18.399
20	1	2:07.798 P	37.048	42.404	48.346	244.3	48:26.197
21	2	3:33.178	1:58.220	46.972	47.986	172.2	51:59.375
22	2	3:34.691	52.453	1:15.682	1:26.556	175.0	55:34.066
23	2	2:50.863	59.652	58.126	53.085	108.6	58:24.929
24	2	2:10.979	39.387	45.590	46.002	220.8	1:00:35.908

99 — Zhiwei Lu — Honda NSX GT3
AM* — LiangBo Yao — Nova Race Events

Lap	D	Time	Sector 1	Sector 2	Sector 3	T. Spd	Elapsed
1	2	2:21.729	46.258	43.565	51.906	147.3	2:21.729
2	2	3:22.761	1:02.516	1:13.643	1:06.602	141.3	5:44.490
3	2	3:32.596	1:11.119	1:13.079	1:08.398	110.6	9:17.086
4	2	3:04.044	1:06.420	1:02.545	55.079	133.0	12:21.130
5	2	2:06.110	38.317	43.668	44.125	225.0	14:27.240
6	2	2:05.809	38.248	43.776	43.785	192.5	16:33.049
7	2	2:03.245	36.235	43.105	43.905	230.7	18:36.294
8	2	2:02.809	36.125	42.899	43.785	226.8	20:39.103
9	2	2:04.013	37.607	43.191	43.215	240.5	22:43.116
10	2	2:04.010	37.659	43.242	43.109	242.1	24:47.126
11	2	9:52.207 P	35.698	8:15.439	1:01.070	233.7	34:39.333

133 — Murat Ruhi Cuhadaroglu — Ferrari 488 GT3 Evo
PROAM — David Fumanelli — Kessel Racing

Lap	D	Time	Sector 1	Sector 2	Sector 3	T. Spd	Elapsed
1	1	2:26.267	48.686	45.958	51.623	121.6	2:26.267
2	1	3:22.590	1:02.604	1:12.703	1:07.283	136.7	5:48.857
3	1	3:33.336	1:13.570	1:11.103	1:08.663	136.5	9:22.193
4	1	3:01.465	1:07.846	1:02.382	51.237	146.9	12:23.658
5	1	2:06.797	38.977	43.988	43.832	188.8	14:30.455
6	1	2:08.165	38.362	45.378	44.425	210.1	16:38.620
7	1	2:05.889	38.096	43.781	44.012	227.3	18:44.509
8	1	2:05.856	37.833	44.395	43.628	230.2	20:50.365
9	1	2:03.929	37.051	43.458	43.420	252.9	22:54.294
10	1	2:05.509	37.868	43.730	43.911	249.4	24:59.803
11	1	2:09.974	38.309	44.124	47.541	234.2	27:09.777
12	1	2:10.142	40.731	44.533	44.878	211.3	29:19.919
13	1	2:56.379	38.849	1:00.933	1:16.597	243.7	32:16.298
14	1	3:12.727	1:00.566	1:05.808	1:06.353	104.0	35:29.025
15	1	2:55.499 P	52.823	1:01.994	1:00.682	127.9	38:24.524
16	2	3:18.163	1:52.281	42.499	43.383	207.2	41:42.687
17	2	2:02.409	37.302	42.591	42.516	248.2	43:45.096
18	2	2:01.366	37.197	42.334	41.835	248.2	45:46.462
19	2	2:00.009	36.829	41.256	41.924	257.1	47:46.471
20	2	2:01.302	36.908	42.174	42.220	256.5	49:47.773
21	2	2:09.112	37.092	44.749	47.271	254.7	51:56.885
22	2	3:19.638	53.587	1:14.997	1:11.054	199.2	55:16.523
23	2	2:57.950	1:03.064	1:00.561	54.325	107.6	58:14.473
24	2	2:05.794	39.812	43.003	42.979	219.0	1:00:20.267

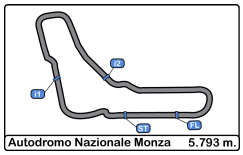

Autodromo Nazionale Monza
International GT Open
Race - 1
Lap Analysis

525 — James Roe — Lamborghini Huracan GT3 EVO
PRO — Alberto Di Folco — Imperiale Racing

Lap	D	Time	Sector 1	Sector 2	Sector 3	T. Spd	Elapsed
1	1	2:15.398	41.766	42.737	50.895	196.7	2:15.398
2	1	3:21.708	1:01.635	1:12.507	1:07.566	143.8	5:37.106
3	1	3:30.482	1:11.016	1:10.377	1:09.089	121.8	9:07.588
4	1	3:09.227	1:05.797	1:04.676	58.754	116.2	12:16.815
5	1	2:02.716	37.787	42.662	42.267	204.9	14:19.531
6	1	2:02.031	37.375	42.510	42.146	237.8	16:21.562
7	1	2:01.970	37.520	42.518	41.932	249.4	18:23.532
8	1	2:01.843	37.423	42.375	42.045	241.6	20:25.375
9	1	2:01.177	37.131	42.352	41.694	241.6	22:26.552
10	1	2:00.999	36.998	42.185	41.816	253.5	24:27.551
11	1	2:01.548	37.145	42.321	42.082	251.1	26:29.099
12	1	2:06.123	38.111	44.426	43.586	237.8	28:35.222
13	1	3:26.541	53.421	1:18.788	1:14.332	186.5	32:01.763
14	1	3:15.789	1:01.394	1:06.527	1:07.868	135.6	35:17.552
15	1	2:58.725 P	53.400	1:00.739	1:04.586	165.6	38:16.277
16	2	3:39.197	2:13.985	42.969	42.243	209.7	41:55.474
17	2	2:01.810	37.395	42.368	42.047	234.2	43:57.284
18	2	2:01.945	37.602	42.211	42.132	221.3	45:59.229
19	2	2:01.176	37.319	41.776	42.081	244.8	48:00.405
20	2		36.968	42.140		255.3	

777 — Marcin Jedlinski — Audi R8 GT3 Evo 2
PROAM — Karol Basz — Olimp Racing

Lap	D	Time	Sector 1	Sector 2	Sector 3	T. Spd	Elapsed
1	2	2:16.921	42.332	43.084	51.505	210.1	2:16.921
2	2	3:22.401	1:02.024	1:12.690	1:07.687	147.3	5:39.322
3	2	3:29.960	1:10.707	1:11.184	1:08.069	111.4	9:09.282
4	2	3:07.959	1:06.141	1:04.971	56.847	115.6	12:17.241
5	2	2:02.872	38.461	42.420	41.991	203.7	14:20.113
6	2	2:01.842	37.281	42.283	42.278	234.2	16:21.955
7	2	2:02.449	37.644	42.590	42.215	236.3	18:24.404
8	2	2:02.012	37.603	42.113	42.296	230.7	20:26.416
9	2	2:01.070	37.375	41.686	42.009	215.1	22:27.486
10	2	2:01.438	37.218	42.286	41.934	227.8	24:28.924
11	2	2:00.847	37.214	41.862	41.771	223.6	26:29.771
12	2	2:06.722	39.507	44.270	42.945	227.3	28:36.493
13	2	3:27.726	54.258	1:19.449	1:14.019	175.8	32:04.219
14	2	3:14.888	1:01.785	1:06.377	1:06.726	125.2	35:19.107
15	2	2:50.071	53.825	1:01.060	55.186	158.1	38:09.178
16	2	2:01.990	37.499	42.182	42.309	216.0	40:11.168
17	2	2:00.936	36.871	41.979	42.086	237.8	42:12.104
18	2	2:00.722	37.125	41.928	41.669	238.9	44:12.826
19	2	2:07.312 P	37.019	41.856	48.437	232.2	46:20.138
20	1	3:28.377	1:59.603	44.066	44.708	190.8	49:48.515
21	1	2:11.948	38.539	45.713	47.696	222.6	52:00.463
22	1	3:21.350	52.485	1:15.530	1:13.335	183.0	55:21.813
23	1	2:53.520	59.828	1:00.992	52.700	124.1	58:15.333
24	1	2:11.511	42.314	45.119	44.078	173.6	1:00:26.844

786 — Kiki Sak Nana — Mercedes AMG GT3 - 2022
AM — Adam Osieka — GetSpeed Performance

Lap	D	Time	Sector 1	Sector 2	Sector 3	T. Spd	Elapsed

911 — Sébastien Baud — Mercedes AMG GT3 - 2022
PRO — Steve Jans — GetSpeed Performance

Lap	D	Time	Sector 1	Sector 2	Sector 3	T. Spd	Elapsed
1	1	2:17.755	42.716	43.161	51.878	189.4	2:17.755
2	1	3:22.644	1:02.227	1:12.764	1:07.653	156.5	5:40.399
3	1	3:31.138	1:10.587	1:11.991	1:08.560	109.2	9:11.537
4	1	3:06.477	1:05.749	1:04.562	56.166	122.1	12:18.014
5	1	2:03.022	38.131	42.767	42.124	186.5	14:21.036
6	1	2:01.638	37.400	42.427	41.811	215.1	16:22.674
7	1	2:02.010	37.257	42.589	42.164	217.7	18:24.684
8	1	2:02.147	37.563	42.217	42.367	209.7	20:26.831
9	1	2:01.656	37.638	42.216	41.802	206.5	22:28.487
10	1	2:02.325	37.752	41.793	42.780	209.7	24:30.812
11	1	2:01.501	37.425	42.193	41.883	231.2	26:32.313
12	1	2:08.608	38.365	44.133	46.110	230.7	28:40.921
13	1	3:25.001	50.963	1:19.092	1:14.946	190.8	32:05.922
14	1	3:14.599	1:01.400	1:05.934	1:07.265	116.8	35:20.521
15	1	2:56.283 P	53.536	1:01.107	1:01.640	156.2	38:16.804
16	2	3:20.034	1:53.708	43.025	43.301	198.5	41:36.838
17	2	2:03.370	37.386	43.228	42.756	250.0	43:40.208
18	2	2:02.433	37.271	42.709	42.453	236.3	45:42.641
19	2	2:01.441	36.272	42.787	42.382	258.3	47:44.082
20	2	2:04.249	37.200	42.745	44.304	243.7	49:48.331
21	2	2:10.004	37.584	44.643	47.777	242.1	51:58.335
22	2	3:18.882	52.721	1:15.606	1:10.555	203.7	55:17.217
23	2	2:57.426	1:03.260	1:00.848	53.318	112.6	58:14.643
24	2	2:07.251	40.237	43.863	43.151	193.2	1:00:21.894

007 — Pascal Bachmann — Aston Martin GT3 AMR MY2019
AM — Street Art Racing

Lap	D	Time	Sector 1	Sector 2	Sector 3	T. Spd	Elapsed
1		2:29.061	52.644	46.027	50.390	123.8	2:29.061
2		3:23.383	1:02.906	1:13.625	1:06.852	126.9	5:52.444
3		3:32.896	1:13.259	1:11.282	1:08.355	108.1	9:25.340
4		3:01.770	1:07.795	1:03.075	50.900	123.0	12:27.110
5		2:08.932	40.434	43.597	44.901	177.3	14:36.042
6		2:07.854	38.774	43.891	45.189	211.7	16:43.896
7		2:06.745	39.108	43.436	44.201	205.7	18:50.641
8		2:06.046	38.128	43.358	44.560	223.1	20:56.687
9		2:05.416	38.307	43.292	43.817	236.8	23:02.103
10		2:06.101	38.323	44.092	43.686	238.4	25:08.204
11		2:06.767	38.007	43.553	45.207	232.7	27:14.971
12		2:13.779	43.301	45.190	45.288	180.9	29:28.750
13		2:48.961	40.946	52.208	1:15.807	200.0	32:17.711
14		3:12.403	1:00.651	1:05.703	1:06.049	106.4	35:30.114
15		2:57.671 P	53.121	1:01.568	1:02.982	127.3	38:27.785
16		3:22.367	1:53.820	44.106	44.441	183.3	41:50.152
17		2:08.926	38.322	44.872	45.732	227.8	43:59.078
18		2:12.228	39.754	46.955	45.519	212.1	46:11.306
19		2:09.907	40.709	44.397	44.801	189.4	48:21.213
20		2:06.034	38.237	43.486	44.311	229.2	50:27.247
21		2:10.602	40.387	44.662	45.553	202.6	52:37.849
22		2:51.998	39.251	59.132	1:13.615	213.4	55:29.847
23		2:50.200	1:00.282	58.541	51.377	117.3	58:20.047
24		2:12.293	42.315	44.693	45.285	154.0	1:00:32.340

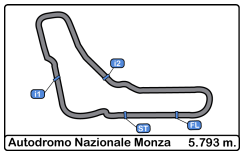

Autodromo Nazionale Monza
International GT Open
Race - 1
Analysis by Lap

Num	Lap Time	Gap
Lap 1		
54	2:10.877	
63	2:11.887	01.010
73	2:12.821	01.944
24	2:13.476	02.599
525	2:15.398	04.521
9	2:15.804	04.927
777	2:16.921	06.044
911	2:17.755	06.878
25	2:18.961	08.084
76	2:20.333	09.456
33	2:20.885	10.008
99	2:21.729	10.852
72	2:22.425	11.548
55	2:23.873	12.996
5	2:24.917	14.040
133	2:26.267	15.390
19	2:26.945	16.068
11	2:27.661	16.784
007	2:29.061	18.184
Num	**Lap Time**	**Gap**
Lap 2		
54	3:21.793	
63	3:21.972	01.189
73	3:21.767	01.918
24	3:22.681	03.487
525	3:21.708	04.436
9	3:22.571	05.705
777	3:22.401	06.652
911	3:22.644	07.729
25	3:22.704	08.995
76	3:22.461	10.124
33	3:22.958	11.173
99	3:22.761	11.820
72	3:23.113	12.868
55	3:22.931	14.134
5	3:22.538	14.785
133	3:22.590	16.187
19	3:24.007	18.282
11	3:24.113	19.104
007	3:23.383	19.774
Num	**Lap Time**	**Gap**
Lap 3		
54	3:30.829	
63	3:30.898	01.258
73	3:31.305	02.394
24	3:30.576	03.234
525	3:30.482	04.089
9	3:30.113	04.989
777	3:29.960	05.783
911	3:31.138	08.038
25	3:31.163	09.329
76	3:32.591	11.886
33	3:32.336	12.680
99	3:32.596	13.587
72	3:33.691	15.730
55	3:33.765	17.070
5	3:33.876	17.832
133	3:33.336	18.694
19	3:32.357	19.810
11	3:32.138	20.413
007	3:32.896	21.841
Num	**Lap Time**	**Gap**
Lap 4		
54	3:11.388	
63	3:10.570	00.440
73	3:09.924	00.930
24	3:09.288	01.134
525	3:09.227	01.928
9	3:08.456	02.057
777	3:07.959	02.354
911	3:06.477	03.127
25	3:06.566	04.507
76	3:04.430	04.928
33	3:04.150	05.442
99	3:04.044	06.243
72	3:02.492	06.834
55	3:01.936	07.618
5	3:01.409	07.853
133	3:01.465	08.771
19	3:01.190	09.612
11	3:00.858	09.883
007	3:01.770	12.223
Num	**Lap Time**	**Gap**
Lap 5		
54	2:00.396	
63	2:00.722	00.766
24	2:00.778	01.516
73	2:01.807	02.341
525	2:02.716	04.248
9	2:03.165	04.826
777	2:02.872	04.830
911	2:03.022	05.753
76	2:03.434	07.966
25	2:04.278	08.389
33	2:04.309	09.355
5	2:03.375	10.832
72	2:04.930	11.368
99	2:06.110	11.957
55	2:05.904	13.126
19	2:05.262	14.478
133	2:06.797	15.172
11	2:06.101	15.588
007	2:08.932	20.759
Num	**Lap Time**	**Gap**
Lap 6		
54	2:00.032	
63	2:00.099	00.833
24	2:00.277	01.761
73	2:00.303	02.612
525	2:02.031	06.247
9	2:01.566	06.360
777	2:01.842	06.640
911	2:01.638	07.359
76	2:02.082	10.016
25	2:03.662	12.019
33	2:03.532	12.855
72	2:03.130	14.466
99	2:05.809	17.734
19	2:04.158	18.604
55	2:05.956	19.050
11	2:04.730	20.286
133	2:08.165	23.305
5	2:12.931	23.731
007	2:07.854	28.581
Num	**Lap Time**	**Gap**
Lap 7		
54	1:59.979	
63	1:59.963	00.817
24	2:00.547	02.329
73	2:00.740	03.373
525	2:01.970	08.238
9	2:02.342	08.723
777	2:02.449	09.110
911	2:02.010	09.390
76	2:02.006	12.043
25	2:02.648	14.688
33	2:02.630	15.506
72	2:01.441	15.928
99	2:03.245	21.000
19	2:02.624	21.249
55	2:03.612	22.683
11	2:03.709	24.016
5	2:03.465	27.217
133	2:05.889	29.215
007	2:06.745	35.347
Num	**Lap Time**	**Gap**
Lap 8		
54	2:00.192	
63	2:00.014	00.639
24	2:00.115	02.252
73	1:59.815	02.996
525	2:01.843	09.889
9	2:01.606	10.137
777	2:02.012	10.930
911	2:02.147	11.345
76	2:01.733	13.584
25	2:02.468	16.964
72	2:02.165	17.901
33	2:02.625	17.939
19	2:02.253	23.310
99	2:02.809	23.617
11	2:03.635	27.459
5	2:02.282	29.307
55	2:07.797	30.288
133	2:05.856	34.879
007	2:06.046	41.201
Num	**Lap Time**	**Gap**
Lap 9		
54	2:00.172	
63	2:00.176	00.643
24	2:00.005	02.085
73	2:00.925	03.749
525	2:01.177	10.894
9	2:01.515	11.480
777	2:01.070	11.828
911	2:01.656	12.829
76	2:02.852	16.264
25	2:02.197	18.989
72	2:01.924	19.653
33	2:03.589	21.356
19	2:01.799	24.937
99	2:04.013	27.458
11	2:03.100	30.387
5	2:01.808	30.943
55	2:03.620	33.736
133	2:03.929	38.636
007	2:05.416	46.445
Num	**Lap Time**	**Gap**
Lap 10		
54	1:59.985	
63	2:00.094	00.752
24	2:00.142	02.242
73	2:00.664	04.428
525	2:00.999	11.908
9	2:00.691	12.186
777	2:01.438	13.281
911	2:02.325	15.169
76	2:02.315	18.594
25	2:01.882	20.886
72	2:01.618	21.286
33	2:02.796	24.167
19	2:00.404	25.356
99	2:04.010	31.483
5	2:02.654	33.612
11	2:03.786	34.188
133	2:05.509	44.160
007	2:06.101	52.561
55	2:30.709	1:04.460
Num	**Lap Time**	**Gap**
Lap 11		
54	2:00.317	
63	2:00.296	00.731
24	1:59.995	01.920
73	2:00.633	04.744
525	2:01.548	13.139
9	2:01.486	13.355
777	2:00.847	13.811
911	2:01.501	16.353
76	2:00.680	18.957
25	2:02.180	22.749
72	2:01.849	22.818
33	2:02.706	26.556
5	2:01.945	35.240
11	2:05.303	39.174
133	2:09.974	53.817
007	2:06.767	59.011
19	2:41.752	1:06.791
55	2:04.259	1:08.402
Num	**Lap Time**	**Gap**
Lap 12		
54	2:09.514	
63	2:10.732	01.949
24	2:11.111	03.517
73	2:08.939	04.169
525	2:06.123	09.748
9	2:06.404	10.245
777	2:06.722	11.019
911	2:08.608	15.447
76	2:06.663	16.106
72	2:07.477	20.781
25	2:09.055	22.290
33	2:05.855	22.897
5	2:04.455	30.181
11	2:09.344	39.004
133	2:10.142	54.445
007	2:13.779	1:03.276
55	2:25.637	1:24.525
19	3:08.500	2:05.777
Num	**Lap Time**	**Gap**
Lap 13		
54	3:32.558	
63	3:31.179	00.570
24	3:30.944	01.903
73	3:31.197	02.808
525	3:26.541	03.731
9	3:27.385	05.072
777	3:27.726	06.187
911	3:25.001	07.890
76	3:26.874	10.422
72	3:23.440	11.663
25	3:24.117	13.849
33	3:24.209	14.548
5	3:18.505	16.128
11	3:10.830	17.276
133	2:56.379	18.266
007	2:48.961	19.679
55	2:29.691	21.658
19	2:38.626	1:11.845
99	9:52.207	2 Laps
Num	**Lap Time**	**Gap**
Lap 14		
54	3:15.208	
63	3:16.396	01.758
24	3:15.622	02.317
73	3:15.911	03.511
525	3:15.789	04.312
9	3:15.177	05.041
777	3:14.888	05.867
911	3:14.599	07.281

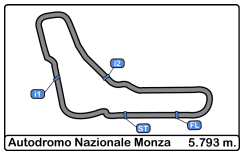

Autodromo Nazionale Monza
International GT Open
Race - 1
Analysis by Lap

Num	Lap Time	Gap
76	3:13.230	08.444
72	3:14.009	10.464
25	3:13.811	12.452
33	3:13.774	13.114
5	3:12.903	13.823
11	3:13.130	15.198
133	3:12.727	15.785
007	3:12.403	16.874
55	3:11.511	17.961
19	2:23.738	20.375
Num	**Lap Time**	**Gap**
Lap 15		
54	2:53.350	
63	2:51.763	00.171
24	2:51.457	00.424
73	2:50.969	01.130
9	2:50.651	02.342
777	2:50.071	02.588
76	2:48.534	03.628
25	2:47.263	06.365
5	2:47.931	08.404
11	2:47.691	09.539
525	2:58.725	09.687
911	2:56.283	10.214
72	2:54.586	11.700
33	2:54.162	13.926
133	2:55.499	17.934
007	2:57.671	21.195
55	2:57.692	22.303
19	2:56.423	23.448
Num	**Lap Time**	**Gap**
Lap 16		
54	1:59.686	
63	2:00.472	00.957
73	2:01.055	02.499
9	2:01.421	04.077
777	2:01.990	04.892
76	2:02.376	06.318
24	2:06.739	07.477
25	2:03.066	09.745
5	2:02.795	11.513
11	2:05.525	15.378
33	3:13.827	1:28.067
911	3:20.034	1:30.562
133	3:18.163	1:36.411
55	3:17.299	1:39.916
007	3:22.367	1:43.876
19	3:21.942	1:45.704
525	3:39.197	1:49.198
72	3:43.288	1:55.302
Num	**Lap Time**	**Gap**
Lap 17		
54	2:00.473	
63	2:00.783	01.267
73	2:00.572	02.598
9	2:00.843	04.447

Num	Lap Time	Gap
777	2:00.936	05.355
76	2:01.855	07.700
25	2:02.706	11.978
11	2:03.365	18.270
5	2:10.424	21.464
24	3:22.549	1:29.553
33	2:03.013	1:30.607
911	2:03.370	1:33.459
133	2:02.409	1:38.347
55	2:02.896	1:42.339
19	2:01.990	1:47.221
525	2:01.810	1:50.535
007	2:08.926	1:52.329
72	2:00.871	1:55.700
Num	**Lap Time**	**Gap**
Lap 18		
54	2:00.691	
63	2:01.057	01.633
73	2:00.167	02.074
9	2:00.831	04.587
777	2:00.722	05.386
76	2:02.130	09.139
25	2:02.967	14.254
11	2:03.157	20.736
24	2:00.631	1:29.493
33	2:01.746	1:31.662
911	2:02.433	1:35.201
133	2:01.366	1:39.022
55	2:02.510	1:44.158
19	2:01.383	1:47.913
525	2:01.945	1:51.789
72	2:01.990	1:56.999
Num	**Lap Time**	**Gap**
Lap 19		
63	2:01.258	
73	2:01.397	00.580
007	2:12.228	1 Lap
9	2:01.081	02.777
54	2:09.452	06.561
76	2:01.820	08.068
777	2:07.312	09.807
5	3:52.238	1 Lap
25	2:02.521	13.884
11	2:04.289	22.134
24	2:01.144	1:27.746
33	2:01.559	1:30.330
911	2:01.441	1:33.751
133	2:00.009	1:36.140
55	2:01.872	1:43.139
19	2:00.434	1:45.456
525	2:01.176	1:50.074
72	2:00.461	1:54.569
Num	**Lap Time**	**Gap**
Lap 20		
63	2:06.170	
73	2:06.271	00.681

Num	Lap Time	Gap
9	2:07.380	03.987
007	2:09.907	1 Lap
76	2:07.798	09.696
25	2:10.405	18.119
5	2:17.032	1 Lap
11	2:12.437	28.401
54	3:16.971	1:17.362
24	1:59.621	1:21.197
33	2:01.537	1:25.697
133	2:01.302	1:31.272
911	2:04.249	1:31.830
777	3:28.377	1:32.014
55	2:02.077	1:39.046
19	2:00.824	1:40.110
72	2:04.346	1:52.745
007	2:06.034	2:10.746
5	2:16.249	2:37.231
Num	**Lap Time**	**Gap**
Lap 21		
73	3:26.163	
54	2:10.625	01.143
24	2:09.413	03.766
33	2:06.582	05.435
9	3:31.511	08.654
63	3:38.844	12.000
133	2:09.112	13.540
911	2:10.004	14.990
76	3:33.178	16.030
777	2:11.948	17.118
55	2:06.252	18.454
19	2:06.264	19.530
25	3:31.192	22.467
11	3:42.428	43.985
007	2:10.602	54.504
5	2:19.397	1:29.784
Num	**Lap Time**	**Gap**
Lap 22		
73	3:27.036	
54	3:26.815	00.922
24	3:26.236	02.966
33	3:25.249	03.648
9	3:23.106	04.724
63	3:20.418	05.382
133	3:19.638	06.142
911	3:18.882	06.836
777	3:21.350	11.432
55	3:21.043	12.461
19	3:21.057	13.551
25	3:19.811	15.242
11	3:01.401	18.350
007	2:51.998	19.466
5	2:19.538	22.286
76	3:34.691	23.685
Num	**Lap Time**	**Gap**
Lap 23		
73	3:01.382	

Num	Lap Time	Gap
54	3:01.166	00.706
24	2:59.730	01.314
33	2:59.444	01.710
9	2:59.043	02.385
63	2:58.681	02.681
133	2:57.950	02.710
911	2:57.426	02.880
777	2:53.520	03.570
55	2:52.861	03.940
19	2:51.920	04.089
25	2:52.143	06.003
11	2:50.026	06.994
007	2:50.200	08.284
5	2:52.252	13.156
76	2:50.863	13.166
Num	**Lap Time**	**Gap**
Lap 24		
24	2:02.787	
33	2:05.394	03.003
73	2:07.196	03.095
133	2:05.794	04.403
54	2:08.389	04.994
911	2:07.251	06.030
19	2:08.076	08.064
63	2:09.520	08.100
9	2:10.589	08.873
55	2:09.365	09.204
777	2:11.511	10.980
25	2:11.531	13.433
11	2:12.770	15.663
007	2:12.293	16.476
76	2:10.979	20.044
5	2:18.250	27.305

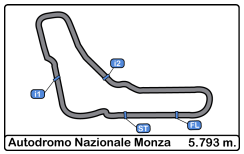

Autodromo Nazionale Monza

International GT Open

Race - 1

Best Sectors Results

	Sector - 1			Sector - 2			Sector - 3			Ideal Lap vs Best Lap					
Clas	**Nº**	**Driver**	**Time**	**Nº**	**Driver**	**Time**	**Nº**	**Driver**	**Time**	**Clas**	**Nº**	**Driver**	**Ideal Lap**	**Best Lap**	**Clas**
1	**19**	Gilardoni - Van Berlo	35.683	**19**	Gilardoni - Van Berlo	41.022	**9**	Shoffner - Kranz	41.044	**1**	**19**	Gilardoni - Van Berlo	**1:58.583**	**2:00.404**	**6**
2	**99**	Lu - Yao	35.698	**76**	Ellis - Loucas	41.166	**24**	Bachler - Cazzaniga	41.220	**2**	**54**	Müller - Mettler	**1:58.901**	**1:59.686**	**2**
3	**54**	Müller - Mettler	35.803	**133**	Cuhadaroglu - Fumanelli	41.256	**54**	Müller - Mettler	41.392	**3**	**24**	Bachler - Cazzaniga	**1:59.190**	**1:59.621**	**1**
4	**911**	Baud - Jans	36.272	**24**	Bachler - Cazzaniga	41.327	**73**	Ziemian - Jefferies	41.495	**4**	**73**	Ziemian - Jefferies	**1:59.708**	**1:59.815**	**3**
5	**63**	Hites - Pulcini	36.595	**73**	Ziemian - Jefferies	41.565	**63**	Hites - Pulcini	41.518	**5**	**63**	Hites - Pulcini	**1:59.749**	**1:59.963**	**4**
6	**24**	Bachler - Cazzaniga	36.643	**63**	Hites - Pulcini	41.636	**72**	Moss - Osborne	41.524	**6**	**911**	Baud - Jans	**1:59.867**	**2:01.441**	**12**
7	**73**	Ziemian - Jefferies	36.648	**72**	Moss - Osborne	41.655	**777**	Jedlinski - Basz	41.669	**7**	**133**	Cuhadaroglu - Fumanelli	**1:59.920**	**2:00.009**	**5**
8	**133**	Cuhadaroglu - Fumanelli	36.829	**777**	Jedlinski - Basz	41.686	**525**	Roe - Di Folco	41.694	**8**	**72**	Moss - Osborne	**2:00.052**	**2:00.461**	**7**
9	**777**	Jedlinski - Basz	36.871	**54**	Müller - Mettler	41.706	**33**	Scholze - Valente	41.794	**9**	**9**	Shoffner - Kranz	**2:00.075**	**2:00.691**	**9**
10	**72**	Moss - Osborne	36.873	**525**	Roe - Di Folco	41.776	**911**	Baud - Jans	41.802	**10**	**76**	Ellis - Loucas	**2:00.167**	**2:00.680**	**8**
11	**9**	Shoffner - Kranz	36.957	**911**	Baud - Jans	41.793	**133**	Cuhadaroglu - Fumanelli	41.835	**11**	**777**	Jedlinski - Basz	**2:00.226**	**2:00.722**	**10**
12	**5**	Jedlinski - Korzeniowski	36.958	**11**	Earle - Zanotti	41.841	**19**	Gilardoni - Van Berlo	41.878	**12**	**525**	Roe - Di Folco	**2:00.438**	**2:00.999**	**11**
13	**525**	Roe - Di Folco	36.968	**9**	Shoffner - Kranz	42.074	**5**	Jedlinski - Korzeniowski	41.914	**13**	**33**	Scholze - Valente	**2:01.040**	**2:01.537**	**13**
14	**76**	Ellis - Loucas	37.048	**33**	Scholze - Valente	42.133	**76**	Ellis - Loucas	41.953	**14**	**5**	Jedlinski - Korzeniowski	**2:01.181**	**2:01.808**	**14**
15	**33**	Scholze - Valente	37.113	**25**	Hrachowina - Konrad	42.211	**55**	De Meeus - Stanley	42.056	**15**	**25**	Hrachowina - Konrad	**2:01.667**	**2:01.882**	**16**
16	**25**	Hrachowina - Konrad	37.290	**5**	Jedlinski - Korzeniowski	42.309	**25**	Hrachowina - Konrad	42.166	**16**	**99**	Lu - Yao	**2:01.706**	**2:02.809**	**17**
17	**55**	De Meeus - Stanley	37.310	**55**	De Meeus - Stanley	42.434	**11**	Earle - Zanotti	42.808	**17**	**55**	De Meeus - Stanley	**2:01.800**	**2:01.872**	**15**
18	**11**	Earle - Zanotti	37.409	**99**	Lu - Yao	42.899	**99**	Lu - Yao	43.109	**18**	**11**	Earle - Zanotti	**2:02.058**	**2:03.100**	**18**
19	**007**	Pascal Bachmann	38.007	**007**	Pascal Bachmann	43.292	**007**	Pascal Bachmann	43.686	**19**	**007**	Pascal Bachmann	**2:04.985**	**2:05.416**	**19**
20	**786**	Kiki - Osieka	Transpond	**786**	Kiki - Osieka	Transpond	**786**	Kiki - Osieka	Transpond	**20**	**786**	Kiki - Osieka	**Transpon**	**Transpon**	**20**
21	**8**	Giuseppe Cipriani	Transpond	**8**	Giuseppe Cipriani	Transpond	**8**	Giuseppe Cipriani	Transpond	**21**	**8**	Giuseppe Cipriani	**Transpon**	**Transpon**	**21**

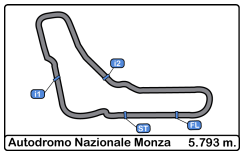

Autodromo Nazionale Monza

International GT Open

Race - 1

Leader Sequence

Nº	Entrant/Team	Nat	Driver 1	Nat	Driver 2	Nat	Vehicle	Cat	Start Lap	End Lap	Laps	Total Laps
54	SPS Automotive Performance	DEU	Dexter Müller	CHE	**Yannick Mettler**	CHE	Mercedes AMG GT3 - 2020	PROAM	1	**18**	18	18
63	Oregon Team	ITA	Benjamin Hites	CHL	**Leonardo Pulcini**	ITA	Lamborghini Huracan GT3 EVO MY2022	PRO	19	**20**	2	2
73	Kessel Racing	CHE	Roman Ziemian	POL	**Axcil Jefferies**	ZWE	Ferrari 488 GT3 Evo	PROAM	21	**23**	3	3
24	Dinamic Motorsport	ITA	Klaus Bachler	AUT	**Riccardo Cazzaniga**	ITA	Porsche 991 GT3 R 2019	PRO	24	**24**	1	1

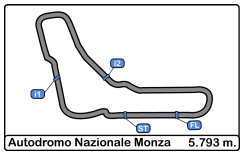

Autodromo Nazionale Monza
International GT Open
Race - 1
Best 5 Lap Times

Cl	Nº	Entrant/Team	Nat	Driver 1	Nat	Driver 2	Nat	Vehicle	Cat	Cl	Best 1 Time	Best 1 Lap	Best 2 Time	Best 2 Lap	Best 3 Time	Best 3 Lap	Best 4 Time	Best 4 Lap	Best 5 Time	Best 5 Lap
1	24	Dinamic Motorsport	ITA	Klaus Bachler	AUT	Riccardo Cazzaniga	ITA	Porsche 991 GT3 R 2019	PRO	1	1:59.621	20	1:59.995	11	2:00.005	9	2:00.115	8	2:00.142	10
2	54	SPS Automotive Performance	DEU	Dexter Müller	CHE	Yannick Mettler	CHE	Mercedes AMG GT3 - 2020	PROAM	1	1:59.686	16	1:59.979	7	1:59.985	10	2:00.032	6	2:00.172	9
3	73	Kessel Racing	CHE	Roman Ziemian	POL	Axcil Jefferies	ZWE	Ferrari 488 GT3 Evo	PROAM	2	1:59.815	8	2:00.167	18	2:00.303	6	2:00.572	17	2:00.633	11
4	63	Oregon Team	ITA	Benjamin Hites	CHL	Leonardo Pulcini	ITA	Lamborghini Huracan GT3 EVO MY2022	PRO	2	1:59.963	7	2:00.014	8	2:00.094	10	2:00.099	6	2:00.176	9
5	133	Kessel Racing	CHE	Murat Ruhi Cuhadaroglu	TUR	David Fumanelli	ITA	Ferrari 488 GT3 Evo	PROAM	3	2:00.009	19	2:01.302	20	2:01.366	18	2:02.409	17	2:03.929	9
6	19	Oregon Team	ITA	Kevin Gilardoni	CHE	Glenn Van Berlo	NLD	Lamborghini Huracan GT3 EVO MY2022	PRO	3	2:00.404	10	2:00.434	19	2:00.824	20	2:01.383	18	2:01.799	9
7	72	Optimum Motorsport	GBR	Nick Moss	GBR	Joe Osborne	GBR	McLaren 720 S GT3	PRO	4	2:00.461	19	2:00.871	17	2:01.441	7	2:01.618	10	2:01.849	11
8	76	7TSIX	GBR	Bradley Ellis	GBR	Leo Loucas	CYP	McLaren 720 S GT3	PROAM	4	2:00.680	11	2:01.733	8	2:01.820	19	2:01.855	17	2:02.006	7
9	9	GetSpeed Performance	DEU	Janine Shoffner	GBR	Moritz Kranz	DEU	Mercedes AMG GT3 - 2022	PROAM	5	2:00.691	10	2:00.831	18	2:00.843	17	2:01.081	19	2:01.421	16
10	777	Olimp Racing	POL	Marcin Jedlinski	POL	Karol Basz	POL	Audi R8 GT3 Evo 2	PROAM	6	2:00.722	18	2:00.847	11	2:00.936	17	2:01.070	9	2:01.438	10
11	525	Imperiale Racing	ITA	James Roe	IRL	Alberto Di Folco	ITA	Lamborghini Huracan GT3 EVO	PRO	5	2:00.999	10	2:01.176	19	2:01.177	9	2:01.548	11	2:01.810	17
12	911	GetSpeed Performance	DEU	Sébastien Baud	FRA	Steve Jans	LUX	Mercedes AMG GT3 - 2022	PRO	6	2:01.441	19	2:01.501	11	2:01.638	6	2:01.656	9	2:02.010	7
13	33	Team GT	DEU	Florian Scholze	DEU	Alain Valente	CHE	Mercedes AMG GT3 EVO - 2021	PROAM	7	2:01.537	20	2:01.559	19	2:01.746	18	2:02.625	8	2:02.630	7
14	5	Olimp Racing	POL	Stanislaw Jedlinski	POL	Krystian Korzeniowski	POL	Ferrari 488 GT3 MY 2021	AM	1	2:01.808	9	2:01.945	11	2:02.282	8	2:02.654	10	2:02.795	16
15	55	AF Corse	ITA	Laurent De Meeus	BEL	Jamie Stanley	GBR	Ferrari 488 GT3 Evo	PROAM	8	2:01.872	19	2:02.077	20	2:02.510	18	2:02.896	17	2:03.612	7
16	25	Mann Filter Team Landgraf	DEU	Alexander Hrachowina	AUT	Martin Konrad	AUT	Mercedes AMG GT3 EVO - 2021	AM	2	2:01.882	10	2:02.180	11	2:02.197	9	2:02.468	8	2:02.521	19
17	99	Nova Race Events	ITA	Zhiwei Lu	CHN	LiangBo Yao	CHN	Honda NSX GT3	AM*	3	2:02.809	8	2:03.245	7	2:04.010	10	2:04.013	9	2:05.809	6
18	11	Kessel Racing	CHE	Stephen Earle	USA	Erwin Zanotti	ITA	Ferrari 488 GT3 Evo	AM	4	2:03.100	9	2:03.157	18	2:03.365	17	2:03.635	8	2:03.709	7
19	007	Street Art Racing	BEL	Pascal Bachmann	CHE			Aston Martin GT3 AMR MY2019	AM	5	2:05.416	9	2:06.034	20	2:06.046	8	2:06.101	10	2:06.745	7
20	8	Il Barone Rampante	ITA	Giuseppe Cipriani	ITA			Lamborghini Huracan GT3 EVO	AM	6										
21	786	GetSpeed Performance	DEU	Kiki Sak Nana	THA	Adam Osieka	DEU	Mercedes AMG GT3 - 2022	AM	7										

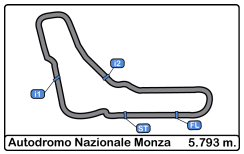

Autodromo Nazionale Monza
International GT Open
Race - 1
Best 5 Top Speeds

													Top 1		Top 2		Top 3		Top 4		Top 5		
Cl	Nº	Entrant/Team	Nat	Driver 1	Nat	Driver 2	Nat	Vehicle	Cat	Cl	Km/h	Lap	Km/h	Lap	Km/h	Lap	Km/h	Lap	Km/h	Lap	Avg
1	24	Dinamic Motorsport	ITA	Klaus Bachler	AUT	Riccardo Cazzaniga	ITA	Porsche 991 GT3 R 2019	PRO	1	265.3	7	265.3	8	265.3	9	264.0	10	263.4	11	264.7
2	9	GetSpeed Performance	DEU	Janine Shoffner	GBR	Moritz Kranz	DEU	Mercedes AMG GT3 - 2022	PROAM	1	264.7	19	260.2	18	259.6	10	257.7	17	255.9	16	259.6
3	54	SPS Automotive Performance	DEU	Dexter Müller	CHE	Yannick Mettler	CHE	Mercedes AMG GT3 - 2020	PROAM	2	264.0	8	263.4	10	262.7	11	262.1	6	262.1	7	262.9
4	63	Oregon Team	ITA	Benjamin Hites	CHL	Leonardo Pulcini	ITA	Lamborghini Huracan GT3 EVO MY2022	PRO	2	262.1	19	261.5	10	260.2	11	258.9	8	258.9	9	260.3
5	73	Kessel Racing	CHE	Roman Ziemian	POL	Axcil Jefferies	ZWE	Ferrari 488 GT3 Evo	PROAM	3	260.2	12	259.6	10	257.1	8	257.1	11	256.5	7	258.1
6	11	Kessel Racing	CHE	Stephen Earle	USA	Erwin Zanotti	ITA	Ferrari 488 GT3 Evo	AM	1	259.6	9	246.0	20	244.8	19	242.6	10	236.8	18	246.0
7	19	Oregon Team	ITA	Kevin Gilardoni	CHE	Glenn Van Berlo	NLD	Lamborghini Huracan GT3 EVO MY2022	PRO	3	258.9	10	256.5	19	255.3	9	252.3	20	251.1	17	254.8
8	911	GetSpeed Performance	DEU	Sébastien Baud	FRA	Steve Jans	LUX	Mercedes AMG GT3 - 2022	PRO	4	258.3	19	250.0	17	243.7	20	242.1	21	236.3	18	246.1
9	72	Optimum Motorsport	GBR	Nick Moss	GBR	Joe Osborne	GBR	McLaren 720 S GT3	PRO	5	257.1	11	256.5	20	254.7	9	251.7	10	244.8	12	253.0
10	133	Kessel Racing	CHE	Murat Ruhi Cuhadaroglu	TUR	David Fumanelli	ITA	Ferrari 488 GT3 Evo	PROAM	4	257.1	19	256.5	20	254.7	21	252.9	9	249.4	10	254.1
11	25	Mann Filter Team Landgraf	DEU	Alexander Hrachowina	AUT	Martin Konrad	AUT	Mercedes AMG GT3 EVO - 2021	AM	2	255.3	9	252.9	10	252.3	11	250.0	17	249.4	16	252.0
12	33	Team GT	DEU	Florian Scholze	DEU	Alain Valente	CHE	Mercedes AMG GT3 EVO - 2021	PROAM	5	255.3	11	253.5	12	249.4	9	248.2	10	247.1	19	250.7
13	525	Imperiale Racing	ITA	James Roe	IRL	Alberto Di Folco	ITA	Lamborghini Huracan GT3 EVO	PRO	6	255.3	20	253.5	10	251.1	11	249.4	7	244.8	19	250.8
14	55	AF Corse	ITA	Laurent De Meeus	BEL	Jamie Stanley	GBR	Ferrari 488 GT3 Evo	PROAM	6	250.0	20	248.8	11	248.2	19	241.6	10	241.0	13	245.9
15	76	7TSIX	GBR	Bradley Ellis	GBR	Leo Loucas	CYP	McLaren 720 S GT3	PROAM	7	244.3	20	243.2	19	242.6	10	242.6	11	239.4	8	242.4
16	99	Nova Race Events	ITA	Zhiwei Lu	CHN	LiangBo Yao	CHN	Honda NSX GT3	AM*	3	242.1	10	240.5	9	233.7	11	230.7	7	226.8	8	234.8
17	5	Olimp Racing	POL	Stanislaw Jedlinski	POL	Krystian Korzeniowski	POL	Ferrari 488 GT3 MY 2021	AM	4	238.9	8	236.8	16	236.3	10	233.7	11	233.2	9	235.8
18	777	Olimp Racing	POL	Marcin Jedlinski	POL	Karol Basz	POL	Audi R8 GT3 Evo 2	PROAM	8	238.9	18	237.8	17	236.3	7	234.2	6	232.2	19	235.9
19	007	Street Art Racing	BEL	Pascal Bachmann	CHE			Aston Martin GT3 AMR MY2019	AM	5	238.4	10	236.8	9	232.7	11	229.2	20	227.8	17	233.0
20	8	Il Barone Rampante	ITA	Giuseppe Cipriani	ITA			Lamborghini Huracan GT3 EVO	AM	6	165.6	1									165.6
21	786	GetSpeed Performance	DEU	Kiki Sak Nana	THA	Adam Osieka	DEU	Mercedes AMG GT3 - 2022	AM	7	162.8	1									162.8

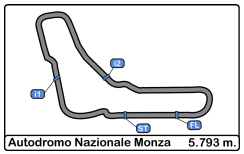

Autodromo Nazionale Monza

International GT Open

Race - 1

Fastest Laps Sequence

Lap	Time of Day	Session Time	Nº	Entrant/Team	Nat	Driver 1	Nat	Driver 2	Nat	Vehicle	Cat	Time	Km/h
5	15:48:22.035	14:15.035	**54**	SPS Automotive Performance	DEU	Dexter Müller	CHE	**Yannick Mettler**	CHE	Mercedes AMG GT3 - 2020	PROAM	**2:00.396**	173.2
6	15:50:22.067	16:15.067	**54**	SPS Automotive Performance	DEU	Dexter Müller	CHE	**Yannick Mettler**	CHE	Mercedes AMG GT3 - 2020	PROAM	**2:00.032**	173.7
7	15:52:22.045	18:15.045	**54**	SPS Automotive Performance	DEU	Dexter Müller	CHE	**Yannick Mettler**	CHE	Mercedes AMG GT3 - 2020	PROAM	**1:59.979**	173.8
7	15:52:22.863	18:15.863	**63**	Oregon Team	ITA	Benjamin Hites	CHL	**Leonardo Pulcini**	ITA	Lamborghini Huracan GT3 EVO MY2022	PRO	**1:59.963**	173.8
8	15:54:25.234	20:18.234	**73**	Kessel Racing	CHE	Roman Ziemian	POL	**Axcil Jefferies**	ZWE	Ferrari 488 GT3 Evo	PROAM	**1:59.815**	174.0
16	16:14:13.028	40:06.028	**54**	SPS Automotive Performance	DEU	Dexter Müller	CHE	**Yannick Mettler**	CHE	Mercedes AMG GT3 - 2020	PROAM	**1:59.686**	174.2
20	16:23:44.449	49:37.449	**24**	Dinamic Motorsport	ITA	Klaus Bachler	AUT	**Riccardo Cazzaniga**	ITA	Porsche 991 GT3 R 2019	PRO	**1:59.621**	174.3

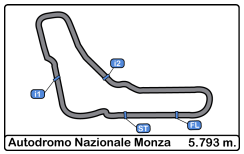

Autodromo Nazionale Monza

International GT Open

Race - 1

Event Best Maximum Speed

Nº	Entrant/Team	Nat	Driver 1	Nat	Driver 2	Nat	Vehicle	Cat	Km/h	Session
76	7TSIX	GBR	Bradley Ellis	GBR	Leo Loucas	CYP	McLaren 720 S GT3	PROAM	278.3	Private test
133	Kessel Racing	CHE	Murat Ruhi Cuhadaroglu	TUR	David Fumanelli	ITA	Ferrari 488 GT3 Evo	PROAM	277.6	Private test
911	GetSpeed Performance	DEU	Sébastien Baud	FRA	Steve Jans	LUX	Mercedes AMG GT3 - 2022	PRO	276.9	Private test
777	Olimp Racing	POL	Marcin Jedlinski	POL	Karol Basz	POL	Audi R8 GT3 Evo 2	PROAM	276.9	Test bronze drivers
525	Imperiale Racing	ITA	James Roe	IRL	Alberto Di Folco	ITA	Lamborghini Huracan GT3 EVO	PRO	276.9	Free Practice - 1
786	GetSpeed Performance	DEU	Kiki Sak Nana	THA	Adam Osieka	DEU	Mercedes AMG GT3 - 2022	AM	276.9	Free Practice - 1
8	Il Barone Rampante	ITA	Giuseppe Cipriani	ITA			Lamborghini Huracan GT3 EVO	AM	276.2	Test bronze drivers
11	Kessel Racing	CHE	Stephen Earle	USA	Erwin Zanotti	ITA	Ferrari 488 GT3 Evo	AM	276.2	Free Practice - 1
54	SPS Automotive Performance	DEU	Dexter Müller	CHE	Yannick Mettler	CHE	Mercedes AMG GT3 - 2020	PROAM	276.2	Free Practice - 1
73	Kessel Racing	CHE	Roman Ziemian	POL	Axcil Jefferies	ZWE	Ferrari 488 GT3 Evo	PROAM	276.2	Free Practice - 2
5	Olimp Racing	POL	Stanislaw Jedlinski	POL	Krystian Korzeniowski	POL	Ferrari 488 GT3 MY 2021	AM	275.5	Private test
72	Optimum Motorsport	GBR	Nick Moss	GBR	Joe Osborne	GBR	McLaren 720 S GT3	PRO	275.5	Test bronze drivers
99	Nova Race Events	ITA	Zhiwei Lu	CHN	LiangBo Yao	CHN	Honda NSX GT3	AM*	275.5	Free Practice - 1
9	GetSpeed Performance	DEU	Janine Shoffner	GBR	Moritz Kranz	DEU	Mercedes AMG GT3 - 2022	PROAM	275.5	Free Practice - 1
182	AF Corse	ITA	Willem Van der Vorm	NLD	Michele Rugolo	ITA	Ferrari 488 GT3 Evo MY 2020	PROAM	274.8	Test bronze drivers
55	AF Corse	ITA	Laurent De Meeus	BEL	Jamie Stanley	GBR	Ferrari 488 GT3 Evo	PROAM	274.8	Test bronze drivers
24	Dinamic Motorsport	ITA	Klaus Bachler	AUT	Riccardo Cazzaniga	ITA	Porsche 991 GT3 R 2019	PRO	274.8	Free Practice - 2
33	Team GT	DEU	Florian Scholze	DEU	Alain Valente	CHE	Mercedes AMG GT3 EVO - 2021	PROAM	274.1	Test bronze drivers
63	Oregon Team	ITA	Benjamin Hites	CHL	Leonardo Pulcini	ITA	Lamborghini Huracan GT3 EVO MY2022	PRO	273.4	Private test
19	Oregon Team	ITA	Kevin Gilardoni	CHE	Glenn Van Berlo	NLD	Lamborghini Huracan GT3 EVO MY2022	PRO	272.7	Private test
25	Mann Filter Team Landgraf	DEU	Alexander Hrachowina	AUT	Martin Konrad	AUT	Mercedes AMG GT3 EVO - 2021	AM	272.7	Test bronze drivers
007	Street Art Racing	BEL	Pascal Bachmann	CHE			Aston Martin GT3 AMR MY2019	AM	272.7	Test bronze drivers

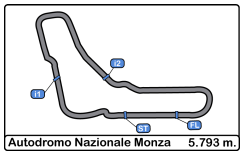

Autodromo Nazionale Monza

International GT Open

Race - 1

Lap Chart

LAP

Nr	Po	Grid	1	2	3	4	5	6	7	8	9	10	11	12	13	14	15	16	17	18	19	20	21	22	23	24
54	**1**	54	54	54	54	54	54	54	54	54	54	54	54	54	54	54	54	54	54	54	63	63	73	73	73	24
63	**2**	63	63	63	63	63	63	63	63	63	63	63	63	63	63	63	63	63	63	63	73	73	54	54	54	33
73	**3**	73	73	73	73	73	24	24	24	24	24	24	24	24	24	24	24	73	73	73	9	9	24	24	24	73
24	**4**	24	24	24	24	24	73	73	73	73	73	73	73	73	73	73	73	9	9	9	54	76	33	33	33	133
9	**5**	9	525	525	525	525	525	525	525	525	525	525	525	525	525	525	9	777	777	777	76	25	9	9	9	54
777	**6**	777	9	9	9	9	9	9	9	9	9	9	9	9	9	9	777	76	76	76	777	11	63	63	63	911
5	**7**	5	777	777	777	777	777	777	777	777	777	777	777	777	777	777	76	24	25	25	25	54	133	133	133	19
19	**8**	19	911	911	911	911	911	911	911	911	911	911	911	911	911	911	25	25	11	11	11	24	911	911	911	63
911	**9**	911	25	25	25	25	76	76	76	76	76	76	76	76	76	76	5	5	5	24	24	33	76	777	777	9
525	**10**	525	76	76	76	76	25	25	25	25	25	25	25	72	72	72	11	11	24	33	33	133	777	55	55	55
76	**11**	76	33	33	33	33	33	33	33	72	72	72	72	25	25	25	525	33	33	911	911	911	55	19	19	777
25	**12**	25	99	99	99	99	5	72	72	33	33	33	33	33	33	33	911	911	911	133	133	777	19	25	25	25
33	**13**	33	72	72	72	72	72	99	99	19	19	19	5	5	5	5	72	133	133	55	55	55	25	11	11	11
786	**14**	786	55	55	55	55	99	19	19	99	99	99	11	11	11	11	33	55	55	19	19	19	11	007	007	007
72	**15**	72	5	5	5	5	55	55	55	11	11	5	133	133	133	133	133	007	19	525	525	72	007	5	5	76
8	**16**	8	133	133	133	133	19	11	11	5	5	11	007	007	007	007	007	19	525	72	72	007	5	76	76	5
11	**17**	11	19	19	19	19	133	133	5	55	55	133	19	55	55	55	55	525	007	007	007	5				
55	**18**	55	11	11	11	11	11	5	133	133	133	007	55	19	19	19	19	72	72	5	5					
99	**19**	99	007	007	007	007	007	007	007	007	007	55	99													
133	**20**	133																								
007	**21**	007																								

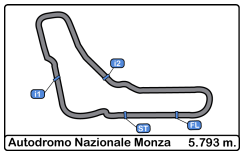

Autodromo Nazionale Monza

International GT Open

Race - 1

Graphic Lap Chart

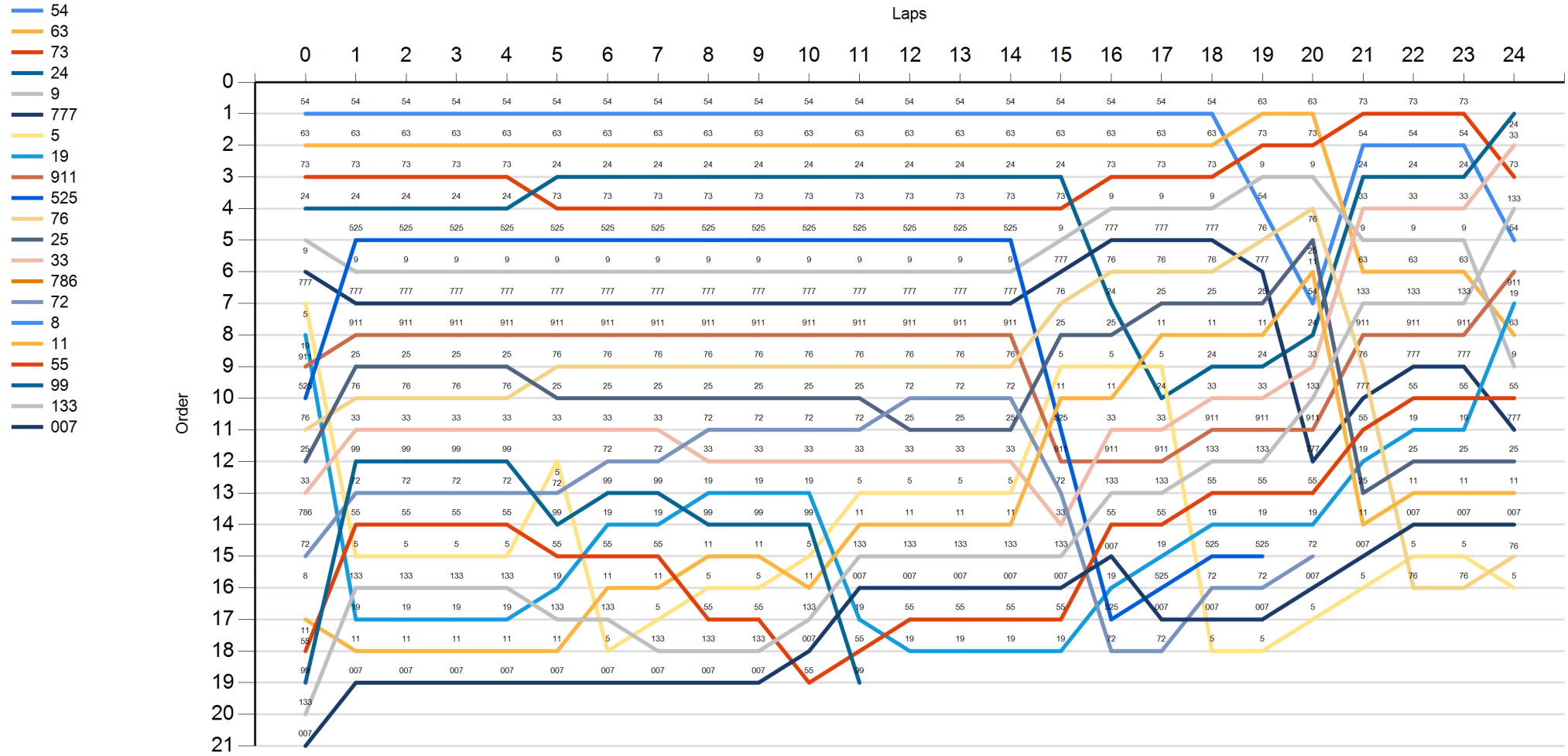

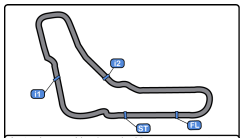

Autodromo Nazionale Monza
International GT Open
Race - 1
Pit Stop Analysis

Nr.	In Day Time	Entrant/Team	Nat	Driver 1	Nat	Driver 2	Nat	Vehicle	Cat	In Time	Stop Nº	Pit Time	Handicap	Diff.
525	16:12:17.865	Imperiale Racing	ITA	**James Roe**	IRL	Alberto Di Folco	ITA	Lamborghini Huracan GT3 EVO	PRO	38:11.113	1	1:41.816	1:25	
911	16:12:18.335	GetSpeed Performance	DEU	**Sébastien Baud**	FRA	Steve Jans	LUX	Mercedes AMG GT3 - 2022	PRO	38:11.583	1	1:21.335	1:20	
72	16:12:19.821	Optimum Motorsport	GBR	**Nick Moss**	GBR	Joe Osborne	GBR	McLaren 720 S GT3	PRO	38:13.069	1	1:47.813	1:20	
33	16:12:21.944	Team GT	DEU	**Florian Scholze**	DEU	Alain Valente	CHE	Mercedes AMG GT3 EVO - 2021	PROAM	38:15.192	1	1:16.944	1:15	
133	16:12:26.042	Kessel Racing	CHE	**Murat Ruhi Cuhadaroglu**	TUR	David Fumanelli	ITA	Ferrari 488 GT3 Evo	PROAM	38:19.290	1	1:20.223	1:20	
007	16:12:29.238	Street Art Racing	BEL	Pascal Bachmann	CHE			Aston Martin GT3 AMR MY2019	AM	38:22.486	1	1:20.303	1:15	
55	16:12:30.331	AF Corse	ITA	**Laurent De Meeus**	BEL	Jamie Stanley	GBR	Ferrari 488 GT3 Evo	PROAM	38:23.579	1	1:17.202	1:15	
19	16:12:31.584	Oregon Team	ITA	**Kevin Gilardoni**	CHE	Glenn Van Berlo	NLD	Lamborghini Huracan GT3 EVO	PRO	38:24.832	2	1:25.357	1:25	
24	16:14:14.416	Dinamic Motorsport	ITA	Klaus Bachler	AUT	**Riccardo Cazzaniga**	ITA	Porsche 991 GT3 R 2019	PRO	40:07.664	1	1:26.534	1:25	
5	16:16:29.750	Olimp Racing	POL	Stanislaw Jedlinski	POL	**Krystian Korzeniowski**	POL	Ferrari 488 GT3 MY 2021	AM	42:22.998	1	1:29.212	1:15	
54	16:20:18.376	SPS Automotive Performance	DEU	Dexter Müller	CHE	**Yannick Mettler**	CHE	Mercedes AMG GT3 - 2020	PROAM	46:11.624	1	1:16.592	1:15	
777	16:20:21.773	Olimp Racing	POL	Marcin Jedlinski	POL	**Karol Basz**	POL	Audi R8 GT3 Evo 2	PROAM	46:15.021	1	1:26.453	1:15	
63	16:22:18.052	Oregon Team	ITA	Benjamin Hites	CHL	**Leonardo Pulcini**	ITA	Lamborghini Huracan GT3 EVO	PRO	48:11.300	1	1:32.637	1:30	
73	16:22:18.684	Kessel Racing	CHE	Roman Ziemian	POL	**Axcil Jefferies**	ZWE	Ferrari 488 GT3 Evo	PROAM	48:11.932	1	1:20.063	1:15	
9	16:22:21.987	GetSpeed Performance	DEU	Janine Shoffner	GBR	**Moritz Kranz**	DEU	Mercedes AMG GT3 - 2022	PROAM	48:15.235	1	1:21.643	1:20	
76	16:22:27.700	7TSIX	GBR	**Bradley Ellis**	GBR	Leo Loucas	CYP	McLaren 720 S GT3	PROAM	48:20.948	1	1:21.710	1:20	
25	16:22:36.153	Mann Filter Team Landgraf	DEU	Alexander Hrachowina	AUT	**Martin Konrad**	AUT	Mercedes AMG GT3 EVO - 2021	AM	48:29.401	1	1:27.493	1:25	
11	16:22:46.393	Kessel Racing	CHE	Stephen Earle	USA	**Erwin Zanotti**	ITA	Ferrari 488 GT3 Evo	AM	48:39.641	1	1:24.970	1:15	

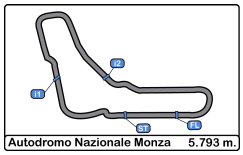

Autodromo Nazionale Monza
International GT Open
Race - 1
Weather Report

Air Temperature

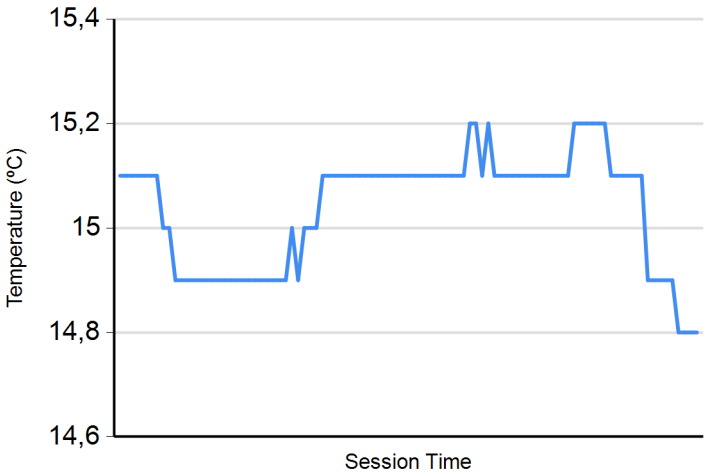

Track Temperature

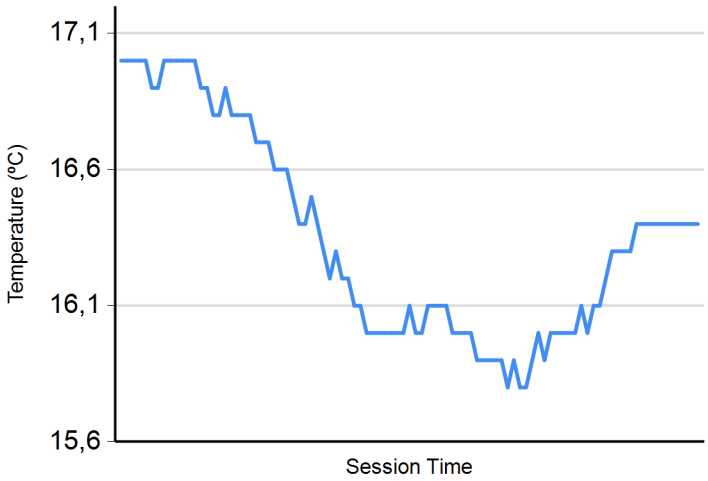

Humidity

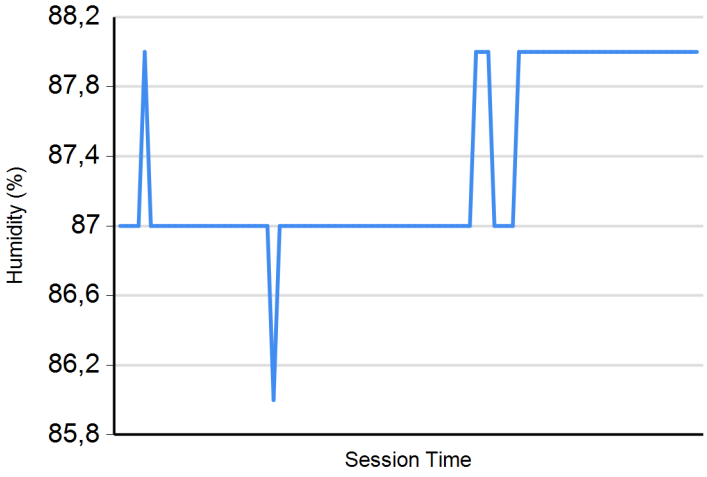

Pressure

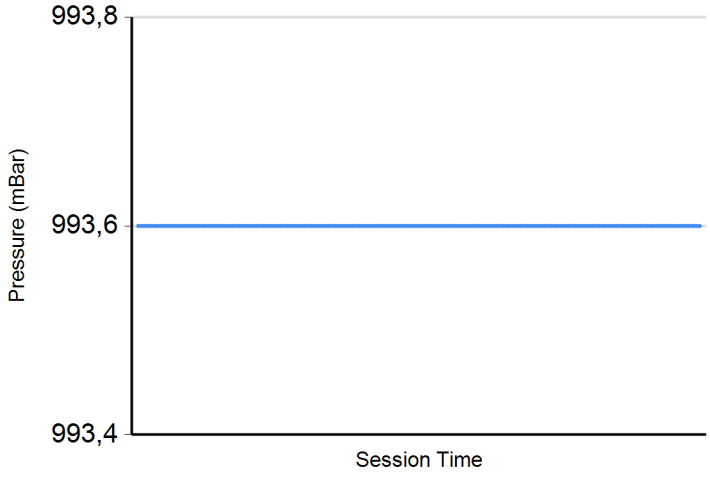

Wind Speed

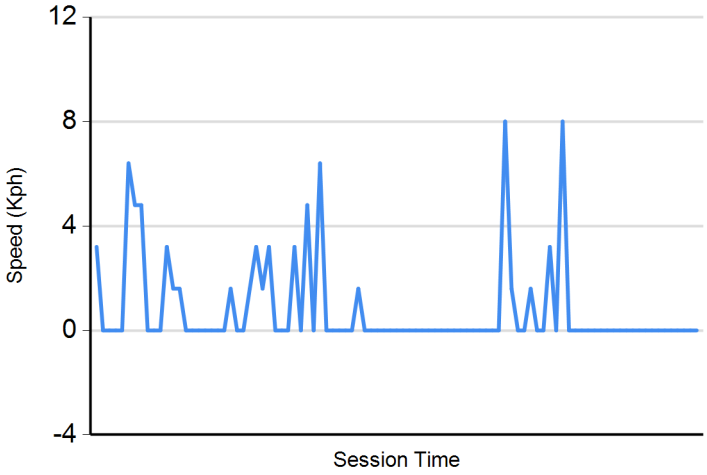

Wind direction
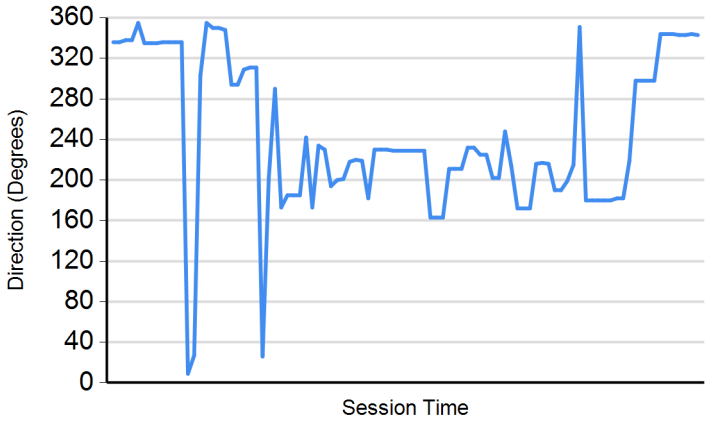
North = 0º/360º Est = 90º South = 180º West= 270º