

Paul Ricard
International GT Open
Free Practice - 2
Provisional Results



Paul Ricard 5.822 m

Cls	Nº	Entrant/Team	Nat	Driver 1	Nat	Driver 2	Nat	Vehicle	Cat	Cls	Laps	Best	Time	Gap	Interval	Km/h
1	73	Kessel Racing	CH	Roman Ziernian	PL	Axcil Jefferies	GB	Ferrari 488 GT3 Evo	PROAM	1	23	22	2:00.684			173.6
2	3	Aust Motorsport	DE	Dino Steiner	DE	Max Hofer	DE	Audi R8 LMS GT3 evo II	PROAM	2	21	9	2:01.367	0.683	0.683	172.6
3	18	Theeba Motorsport	SA	Reema Juffali	SA	Adam Christodoulou	GB	Mercedes AMG GT3 - 2022	PROAM*	3	21	4	2:02.556	1.872	1.189	171.0
4	133	Kessel Racing	CH	Murat Ruhi Cuhadaroglu	TU	David Fumanelli	IT	Ferrari 488 GT3 Evo	PROAM	4	20	4	2:02.663	1.979	0.107	170.8
5	777	Olimp Racing	PL	Marcin Jedlinski	PL	Karol Basz	PL	Audi R8 GT3	PROAM	5	23	3	2:02.678	1.994	0.015	170.8
6	63	Oregon Team	IT	Benjamin Hites	CH	Leonardo Pulcini	IT	Lamborghini Huracan GT3 EVO MY2022	PRO	1	20	10	2:02.712	2.028	0.034	170.7
7	9	GetSpeed Performance	DE	Janine Shoffner	GB	Moritz Kranz	DE	Mercedes AMG GT3 - 2022	PROAM	6	22	20	2:02.853	2.169	0.141	170.6
8	77	Kessel Racing	CH	Omar Jackson	GB	Charles Hollings	GB	Ferrari 488 GT3 Evo	AM*	1	22	12	2:02.970	2.286	0.117	170.4
9	55	AF Corse	IT	Laurent De Meeus	BE	Jamie Stanley	GB	Ferrari 488 GT3 Evo	AM*	2	22	21	2:03.100	2.416	0.130	170.2
10	54	SPS Automotive Performance	DE	Dexter Müller	CH	Yannick Mettler	CH	Mercedes AMG GT3 - 2020	PROAM	7	15	8	2:03.106	2.422	0.006	170.2
11	19	Oregon Team	IT	Kevin Gilardoni	CH	Glenn Van Berlo	ND	Lamborghini Huracan GT3 EVO MY2022	PRO	2	24	23	2:03.179	2.495	0.073	170.1
12	33	Team GT	DE	Bernhard Laber	DE	Alain Valente	CH	Mercedes AMG GT3 EVO - 2021	PROAM	8	19	18	2:03.198	2.514	0.019	170.1
13	911	GetSpeed Performance	DE	Sébastien Baud	FR	Steve Jans	LU	Mercedes AMG GT3 - 2022	PROAM*	9	23	7	2:03.654	2.970	0.456	169.4
14	786	GetSpeed Performance	DE	Kiki Sak Nana	TH	Adam Osieka	DE	Mercedes AMG GT3 - 2022	AM	3	15	5	2:03.839	3.155	0.185	169.2
15	5	Olimp Racing	PL	Stanislaw Jedlinski	PL	Krystian Korzeniowski	PL	Ferrari 488 GT3 MY 2021	AM	4	22	6	2:03.844	3.160	0.005	169.2
16	72	Optimum Motorsport	GB	Nick Moss	GB	Joe Osborne	GB	McLaren 720 S GT3	PRO	3	22	18	2:04.045	3.361	0.201	168.9
17	25	Mann Filter Team Landgraf	DE	Alexander Hrachowina	AU	Martin Konrad	AU	Mercedes AMG GT3 EVO - 2021	AM	5	23	23	2:04.050	3.366	0.005	168.9
18	007	Street Art Racing	BE	Pascal Bachmann	CH	Pascal Bachmann	CH	Aston Martin GT3 AMR MY2019	AM	6	12	11	2:04.634	3.950	0.584	168.1
19	11	Kessel Racing	CH	Stephen Earle	US	Erwin Zanotti	IT	Ferrari 488 GT3 Evo	AM	7	25	8	2:04.664	3.980	0.030	168.1
20	8	Il Barone Rampante	IT	Guisepe Cipriani	IT	Alex Frassinetti	IT	Lamborghini Huracan GT3 EVO	AM	8	6	6	2:05.756	5.072	1.092	166.6

*** PENALTIES**

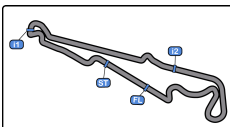
- CAR 3 TIME 2:03.314 DELETED TRACK LIMITS AT T 10
- CAR 63 TIME 2:03.744 DELETED TRACK LIMITS AT T 10
- CAR 73 TIME 2:02.650 DELETED TRACK LIMITS AT T 10
- CAR 18 TIME 2:03.694 DELETED TRACK LIMITS AT T 10
- CAR 33 TIME 2:10.372 DELETED TRACK LIMITS AT T 10
- CAR 9 TIME 2:08.331 DELETED TRACK LIMITS AT T 10
- CAR 72 TIME 2:23.339 DELETED TRACK LIMITS AT T 10
- CAR 911 TIME 2:03.567 DELETED TRACK LIMITS AT T 7
- CAR 72 TIME 2:03.692 DELETED TRACK LIMITS AT T 7
- CAR 786 TIME 2:04.736 DELETED TRACK LIMITS AT T 10
- CAR 25 TIME 2:10.431 DELETED TRACK LIMITS AT T 10
- CAR 133 TIME 2:02.071 DELETED TRACK LIMITS AT T 10
- CAR 18 TIME 4:22.242 DELETED TRACK LIMITS AT T 10

Published at:.....

Track Temp: **46.1 °C** Air Temp: **25.2 °C** Humidity: **50 %** Track Status: **DRY**

Stewards:	Race Director: Neus Santamaría Sanromá DPB/I-0036-ESP	Timekeeper: Luis Angel García Nuñez JOB/I-0030-ESP
------------------	-----------------------------------------------------------------	------------------------------------------------------------------





Paul Ricard
International GT Open
Free Practice - 2



Provisional Results

Paul Ricard 5.822 m.

- CAR 54 TIME 4:56.725 DELETED TRACK LIMITS AT T 10
- CAR 3 TIME 2:02.845 DELETED TRACK LIMITS AT T 10
- CAR 786 TIME 2:12.451 DELETED TRACK LIMITS AT T 10
- CAR 25 TIME 2:06.127 DELETED TRACK LIMITS AT T 10
- CAR 777 TIME 2:20.064 DELETED TRACK LIMITS AT T 10
- CAR 9 TIME 2:07.336 DELETED TRACK LIMITS AT T 10
- CAR 19 TIME 2:04.084 DELETED TRACK LIMITS AT T 10
- CAR 72 TIME 2:03.415 DELETED TRACK LIMITS AT T 10
- CAR 3 TIME 3:18.048 DELETED TRACK LIMITS AT T 10
- CAR 1007 TIME 2:07.823 DELETED TRACK LIMITS AT T 10
- CAR 25 TIME 2:08.936 DELETED TRACK LIMITS AT T 10
- CAR 777 TIME 2:02.463 DELETED TRACK LIMITS AT T 10
- CAR 5 TIME 2:05.061 DELETED TRACK LIMITS AT T 10
- CAR 9 TIME 2:07.000 DELETED TRACK LIMITS AT T 10
- CAR 72 TIME 3:05.631 DELETED TRACK LIMITS AT T 10
- CAR 133 TIME 3:23.702 DELETED TRACK LIMITS AT T 10
- CAR 25 TIME 2:06.182 DELETED TRACK LIMITS AT T 10
- CAR 777 TIME 2:02.369 DELETED TRACK LIMITS AT T 10
- CAR 77 TIME 2:22.162 DELETED TRACK LIMITS AT T 7
- CAR 9 TIME 15:30:31.379 DELETED TRACK LIMITS AT T 9
- CAR 33 TIME 2:05.581 DELETED TRACK LIMITS AT T 10
- CAR 25 TIME 3:05.688 DELETED TRACK LIMITS AT T 10
- CAR 777 TIME 2:02.577 DELETED TRACK LIMITS AT T 10
- CAR 18 TIME 2:06.268 DELETED TRACK LIMITS AT T 10
- CAR 73 TIME 2:10.263 DELETED TRACK LIMITS AT T 10
- CAR 133 TIME 2:08.654 DELETED TRACK LIMITS AT T 10
- CAR 9 TIME 2:06.674 DELETED TRACK LIMITS AT T 10
- CAR 133 TIME 2:10.652 DELETED TRACK LIMITS AT T 10
- CAR 33 TIME 2:05.581 DELETED TRACK LIMITS AT T 10
- CAR 25 TIME 3:05.688 DELETED TRACK LIMITS AT T 10
- CAR 777 TIME 2:02.577 DELETED TRACK LIMITS AT T 10
- CAR 18 TIME 2:06.268 DELETED TRACK LIMITS AT T 10
- CAR 73 TIME 2:10.263 DELETED TRACK LIMITS AT T 10
- CAR 133 TIME 2:08.654 DELETED TRACK LIMITS AT T 10
- CAR 9 TIME 2:06.674 DELETED TRACK LIMITS AT T 10

Published at:.....

Track Temp: **46.1 °C** Air Temp: **25.2 °C** Humidity: **50 %** Track Status: **DRY**

Stewards:

Race Director:

Neus Santamaria Sanromà

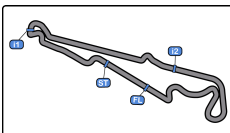
Timekeeper:

Luis Angel Garcia Nuñez

DPB/I-0036-ESP

JOB/I-0030-ESP





Paul Ricard
International GT Open
Free Practice - 2



Provisional Results

Paul Ricard 5.822 m.

- CAR 133 TIME 2:10.652 DELETED TRACK LIMITS AT T 10
- CAR 9 TIME 2:07.322 DELETED TRACK LIMITS AT T 10
- CAR 3 TIME 2:01.921 DELETED TRACK LIMITS AT T 10
- CAR 9 TIME 2:06.108 DELETED TRACK LIMITS AT T 10
- CAR 55 TIME 2:04.914 DELETED TRACK LIMITS AT T 10
- CAR 73 TIME 6:36.501 DELETED TRACK LIMITS AT T 10
- CAR 11 TIME 3:31.891 DELETED TRACK LIMITS AT T 10
- CAR 33 TIME 2:06.911 DELETED TRACK LIMITS AT T 10
- CAR 25 TIME 2:22.791 DELETED TRACK LIMITS AT T 10
- CAR 9 TIME 2:06.157 DELETED TRACK LIMITS AT T 10
- CAR 33 TIME 2:06.645 DELETED TRACK LIMITS AT T 10
- CAR 133 TIME 2:07.112 DELETED TRACK LIMITS AT T 10
- CAR 11 TIME 2:09.333 DELETED TRACK LIMITS AT T 10
- CAR 3 TIME 2:08.067 DELETED TRACK LIMITS AT T 10
- CAR 33 TIME 3:39.099 DELETED TRACK LIMITS AT T 10
- CAR 72 TIME 3:03.439 DELETED TRACK LIMITS AT T 10
- CAR 54 TIME 2:28.413 DELETED TRACK LIMITS AT T 10
- CAR 11 TIME 2:09.025 DELETED TRACK LIMITS AT T 7
- CAR 777 TIME 2:06.910 DELETED TRACK LIMITS AT T 7
- CAR 5 TIME 2:15.356 DELETED TRACK LIMITS AT T 10
- CAR 11 TIME 2:17.763 DELETED TRACK LIMITS AT T 7
- CAR 5 TIME 2:14.010 DELETED TRACK LIMITS AT T 10
- CAR 11 TIME 2:09.415 DELETED TRACK LIMITS AT T 7
- CAR 777 TIME 2:07.249 DELETED TRACK LIMITS AT T 10
- CAR 63 TIME 5:36.381 DELETED TRACK LIMITS AT T 10
- CAR 54 TIME 2:06.247 DELETED TRACK LIMITS AT T 10
- CAR 911 TIME 2:04.801 DELETED TRACK LIMITS AT T 10
- CAR 63 TIME 2:05.630 DELETED TRACK LIMITS AT T 10
- CAR 911 TIME 2:21.760 DELETED TRACK LIMITS AT T 10
- CAR 63 TIME 2:17.388 DELETED TRACK LIMITS AT T 10
- CAR 63 TIME 6:34.453 DELETED TRACK LIMITS AT T 7
- ALL GT OPEN TEAM MANAGERS REPORT TO THE STEWARDS ROOM AT 16:30
- CAR 63 TIME 2:05.007 DELETED TRACK LIMITS AT T 7
- CAR 63 TIME 2:04.850 DELETED TRACK LIMITS AT T 7
- CAR 5 TIME 2:10.742 DELETED TRACK LIMITS AT T 10

Published at:.....

Track Temp: **46.1 °C** Air Temp: **25.2 °C** Humidity: **50 %** Track Status: **DRY**

Stewards:

Race Director:

Neus Santamaría Sanromà

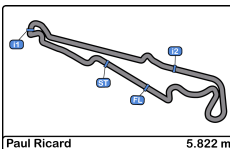
Timekeeper:

Luis Angel García Nuñez

DPB/I-0036-ESP

JOB/I-0030-ESP





Paul Ricard
International GT Open
Free Practice - 2
Provisional Results

Paul Ricard 5.822 m.

CAR 63 TIME 2:04.730 DELETED TRACK LIMITS AT T 10

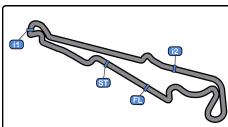


Published at:.....

Track Temp: **46.1 °C** Air Temp: **25.2 °C** Humidity: **50 %** Track Status: **DRY**

Stewards:	Race Director: Neus Santamaria Sanromà DPB/I-0036-ESP	Timekeeper: Luis Angel Garcia Nuñez  JOB/I-0030-ESP
------------------	-----------------------------------------------------------------	----------------------------------------------------------------------------------------------------------------------------------------------------





Paul Ricard
International GT Open
Free Practice - 2
Provisional Results by Category



Paul Ricard 5.822 m

Cls	Nº	Entrant/Team	Nat	Driver 1	Nat	Driver 2	Nat	Vehicle	Cat	Cls	Laps	Best	Time	Gap	Interval	Km/h
PRO																
1	63	Oregon Team	ITA	Benjamin Hites	ITA	Leonardo Pulcini	ITA	Lamborghini Huracan GT3 EVO MY2022	PRO	1	20	10	2:02.712			170.7
2	19	Oregon Team	ITA	Kevin Gilardoni	CHE	Glenn Van Berlo	NLD	Lamborghini Huracan GT3 EVO MY2022	PRO	2	24	23	2:03.179	0.467	0.467	170.1
3	72	Optimum Motorsport	GBR	Nick Moss	GBR	Joe Osborne	GBR	McLaren 720 S GT3	PRO	3	22	18	2:04.045	1.333	0.866	168.9
PROAM																
1	73	Kessel Racing	CHE	Roman Ziemian	POL	Axcil Jefferies	ZWE	Ferrari 488 GT3 Evo	PROAM	1	23	22	2:00.684			173.6
2	3	Aust Motorsport	DEU	Dino Steiner	DEU	Max Hofer	AUT	Audi R8 LMS GT3 evo II	PROAM	2	21	9	2:01.367	0.683	0.683	172.6
3	18	Theeba Motorsport	SAU	Reema Juffali	SAU	Adam Christodoulou	GBR	Mercedes AMG GT3 - 2022	PROAM*	3	21	4	2:02.556	1.872	1.189	171.0
4	133	Kessel Racing	CHE	Murat Ruhi Cuhadaroglu	TUR	David Fumanelli	ITA	Ferrari 488 GT3 Evo	PROAM	4	20	4	2:02.663	1.979	0.107	170.8
5	777	Olimp Racing	POL	Marcin Jedlinski	POL	Karol Basz	POL	Audi R8 GT3	PROAM	5	23	3	2:02.678	1.994	0.015	170.8
6	9	GetSpeed Performance	DEU	Janine Shoffner	GBR	Moritz Kranz	DEU	Mercedes AMG GT3 - 2022	PROAM	6	22	20	2:02.853	2.169	0.175	170.6
7	54	SPS Automotive Performance	DEU	Dexter Müller	CHE	Yannick Mettler	CHE	Mercedes AMG GT3 - 2020	PROAM	7	15	8	2:03.106	2.422	0.253	170.2
8	33	Team GT	DEU	Bernhard Laber	DEU	Alain Valente	CHE	Mercedes AMG GT3 EVO - 2021	PROAM	8	19	18	2:03.198	2.514	0.092	170.1
9	911	GetSpeed Performance	DEU	Sébastien Baud	FRA	Steve Jans	LUX	Mercedes AMG GT3 - 2022	PROAM*	9	23	7	2:03.654	2.970	0.456	169.4
AM																
1	77	Kessel Racing	CHE	Omar Jackson	GBR	Charles Hollings	GBR	Ferrari 488 GT3 Evo	AM*	1	22	12	2:02.970			170.4
2	55	AF Corse	ITA	Laurent De Meeus	BEL	Jamie Stanley	GBR	Ferrari 488 GT3 Evo	AM*	2	22	21	2:03.100	0.130	0.130	170.2
3	786	GetSpeed Performance	DEU	Kiki Sak Nana	THA	Adam Osieka	DEU	Mercedes AMG GT3 - 2022	AM	3	15	5	2:03.839	0.869	0.739	169.2
4	5	Olimp Racing	POL	Stanislaw Jedlinski	POL	Krystian Korzeniowski	POL	Ferrari 488 GT3 MY 2021	AM	4	22	6	2:03.844	0.874	0.005	169.2
5	25	Mann Filter Team Landgraf	DEU	Alexander Hrachowina	AUT	Martin Konrad	AUT	Mercedes AMG GT3 EVO - 2021	AM	5	23	23	2:04.050	1.080	0.206	168.9
6	007	Street Art Racing	BEL	Pascal Bachmann	CHE		CHE	Aston Martin GT3 AMR MY2019	AM	6	12	11	2:04.634	1.664	0.584	168.1
7	11	Kessel Racing	CHE	Stephen Earle	USA	Erwin Zanotti	ITA	Ferrari 488 GT3 Evo	AM	7	25	8	2:04.664	1.694	0.030	168.1
8	8	Il Barone Rampante	ITA	Guiseppa Cipriani	ITA	Alex Frassinetti	ITA	Lamborghini Huracan GT3 EVO	AM	8	6	6	2:05.756	2.786	1.092	166.6

*** PENALTIES**

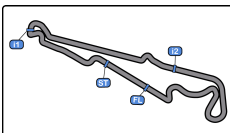
- CAR 3 TIME 2:03.314 DELETED TRACK LIMITS AT T 10
- CAR 63 TIME 2:03.744 DELETED TRACK LIMITS AT T 10
- CAR 73 TIME 2:02.650 DELETED TRACK LIMITS AT T 10
- CAR 18 TIME 2:03.694 DELETED TRACK LIMITS AT T 10
- CAR 33 TIME 2:10.372 DELETED TRACK LIMITS AT T 10
- CAR 9 TIME 2:08.331 DELETED TRACK LIMITS AT T 10
- CAR 72 TIME 2:23.339 DELETED TRACK LIMITS AT T 10
- CAR 911 TIME 2:03.567 DELETED TRACK LIMITS AT T 7

Published at:.....

Track Temp: **46.1 °C** Air Temp: **25.2 °C** Humidity: **50 %** Track Status: **DRY**

Stewards:	Race Director: Neus Santamaría Sanromá DPB/I-0036-ESP	Timekeeper: Luis Angel García Nuñez JOB/I-0030-ESP
------------------	-----------------------------------------------------------------	------------------------------------------------------------------





Paul Ricard
International GT Open
Free Practice - 2



Provisional Results by Category

Paul Ricard 5.822 m.

- CAR 72 TIME 2:03.692 DELETED TRACK LIMITS AT T 7
- CAR 786 TIME 2:04.736 DELETED TRACK LIMITS AT T 10
- CAR 25 TIME 2:10.431 DELETED TRACK LIMITS AT T 10
- CAR 133 TIME 2:02.071 DELETED TRACK LIMITS AT T 10
- CAR 18 TIME 4:22.242 DELETED TRACK LIMITS AT T 10
- CAR 54 TIME 4:56.725 DELETED TRACK LIMITS AT T 10
- CAR 3 TIME 2:02.845 DELETED TRACK LIMITS AT T 10
- CAR 786 TIME 2:12.451 DELETED TRACK LIMITS AT T 10
- CAR 25 TIME 2:06.127 DELETED TRACK LIMITS AT T 10
- CAR 777 TIME 2:20.064 DELETED TRACK LIMITS AT T 10
- CAR 9 TIME 2:07.336 DELETED TRACK LIMITS AT T 10
- CAR 19 TIME 2:04.084 DELETED TRACK LIMITS AT T 10
- CAR 72 TIME 2:03.415 DELETED TRACK LIMITS AT T 10
- CAR 3 TIME 3:18.048 DELETED TRACK LIMITS AT T 10
- CAR 1007 TIME 2:07.823 DELETED TRACK LIMITS AT T 10
- CAR 25 TIME 2:08.936 DELETED TRACK LIMITS AT T 10
- CAR 777 TIME 2:02.463 DELETED TRACK LIMITS AT T 10
- CAR 5 TIME 2:05.061 DELETED TRACK LIMITS AT T 10
- CAR 9 TIME 2:07.000 DELETED TRACK LIMITS AT T 10
- CAR 72 TIME 3:05.631 DELETED TRACK LIMITS AT T 10
- CAR 133 TIME 3:23.702 DELETED TRACK LIMITS AT T 10
- CAR 25 TIME 2:06.182 DELETED TRACK LIMITS AT T 10
- CAR 777 TIME 2:02.369 DELETED TRACK LIMITS AT T 10
- CAR 77 TIME 2:22.162 DELETED TRACK LIMITS AT T 7
- CAR 9 TIME 15:30:31.379 DELETED TRACK LIMITS AT T 9
- CAR 33 TIME 2:05.581 DELETED TRACK LIMITS AT T 10
- CAR 25 TIME 3:05.688 DELETED TRACK LIMITS AT T 10
- CAR 777 TIME 2:02.577 DELETED TRACK LIMITS AT T 10
- CAR 18 TIME 2:06.268 DELETED TRACK LIMITS AT T 10
- CAR 73 TIME 2:10.263 DELETED TRACK LIMITS AT T 10
- CAR 133 TIME 2:08.654 DELETED TRACK LIMITS AT T 10
- CAR 9 TIME 2:06.674 DELETED TRACK LIMITS AT T 10
- CAR 133 TIME 2:10.652 DELETED TRACK LIMITS AT T 10
- CAR 33 TIME 2:05.581 DELETED TRACK LIMITS AT T 10
- CAR 25 TIME 3:05.688 DELETED TRACK LIMITS AT T 10

Published at:.....

Track Temp: **46.1 °C** Air Temp: **25.2 °C** Humidity: **50 %** Track Status: **DRY**

Stewards:

Race Director:

Neus Santamaria Sanromà

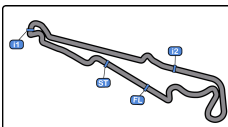
Timekeeper:

Luis Angel Garcia Nuñez

DPB/I-0036-ESP

JOB/I-0030-ESP





Paul Ricard
International GT Open
Free Practice - 2



Provisional Results by Category

Paul Ricard 5.822 m.

- CAR 777 TIME 2:02.577 DELETED TRACK LIMITS AT T 10
- CAR 18 TIME 2:06.268 DELETED TRACK LIMITS AT T 10
- CAR 73 TIME 2:10.263 DELETED TRACK LIMITS AT T 10
- CAR 133 TIME 2:08.654 DELETED TRACK LIMITS AT T 10
- CAR 9 TIME 2:06.674 DELETED TRACK LIMITS AT T 10
- CAR 133 TIME 2:10.652 DELETED TRACK LIMITS AT T 10
- CAR 9 TIME 2:07.322 DELETED TRACK LIMITS AT T 10
- CAR 3 TIME 2:01.921 DELETED TRACK LIMITS AT T 10
- CAR 9 TIME 2:06.108 DELETED TRACK LIMITS AT T 10
- CAR 55 TIME 2:04.914 DELETED TRACK LIMITS AT T 10
- CAR 73 TIME 6:36.501 DELETED TRACK LIMITS AT T 10
- CAR 11 TIME 3:31.891 DELETED TRACK LIMITS AT T 10
- CAR 33 TIME 2:06.911 DELETED TRACK LIMITS AT T 10
- CAR 25 TIME 2:22.791 DELETED TRACK LIMITS AT T 10
- CAR 9 TIME 2:06.157 DELETED TRACK LIMITS AT T 10
- CAR 33 TIME 2:06.645 DELETED TRACK LIMITS AT T 10
- CAR 133 TIME 2:07.112 DELETED TRACK LIMITS AT T 10
- CAR 11 TIME 2:09.333 DELETED TRACK LIMITS AT T 10
- CAR 3 TIME 2:08.067 DELETED TRACK LIMITS AT T 10
- CAR 33 TIME 3:39.099 DELETED TRACK LIMITS AT T 10
- CAR 72 TIME 3:03.439 DELETED TRACK LIMITS AT T 10
- CAR 54 TIME 2:28.413 DELETED TRACK LIMITS AT T 10
- CAR 11 TIME 2:09.025 DELETED TRACK LIMITS AT T 7
- CAR 777 TIME 2:06.910 DELETED TRACK LIMITS AT T 7
- CAR 5 TIME 2:15.356 DELETED TRACK LIMITS AT T 10
- CAR 11 TIME 2:17.763 DELETED TRACK LIMITS AT T 7
- CAR 5 TIME 2:14.010 DELETED TRACK LIMITS AT T 10
- CAR 11 TIME 2:09.415 DELETED TRACK LIMITS AT T 7
- CAR 777 TIME 2:07.249 DELETED TRACK LIMITS AT T 10
- CAR 63 TIME 5:36.381 DELETED TRACK LIMITS AT T 10
- CAR 54 TIME 2:06.247 DELETED TRACK LIMITS AT T 10
- CAR 911 TIME 2:04.801 DELETED TRACK LIMITS AT T 10
- CAR 63 TIME 2:05.630 DELETED TRACK LIMITS AT T 10
- CAR 911 TIME 2:21.760 DELETED TRACK LIMITS AT T 10
- CAR 63 TIME 2:17.388 DELETED TRACK LIMITS AT T 10

Published at:.....

Track Temp: **46.1 °C** Air Temp: **25.2 °C** Humidity: **50 %** Track Status: **DRY**

Stewards:

Race Director:

Neus Santamaria Sanromà

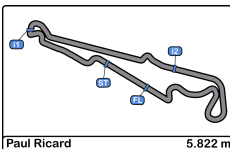
Timekeeper:

Luis Angel Garcia Nuñez

DPB/I-0036-ESP

JOB/I-0030-ESP





Paul Ricard
International GT Open
Free Practice - 2
Provisional Results by Category



CAR 63 TIME 6:34.453 DELETED TRACK LIMITS AT T 7

ALL GT OPEN TEAM MANAGERS REPORT TO THE STEWARDS ROOM AT 16:30

CAR 63 TIME 2:05.007 DELETED TRACK LIMITS AT T 7

CAR 63 TIME 2:04.850 DELETED TRACK LIMITS AT T 7

CAR 5 TIME 2:10.742 DELETED TRACK LIMITS AT T 10

CAR 63 TIME 2:04.730 DELETED TRACK LIMITS AT T 10

Published at:.....

Track Temp: **46.1 °C** Air Temp: **25.2 °C** Humidity: **50 %** Track Status: **DRY**

Stewards:

Race Director:

Neus Santamaria Sanromà

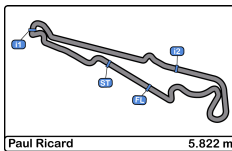
Timekeeper:

Luis Angel Garcia Nuñez

DPB/I-0036-ESP

JOB/I-0030-ESP





Paul Ricard
International GT Open
Free Practice - 2
Provisional Results by Class



Cls	Nº	Entrant/Team	Nat	Driver 1	Nat	Driver 2	Nat	Vehicle	Cat	Cls	Laps	Best	Time	Gap	Interval	Km/h
International GT Open																
1	73	Kessel Racing	CHE	Roman Ziemian	CHE	Axcil Jefferies	CHE	Ferrari 488 GT3 Evo	PROAM	1	23	22	2:00.684			173.6
2	3	Aust Motorsport	DEU	Dino Steiner	DEU	Max Hofer	DEU	Audi R8 LMS GT3 evo II	PROAM	2	21	9	2:01.367	0.683	0.683	172.6
3	18	Theeba Motorsport	SAU	Reema Juffali	SAU	Adam Christodoulou	GBR	Mercedes AMG GT3 - 2022	PROAM*	3	21	4	2:02.556	1.872	1.189	171.0
4	133	Kessel Racing	CHE	Murat Ruhi Cuhadaroglu	TUR	David Fumanelli	ITA	Ferrari 488 GT3 Evo	PROAM	4	20	4	2:02.663	1.979	0.107	170.8
5	777	Olimp Racing	POL	Marcin Jedlinski	POL	Karol Basz	POL	Audi R8 GT3	PROAM	5	23	3	2:02.678	1.994	0.015	170.8
6	63	Oregon Team	ITA	Benjamin Hites	CHL	Leonardo Pulcini	ITA	Lamborghini Huracan GT3 EVO MY2022	PRO	1	20	10	2:02.712	2.028	0.034	170.7
7	9	GetSpeed Performance	DEU	Janine Shoffner	GBR	Moritz Kranz	DEU	Mercedes AMG GT3 - 2022	PROAM	6	22	20	2:02.853	2.169	0.141	170.6
8	77	Kessel Racing	CHE	Omar Jackson	GBR	Charles Hollings	GBR	Ferrari 488 GT3 Evo	AM*	1	22	12	2:02.970	2.286	0.117	170.4
9	55	AF Corse	ITA	Laurent De Meeus	BEL	Jamie Stanley	GBR	Ferrari 488 GT3 Evo	AM*	2	22	21	2:03.100	2.416	0.130	170.2
10	54	SPS Automotive Performance	DEU	Dexter Müller	CHE	Yannick Mettler	CHE	Mercedes AMG GT3 - 2020	PROAM	7	15	8	2:03.106	2.422	0.006	170.2
11	19	Oregon Team	ITA	Kevin Gilardoni	CHE	Glenn Van Berlo	NLD	Lamborghini Huracan GT3 EVO MY2022	PRO	2	24	23	2:03.179	2.495	0.073	170.1
12	33	Team GT	DEU	Bernhard Laber	DEU	Alain Valente	CHE	Mercedes AMG GT3 EVO - 2021	PROAM	8	19	18	2:03.198	2.514	0.019	170.1
13	911	GetSpeed Performance	DEU	Sébastien Baud	FRA	Steve Jans	LUX	Mercedes AMG GT3 - 2022	PROAM*	9	23	7	2:03.654	2.970	0.456	169.4
14	786	GetSpeed Performance	DEU	Kiki Sak Nana	THA	Adam Osieka	DEU	Mercedes AMG GT3 - 2022	AM	3	15	5	2:03.839	3.155	0.185	169.2
15	5	Olimp Racing	POL	Stanislaw Jedlinski	POL	Krystian Korzeniowski	POL	Ferrari 488 GT3 MY 2021	AM	4	22	6	2:03.844	3.160	0.005	169.2
16	72	Optimum Motorsport	GBR	Nick Moss	GBR	Joe Osborne	GBR	McLaren 720 S GT3	PRO	3	22	18	2:04.045	3.361	0.201	168.9
17	25	Mann Filter Team Landgraf	DEU	Alexander Hrachowina	AUT	Martin Konrad	AUT	Mercedes AMG GT3 EVO - 2021	AM	5	23	23	2:04.050	3.366	0.005	168.9
18	007	Street Art Racing	BEL	Pascal Bachmann	CHE			Aston Martin GT3 AMR MY2019	AM	6	12	11	2:04.634	3.950	0.584	168.1
19	11	Kessel Racing	CHE	Stephen Earle	USA	Erwin Zanotti	ITA	Ferrari 488 GT3 Evo	AM	7	25	8	2:04.664	3.980	0.030	168.1
20	8	Il Barone Rampante	ITA	Guiseppe Cipriani	ITA	Alex Frassinetti	ITA	Lamborghini Huracan GT3 EVO	AM	8	6	6	2:05.756	5.072	1.092	166.6

*** PENALTIES**

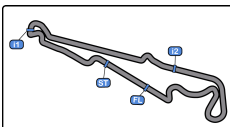
- CAR 3 TIME 2:03.314 DELETED TRACK LIMITS AT T 10
- CAR 63 TIME 2:03.744 DELETED TRACK LIMITS AT T 10
- CAR 73 TIME 2:02.650 DELETED TRACK LIMITS AT T 10
- CAR 18 TIME 2:03.694 DELETED TRACK LIMITS AT T 10
- CAR 33 TIME 2:10.372 DELETED TRACK LIMITS AT T 10
- CAR 9 TIME 2:08.331 DELETED TRACK LIMITS AT T 10
- CAR 72 TIME 2:23.339 DELETED TRACK LIMITS AT T 10
- CAR 911 TIME 2:03.567 DELETED TRACK LIMITS AT T 7
- CAR 72 TIME 2:03.692 DELETED TRACK LIMITS AT T 7
- CAR 786 TIME 2:04.736 DELETED TRACK LIMITS AT T 10
- CAR 25 TIME 2:10.431 DELETED TRACK LIMITS AT T 10

Published at:.....

Track Temp: **46.1 °C** Air Temp: **25.2 °C** Humidity: **50 %** Track Status: **DRY**

Stewards:	Race Director: Neus Santamaría Sanromà DPB/I-0036-ESP	Timekeeper: Luis Angel García Nuñez JOB/I-0030-ESP
------------------	-----------------------------------------------------------------	------------------------------------------------------------------





Paul Ricard
International GT Open
Free Practice - 2
Provisional Results by Class

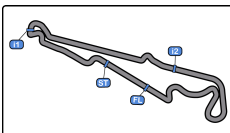


Paul Ricard	5.822 m
CAR 133 TIME 2:02.071 DELETED TRACK LIMITS AT T 10	
CAR 18 TIME 4:22.242 DELETED TRACK LIMITS AT T 10	
CAR 54 TIME 4:56.725 DELETED TRACK LIMITS AT T 10	
CAR 3 TIME 2:02.845 DELETED TRACK LIMITS AT T 10	
CAR 786 TIME 2:12.451 DELETED TRACK LIMITS AT T 10	
CAR 25 TIME 2:06.127 DELETED TRACK LIMITS AT T 10	
CAR 777 TIME 2:20.064 DELETED TRACK LIMITS AT T 10	
CAR 9 TIME 2:07.336 DELETED TRACK LIMITS AT T 10	
CAR 19 TIME 2:04.084 DELETED TRACK LIMITS AT T 10	
CAR 72 TIME 2:03.415 DELETED TRACK LIMITS AT T 10	
CAR 3 TIME 3:18.048 DELETED TRACK LIMITS AT T 10	
CAR 1007 TIME 2:07.823 DELETED TRACK LIMITS AT T 10	
CAR 25 TIME 2:08.936 DELETED TRACK LIMITS AT T 10	
CAR 777 TIME 2:02.463 DELETED TRACK LIMITS AT T 10	
CAR 5 TIME 2:05.061 DELETED TRACK LIMITS AT T 10	
CAR 9 TIME 2:07.000 DELETED TRACK LIMITS AT T 10	
CAR 72 TIME 3:05.631 DELETED TRACK LIMITS AT T 10	
CAR 133 TIME 3:23.702 DELETED TRACK LIMITS AT T 10	
CAR 25 TIME 2:06.182 DELETED TRACK LIMITS AT T 10	
CAR 777 TIME 2:02.369 DELETED TRACK LIMITS AT T 10	
CAR 77 TIME 2:22.162 DELETED TRACK LIMITS AT T 7	
CAR 9 TIME 15:30:31.379 DELETED TRACK LIMITS AT T 9	
CAR 33 TIME 2:05.581 DELETED TRACK LIMITS AT T 10	
CAR 25 TIME 3:05.688 DELETED TRACK LIMITS AT T 10	
CAR 777 TIME 2:02.577 DELETED TRACK LIMITS AT T 10	
CAR 18 TIME 2:06.268 DELETED TRACK LIMITS AT T 10	
CAR 73 TIME 2:10.263 DELETED TRACK LIMITS AT T 10	
CAR 133 TIME 2:08.654 DELETED TRACK LIMITS AT T 10	
CAR 9 TIME 2:06.674 DELETED TRACK LIMITS AT T 10	
CAR 133 TIME 2:10.652 DELETED TRACK LIMITS AT T 10	
CAR 33 TIME 2:05.581 DELETED TRACK LIMITS AT T 10	
CAR 25 TIME 3:05.688 DELETED TRACK LIMITS AT T 10	
CAR 777 TIME 2:02.577 DELETED TRACK LIMITS AT T 10	
CAR 18 TIME 2:06.268 DELETED TRACK LIMITS AT T 10	
CAR 73 TIME 2:10.263 DELETED TRACK LIMITS AT T 10	

Track Temp: **46.1 °C** Air Temp: **25.2 °C** Humidity: **50 %** Track Status: **DRY**

Stewards:	Race Director: Neus Santamaria Sanromà DPB/I-0036-ESP	Timekeeper: Luis Angel Garcia Nuñez JOB/I-0030-ESP
------------------	-----------------------------------------------------------------	------------------------------------------------------------------





Paul Ricard
International GT Open
Free Practice - 2



Provisional Results by Class

Paul Ricard 5.822 m.

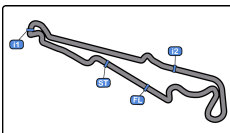
- CAR 133 TIME 2:08.654 DELETED TRACK LIMITS AT T 10
- CAR 9 TIME 2:06.674 DELETED TRACK LIMITS AT T 10
- CAR 133 TIME 2:10.652 DELETED TRACK LIMITS AT T 10
- CAR 9 TIME 2:07.322 DELETED TRACK LIMITS AT T 10
- CAR 3 TIME 2:01.921 DELETED TRACK LIMITS AT T 10
- CAR 9 TIME 2:06.108 DELETED TRACK LIMITS AT T 10
- CAR 55 TIME 2:04.914 DELETED TRACK LIMITS AT T 10
- CAR 73 TIME 6:36.501 DELETED TRACK LIMITS AT T 10
- CAR 11 TIME 3:31.891 DELETED TRACK LIMITS AT T 10
- CAR 33 TIME 2:06.911 DELETED TRACK LIMITS AT T 10
- CAR 25 TIME 2:22.791 DELETED TRACK LIMITS AT T 10
- CAR 9 TIME 2:06.157 DELETED TRACK LIMITS AT T 10
- CAR 33 TIME 2:06.645 DELETED TRACK LIMITS AT T 10
- CAR 133 TIME 2:07.112 DELETED TRACK LIMITS AT T 10
- CAR 11 TIME 2:09.333 DELETED TRACK LIMITS AT T 10
- CAR 3 TIME 2:08.067 DELETED TRACK LIMITS AT T 10
- CAR 33 TIME 3:39.099 DELETED TRACK LIMITS AT T 10
- CAR 72 TIME 3:03.439 DELETED TRACK LIMITS AT T 10
- CAR 54 TIME 2:28.413 DELETED TRACK LIMITS AT T 10
- CAR 11 TIME 2:09.025 DELETED TRACK LIMITS AT T 7
- CAR 777 TIME 2:06.910 DELETED TRACK LIMITS AT T 7
- CAR 5 TIME 2:15.356 DELETED TRACK LIMITS AT T 10
- CAR 11 TIME 2:17.763 DELETED TRACK LIMITS AT T 7
- CAR 5 TIME 2:14.010 DELETED TRACK LIMITS AT T 10
- CAR 11 TIME 2:09.415 DELETED TRACK LIMITS AT T 7
- CAR 777 TIME 2:07.249 DELETED TRACK LIMITS AT T 10
- CAR 63 TIME 5:36.381 DELETED TRACK LIMITS AT T 10
- CAR 54 TIME 2:06.247 DELETED TRACK LIMITS AT T 10
- CAR 911 TIME 2:04.801 DELETED TRACK LIMITS AT T 10
- CAR 63 TIME 2:05.630 DELETED TRACK LIMITS AT T 10
- CAR 911 TIME 2:21.760 DELETED TRACK LIMITS AT T 10
- CAR 63 TIME 2:17.388 DELETED TRACK LIMITS AT T 10
- CAR 63 TIME 6:34.453 DELETED TRACK LIMITS AT T 7
- ALL GT OPEN TEAM MANAGERS REPORT TO THE STEWARDS ROOM AT 16:30
- CAR 63 TIME 2:05.007 DELETED TRACK LIMITS AT T 7

Track Temp: **46.1 °C** Air Temp: **25.2 °C** Humidity: **50 %** Track Status: **DRY**

Published at:.....

Stewards:	Race Director: Neus Santamaría Sanromà DPB/I-0036-ESP	Timekeeper: Luis Angel García Nuñez JOB/I-0030-ESP
------------------	-----------------------------------------------------------------	------------------------------------------------------------------





Paul Ricard
International GT Open
Free Practice - 2
Provisional Results by Class

Paul Ricard 5.822 m

CAR 63 TIME 2:04.850 DELETED TRACK LIMITS AT T 7

CAR 5 TIME 2:10.742 DELETED TRACK LIMITS AT T 10

CAR 63 TIME 2:04.730 DELETED TRACK LIMITS AT T 10



Published at:.....

Track Temp: **46.1 °C** Air Temp: **25.2 °C** Humidity: **50 %** Track Status: **DRY**

Stewards:

Race Director:

Neus Santamaria Sanromà

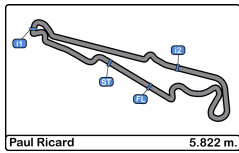
Timekeeper:

Luis Angel Garcia Nuñez

DPB/I-0036-ESP

JOB/I-0030-ESP



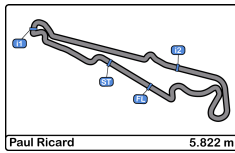


Paul Ricard
International GT Open
Free Practice - 2
Lap Analysis



3							8									
Dino Steiner			Audi R8 LMS GT3 evo II				Guiseppe Cipriani			Lamborghini Huracan GT3 EVO						
PROAM		Max Hofer	Aust Motorsport				AM	Alex Frassinetti			Il Barone Rampante					
Lap	D	Time	Sector 1	Sector 2	Sector 3	T. Spd	Elapsed	Lap	D	Time	Sector 1	Sector 2	Sector 3	T. Spd	Elapsed	
1		15:30:13.864 P			15:30:13.864		15:30:13.864	1		15:45:03.520 P	15:35:46.943	39.581	8:36.996	127.2	15:45:03.520	
2		2:20.035	49.684	37.813	52.538	148.3	15:32:33.899	2		2:23.793	50.932	38.949	53.912	148.1	15:47:27.313	
3		2:09.314	33.814	37.561	51.939	241.6	15:34:37.213	3		16:58.492 P	35.219	36.238	15:47.035	237.8	16:04:25.805	
4		2:07.548	33.564	37.805	56.179	242.1	15:36:44.761	4		2:28.032	53.805	39.500	54.727	146.1	16:06:53.837	
5		2:02.845	33.590	37.259	51.996	242.6	15:38:47.606	5		2:06.486	34.682	38.256	53.548	237.8	16:09:00.323	
6		3:18.048 P	34.309	37.566	2:06.173	242.6	15:42:05.654	6		2:05.756	34.437	37.948	53.371	236.8	16:11:06.079	
7		3:16.038 P	49.828	37.536	1:48.674	146.1	15:45:21.692	7			53.164	1:01.508		219.0		
8		2:23.302	50.527	38.082	54.693	147.1	15:47:44.994	9							Mercedes AMG GT3 - 2022	
9		2:01.367	32.911	36.893	51.563	242.1	15:49:46.361	PROAM			Moritz Kranz			GetSpeed Performance		
10		2:04.924	33.058	37.088	51.775	242.1	15:51:48.282	Lap	D	Time	Sector 1	Sector 2	Sector 3	T. Spd	Elapsed	
11		3:16.989 P	33.361	37.709	2:05.919	242.6	15:55:05.271	1		45:30:31.379 P	15:28:54.494	37.702	59.183	150.0	15:30:31.379	
12		2:26.804	52.925	39.153	54.726	146.3	15:57:32.075	2		3:30.365	1:56.181	38.880	55.304	150.8	15:34:01.744	
13		2:08.067	35.378	39.060	53.629	240.5	15:59:40.142	3		2:08.334	35.047	38.835	54.449	244.3	15:36:10.075	
14		2:09.230	35.475	37.959	55.796	241.0	16:01:49.372	4		2:08.269	35.158	38.079	55.032	243.2	15:38:18.344	
15		2:08.110	35.626	37.917	54.567	241.0	16:03:57.482	5		2:07.336	34.955	38.251	54.130	242.6	15:40:25.680	
16		5:21.447 P	36.450	37.927	4:07.070	218.1	16:09:18.929	6		2:07.000	34.914	38.108	53.978	242.1	15:42:32.680	
17		6:22.517 P	53.028	38.509	4:50.980	147.3	16:15:41.446	7		2:07.527	35.087	38.062	54.378	243.7	15:44:40.207	
18		2:24.174	51.548	38.480	54.146	147.3	16:18:05.620	8		2:07.008	35.673	37.811	53.524	243.7	15:46:47.215	
19		2:06.512	34.896	37.637	53.979	240.0	16:20:12.132	9		2:06.674	34.877	38.172	53.625	243.2	15:48:53.889	
20		2:06.277	34.852	38.114	53.311	240.0	16:22:18.409	10		2:07.322	35.924	37.986	53.412	243.7	15:51:01.211	
21		2:06.273	34.765	38.032	53.476	241.0	16:24:24.682	11		2:06.108	34.818	37.645	53.645	244.8	15:53:07.319	
22			34.927	37.689		240.5		12		2:06.167	34.528	37.793	53.836	244.8	15:55:13.476	
5							Ferrari 488 GT3 MY 2021									
AM			Stanislav Jedlinski				Olimp Racing				2:16.877 P					
AM		Krystian Korzeniowski	Olimp Racing				8:03.817			6:33.858			37.714			
Lap	D	Time	Sector 1	Sector 2	Sector 3	T. Spd	Elapsed	Lap	D	Time	Sector 1	Sector 2	Sector 3	T. Spd	Elapsed	
1		15:27:21.345	15:25:47.831	38.820	54.694	146.1	15:27:21.345	15		2:04.180	33.944	37.484	52.752	243.2	16:07:38.350	
2		2:05.625	34.818	37.704	53.103	244.3	15:29:26.970	16		2:03.218	33.823	37.264	52.131	244.3	16:09:41.568	
3		2:04.812	34.512	37.608	52.692	243.7	15:31:31.782	17		2:20.081 P	33.945	37.188	1:08.948	243.7	16:12:01.649	
4		4:03.392 P	34.409	37.772	2:51.211	245.4	15:35:35.174	18		5:17.590	3:48.258	37.376	51.956	150.2	16:17:19.239	
5		2:25.146	53.911	37.668	53.567	148.9	15:38:00.320	19		2:03.121	33.832	37.211	52.078	242.6	16:19:22.360	
6		2:03.844	34.269	37.371	52.204	244.8	15:40:04.164	20		2:02.853	33.735	37.188	51.930	243.7	16:21:25.213	
7		2:05.064	33.914	37.417	53.730	244.3	15:42:09.225	21		2:04.535	33.817	37.691	53.027	243.7	16:23:29.748	
8		4:40.340 P	34.111	37.444	3:28.785	244.8	15:46:49.565	22		2:09.977 P	33.744	37.423	58.810	243.2	16:25:39.725	
9		2:24.436	54.128	37.348	52.960	124.4	15:49:14.001									
10		2:05.961	33.900	37.648	54.413	244.8	15:51:19.962									
11		4:46.085 P	34.242	37.541	3:34.302	245.4	15:56:06.047									
12		2:35.785	57.047	39.998	58.740	119.0	15:58:41.832									
13		2:15.312	37.215	40.404	57.693	240.5	16:00:57.144									
14		2:15.356	37.652	39.629	58.075	238.4	16:03:12.500									
15		2:14.010	37.120	39.428	57.462	242.6	16:05:26.510									
16		2:14.904	36.999	40.632	57.273	238.4	16:07:41.414									
17		2:14.812	36.824	41.701	56.287	244.3	16:09:56.226									
18		5:56.232 P	37.167	39.566	4:39.499	242.1	16:15:52.458									
19		2:32.777	56.044	40.050	56.683	151.2	16:18:25.235									
20		2:11.739	37.019	39.194	55.526	242.6	16:20:36.974									
21		2:10.742	36.039	39.161	55.542	237.3	16:22:47.716									
22		2:10.219	35.842	38.770	55.607	242.6	16:24:57.935									
23			40.944	44.752		174.1										





Paul Ricard
International GT Open
Free Practice - 2
Lap Analysis



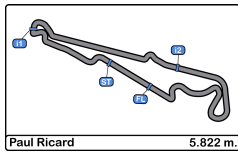
11 Stephen Earle Ferrari 488 GT3 Evo **19** Kevin Gilardoni Lamborghini Huracan GT3 EVO MY2022
 AM Erwin Zanotti Kessel Racing PRO Glenn Van Berlo Oregon Team

Lap	D	Time	Sector 1	Sector 2	Sector 3	T. Spd	Elapsed	Lap	D	Time	Sector 1	Sector 2	Sector 3	T. Spd	Elapsed
1		15:27:44.990	15:26:09.162	40.466	55.362	102.8	15:27:44.990	1		15:29:09.032 P	15:27:08.604	48.280	1:12.148	120.9	15:29:09.032
2		2:07.656	34.963	38.578	54.115	241.6	15:29:52.646	2		4:54.388	3:03.257	46.330	1:04.801	124.5	15:34:03.420
3		2:06.001	34.262	37.998	53.741	242.6	15:31:58.647	3		2:27.184	42.668	48.067	56.449	239.4	15:36:30.604
4		2:05.758	34.363	37.928	53.467	243.2	15:34:04.405	4		2:08.171	34.490	37.740	55.941	238.9	15:38:38.775
5		2:23.000 P	35.791	38.718	1:08.491	243.2	15:36:27.405	5		2:04.084	33.963	37.567	52.554	240.0	15:40:42.859
6		3:24.293	1:48.108	40.705	55.480	136.7	15:39:51.698	6		2:16.976	36.009	39.142	1:01.825	239.4	15:42:59.835
7		2:05.163	34.322	37.794	53.047	242.1	15:41:56.861	7		2:03.985	34.023	37.419	52.543	238.4	15:45:03.820
8		2:04.664	34.381	37.497	52.786	242.6	15:44:01.525	8		2:03.981	33.766	37.625	52.590	239.4	15:47:07.801
9		2:08.638	34.250	38.333	56.055	243.2	15:46:10.163	9		2:04.076	34.076	37.404	52.596	240.5	15:49:11.877
10		2:04.959	34.327	37.793	52.839	243.2	15:48:15.122	10		2:16.185 P	33.911	37.921	1:04.353	240.0	15:51:28.062
11		2:12.646 P	34.364	37.629	1:00.653	242.6	15:50:27.768	11		4:01.824	2:26.173	42.230	53.421	112.5	15:55:29.886
12		3:31.894	1:58.106	39.024	54.761	131.7	15:53:59.659	12		2:04.413	33.768	37.438	53.207	240.5	15:57:34.299
13		2:09.320	35.746	38.669	54.905	243.2	15:56:08.979	13		2:03.931	33.845	37.560	52.526	240.0	15:59:38.230
14		2:09.333	35.559	38.740	55.034	243.2	15:58:18.312	14		2:13.000 P	34.877	37.909	1:00.214	240.0	16:01:51.230
15		2:09.093	35.323	38.777	54.993	243.2	16:00:27.405	15		3:37.600	2:04.853	38.402	54.345	145.9	16:05:28.830
16		2:09.025	35.291	38.604	55.130	243.7	16:02:36.430	16		2:07.339	34.760	38.006	54.573	240.0	16:07:36.169
17		2:17.763	37.354	39.231	1:01.178	196.3	16:04:54.193	17		2:03.336	33.760	37.321	52.255	241.0	16:09:39.505
18		2:09.415	35.801	38.793	54.821	242.1	16:07:03.608	18		2:19.156 P	33.803	37.464	1:07.889	240.0	16:11:58.661
19		2:08.571	35.328	38.648	54.595	243.7	16:09:12.179	19		5:27.555	3:56.748	37.699	53.108	148.5	16:17:26.216
20		2:20.363 P	35.780	38.980	1:05.603	243.2	16:11:32.542	20		2:03.957	33.632	37.392	52.933	240.0	16:19:30.173
21		6:10.473	4:36.534	38.967	54.972	141.7	16:17:43.015	21		2:03.581	33.564	37.602	52.415	239.4	16:21:33.754
22		2:05.799	34.377	37.996	53.426	243.2	16:19:48.814	22		2:03.608	33.672	37.498	52.438	240.0	16:23:37.362
23		2:04.946	34.132	37.710	53.104	242.1	16:21:53.760	23		2:03.179	33.575	37.496	52.108	240.0	16:25:40.541
24		2:14.326	34.335	39.701	1:00.290	243.7	16:24:08.086	24		2:10.448 P	34.198	37.501	58.749	238.9	16:27:50.989
25		2:17.878 P	34.719	38.601	1:04.558	244.3	16:26:25.964	25							

18 Reema Juffali Mercedes AMG GT3 - 2022 AM Alexander Hrachowina Mercedes AMG GT3 EVO - 2021
 PROAM* Adam Christodoulou Theeba Motorsport Martin Konrad Mann Filter Team Landgraf

Lap	D	Time	Sector 1	Sector 2	Sector 3	T. Spd	Elapsed	Lap	D	Time	Sector 1	Sector 2	Sector 3	T. Spd	Elapsed
1		15:29:46.820	15:28:06.005	37.957	1:02.858	147.3	15:29:46.820	1		15:28:35.933 P			15:28:35.933		15:28:35.933
2		2:03.694	33.958	37.520	52.216	240.5	15:31:50.514	2		2:25.860	52.456	38.580	54.824	149.5	15:31:01.793
3		2:09.823	34.982	37.582	57.259	242.1	15:34:00.337	3		2:07.296	34.702	38.179	54.415	239.4	15:33:09.089
4		2:02.556	33.578	37.268	51.710	241.6	15:36:02.893	4		2:06.940	34.576	38.215	54.149	240.5	15:35:16.029
5		4:22.242 P	33.480	37.280	3:11.482	243.2	15:40:25.135	5		2:40.434	35.442	40.409	54.580	240.0	15:37:26.460
6		2:27.439	55.585	38.092	53.762	105.4	15:42:52.574	6		2:06.127	34.426	37.985	53.716	240.0	15:39:32.587
7		2:06.718	34.818	37.796	54.104	240.5	15:44:59.292	7		2:08.936	34.341	39.768	54.827	240.5	15:41:41.523
8		2:06.268	34.566	37.758	53.944	241.0	15:47:05.560	8		2:06.182	34.371	37.984	53.827	241.0	15:43:47.705
9		2:05.430	34.477	37.958	52.995	241.0	15:49:10.990	9		3:05.688 P	34.436	37.833	1:53.419	240.5	15:46:53.393
10		2:10.347	34.264	38.019	58.064	241.6	15:51:21.337	10		4:56.683 P	51.740	38.360	3:26.583	148.9	15:51:50.076
11		2:05.523	34.468	37.939	53.116	242.6	15:53:26.860	11		2:22.794	50.450	38.500	53.841	150.6	15:54:12.867
12		2:05.764	34.401	37.948	53.415	242.1	15:55:32.624	12		2:06.163	34.927	38.006	53.230	241.0	15:56:19.030
13		7:40.059 P	34.261	37.972	6:27.826	242.6	16:03:12.683	13		2:05.416	34.333	37.867	53.216	241.6	15:58:24.446
14		2:22.832	50.465	38.134	54.233	150.2	16:05:35.515	14		2:05.410	34.158	37.884	53.368	241.6	16:00:29.856
15		2:06.087	34.542	38.497	53.048	242.6	16:07:41.602	15		2:06.737	34.068	37.917	54.752	241.6	16:02:36.593
16		2:11.078	37.079	40.274	53.725	243.2	16:09:52.680	16		2:06.560	34.434	38.036	54.090	240.0	16:04:43.153
17		5:43.325 P	34.064	37.899	4:31.362	241.0	16:15:36.005	17		2:05.467	34.494	37.882	53.091	241.0	16:06:48.620
18		2:21.095	50.356	37.630	53.109	149.1	16:17:57.100	18		4:09.052 P	34.532	37.908	2:56.612	240.5	16:10:57.672
19		2:02.864	33.634	37.147	52.083	242.1	16:19:59.964	19		5:51.847	4:20.560	38.206	53.081	142.8	16:16:49.519
20		2:03.050	33.713	37.263	52.074	242.6	16:22:03.014	20		2:04.417	33.949	37.796	52.672	238.4	16:18:53.936
21		2:02.718	33.671	37.174	51.873	243.2	16:24:05.732	21		2:04.140	33.986	37.574	52.580	239.4	16:20:58.076
22			34.008	37.167		243.7		22		2:04.143	33.976	37.561	52.606	239.4	16:23:02.219
								23		2:04.050	33.862	37.542	52.646	240.0	16:25:06.269
								24			33.764	38.941		240.5	





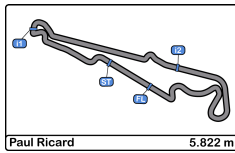
Paul Ricard
International GT Open
Free Practice - 2
Lap Analysis



33							55								
Bernhard Laber			Mercedes AMG GT3 EVO - 2021				Laurent De Meeus			Ferrari 488 GT3 Evo					
PROAM		Alain Valente	Team GT				AM*	Jamie Stanley		AF Corse					
Lap	D	Time	Sector 1	Sector 2	Sector 3	T. Spd	Elapsed	Lap	D	Time	Sector 1	Sector 2	Sector 3	T. Spd	Elapsed
1		15:29:38.818	15:27:59.700	41.218	57.900	127.2	15:29:38.818	1		15:29:34.476	15:28:00.190	39.949	54.337	144.5	15:29:34.476
2		2:40.372	35.469	39.378	55.525	238.9	15:31:49.190	2		2:07.614	35.045	38.238	54.331	243.7	15:31:42.090
3		2:11.708	36.335	39.300	56.073	240.5	15:34:00.898	3		2:06.482	34.649	38.661	53.172	243.7	15:33:48.572
4		2:08.135	34.764	39.159	54.212	242.6	15:36:09.033	4		2:04.610	33.944	37.957	52.709	243.2	15:35:53.182
5		2:50.535 P	34.841	38.741	1:36.953	241.6	15:38:59.568	5		3:15.004 P	33.974	37.956	2:03.074	245.4	15:39:08.186
6		2:28.000	53.634	40.139	54.227	146.7	15:41:27.568	6		2:28.738	53.205	37.961	57.572	146.7	15:41:36.924
7		2:06.143	34.541	38.041	53.561	241.0	15:43:33.711	7		2:04.568	34.195	37.870	52.503	244.8	15:43:41.492
8		2:05.584	34.297	38.031	53.253	241.0	15:45:39.292	8		3:02.057 P	33.955	37.629	1:50.473	245.4	15:46:43.549
9		2:06.955	35.044	38.099	53.812	241.6	15:47:46.247	9		2:20.622	50.302	37.527	52.793	147.3	15:49:04.171
10		2:06.757	34.345	38.235	54.177	242.1	15:49:53.004	10		2:04.521	34.195	37.667	52.659	242.1	15:51:08.692
11		2:07.346	34.489	38.838	54.019	241.6	15:52:00.350	11		2:04.914	34.047	37.792	53.075	245.4	15:53:13.606
12		2:06.911	34.679	38.484	53.748	241.6	15:54:07.261	12		3:32.256 P	34.533	38.015	2:19.708	245.4	15:56:45.862
13		2:06.645	34.600	38.388	53.657	242.1	15:56:13.906	13		2:39.177	1:00.679	42.549	55.949	92.0	15:59:25.039
14		2:06.040	34.532	37.915	53.593	242.1	15:58:19.946	14		2:09.724	36.093	39.387	54.244	241.0	16:01:34.763
15		3:39.000 P	34.627	38.531	2:25.941	242.1	16:01:59.045	15		2:52.964 P	35.643	38.885	1:38.436	244.3	16:04:27.727
16		2:20.781	50.485	37.869	52.427	150.2	16:04:19.826	16		2:29.442	53.991	38.757	56.694	113.5	16:06:57.169
17		2:03.554	33.984	37.371	52.199	243.2	16:06:23.380	17		2:07.864	35.105	38.171	54.588	243.2	16:09:05.033
18		2:03.198	33.808	37.186	52.204	242.6	16:08:26.578	18		2:07.535	35.143	38.380	54.012	243.2	16:11:12.568
19		2:03.858	33.890	37.725	52.243	242.6	16:10:30.436	19		6:19.529 P	48.157	55.605	4:35.767	157.6	16:17:32.097
20			33.824	39.589		242.1		20		2:25.184	51.823	38.167	55.194	147.3	16:19:57.281

54							63								
Dexter Müller			Mercedes AMG GT3 - 2020				Benjamin Hites			Lamborghini Huracan GT3 EVO MY2022					
PROAM		Yannick Mettler	SPS Automotive Performance				PRO	Leonardo Pulcini		Oregon Team					
Lap	D	Time	Sector 1	Sector 2	Sector 3	T. Spd	Elapsed	Lap	D	Time	Sector 1	Sector 2	Sector 3	T. Spd	Elapsed
1		15:31:53.157	15:30:22.752	37.857	52.548	120.1	15:31:53.157	1		15:28:55.718	15:27:19.203	39.201	57.314	117.9	15:28:55.718
2		2:14.904	34.844	44.370	55.690	241.6	15:34:08.061	2		2:13.255	34.018	39.266	59.971	238.4	15:31:08.973
3		2:03.421	33.946	37.480	51.995	241.6	15:36:11.482	3		2:04.113	33.967	37.611	52.535	239.4	15:33:13.086
4		4:56.725 P	34.012	38.379	3:44.334	242.6	15:41:08.207	4		2:03.744	33.751	37.591	52.402	238.9	15:35:16.830
5		2:19.965	50.232	37.646	52.087	145.1	15:43:28.172	5		2:17.664 P	33.934	39.968	1:03.762	238.4	15:37:34.494
6		2:05.972	33.821	37.666	54.485	240.5	15:45:34.144	6		10:25.041	8:40.528	43.808	1:00.705	129.4	15:47:59.535
7		2:03.685	33.740	37.558	52.387	241.0	15:47:37.829	7		2:16.662	38.796	41.206	56.660	199.2	15:50:16.197
8		2:03.106	33.527	37.417	52.162	241.0	15:49:40.935	8		2:27.612 P	35.109	43.117	1:09.386	228.3	15:52:43.809
9		9:41.657 P	33.550	37.584	8:30.523	241.6	15:59:22.592	9		3:15.442	1:42.505	39.271	53.666	147.7	15:55:59.251
10		2:28.413	55.499	39.122	53.792	144.5	16:01:51.005	10		2:02.712	33.377	37.507	51.828	240.0	15:58:01.963
11		2:07.038	34.998	38.312	53.728	240.0	16:03:58.043	11		2:02.975	33.480	37.527	51.968	238.9	16:00:04.938
12		2:06.684	34.949	38.439	53.296	241.0	16:06:04.727	12		2:09.568 P	33.580	37.602	58.386	239.4	16:02:14.506
13		2:06.247	34.646	38.210	53.391	240.5	16:08:10.974	13		5:36.384	4:00.505	38.969	56.907	118.0	16:07:50.887
14		2:06.465	34.718	38.285	53.462	240.5	16:10:17.439	14		2:05.630	33.987	38.085	53.558	237.8	16:09:56.517
15		7:00.382 P	34.790	45.501	5:40.091	240.0	16:17:17.821	15		2:47.388 P	34.250	37.860	1:05.278	241.0	16:12:13.905
16			52.550	40.915		147.1		16		6:34.453	5:02.547	37.774	54.132	145.1	16:18:48.358
								17		2:05.007	34.810	37.655	52.542	237.8	16:20:53.365
								18		2:04.850	33.797	37.875	53.178	237.8	16:22:58.215
								19		2:04.730	33.838	37.883	53.009	238.4	16:25:02.945
								20		2:12.554 P	34.902	38.155	59.497	238.4	16:27:15.499





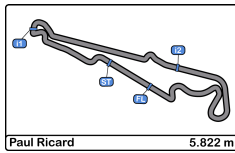
Paul Ricard
International GT Open
Free Practice - 2
Lap Analysis



72							77									
PRO			Nick Moss				McLaren 720 S GT3			AM*			Omar Jackson			
Joe Osborne			Optimum Motorsport				Charles Hollings			Kessel Racing						
Lap	D	Time	Sector 1	Sector 2	Sector 3	T. Spd	Elapsed	Lap	D	Time	Sector 1	Sector 2	Sector 3	T. Spd	Elapsed	
1		15:26:21.991	15:24:51.262	37.719	53.010	148.3	15:26:21.991	1		15:27:28.687	15:25:54.258	39.433	54.996	123.8	15:27:28.687	
2		2:04.535	34.025	37.830	52.680	240.5	15:28:26.526	2		2:08.518	35.355	38.471	54.692	239.4	15:29:37.205	
3		2:04.341	34.004	37.834	52.503	239.4	15:30:30.867	3		2:07.820	35.509	38.170	54.141	241.0	15:31:45.025	
4		3:42.798 P	33.876	37.782	2:31.140	241.0	15:34:13.665	4		2:08.621	35.017	38.943	54.661	241.6	15:33:53.646	
5		2:23.339	49.422	37.686	56.231	148.7	15:36:37.004	5		2:30.645	55.439	40.850	54.356	242.6	15:36:24.291	
6		2:03.692	33.851	37.588	52.253	241.6	15:38:40.696	6		2:08.586	35.577	38.364	54.645	241.6	15:38:32.877	
7		2:03.415	33.700	37.588	52.127	241.6	15:40:44.111	7		2:07.557	35.186	38.119	54.252	241.6	15:40:40.434	
8		3:05.631 P	33.998	37.774	1:53.859	241.0	15:43:49.742	8		2:07.359	35.305	37.925	54.129	241.0	15:42:47.793	
9		2:24.683	52.872	38.085	53.726	129.3	15:46:14.425	9		2:22.162 P	37.160	39.768	1:05.234	242.1	15:45:09.955	
10		2:05.405	34.197	37.849	53.359	241.6	15:48:19.830	10		3:33.905	2:00.385	39.301	54.219	107.3	15:48:43.860	
11		2:05.090	34.171	37.771	53.148	242.1	15:50:24.920	11		2:03.794	34.148	37.392	52.254	242.1	15:50:47.654	
12		2:05.513	34.339	37.860	53.314	242.1	15:52:30.433	12		2:02.970	33.566	37.371	52.033	242.6	15:52:50.624	
13		2:05.030	34.368	37.799	52.863	241.6	15:54:35.463	13		2:04.176	33.948	37.727	52.501	242.6	15:54:54.800	
14		2:05.466	34.262	37.918	53.286	242.1	15:56:40.929	14		2:10.237 P	33.987	37.348	58.902	243.7	15:57:05.037	
15		2:04.568	34.038	37.824	52.706	242.6	15:58:45.497	15		3:56.303	2:22.638	38.716	54.949	121.7	16:01:01.340	
16		3:03.439 P	34.443	38.488	1:50.508	242.6	16:01:48.936	16		2:09.225	35.258	38.194	55.773	241.6	16:03:10.565	
17		2:24.451	51.405	40.225	52.821	147.5	16:04:13.387	17		2:08.019	35.329	38.195	54.495	241.6	16:05:18.584	
18		2:04.045	33.969	37.417	52.659	242.6	16:06:17.432	18		2:15.861 P	35.324	38.359	1:02.178	242.1	16:07:34.445	
19		2:05.865	33.894	37.851	54.120	242.6	16:08:23.297	19		11:09.052 P	9:28.298	39.885	1:00.869	92.7	16:18:43.497	
20		12:43.314 P	34.688	43.260	11:25.366	241.0	16:21:06.611	20		3:13.861	1:42.543	37.541	53.777	150.8	16:21:57.358	
21		2:34.993	55.479	40.142	59.372	100.0	16:23:41.604	21		2:03.840	34.060	37.309	52.471	243.2	16:24:01.198	
22		2:09.604	35.324	38.189	56.091	221.3	16:25:51.208	22		2:09.230 P	33.708	37.415	58.107	242.1	16:26:10.428	
23			34.472	42.667		240.5										

73							133									
PROAM			Roman Ziemian				Ferrari 488 GT3 Evo			PROAM			Murat Ruhi Cuhadaroglu			
Axcil Jefferies			Kessel Racing				David Fumanelli			Kessel Racing						
Lap	D	Time	Sector 1	Sector 2	Sector 3	T. Spd	Elapsed	Lap	D	Time	Sector 1	Sector 2	Sector 3	T. Spd	Elapsed	
1		15:27:05.863	15:25:31.148	41.501	53.214	147.9	15:27:05.863	1		15:26:49.005	15:25:10.698	39.408	58.899	146.3	15:26:49.005	
2		2:03.275	33.604	37.550	52.121	243.7	15:29:09.138	2		2:14.323	33.888	37.516	1:02.919	244.8	15:29:03.328	
3		2:07.292	33.605	37.491	56.196	243.2	15:31:16.430	3		2:03.859	33.714	37.225	52.920	244.8	15:31:07.187	
4		2:02.963	33.934	37.229	51.800	244.8	15:33:19.393	4		2:02.663	33.449	36.995	52.219	246.0	15:33:09.850	
5		2:02.650	33.558	37.359	51.733	244.8	15:35:22.043	5		2:21.975	36.054	43.659	1:02.262	243.2	15:35:31.825	
6		2:15.861 P	33.771	37.551	1:04.539	244.3	15:37:37.904	6		2:02.074	33.234	37.023	51.814	246.5	15:37:33.896	
7		5:27.694	3:56.386	37.764	53.544	147.5	15:43:05.598	7		2:09.213 P	33.509	36.989	58.715	247.1	15:39:43.109	
8		2:02.098	33.298	37.264	51.536	244.3	15:45:07.696	8		3:23.702	1:48.962	39.285	55.455	128.5	15:43:06.811	
9		2:10.263 P	33.335	37.192	59.736	244.8	15:47:17.959	9		2:10.794	35.300	40.181	55.313	246.0	15:45:17.605	
10		6:36.504	4:59.693	40.407	56.401	128.7	15:53:54.460	10		2:08.654	35.541	38.729	54.384	245.4	15:47:26.259	
11		2:08.351	35.254	38.757	54.340	241.6	15:56:02.811	11		2:10.652	35.154	39.112	56.386	245.4	15:49:36.911	
12		2:07.249	34.855	38.658	53.736	243.2	15:58:10.060	12		2:08.141	35.146	38.711	54.284	243.7	15:51:45.052	
13		2:06.039	34.492	38.064	53.483	242.6	16:00:16.099	13		2:09.960	35.290	38.587	56.083	245.4	15:53:55.012	
14		2:06.101	34.614	38.085	53.402	243.2	16:02:22.200	14		2:08.578	35.787	38.564	54.227	243.7	15:56:03.590	
15		2:06.952	34.707	38.545	53.700	242.1	16:04:29.152	15		2:07.112	34.716	38.574	53.822	246.5	15:58:10.702	
16		2:06.477	34.973	37.987	53.517	243.2	16:06:35.629	16		2:06.016	34.848	37.660	53.508	246.5	16:00:16.718	
17		2:06.450	34.589	38.002	53.859	243.2	16:08:42.079	17		2:07.485	34.642	38.765	54.078	247.1	16:02:24.203	
18		2:07.304	34.993	38.278	54.033	242.1	16:10:49.383	18		2:21.693 P	34.718	39.577	1:07.398	244.8	16:04:45.896	
19		2:37.066 P	34.602	49.710	1:12.754	242.1	16:13:26.449	19		5:41.056	4:08.021	38.940	54.095	106.9	16:10:26.952	
20		5:54.394	4:21.302	39.976	53.116	132.3	16:19:20.843	20		2:57.213 P	49.830	53.279	1:14.104	244.3	16:13:24.165	
21		2:00.973	33.114	36.787	51.072	243.7	16:21:21.816									
22		2:00.684	33.035	36.719	50.930	244.3	16:23:22.500									
23		2:13.265 P	33.045	38.842	1:01.378	244.8	16:25:35.765									





Paul Ricard
International GT Open
Free Practice - 2
Lap Analysis



777							911								
PROAM			Karol Basz				Olimp Racing			PROAM*					
Steve Jans			GetSpeed Performance				Sébastien Baud			Mercedes AMG GT3 - 2022					
Lap	D	Time	Sector 1	Sector 2	Sector 3	T. Spd	Elapsed	Lap	D	Time	Sector 1	Sector 2	Sector 3	T. Spd	Elapsed
1		15:28:36.697	15:27:04.996	38.579	53.122	146.5	15:28:36.697	1		15:28:02.988	15:26:23.389	40.331	59.268	147.1	15:28:02.988
2		2:03.635	33.734	37.443	52.458	243.7	15:30:40.332	2		2:04.625	34.225	38.071	52.329	237.8	15:30:07.613
3		2:02.678	33.468	37.226	51.984	245.4	15:32:43.010	3		2:03.756	33.780	37.851	52.125	239.4	15:32:11.369
4		4:56.559 P	33.537	37.622	3:45.400	246.0	15:37:39.569	4		2:03.778	33.846	37.870	52.062	240.5	15:34:15.147
5		2:20.064	50.379	37.466	52.219	149.1	15:39:59.633	5		2:04.566	34.018	38.148	52.400	241.6	15:36:19.713
6		2:02.463	33.523	37.105	51.835	244.8	15:42:02.096	6		2:03.567	33.748	37.797	52.022	241.6	15:38:23.280
7		2:02.369	33.297	37.123	51.949	246.0	15:44:04.465	7		2:03.654	33.727	37.887	52.040	241.0	15:40:26.934
8		2:02.577	33.494	37.039	52.044	245.4	15:46:07.042	8		2:11.853 P	34.121	37.989	59.743	242.1	15:42:38.787
9		4:07.593 P	33.647	37.660	2:56.286	244.3	15:50:14.635	9		4:09.003	2:37.485	38.238	53.280	147.9	15:46:47.790
10		2:29.366	52.220	38.658	58.488	133.4	15:52:44.001	10		2:06.488	34.611	38.191	53.686	241.6	15:48:54.278
11		2:16.464	35.934	41.187	59.343	243.2	15:55:00.465	11		2:05.637	34.789	38.219	52.629	241.6	15:50:59.915
12		2:07.861	35.120	38.372	54.369	244.3	15:57:08.326	12		2:04.671	34.030	38.023	52.618	241.0	15:53:04.586
13		2:08.583	36.375	38.029	54.179	243.2	15:59:16.909	13		2:04.919	34.160	38.262	52.497	240.0	15:55:09.505
14		2:06.121	34.719	37.674	53.728	243.2	16:01:23.030	14		2:04.191	33.924	37.798	52.469	241.6	15:57:13.696
15		2:06.940	34.901	38.017	53.992	243.2	16:03:29.940	15		2:08.022	34.636	37.967	55.419	241.0	15:59:21.718
16		2:08.058	36.617	37.945	53.496	231.7	16:05:37.998	16		2:04.288	34.152	37.787	52.349	241.6	16:01:26.006
17		2:07.249	34.889	38.486	53.874	244.8	16:07:45.247	17		2:13.351 P	34.985	37.887	1:00.479	240.5	16:03:39.357
18		2:08.915	34.783	38.578	55.554	244.8	16:09:54.162	18		3:50.783	2:20.562	37.919	52.302	150.4	16:07:30.140
19		6:00.880 P	34.534	37.874	4:48.472	243.7	16:15:55.042	19		2:04.804	33.770	37.927	53.104	240.0	16:09:34.941
20		2:24.162	51.117	38.886	54.159	156.0	16:18:19.204	20		2:24.760 P	34.430	37.778	1:09.552	240.5	16:11:56.701
21		2:07.282	34.997	38.009	54.276	242.1	16:20:26.486	21		5:42.955 P	4:05.794	37.962	59.199	149.7	16:17:39.656
22		2:06.045	34.340	37.962	53.743	242.1	16:22:32.531	22		3:14.061 P	1:35.544	37.824	1:00.693	149.3	16:20:53.717
23		2:05.555	34.336	37.705	53.514	242.6	16:24:38.086	23		3:11.179 P	1:34.822	37.882	58.475	150.4	16:24:04.896
24			38.931	41.630		196.3									

786							007								
AM			Adam Osieka				GetSpeed Performance			AM					
Street Art Racing			Aston Martin GT3 AMR MY2019				Pascal Bachmann			Street Art Racing					
Lap	D	Time	Sector 1	Sector 2	Sector 3	T. Spd	Elapsed	Lap	D	Time	Sector 1	Sector 2	Sector 3	T. Spd	Elapsed
1		15:26:40.713	15:25:07.437	38.960	54.316	152.3	15:26:40.713	1		15:30:37.728 P	15:28:49.275	40.411	1:08.042	100.1	15:30:37.728
2		2:06.447	34.687	38.372	53.388	241.6	15:28:47.160	2		2:25.058	51.872	38.319	54.867	134.8	15:33:02.786
3		2:05.737	34.289	38.013	53.435	241.0	15:30:52.897	3		2:06.886	34.914	37.827	54.145	243.7	15:35:09.672
4		2:04.556	33.972	37.677	52.907	242.1	15:32:57.453	4		2:07.481	34.904	38.399	54.178	243.2	15:37:17.153
5		2:03.839	33.759	37.553	52.527	241.6	15:35:01.292	5		2:07.627	35.246	38.012	54.369	243.7	15:39:24.780
6		2:04.736	34.204	36.903	53.629	241.6	15:37:06.028	6		2:07.823	35.354	37.935	54.534	242.1	15:41:32.603
7		2:42.464 P	34.487	37.970	59.994	243.2	15:39:18.479	7		2:06.240	34.783	37.738	53.719	243.7	15:43:38.843
8		3:49.180	2:14.271	39.204	55.705	151.0	15:43:07.659	8		2:06.245	34.614	37.859	53.772	244.3	15:45:45.088
9		2:08.121	34.945	38.863	54.313	244.8	15:45:15.780	9		3:02.348 P	34.886	39.401	1:48.061	244.3	15:48:47.436
10		2:09.272	35.671	39.153	54.448	242.1	15:47:25.052	10		2:24.608	52.341	38.533	53.734	148.7	15:51:12.044
11		2:34.004	35.198	38.707	1:20.099	242.6	15:49:59.056	11		2:04.634	34.218	37.496	52.920	244.3	15:53:16.678
12		2:08.402	35.733	38.511	54.158	238.9	15:52:07.458	12		2:05.054	34.285	37.539	53.230	244.3	15:55:21.732
13		2:07.779	35.543	38.294	53.942	243.2	15:54:15.237	13			37.713	39.167		230.7	
14		2:38.770 P	34.642	40.308	1:23.820	244.8	15:56:54.007								
15		5:07.406 P	3:26.607	39.478	1:01.321	149.3	16:02:01.413								





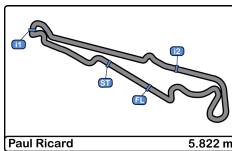
Paul Ricard
International GT Open
Free Practice - 2
Best Sectors Results



Paul Ricard 5.822 m

Sector - 1				Sector - 2				Sector - 3				Ideal Lap vs Best Lap			
Clas	Nº	Driver	Time	Nº	Driver	Time	Nº	Driver	Time	Clas	Nº	Driver	Ideal Lap	Best Lap	Clas
1	3	Steiner - Hofer	32.911	8	Cipriani - Frassinetti	36.238	73	Ziemian - Jefferies	50.930	1	73	Ziemian - Jefferies	2:00.684	2:00.684	1
2	73	Ziemian - Jefferies	33.035	73	Ziemian - Jefferies	36.719	3	Steiner - Hofer	51.563	2	3	Steiner - Hofer	2:01.367	2:01.367	2
3	133	Cuhadaroglu - Fumanelli	33.234	3	Steiner - Hofer	36.893	18	Juffali - Christodoulou	51.710	3	133	Cuhadaroglu - Fumanelli	2:02.037	2:02.663	4
4	777	Jedlinski - Basz	33.297	786	Kiki - Osieka	36.903	133	Cuhadaroglu - Fumanelli	51.814	4	777	Jedlinski - Basz	2:02.171	2:02.678	5
5	63	Hites - Pulcini	33.377	133	Cuhadaroglu - Fumanelli	36.989	63	Hites - Pulcini	51.828	5	18	Juffali - Christodoulou	2:02.337	2:02.556	3
6	18	Juffali - Christodoulou	33.480	777	Jedlinski - Basz	37.039	777	Jedlinski - Basz	51.835	6	55	De Meeus - Stanley	2:02.587	2:03.100	9
7	54	Müller - Mettler	33.527	55	De Meeus - Stanley	37.104	55	De Meeus - Stanley	51.896	7	63	Hites - Pulcini	2:02.712	2:02.712	6
8	19	Gilardoni - Van Berlo	33.564	18	Juffali - Christodoulou	37.147	9	Shoffner - Kranz	51.930	8	9	Shoffner - Kranz	2:02.853	2:02.853	7
9	77	Jackson - Hollings	33.566	33	Laber - Valente	37.186	54	Müller - Mettler	51.995	9	77	Jackson - Hollings	2:02.908	2:02.970	8
10	55	De Meeus - Stanley	33.587	9	Shoffner - Kranz	37.188	911	Baud - Jans	52.022	10	54	Müller - Mettler	2:02.939	2:03.106	10
11	72	Moss - Osborne	33.700	77	Jackson - Hollings	37.309	77	Jackson - Hollings	52.033	11	19	Gilardoni - Van Berlo	2:02.993	2:03.179	11
12	911	Baud - Jans	33.727	19	Gilardoni - Van Berlo	37.321	19	Gilardoni - Van Berlo	52.108	12	786	Kiki - Osieka	2:03.189	2:03.839	14
13	9	Shoffner - Kranz	33.735	5	Jedlinski - Korzeniowski	37.348	72	Moss - Osborne	52.127	13	33	Laber - Valente	2:03.193	2:03.198	12
14	786	Kiki - Osieka	33.759	54	Müller - Mettler	37.417	33	Laber - Valente	52.199	14	72	Moss - Osborne	2:03.244	2:04.045	16
15	25	Hrachowina - Konrad	33.764	72	Moss - Osborne	37.417	5	Jedlinski - Korzeniowski	52.204	15	5	Jedlinski - Korzeniowski	2:03.452	2:03.844	15
16	33	Laber - Valente	33.808	007	Pascal Bachmann	37.496	786	Kiki - Osieka	52.527	16	911	Baud - Jans	2:03.527	2:03.654	13
17	5	Jedlinski - Korzeniowski	33.900	11	Earle - Zanotti	37.497	25	Hrachowina - Konrad	52.580	17	25	Hrachowina - Konrad	2:03.886	2:04.050	17
18	11	Earle - Zanotti	34.132	63	Hites - Pulcini	37.507	11	Earle - Zanotti	52.786	18	8	Cipriani - Frassinetti	2:04.046	2:05.756	20
19	007	Pascal Bachmann	34.218	25	Hrachowina - Konrad	37.542	007	Pascal Bachmann	52.920	19	11	Earle - Zanotti	2:04.415	2:04.664	19
20	8	Cipriani - Frassinetti	34.437	911	Baud - Jans	37.778	8	Cipriani - Frassinetti	53.371	20	007	Pascal Bachmann	2:04.634	2:04.634	18





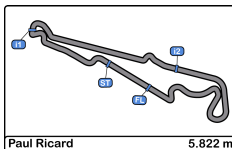
Paul Ricard
International GT Open
Free Practice - 2
Best 5 Lap Times



Paul Ricard 5.822 m.

Cl	N°	Entrant/Team	Nat	Driver 1	Nat	Driver 2	Nat	Vehicle	Cat	Cl	Best 1		Best 2		Best 3		Best 4		Best 5	
											Time	Lap	Time	Lap	Time	Lap	Time	Lap	Time	Lap
1	73	Kessel Racing	CH	Roman Ziemian	FR	Axcil Jefferies	GB	Ferrari 488 GT3 Evo	PROAM	1	2:00.684	22	2:00.973	21	2:02.098	8	2:02.963	4	2:03.275	2
2	3	Aust Motorsport	DE	Dino Steiner	DE	Max Hofer	DE	Audi R8 LMS GT3 evo II	PROAM	2	2:01.367	9	2:06.273	21	2:06.277	20	2:06.512	19	2:07.548	4
3	18	Theeba Motorsport	SA	Reema Juffali	SA	Adam Christodoulou	GB	Mercedes AMG GT3 - 2022	PROAM*	3	2:02.556	4	2:02.718	21	2:02.864	19	2:03.050	20	2:05.430	9
4	133	Kessel Racing	CH	Murat Ruhi Cuhadaroglu	TR	David Fumanelli	IT	Ferrari 488 GT3 Evo	PROAM	4	2:02.663	4	2:03.859	3	2:06.016	16	2:07.485	17	2:08.141	12
5	777	Olimp Racing	PL	Marcin Jedlinski	PL	Karol Basz	PL	Audi R8 GT3	PROAM	5	2:02.678	3	2:03.635	2	2:05.555	23	2:06.045	22	2:06.121	14
6	63	Oregon Team	IT	Benjamin Hites	CL	Leonardo Pulcini	IT	Lamborghini Huracan GT3 EVO MY2022	PRO	1	2:02.712	10	2:02.975	11	2:04.113	3	2:09.568	12	2:12.554	20
7	9	GetSpeed Performance	DE	Janine Shoffner	GB	Moritz Kranz	DE	Mercedes AMG GT3 - 2022	PROAM	6	2:02.853	20	2:03.121	19	2:03.218	16	2:04.180	15	2:04.535	21
8	77	Kessel Racing	CH	Omar Jackson	GB	Charles Hollings	GB	Ferrari 488 GT3 Evo	AM*	1	2:02.970	12	2:03.794	11	2:03.840	21	2:04.176	13	2:07.359	8
9	55	AF Corse	IT	Laurent De Meeus	BE	Jamie Stanley	GB	Ferrari 488 GT3 Evo	AM*	2	2:03.100	21	2:03.634	22	2:04.521	10	2:04.568	7	2:04.610	4
10	54	SPS Automotive Performance	DE	Dexter Müller	CH	Yannick Mettler	CH	Mercedes AMG GT3 - 2020	PROAM	7	2:03.106	8	2:03.421	3	2:03.685	7	2:05.972	6	2:06.465	14
11	19	Oregon Team	IT	Kevin Gilardoni	CH	Glenn Van Berlo	US	Lamborghini Huracan GT3 EVO MY2022	PRO	2	2:03.179	23	2:03.336	17	2:03.581	21	2:03.608	22	2:03.931	13
12	33	Team GT	DE	Bernhard Laber	DE	Alain Valente	CH	Mercedes AMG GT3 EVO - 2021	PROAM	8	2:03.198	18	2:03.554	17	2:03.858	19	2:06.040	14	2:06.143	7
13	911	GetSpeed Performance	DE	Sébastien Baud	FR	Steve Jans	US	Mercedes AMG GT3 - 2022	PROAM*	9	2:03.654	7	2:03.756	3	2:03.778	4	2:04.191	14	2:04.288	16
14	786	GetSpeed Performance	DE	Kiki Sak Nana	TH	Adam Osieka	DE	Mercedes AMG GT3 - 2022	AM	3	2:03.839	5	2:04.556	4	2:05.737	3	2:06.447	2	2:07.779	13
15	5	Olimp Racing	PL	Stanislaw Jedlinski	PL	Krystian Korzeniowski	PL	Ferrari 488 GT3 MY 2021	AM	4	2:03.844	6	2:04.812	3	2:05.625	2	2:05.961	10	2:10.219	22
16	72	Optimum Motorsport	GB	Nick Moss	GB	Joe Osborne	GB	McLaren 720 S GT3	PRO	3	2:04.045	18	2:04.341	3	2:04.535	2	2:04.568	15	2:05.030	13
17	25	Mann Filter Team Landgraf	DE	Alexander Hrachowina	AT	Martin Konrad	AT	Mercedes AMG GT3 EVO - 2021	AM	5	2:04.050	23	2:04.140	21	2:04.143	22	2:04.417	20	2:05.410	14
18	007	Street Art Racing	BE	Pascal Bachmann	CH			Aston Martin GT3 AMR MY2019	AM	6	2:04.634	11	2:05.054	12	2:06.240	7	2:06.245	8	2:06.886	3
19	11	Kessel Racing	CH	Stephen Earle	US	Erwin Zanotti	IT	Ferrari 488 GT3 Evo	AM	7	2:04.664	8	2:04.946	23	2:04.959	10	2:05.163	7	2:05.758	4
20	8	Il Barone Rampante	IT	Guiseppe Cipriani	IT	Alex Frassinetti	IT	Lamborghini Huracan GT3 EVO	AM	8	2:05.756	6	2:06.486	5	2:23.793	2	2:28.032	4	16:58.49	3



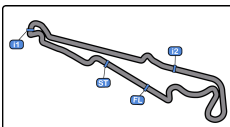


Paul Ricard
International GT Open
Free Practice - 2
Best 5 Top Speeds



Cl	N°	Entrant/Team	Nat	Driver 1	Nat	Driver 2	Nat	Vehicle	Cat	Cl	Top 1		Top 2		Top 3		Top 4		Top 5		Avg
											Km/h	Lap	Km/h	Lap	Km/h	Lap	Km/h	Lap	Km/h	Lap	
1	133	Kessel Racing	CH	Murat Ruhi Cuhadaroglu	TR	David Fumanelli	IT	Ferrari 488 GT3 Evo	PROAM	1	247.1	7	247.1	17	246.5	6	246.5	15	246.5	16	246.8
2	777	Olimp Racing	PL	Marcin Jedlinski	PL	Karol Basz	PL	Audi R8 GT3	PROAM	2	246.0	4	246.0	7	245.4	3	245.4	8	244.8	6	245.5
3	5	Olimp Racing	PL	Stanislaw Jedlinski	PL	Krystian Korzeniowski	PL	Ferrari 488 GT3 MY 2021	AM	1	245.4	4	245.4	11	244.8	6	244.8	8	244.8	10	245.1
4	9	GetSpeed Performance	DE	Janine Shoffner	GB	Moritz Kranz	DE	Mercedes AMG GT3 - 2022	PROAM	3	245.4	13	244.8	11	244.8	12	244.3	3	244.3	16	244.7
5	55	AF Corse	IT	Laurent De Meeus	GB	Jamie Stanley	GB	Ferrari 488 GT3 Evo	AM*	2	245.4	5	245.4	8	245.4	11	245.4	12	244.8	7	245.3
6	73	Kessel Racing	CH	Roman Ziemian	PL	Axcil Jefferies	ZH	Ferrari 488 GT3 Evo	PROAM	4	244.8	4	244.8	5	244.8	9	244.8	23	244.3	6	244.7
7	786	GetSpeed Performance	DE	Kiki Sak Nana	TH	Adam Osieka	DE	Mercedes AMG GT3 - 2022	AM	3	244.8	9	244.8	14	243.2	7	243.2	13	242.6	11	243.7
8	11	Kessel Racing	CH	Stephen Earle	US	Erwin Zanotti	IT	Ferrari 488 GT3 Evo	AM	4	244.3	25	243.7	16	243.7	19	243.7	24	243.2	4	243.7
9	007	Street Art Racing	BE	Pascal Bachmann	CH			Aston Martin GT3 AMR MY2019	AM	5	244.3	8	244.3	9	244.3	11	244.3	12	243.7	3	244.2
10	18	Theeba Motorsport	SA	Reema Juffali	SA	Adam Christodoulou	GB	Mercedes AMG GT3 - 2022	PROAM*	5	243.7	22	243.2	5	243.2	16	243.2	21	242.6	11	243.2
11	77	Kessel Racing	CH	Omar Jackson	GB	Charles Hollings	GB	Ferrari 488 GT3 Evo	AM*	6	243.7	14	243.2	21	242.6	5	242.6	12	242.6	13	243.0
12	33	Team GT	DE	Bernhard Laber	DE	Alain Valente	CH	Mercedes AMG GT3 EVO - 2021	PROAM	6	243.2	17	242.6	4	242.6	18	242.6	19	242.1	10	242.6
13	3	Aust Motorsport	DE	Dino Steiner	DE	Max Hofer	AU	Audi R8 LMS GT3 evo II	PROAM	7	242.6	5	242.6	6	242.6	11	242.1	4	242.1	9	242.4
14	54	SPS Automotive Performance	DE	Dexter Müller	CH	Yannick Mettler	CH	Mercedes AMG GT3 - 2020	PROAM	8	242.6	4	241.6	2	241.6	3	241.6	9	241.0	7	241.7
15	72	Optimum Motorsport	GB	Nick Moss	GB	Joe Osborne	GB	McLaren 720 S GT3	PRO	1	242.6	15	242.6	16	242.6	18	242.6	19	242.1	11	242.5
16	911	GetSpeed Performance	DE	Sébastien Baud	FR	Steve Jans	LU	Mercedes AMG GT3 - 2022	PROAM*	9	242.1	8	241.6	5	241.6	6	241.6	10	241.6	11	241.7
17	25	Mann Filter Team Landgraf	DE	Alexander Hrachowina	AU	Martin Konrad	AU	Mercedes AMG GT3 EVO - 2021	AM	7	241.6	13	241.6	14	241.6	15	241.0	8	241.0	12	241.3
18	19	Oregon Team	IT	Kevin Gilardoni	CH	Glenn Van Berlo	ND	Lamborghini Huracan GT3 EVO MY2022	PRO	2	241.0	17	240.5	9	240.5	12	240.0	5	240.0	10	240.4
19	63	Oregon Team	IT	Benjamin Hites	CH	Leonardo Pulcini	IT	Lamborghini Huracan GT3 EVO MY2022	PRO	3	241.0	15	240.0	10	239.4	3	239.4	12	238.9	4	239.7
20	8	Il Barone Rampante	IT	Guiseppe Cipriani	IT	Alex Frassinetti	IT	Lamborghini Huracan GT3 EVO	AM	8	237.8	3	237.8	5	236.8	6	219.0	7	148.1	2	215.9





Paul Ricard
International GT Open
Free Practice - 2

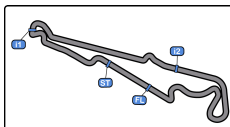
Fastest Laps Sequence

Paul Ricard 5.822 m.



Lap	Time of Day	Session Time	Nº	Entrant/Team	Nat	Driver 1	Nat	Driver 2	Nat	Vehicle	Cat	Time	Km/h
2	15:28:26.526	4:26.526	72	Optimum Motorsport		Nick Moss		Joe Osborne		McLaren 720 S GT3	PRO	2:04.535	168.2
2	15:29:09.138	5:09.138	73	Kessel Racing		Roman Ziemian		Axcil Jefferies		Ferrari 488 GT3 Evo	PROAM	2:03.275	170.0
3	15:32:43.010	8:43.010	777	Olimp Racing		Marcin Jedlinski		Karol Basz		Audi R8 GT3	PROAM	2:02.678	170.8
4	15:33:09.850	9:09.850	133	Kessel Racing		Murat Ruhi Cuhadaroglu		David Fumanelli		Ferrari 488 GT3 Evo	PROAM	2:02.663	170.8
4	15:36:02.893	12:02.893	18	Theeba Motorsport		Reema Juffali		Adam Christodoulou		Mercedes AMG GT3 - 2022	PROAM*	2:02.556	171.0
8	15:45:07.696	21:07.696	73	Kessel Racing		Roman Ziemian		Axcil Jefferies		Ferrari 488 GT3 Evo	PROAM	2:02.098	171.6
9	15:49:46.361	25:46.361	3	Aust Motorsport		Dino Steiner		Max Hofer		Audi R8 LMS GT3 evo II	PROAM	2:01.367	172.6
21	16:21:21.816	57:21.816	73	Kessel Racing		Roman Ziemian		Axcil Jefferies		Ferrari 488 GT3 Evo	PROAM	2:00.973	173.2
22	16:23:22.500	59:22.500	73	Kessel Racing		Roman Ziemian		Axcil Jefferies		Ferrari 488 GT3 Evo	PROAM	2:00.684	173.6





Paul Ricard
International GT Open
Free Practice - 2

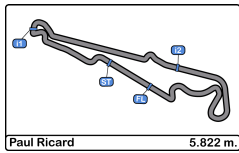
Event Best Maximum Speed

Paul Ricard 5.822 m



Nº	Entrant/Team	Nat	Driver 1	Nat	Driver 2	Nat	Vehicle	Cat	Km/h	Session
777	Olimp Racing	POL	Marcin Jedlinski	POL	Karol Basz	POL	Audi R8 GT3	PROAM	248.2	Free Practice - 1
73	Kessel Racing	CHE	Roman Ziemian	POL	Axcil Jefferies	ZWE	Ferrari 488 GT3 Evo	PROAM	247.1	Free Practice - 1
133	Kessel Racing	CHE	Murat Ruhi Cuhadaroglu	TUR	David Fumanelli	ITA	Ferrari 488 GT3 Evo	PROAM	247.1	Free Practice - 1
55	AF Corse	ITA	Laurent De Meeus	BEL	Jamie Stanley	GBR	Ferrari 488 GT3 Evo	AM*	247.1	Free Practice - 1
007	Street Art Racing	BEL	Pascal Bachmann	CHE			Aston Martin GT3 AMR MY2019	AM	246.0	Free Practice - 1
77	Kessel Racing	CHE	Omar Jackson	GBR	Charles Hollings	GBR	Ferrari 488 GT3 Evo	AM*	245.4	Free Practice - 1
11	Kessel Racing	CHE	Stephen Earle	USA	Erwin Zanotti	ITA	Ferrari 488 GT3 Evo	AM	245.4	Free Practice - 1
9	GetSpeed Performance	DEU	Janine Shoffner	GBR	Moritz Kranz	DEU	Mercedes AMG GT3 - 2022	PROAM	245.4	Free Practice - 1
5	Olimp Racing	POL	Stanislaw Jedlinski	POL	Krystian Korzeniowski	POL	Ferrari 488 GT3 MY 2021	AM	245.4	Free Practice - 2
54	SPS Automotive Performance	DEU	Dexter Müller	CHE	Yannick Mettler	CHE	Mercedes AMG GT3 - 2020	PROAM	244.8	Free Practice - 1
786	GetSpeed Performance	DEU	Kiki Sak Nana	THA	Adam Osieka	DEU	Mercedes AMG GT3 - 2022	AM	244.8	Free Practice - 2
3	Aust Motorsport	DEU	Dino Steiner	DEU	Max Hofer	AUT	Audi R8 LMS GT3 evo II	PROAM	244.3	Free Practice - 1
33	Team GT	DEU	Bernhard Laber	DEU	Alain Valente	CHE	Mercedes AMG GT3 EVO - 2021	PROAM	243.7	Free Practice - 1
72	Optimum Motorsport	GBR	Nick Moss	GBR	Joe Osborne	GBR	McLaren 720 S GT3	PRO	243.7	Free Practice - 1
18	Theeba Motorsport	SAU	Reema Juffali	SAU	Adam Christodoulou	GBR	Mercedes AMG GT3 - 2022	PROAM*	243.7	Free Practice - 2
911	GetSpeed Performance	DEU	Sébastien Baud	FRA	Steve Jans	LUX	Mercedes AMG GT3 - 2022	PROAM*	243.2	Free Practice - 1
19	Oregon Team	ITA	Kevin Gilardoni	CHE	Glenn Van Berlo	NLD	Lamborghini Huracan GT3 EVO MY2022	PRO	241.6	Free Practice - 1
63	Oregon Team	ITA	Benjamin Hites	CHL	Leonardo Pulcini	ITA	Lamborghini Huracan GT3 EVO MY2022	PRO	241.6	Free Practice - 1
25	Mann Filter Team Landgraf	DEU	Alexander Hrachowina	AUT	Martin Konrad	AUT	Mercedes AMG GT3 EVO - 2021	AM	241.6	Free Practice - 2
8	Il Barone Rampante	ITA	Guiseppe Cipriani	ITA	Alex Frassinetti	ITA	Lamborghini Huracan GT3 EVO	AM	237.8	Free Practice - 2





Paul Ricard
International GT Open
Free Practice - 2
Pit Stop Analysis



3 Dino Steiner Audi R8 LMS GT3 evo II
 PROAM Max Hofer Aust Motorsport

N°	In Day Time	In Time	Out Time	Pit Time	T. Pit Time	Handicap	Diff.
1	15:40:53.040	15:40:53.040	15:42:22.257	1:29.217	1:29.217		
2	15:44:23.298	15:44:23.298	15:45:38.345	1:15.047	2:44.264		
3	15:53:49.676	15:53:49.676	15:55:21.877	1:32.201	4:16.465		
4	16:06:06.735	16:06:06.735	16:09:35.528	3:28.793	7:45.258		
5	16:11:51.614	16:11:51.614	16:15:58.049	4:06.435	11:51.693		

5 Stanislaw Jedlinski Ferrari 488 GT3 MY 2021
 AM Krystian Korzeniowski Olimp Racing

N°	In Day Time	In Time	Out Time	Pit Time	T. Pit Time	Handicap	Diff.
1	15:33:35.944	15:33:35.944	15:35:52.082	2:16.138	2:16.138		
2	15:44:15.243	15:44:15.243	15:47:06.483	2:51.240	5:07.378		
3	15:53:23.565	15:53:23.565	15:56:23.046	2:59.481	8:06.859		
4	16:12:19.651	16:12:19.651	16:16:09.353	3:49.702	11:56.561		

8 Guiseppe Cipriani Lamborghini Huracan GT3 EVO
 AM Alex Frassinetti Il Barone Rampante

N°	In Day Time	In Time	Out Time	Pit Time	T. Pit Time	Handicap	Diff.
1	15:37:20.967	15:37:20.967	15:45:20.400	7:59.433	7:59.433		
2	15:49:43.867	15:49:43.867	16:04:42.602	14:58.735	22:58.168		

9 Janine Shoffner Mercedes AMG GT3 - 2022
 PROAM Moritz Kranz GetSpeed Performance

N°	In Day Time	In Time	Out Time	Pit Time	T. Pit Time	Handicap	Diff.
1	15:26:51.006	15:26:51.006	15:28:21.381	1:30.375	1:30.375		
2	15:30:22.814	15:30:22.814	15:31:52.604	1:29.790	3:00.165		
3	15:57:21.560	15:57:21.560	16:03:31.069	6:09.509	9:09.674		
4	16:11:53.020	16:11:53.020	16:15:17.285	3:24.265	12:33.939		

11 Stephen Earle Ferrari 488 GT3 Evo
 AM Erwin Zanotti Kessel Racing

N°	In Day Time	In Time	Out Time	Pit Time	T. Pit Time	Handicap	Diff.
1	15:36:18.005	15:36:18.005	15:37:38.986	1:20.981	1:20.981		
2	15:50:19.186	15:50:19.186	15:51:50.514	1:31.328	2:52.309		
3	16:11:23.385	16:11:23.385	16:15:33.823	4:10.438	7:02.747		

18 Reema Juffali Mercedes AMG GT3 - 2022
 PROAM* Adam Christodoulou Theeba Motorsport

N°	In Day Time	In Time	Out Time	Pit Time	T. Pit Time	Handicap	Diff.
1	15:38:05.462	15:38:05.462	15:40:42.027	2:36.565	2:36.565		
2	15:57:35.819	15:57:35.819	16:03:29.604	5:53.785	8:30.350		
3	16:11:58.661	16:11:58.661	16:15:52.900	3:54.239	12:24.589		

19 Kevin Gilardoni Lamborghini Huracan GT3 EVO MY2022
 PRO Glenn Van Berlo Oregon Team

N°	In Day Time	In Time	Out Time	Pit Time	T. Pit Time	Handicap	Diff.
1	15:29:00.641	15:29:00.641	15:31:32.753	2:32.112	2:32.112		
2	15:51:19.666	15:51:19.666	15:53:17.580	1:57.914	4:30.026		
3	16:01:42.838	16:01:42.838	16:03:21.807	1:38.969	6:08.995		
4	16:11:50.252	16:11:50.252	16:15:22.582	3:32.330	9:41.325		

25 Alexander Hrachowina Mercedes AMG GT3 EVO - 2021
 AM Martin Konrad Mann Filter Team Landgraf

N°	In Day Time	In Time	Out Time	Pit Time	T. Pit Time	Handicap	Diff.
1	15:45:52.341	15:45:52.341	15:47:10.100	1:17.759	1:17.759		
2	15:49:15.639	15:49:15.639	15:52:06.795	2:51.156	4:08.915		
3	16:08:53.375	16:08:53.375	16:14:44.524	5:51.149	10:00.064		

33 Bernhard Laber Mercedes AMG GT3 EVO - 2021
 PROAM Alain Valente Team GT

N°	In Day Time	In Time	Out Time	Pit Time	T. Pit Time	Handicap	Diff.
1	15:38:17.970	15:38:17.970	15:39:16.535	58.565	58.565		
2	16:00:27.149	16:00:27.149	16:02:15.882	1:48.733	2:47.298		

54 Dexter Müller Mercedes AMG GT3 - 2020
 PROAM Yannick Mettler SPS Automotive Performance

N°	In Day Time	In Time	Out Time	Pit Time	T. Pit Time	Handicap	Diff.
1	15:27:57.135	15:27:57.135	15:29:48.584	1:51.449	1:51.449		
2	15:38:19.588	15:38:19.588	15:41:25.282	3:05.694	4:57.143		
3	15:51:43.452	15:51:43.452	15:59:39.964	7:56.512	12:53.655		
4	16:12:39.071	16:12:39.071	16:17:34.959	4:55.888	17:49.543		

55 Laurent De Meeus Ferrari 488 GT3 Evo
 AM* Jamie Stanley AF Corse

N°	In Day Time	In Time	Out Time	Pit Time	T. Pit Time	Handicap	Diff.
1	15:26:25.614	15:26:25.614	15:27:24.448	58.834	58.834		
2	15:37:57.326	15:37:57.326	15:39:24.953	1:27.627	2:26.461		
3	15:45:44.341	15:45:44.341	15:47:00.421	1:16.080	3:42.541		
4	15:55:16.854	15:55:16.854	15:57:03.634	1:46.780	5:29.321		
5	16:03:42.240	16:03:42.240	16:04:44.502	1:02.262	6:31.583		
6	16:14:07.015	16:14:07.015	16:17:48.903	3:41.888	10:13.471		

63 Benjamin Hites Lamborghini Huracan GT3 EVO MY2022
 PRO Leonardo Pulcini Oregon Team

N°	In Day Time	In Time	Out Time	Pit Time	T. Pit Time	Handicap	Diff.
1	15:37:22.970	15:37:22.970	15:45:34.781	8:11.811	8:11.811		
2	15:52:35.397	15:52:35.397	15:53:51.901	1:16.504	9:28.315		
3	16:02:06.107	16:02:06.107	16:05:37.607	3:31.500	12:59.815		
4	16:12:05.167	16:12:05.167	16:16:43.471	4:38.304	17:38.119		

72 Nick Moss McLaren 720 S GT3
 PRO Joe Osborne Optimum Motorsport

N°	In Day Time	In Time	Out Time	Pit Time	T. Pit Time	Handicap	Diff.
1	15:32:32.687	15:32:32.687	15:34:30.533	1:57.846	1:57.846		
2	15:42:46.016	15:42:46.016	15:44:06.636	1:20.620	3:18.466		
3	16:00:50.247	16:00:50.247	16:02:05.810	1:15.563	4:34.029		
4	16:10:43.010	16:10:43.010	16:21:23.631	10:40.621	15:14.650		

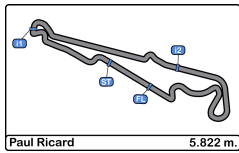
73 Roman Ziemian Ferrari 488 GT3 Evo
 PROAM Axcil Jefferies Kessel Racing

N°	In Day Time	In Time	Out Time	Pit Time	T. Pit Time	Handicap	Diff.
1	15:37:25.287	15:37:25.287	15:41:01.195	3:35.908	3:35.908		
2	15:47:09.604	15:47:09.604	15:51:39.896	4:30.292	8:06.200		
3	16:13:18.054	16:13:18.054	16:17:11.134	3:53.080	11:59.280		

77 Omar Jackson Ferrari 488 GT3 Evo
 AM* Charles Hollings Kessel Racing

N°	In Day Time	In Time	Out Time	Pit Time	T. Pit Time	Handicap	Diff.
1	15:45:00.647	15:45:00.647	15:46:32.680	1:32.033	1:32.033		
2	15:56:56.654	15:56:56.654	15:58:51.529	1:54.875	3:26.908		
3	16:07:25.511	16:07:25.511	16:16:19.216	8:53.705	12:20.613		
4	16:18:35.140	16:18:35.140	16:19:53.036	1:17.896	13:38.509		





Paul Ricard
International GT Open
Free Practice - 2
Pit Stop Analysis



133 Murat Ruhi Cuhadaroglu Ferrari 488 GT3 Evo
 PROAM David Fumanelli Kessel Racing

N°	In Day Time	In Time	Out Time	Pit Time	T. Pit Time	Handicap	Diff.
1	15:39:34.785	15:39:34.785	15:40:54.424	1:19.639	1:19.639		
2	16:04:37.395	16:04:37.395	16:08:16.017	3:38.622	4:58.261		

777 Marcin Jedlinski Audi R8 GT3
 PROAM Karol Basz Olimp Racing

N°	In Day Time	In Time	Out Time	Pit Time	T. Pit Time	Handicap	Diff.
1	15:34:45.181	15:34:45.181	15:37:56.381	3:11.200	3:11.200		
2	15:48:08.773	15:48:08.773	15:50:31.258	2:22.485	5:33.685		
3	16:12:02.710	16:12:02.710	16:16:11.545	4:08.835	9:42.520		

786 Kiki Sak Nana Mercedes AMG GT3 - 2022
 AM Adam Osieka GetSpeed Performance

N°	In Day Time	In Time	Out Time	Pit Time	T. Pit Time	Handicap	Diff.
1	15:39:10.080	15:39:10.080	15:40:55.797	1:45.717	1:45.717		
2	15:56:45.291	15:56:45.291	15:59:38.805	2:53.514	4:39.231		

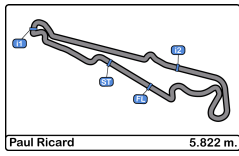
911 Sébastien Baud Mercedes AMG GT3 - 2022
 PROAM* Steve Jans GetSpeed Performance

N°	In Day Time	In Time	Out Time	Pit Time	T. Pit Time	Handicap	Diff.
1	15:42:30.429	15:42:30.429	15:44:41.967	2:11.538	2:11.538		
2	16:03:30.744	16:03:30.744	16:05:27.226	1:56.482	4:08.020		
3	16:11:48.312	16:11:48.312	16:15:29.573	3:41.261	7:49.281		
4	16:17:31.292	16:17:31.292	16:18:41.610	1:10.318	8:59.599		
5	16:20:45.226	16:20:45.226	16:21:55.691	1:10.465	10:10.064		

007 Pascal Bachmann Aston Martin GT3 AMR MY2019
 AM Street Art Racing

N°	In Day Time	In Time	Out Time	Pit Time	T. Pit Time	Handicap	Diff.
1	15:30:27.715	15:30:27.715	15:30:54.851	27.136	27.136		
2	15:47:52.390	15:47:52.390	15:49:04.394	1:12.004	1:39.140		

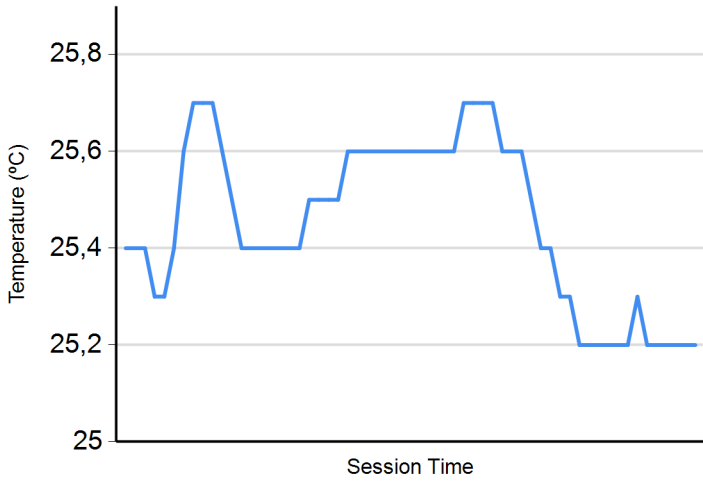




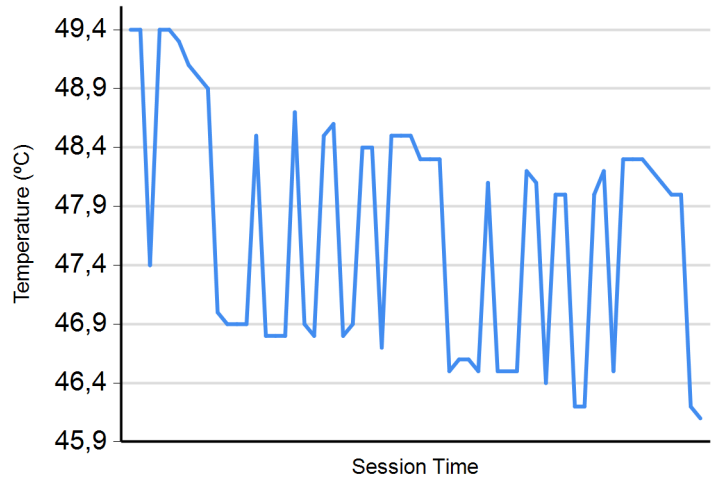
Paul Ricard
International GT Open
Free Practice - 2
Weather Report



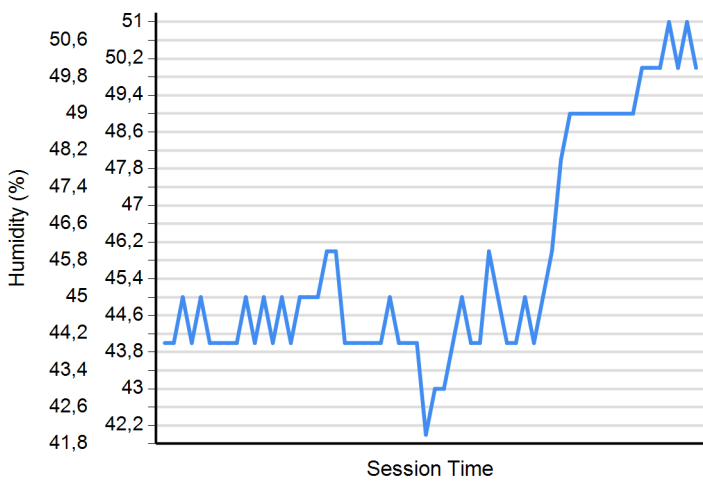
Air Temperature



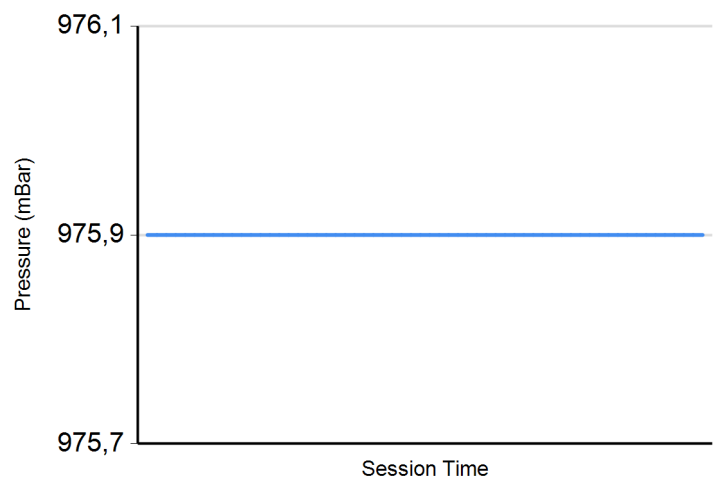
Track Temperature



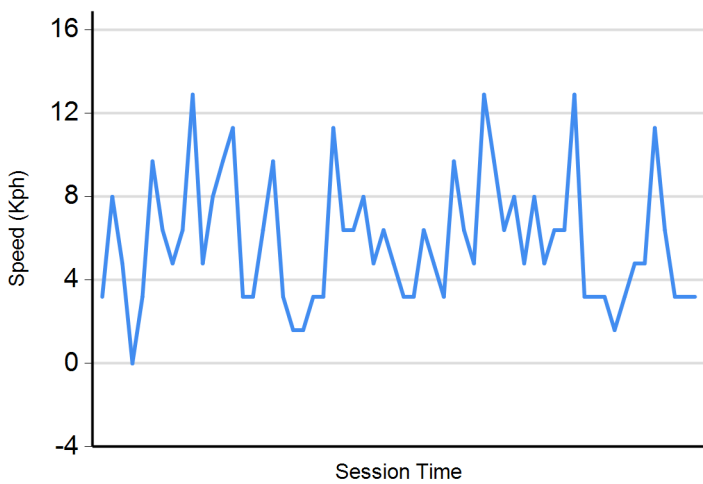
Humidity



Pressure

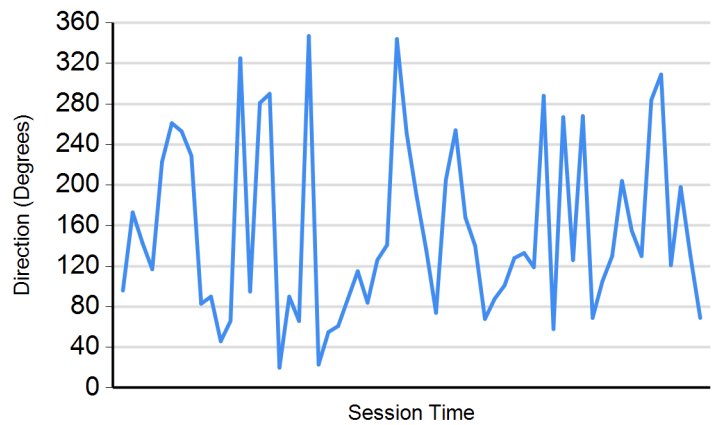


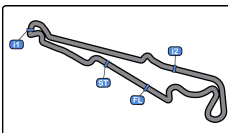
Wind Speed



Wind direction

North = 0°/360° Est = 90° South = 180° West = 270°





Paul Ricard
International GT Open
Free Practice - 1 - 2
Combined Results



Paul Ricard 5.822 m

Cls	Nº	Entrant/Team	Nat	Driver 1	Nat	Driver 2	Nat	Vehicle	Cat	Cls	Laps	FP1	FP2	Best	Gap	Interval	Km/h
1	73	Kessel Racing	CHE	Roman Ziemian	POL	Axcil Jefferies	ZWE	Ferrari 488 GT3 Evo	PROAM	1	45	2:03.730	3	2:00.684	22	2:00.684	173.6
2	3	Aust Motorsport	DEU	Dino Steiner	DEU	Max Hofer	AUT	Audi R8 LMS GT3 evo II	PROAM	2	38	2:02.814	12	2:01.367	9	2:01.367	172.6
3	133	Kessel Racing	CHE	Murat Ruhi Cuhadaroglu	TUR	David Fumanelli	ITA	Ferrari 488 GT3 Evo	PROAM	3	31	2:02.405	7	2:02.663	4	2:02.405	171.2
4	18	Theeba Motorsport	SAU	Reema Juffali	SAU	Adam Christodoulou	GBR	Mercedes AMG GT3 - 2022	PROAM*	4	41	2:04.276	3	2:02.556	4	2:02.556	171.0
5	777	Olimp Racing	POL	Marcin Jedlinski	POL	Karol Basz	POL	Audi R8 GT3	PROAM	5	41	2:03.173	7	2:02.678	3	2:02.678	170.8
6	63	Oregon Team	ITA	Benjamin Hites	CHL	Leonardo Pulcini	ITA	Lamborghini Huracan GT3 EVO MY2022	PRO	1	40	2:03.789	6	2:02.712	10	2:02.712	170.7
7	9	GetSpeed Performance	DEU	Janine Shoffner	GBR	Moritz Kranz	DEU	Mercedes AMG GT3 - 2022	PROAM	6	46	2:03.303	15	2:02.853	20	2:02.853	170.6
8	77	Kessel Racing	CHE	Omar Jackson	GBR	Charles Hollings	GBR	Ferrari 488 GT3 Evo	AM*	1	42	2:04.172	4	2:02.970	12	2:02.970	170.4
9	54	SPS Automotive Performance	DEU	Dexter Müller	CHE	Yannick Mettler	CHE	Mercedes AMG GT3 - 2020	PROAM	7	33	2:03.020	6	2:03.106	8	2:03.020	170.3
10	33	Team GT	DEU	Bernhard Laber	DEU	Alain Valente	CHE	Mercedes AMG GT3 EVO - 2021	PROAM	8	40	2:03.090	5	2:03.198	18	2:03.090	170.2
11	55	AF Corse	ITA	Laurent De Meeus	BEL	Jamie Stanley	GBR	Ferrari 488 GT3 Evo	AM*	2	42	2:04.029	4	2:03.100	21	2:03.100	170.2
12	19	Oregon Team	ITA	Kevin Gilardoni	CHE	Glenn Van Berlo	NLD	Lamborghini Huracan GT3 EVO MY2022	PRO	2	46	2:03.892	7	2:03.179	23	2:03.179	170.1
13	911	GetSpeed Performance	DEU	Sébastien Baud	FRA	Steve Jans	LUX	Mercedes AMG GT3 - 2022	PROAM*	9	43	2:04.889	9	2:03.654	7	2:03.654	169.4
14	25	Mann Filter Team Landgraf	DEU	Alexander Hrachowina	AUT	Martin Konrad	AUT	Mercedes AMG GT3 EVO - 2021	AM	3	45	2:03.783	9	2:04.050	23	2:03.783	169.3
15	786	GetSpeed Performance	DEU	Kiki Sak Nana	THA	Adam Osieka	DEU	Mercedes AMG GT3 - 2022	AM	4	38	2:05.881	7	2:03.839	5	2:03.839	169.2
16	5	Olimp Racing	POL	Stanislaw Jedlinski	POL	Krystian Korzeniowski	POL	Ferrari 488 GT3 MY 2021	AM	5	38	2:05.723	8	2:03.844	6	2:03.844	169.2
17	72	Optimum Motorsport	GBR	Nick Moss	GBR	Joe Osborne	GBR	McLaren 720 S GT3	PRO	3	45	2:04.166	23	2:04.045	18	2:04.045	168.9
18	007	Street Art Racing	BEL	Pascal Bachmann	CHE			Aston Martin GT3 AMR MY2019	AM	6	28	2:05.349	7	2:04.634	11	2:04.634	168.1
19	11	Kessel Racing	CHE	Stephen Earle	USA	Erwin Zanotti	ITA	Ferrari 488 GT3 Evo	AM	7	46	2:05.647	8	2:04.664	8	2:04.664	168.1
20	8	Il Barone Rampante	ITA	Guisepe Cipriani	ITA	Alex Frassinetti	ITA	Lamborghini Huracan GT3 EVO	AM	8	6		6	2:05.756	6	2:05.756	166.6

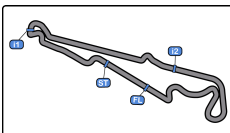
*** PENALTIES**

- CAR 33 TIME 2:03.622 DELETED TRACK LIMITS AT T 10
- CAR 786 TIME 2:05.783 DELETED TRACK LIMITS AT T 10
- CAR 19 TIME 2:05.799 DELETED TRACK LIMITS AT T 10
- CAR 1007 TIME 2:23.413 DELETED TRACK LIMITS AT T 10
- CAR 777 TIME 2:06.603 DELETED TRACK LIMITS AT T 10
- CAR 133 TIME 2:03.567 DELETED TRACK LIMITS AT T 10
- CAR 25 TIME 2:05.078 DELETED TRACK LIMITS AT T 10
- CAR 33 TIME 2:03.398 DELETED TRACK LIMITS AT T 10
- CAR 9 TIME 2:05.856 DELETED TRACK LIMITS AT T 10
- CAR 73 TIME 2:03.984 DELETED TRACK LIMITS AT T 10
- CAR 911 TIME 2:04.713 DELETED TRACK LIMITS AT T 10
- CAR 25 TIME 2:05.336 DELETED TRACK LIMITS AT T 10

Published at:.....

Stewards:	Race Director: Neus Santamaría Sanromá DPB/I-0036-ESP	Timekeeper: Luis Angel García Nuñez JOB/I-0030-ESP
------------------	-----------------------------------------------------------------	------------------------------------------------------------------





Paul Ricard
International GT Open
Free Practice - 1 - 2



Combined Results

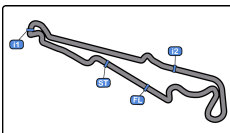
Paul Ricard 5.822 m.

- CAR 18 TIME 2:02.612 DELETED TRACK LIMITS AT T 10
- CAR 3 TIME 2:02.891 DELETED TRACK LIMITS AT T 10
- CAR 63 TIME 2:04.157 DELETED TRACK LIMITS AT T 10
- CAR 63 TIME 2:04.157 DELETED TRACK LIMITS AT T 10
- CAR 777 TIME 2:02.887 DELETED TRACK LIMITS AT T 10
- CAR 9 TIME 2:03.502 DELETED TRACK LIMITS AT T 10
- CAR 73 TIME 2:02.962 DELETED TRACK LIMITS AT T 10
- CAR 25 TIME 2:04.548 DELETED TRACK LIMITS AT T 10
- CAR 18 TIME 2:02.300 DELETED TRACK LIMITS AT T 10
- CAR 3 TIME 3:15.440 DELETED TRACK LIMITS AT T 10
- CAR 63 TIME 2:03.988 DELETED TRACK LIMITS AT T 10
- CAR 11 TIME 2:11.728 DELETED TRACK LIMITS AT T 10
- CAR 777 TIME 3:09.249 DELETED TRACK LIMITS AT T 10
- CAR 1007 TIME 2:25.907 DELETED TRACK LIMITS AT T 10
- CAR 77 TIME 2:03.866 DELETED TRACK LIMITS AT T 7
- CAR 3 TIME 2:19.102 DELETED TRACK LIMITS AT T 7
- CAR 25 TIME 2:03.759 DELETED TRACK LIMITS AT T 10
- CAR 72 TIME 2:03.254 DELETED TRACK LIMITS AT T 10
- CAR 25 TIME 2:03.898 DELETED TRACK LIMITS AT T 7
- CAR 77 TIME 2:03.642 DELETED TRACK LIMITS AT T 7
- CAR 911 TIME 5:09.597 DELETED TRACK LIMITS AT T 7
- CAR 3 TIME 2:02.653 DELETED TRACK LIMITS AT T 7
- CAR 777 TIME 2:20.079 DELETED TRACK LIMITS AT T 10
- CAR 11 TIME 2:06.388 DELETED TRACK LIMITS AT T 10
- CAR 63 TIME 2:11.862 DELETED TRACK LIMITS AT T 10
- CAR 11 TIME 2:10.149 DELETED TRACK LIMITS AT T 10
- CAR 19 TIME 2:03.987 DELETED TRACK LIMITS AT T 10
- CAR 786 TIME 2:17.469 DELETED TRACK LIMITS AT T 10
- CAR 1007 TIME 2:08.168 DELETED TRACK LIMITS AT T 7
- CAR 786 TIME 2:12.405 DELETED TRACK LIMITS AT T 7
- CAR 777 TIME 2:03.090 DELETED TRACK LIMITS AT T 10
- CAR 72 TIME 2:24.153 DELETED TRACK LIMITS AT T 10
- CAR 72 TIME 2:05.735 DELETED TRACK LIMITS AT T 7
- CAR 77 TIME 2:19.095 DELETED TRACK LIMITS AT T 7
- CAR 33 TIME 2:31.919 DELETED TRACK LIMITS AT T 10

Published at:.....

Stewards:	Race Director: Neus Santamaría Sanromà DPB/I-0036-ESP	Timekeeper: Luis Angel García Nuñez JOB/I-0030-ESP
------------------	-----------------------------------------------------------------	------------------------------------------------------------------





Paul Ricard
International GT Open
Free Practice - 1 - 2



Combined Results

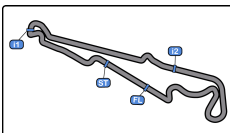
Paul Ricard 5.822 m.

- CAR 25 TIME 2:09.029 DELETED TRACK LIMITS AT T 10
- CAR 11 TIME 2:09.547 DELETED TRACK LIMITS AT T 10
- CAR 19 TIME 2:05.979 DELETED TRACK LIMITS AT T 10
- CAR 19 TIME 2:04.882 DELETED TRACK LIMITS AT T 10
- CAR 777 TIME 2:27.777 DELETED TRACK LIMITS AT T 7
- CAR 63 TIME 2:09.842 DELETED TRACK LIMITS AT T 7
- CAR 19 TIME 2:04.154 DELETED TRACK LIMITS AT T 10
- CAR 18 TIME 2:06.773 DELETED TRACK LIMITS AT T 7
- CAR 54 TIME 2:06.331 DELETED TRACK LIMITS AT T 7
- CAR 25 TIME 2:06.582 DELETED TRACK LIMITS AT T 10
- CAR 11 TIME 2:08.460 DELETED TRACK LIMITS AT T 10
- CAR 63 TIME 3:09.932 DELETED TRACK LIMITS AT T 7
- CAR 55 TIME 2:11.166 DELETED TRACK LIMITS AT T 7
- CAR 9 TIME 2:09.643 DELETED TRACK LIMITS AT T 7
- CAR 25 TIME 2:07.093 DELETED TRACK LIMITS AT T 10
- CAR 5 TIME 2:25.059 DELETED TRACK LIMITS AT T 10
- CAR 19 TIME 2:04.526 DELETED TRACK LIMITS AT T 10
- CAR 1007 TIME 2:08.021 DELETED TRACK LIMITS AT T 10
- CAR 25 TIME 11:33:15.394 DELETED TRACK LIMITS AT T 10
- CAR 911 TIME 2:06.274 DELETED TRACK LIMITS AT T 10
- CAR 5 TIME 2:22.330 DELETED TRACK LIMITS AT T 10
- CAR 19 TIME 2:16.496 DELETED TRACK LIMITS AT T 10
- CAR 63 TIME 2:19.121 DELETED TRACK LIMITS AT T 7
- CAR 55 TIME 11:33:05.045 DELETED TRACK LIMITS AT T 7
- CAR 33 TIME 2:10.422 DELETED TRACK LIMITS AT T 10
- CAR 9 TIME 2:08.785 DELETED TRACK LIMITS AT T 7
- CAR 1007 TIME 2:05.515 DELETED TRACK LIMITS AT T 7
- CAR 63 TIME 2:05.184 DELETED TRACK LIMITS AT T 7
- CAR 55 TIME 2:09.020 DELETED TRACK LIMITS AT T 7
- CAR 18 TIME 2:27.551 DELETED TRACK LIMITS AT T 10
- CAR 11 TIME 4:37.285 DELETED TRACK LIMITS AT T 7
- CAR 5 TIME 2:15.013 DELETED TRACK LIMITS AT T 10
- CAR 3 TIME 2:10.265 DELETED TRACK LIMITS AT T 10
- CAR 33 TIME 2:08.621 DELETED TRACK LIMITS AT T 10
- CAR 777 TIME 2:21.455 DELETED TRACK LIMITS AT T 7

Published at:.....

Stewards:	Race Director: Neus Santamaría Sanromà DPB/I-0036-ESP	Timekeeper: Luis Angel García Nuñez JOB/I-0030-ESP
------------------	-----------------------------------------------------------------	------------------------------------------------------------------





Paul Ricard
International GT Open
Free Practice - 1 - 2



Combined Results

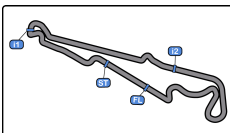
Paul Ricard 5.822 m.

- CAR 9 TIME 2:08.263 DELETED TRACK LIMITS AT T 10
- CAR 25 TIME 2:24.619 DELETED TRACK LIMITS AT T 10
- CAR 63 TIME 2:05.956 DELETED TRACK LIMITS AT T 10
- CAR 18 TIME 2:05.133 DELETED TRACK LIMITS AT T 10
- CAR 25 TIME 2:07.003 DELETED TRACK LIMITS AT T 10
- CAR 63 TIME 2:16.012 DELETED TRACK LIMITS AT T 10
- CAR 786 TIME 2:19.446 DELETED TRACK LIMITS AT T 7
- CAR 3 TIME 2:03.314 DELETED TRACK LIMITS AT T 10
- CAR 63 TIME 2:03.744 DELETED TRACK LIMITS AT T 10
- CAR 73 TIME 2:02.650 DELETED TRACK LIMITS AT T 10
- CAR 18 TIME 2:03.694 DELETED TRACK LIMITS AT T 10
- CAR 33 TIME 2:10.372 DELETED TRACK LIMITS AT T 10
- CAR 9 TIME 2:08.331 DELETED TRACK LIMITS AT T 10
- CAR 72 TIME 2:23.339 DELETED TRACK LIMITS AT T 10
- CAR 911 TIME 2:03.567 DELETED TRACK LIMITS AT T 7
- CAR 72 TIME 2:03.692 DELETED TRACK LIMITS AT T 7
- CAR 786 TIME 2:04.736 DELETED TRACK LIMITS AT T 10
- CAR 25 TIME 2:10.431 DELETED TRACK LIMITS AT T 10
- CAR 133 TIME 2:02.071 DELETED TRACK LIMITS AT T 10
- CAR 18 TIME 4:22.242 DELETED TRACK LIMITS AT T 10
- CAR 54 TIME 4:56.725 DELETED TRACK LIMITS AT T 10
- CAR 3 TIME 2:02.845 DELETED TRACK LIMITS AT T 10
- CAR 786 TIME 2:12.451 DELETED TRACK LIMITS AT T 10
- CAR 25 TIME 2:06.127 DELETED TRACK LIMITS AT T 10
- CAR 777 TIME 2:20.064 DELETED TRACK LIMITS AT T 10
- CAR 9 TIME 2:07.336 DELETED TRACK LIMITS AT T 10
- CAR 19 TIME 2:04.084 DELETED TRACK LIMITS AT T 10
- CAR 72 TIME 2:03.415 DELETED TRACK LIMITS AT T 10
- CAR 3 TIME 3:18.048 DELETED TRACK LIMITS AT T 10
- CAR 1007 TIME 2:07.823 DELETED TRACK LIMITS AT T 10
- CAR 25 TIME 2:08.936 DELETED TRACK LIMITS AT T 10
- CAR 777 TIME 2:02.463 DELETED TRACK LIMITS AT T 10
- CAR 5 TIME 2:05.061 DELETED TRACK LIMITS AT T 10
- CAR 9 TIME 2:07.000 DELETED TRACK LIMITS AT T 10
- CAR 72 TIME 3:05.631 DELETED TRACK LIMITS AT T 10

Published at:.....

Stewards:	Race Director: Neus Santamaría Sanromà DPB/I-0036-ESP	Timekeeper: Luis Angel García Nuñez JOB/I-0030-ESP
------------------	-----------------------------------------------------------------	------------------------------------------------------------------





Paul Ricard
International GT Open
Free Practice - 1 - 2



Combined Results

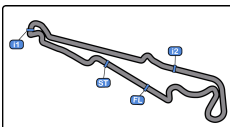
Paul Ricard 5.822 m.

- CAR 133 TIME 3:23.702 DELETED TRACK LIMITS AT T 10
- CAR 25 TIME 2:06.182 DELETED TRACK LIMITS AT T 10
- CAR 777 TIME 2:02.369 DELETED TRACK LIMITS AT T 10
- CAR 77 TIME 2:22.162 DELETED TRACK LIMITS AT T 7
- CAR 9 TIME 15:30:31.379 DELETED TRACK LIMITS AT T 9
- CAR 33 TIME 2:05.581 DELETED TRACK LIMITS AT T 10
- CAR 25 TIME 3:05.688 DELETED TRACK LIMITS AT T 10
- CAR 777 TIME 2:02.577 DELETED TRACK LIMITS AT T 10
- CAR 18 TIME 2:06.268 DELETED TRACK LIMITS AT T 10
- CAR 73 TIME 2:10.263 DELETED TRACK LIMITS AT T 10
- CAR 133 TIME 2:08.654 DELETED TRACK LIMITS AT T 10
- CAR 9 TIME 2:06.674 DELETED TRACK LIMITS AT T 10
- CAR 133 TIME 2:10.652 DELETED TRACK LIMITS AT T 10
- CAR 33 TIME 2:05.581 DELETED TRACK LIMITS AT T 10
- CAR 25 TIME 3:05.688 DELETED TRACK LIMITS AT T 10
- CAR 777 TIME 2:02.577 DELETED TRACK LIMITS AT T 10
- CAR 18 TIME 2:06.268 DELETED TRACK LIMITS AT T 10
- CAR 73 TIME 2:10.263 DELETED TRACK LIMITS AT T 10
- CAR 133 TIME 2:08.654 DELETED TRACK LIMITS AT T 10
- CAR 9 TIME 2:06.674 DELETED TRACK LIMITS AT T 10
- CAR 133 TIME 2:10.652 DELETED TRACK LIMITS AT T 10
- CAR 9 TIME 2:07.322 DELETED TRACK LIMITS AT T 10
- CAR 3 TIME 2:01.921 DELETED TRACK LIMITS AT T 10
- CAR 9 TIME 2:06.108 DELETED TRACK LIMITS AT T 10
- CAR 55 TIME 2:04.914 DELETED TRACK LIMITS AT T 10
- CAR 73 TIME 6:36.501 DELETED TRACK LIMITS AT T 10
- CAR 11 TIME 3:31.891 DELETED TRACK LIMITS AT T 10
- CAR 33 TIME 2:06.911 DELETED TRACK LIMITS AT T 10
- CAR 25 TIME 2:22.791 DELETED TRACK LIMITS AT T 10
- CAR 9 TIME 2:06.157 DELETED TRACK LIMITS AT T 10
- CAR 33 TIME 2:06.645 DELETED TRACK LIMITS AT T 10
- CAR 133 TIME 2:07.112 DELETED TRACK LIMITS AT T 10
- CAR 11 TIME 2:09.333 DELETED TRACK LIMITS AT T 10
- CAR 3 TIME 2:08.067 DELETED TRACK LIMITS AT T 10
- CAR 33 TIME 3:39.099 DELETED TRACK LIMITS AT T 10

Published at:.....

Stewards:	Race Director: Neus Santamaría Sanromà DPB/I-0036-ESP	Timekeeper: Luis Angel García Nuñez JOB/I-0030-ESP
------------------	-----------------------------------------------------------------	------------------------------------------------------------------





Paul Ricard
International GT Open
Free Practice - 1 - 2



Paul Ricard 5.822 m

Combined Results

- CAR 72 TIME 3:03.439 DELETED TRACK LIMITS AT T 10
- CAR 54 TIME 2:28.413 DELETED TRACK LIMITS AT T 10
- CAR 11 TIME 2:09.025 DELETED TRACK LIMITS AT T 7
- CAR 777 TIME 2:06.910 DELETED TRACK LIMITS AT T 7
- CAR 5 TIME 2:15.356 DELETED TRACK LIMITS AT T 10
- CAR 11 TIME 2:17.763 DELETED TRACK LIMITS AT T 7
- CAR 5 TIME 2:14.010 DELETED TRACK LIMITS AT T 10
- CAR 11 TIME 2:09.415 DELETED TRACK LIMITS AT T 7
- CAR 777 TIME 2:07.249 DELETED TRACK LIMITS AT T 10
- CAR 63 TIME 5:36.381 DELETED TRACK LIMITS AT T 10
- CAR 54 TIME 2:06.247 DELETED TRACK LIMITS AT T 10
- CAR 911 TIME 2:04.801 DELETED TRACK LIMITS AT T 10
- CAR 63 TIME 2:05.630 DELETED TRACK LIMITS AT T 10
- CAR 911 TIME 2:21.760 DELETED TRACK LIMITS AT T 10
- CAR 63 TIME 2:17.388 DELETED TRACK LIMITS AT T 10
- CAR 63 TIME 6:34.453 DELETED TRACK LIMITS AT T 7
- ALL GT OPEN TEAM MANAGERS REPORT TO THE STEWARDS ROOM AT 16:30
- CAR 63 TIME 2:05.007 DELETED TRACK LIMITS AT T 7
- CAR 63 TIME 2:04.850 DELETED TRACK LIMITS AT T 7
- CAR 5 TIME 2:10.742 DELETED TRACK LIMITS AT T 10
- CAR 63 TIME 2:04.730 DELETED TRACK LIMITS AT T 10

Published at:.....

Stewards:	Race Director: Neus Santamaria Sanromà DPB/I-0036-ESP	Timekeeper: Luis Angel Garcia Nuñez  JOB/I-0030-ESP
------------------	-----------------------------------------------------------------	----------------------------------------------------------------------------------------------------------------------------------------------------

