

**Paul Ricard**  
**International GT Open**  
**Free Practice - 1**  
**Provisional Results**



Paul Ricard 5.822 m

Cls	Nº	Entrant/Team	Nat	Driver 1	Nat	Driver 2	Nat	Vehicle	Cat	Cls	Laps	Best	Time	Gap	Interval	Km/h
1	133	Kessel Racing	CH	Murat Ruhu Cuhadaroglu	TR	David Fumanelli	IT	Ferrari 488 GT3 Evo	PROAM	1	11	7	2:02.405			171.2
2	3	Aust Motorsport	DE	Dino Steiner	DE	Max Hofer	AT	Audi R8 LMS GT3 evo II	PROAM	2	17	12	2:02.814	0.409	0.409	170.6
3	54	SPS Automotive Performance	DE	Dexter Müller	CH	Yannick Mettler	CH	Mercedes AMG GT3 - 2020	PROAM	3	18	6	2:03.020	0.615	0.206	170.3
4	33	Team GT	DE	Bernhard Laber	DE	Alain Valente	CH	Mercedes AMG GT3 EVO - 2021	PROAM	4	21	5	2:03.090	0.685	0.070	170.2
5	777	Olimp Racing	PL	Marcin Jedlinski	PL	Karol Basz	PL	Audi R8 GT3	PROAM	5	18	7	2:03.173	0.768	0.083	170.1
6	9	GetSpeed Performance	DE	Janine Shoffner	GB	Moritz Kranz	DE	Mercedes AMG GT3 - 2022	PROAM	6	24	15	2:03.303	0.898	0.130	169.9
7	73	Kessel Racing	CH	Roman Ziemian	PL	Axcil Jefferies	BE	Ferrari 488 GT3 Evo	PROAM	7	22	3	2:03.730	1.325	0.427	169.3
8	25	Mann Filter Team Landgraf	DE	Alexander Hrachowina	AT	Martin Konrad	AT	Mercedes AMG GT3 EVO - 2021	AM	1	22	9	2:03.783	1.378	0.053	169.3
9	63	Oregon Team	IT	Benjamin Hites	CH	Leonardo Pulcini	IT	Lamborghini Huracan GT3 EVO MY2022	PRO	1	20	6	2:03.789	1.384	0.006	169.3
10	19	Oregon Team	IT	Kevin Gilardoni	CH	Glenn Van Berlo	CH	Lamborghini Huracan GT3 EVO MY2022	PRO	2	22	7	2:03.892	1.487	0.103	169.1
11	55	AF Corse	IT	Laurent De Meeus	BE	Jamie Stanley	GB	Ferrari 488 GT3 Evo	AM*	2	20	4	2:04.029	1.624	0.137	168.9
12	72	Optimum Motorsport	GB	Nick Moss	GB	Joe Osborne	GB	McLaren 720 S GT3	PRO	3	23	23	2:04.166	1.761	0.137	168.7
13	77	Kessel Racing	CH	Omar Jackson	GB	Charles Hollings	GB	Ferrari 488 GT3 Evo	AM*	3	20	4	2:04.172	1.767	0.006	168.7
14	18	Theeba Motorsport	SA	Reema Juffali	SA	Adam Christodoulou	GB	Mercedes AMG GT3 - 2022	PROAM*	8	20	3	2:04.276	1.871	0.104	168.6
15	911	GetSpeed Performance	DE	Sébastien Baud	FR	Steve Jans	US	Mercedes AMG GT3 - 2022	PROAM*	9	20	9	2:04.889	2.484	0.613	167.8
16	007	Street Art Racing	BE	Pascal Bachmann	CH		CH	Aston Martin GT3 AMR MY2019	AM	4	16	7	2:05.349	2.944	0.460	167.2
17	11	Kessel Racing	CH	Stephen Earle	US	Erwin Zanotti	IT	Ferrari 488 GT3 Evo	AM	5	21	8	2:05.647	3.242	0.298	166.8
18	5	Olimp Racing	PL	Stanislaw Jedlinski	PL	Krystian Korzeniowski	PL	Ferrari 488 GT3 MY 2021	AM	6	16	8	2:05.723	3.318	0.076	166.7
19	786	GetSpeed Performance	DE	Kiki Sak Nana	TH	Adam Osieka	DE	Mercedes AMG GT3 - 2022	AM	7	23	7	2:05.881	3.476	0.158	166.5

**\* PENALTIES**

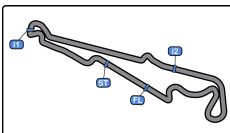
- CAR 33 TIME 2:03.622 DELETED TRACK LIMITS AT T 10
- CAR 786 TIME 2:05.783 DELETED TRACK LIMITS AT T 10
- CAR 19 TIME 2:05.799 DELETED TRACK LIMITS AT T 10
- CAR 1007 TIME 2:23.413 DELETED TRACK LIMITS AT T 10
- CAR 777 TIME 2:06.603 DELETED TRACK LIMITS AT T 10
- CAR 133 TIME 2:03.567 DELETED TRACK LIMITS AT T 10
- CAR 25 TIME 2:05.078 DELETED TRACK LIMITS AT T 10
- CAR 33 TIME 2:03.398 DELETED TRACK LIMITS AT T 10
- CAR 9 TIME 2:05.856 DELETED TRACK LIMITS AT T 10
- CAR 73 TIME 2:03.984 DELETED TRACK LIMITS AT T 10
- CAR 911 TIME 2:04.713 DELETED TRACK LIMITS AT T 10
- CAR 25 TIME 2:05.336 DELETED TRACK LIMITS AT T 10
- CAR 18 TIME 2:02.612 DELETED TRACK LIMITS AT T 10
- CAR 3 TIME 2:02.891 DELETED TRACK LIMITS AT T 10

Published at:.....

Track Temp: 42.7 °C Air Temp: 25.9 °C Humidity: 37 % Track Status: DRY

<b>Stewards:</b>	<b>Race Director:</b> Neus Santamaría Sanromá DPB/I-0036-ESP	<b>Timekeeper:</b> Luis Angel García Nuñez  JOB/I-0030-ESP
------------------	---	--





**Paul Ricard**  
**International GT Open**  
**Free Practice - 1**



**Provisional Results**

Paul Ricard 5.822 m.

- CAR 63 TIME 2:04.157 DELETED TRACK LIMITS AT T 10
- CAR 63 TIME 2:04.157 DELETED TRACK LIMITS AT T 10
- CAR 777 TIME 2:02.887 DELETED TRACK LIMITS AT T 10
- CAR 9 TIME 2:03.502 DELETED TRACK LIMITS AT T 10
- CAR 73 TIME 2:02.962 DELETED TRACK LIMITS AT T 10
- CAR 25 TIME 2:04.548 DELETED TRACK LIMITS AT T 10
- CAR 18 TIME 2:02.300 DELETED TRACK LIMITS AT T 10
- CAR 3 TIME 3:15.440 DELETED TRACK LIMITS AT T 10
- CAR 63 TIME 2:03.988 DELETED TRACK LIMITS AT T 10
- CAR 11 TIME 2:11.728 DELETED TRACK LIMITS AT T 10
- CAR 777 TIME 3:09.249 DELETED TRACK LIMITS AT T 10
- CAR 1007 TIME 2:25.907 DELETED TRACK LIMITS AT T 10
- CAR 77 TIME 2:03.866 DELETED TRACK LIMITS AT T 7
- CAR 3 TIME 2:19.102 DELETED TRACK LIMITS AT T 7
- CAR 25 TIME 2:03.759 DELETED TRACK LIMITS AT T 10
- CAR 72 TIME 2:03.254 DELETED TRACK LIMITS AT T 10
- CAR 25 TIME 2:03.898 DELETED TRACK LIMITS AT T 7
- CAR 77 TIME 2:03.642 DELETED TRACK LIMITS AT T 7
- CAR 911 TIME 5:09.597 DELETED TRACK LIMITS AT T 7
- CAR 3 TIME 2:02.653 DELETED TRACK LIMITS AT T 7
- CAR 777 TIME 2:20.079 DELETED TRACK LIMITS AT T 10
- CAR 11 TIME 2:06.388 DELETED TRACK LIMITS AT T 10
- CAR 63 TIME 2:11.862 DELETED TRACK LIMITS AT T 10
- CAR 11 TIME 2:10.149 DELETED TRACK LIMITS AT T 10
- CAR 19 TIME 2:03.987 DELETED TRACK LIMITS AT T 10
- CAR 786 TIME 2:17.469 DELETED TRACK LIMITS AT T 10
- CAR 1007 TIME 2:08.168 DELETED TRACK LIMITS AT T 7
- CAR 786 TIME 2:12.405 DELETED TRACK LIMITS AT T 7
- CAR 777 TIME 2:03.090 DELETED TRACK LIMITS AT T 10
- CAR 72 TIME 2:24.153 DELETED TRACK LIMITS AT T 10
- CAR 72 TIME 2:05.735 DELETED TRACK LIMITS AT T 7
- CAR 77 TIME 2:19.095 DELETED TRACK LIMITS AT T 7
- CAR 33 TIME 2:31.919 DELETED TRACK LIMITS AT T 10
- CAR 25 TIME 2:09.029 DELETED TRACK LIMITS AT T 10
- CAR 11 TIME 2:09.547 DELETED TRACK LIMITS AT T 10

Published at:.....

Track Temp: **42.7 °C** Air Temp: **25.9 °C** Humidity: **37 %** Track Status: **DRY**

**Stewards:**

**Race Director:**

Neus Santamaria Sanromà

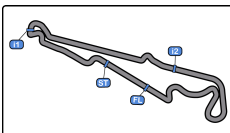
**Timekeeper:**

Luis Angel Garcia Nuñez

DPB/I-0036-ESP

JOB/I-0030-ESP





**Paul Ricard**  
**International GT Open**  
**Free Practice - 1**



**Provisional Results**

Paul Ricard 5.822 m.

- CAR 19 TIME 2:05.979 DELETED TRACK LIMITS AT T 10
- CAR 19 TIME 2:04.882 DELETED TRACK LIMITS AT T 10
- CAR 777 TIME 2:27.777 DELETED TRACK LIMITS AT T 7
- CAR 63 TIME 2:09.842 DELETED TRACK LIMITS AT T 7
- CAR 19 TIME 2:04.154 DELETED TRACK LIMITS AT T 10
- CAR 18 TIME 2:06.773 DELETED TRACK LIMITS AT T 7
- CAR 54 TIME 2:06.331 DELETED TRACK LIMITS AT T 7
- CAR 25 TIME 2:06.582 DELETED TRACK LIMITS AT T 10
- CAR 11 TIME 2:08.460 DELETED TRACK LIMITS AT T 10
- CAR 63 TIME 3:09.932 DELETED TRACK LIMITS AT T 7
- CAR 55 TIME 2:11.166 DELETED TRACK LIMITS AT T 7
- CAR 9 TIME 2:09.643 DELETED TRACK LIMITS AT T 7
- CAR 25 TIME 2:07.093 DELETED TRACK LIMITS AT T 10
- CAR 5 TIME 2:25.059 DELETED TRACK LIMITS AT T 10
- CAR 19 TIME 2:04.526 DELETED TRACK LIMITS AT T 10
- CAR 1007 TIME 2:08.021 DELETED TRACK LIMITS AT T 10
- CAR 25 TIME 11:33:15.394 DELETED TRACK LIMITS AT T 10
- CAR 911 TIME 2:06.274 DELETED TRACK LIMITS AT T 10
- CAR 5 TIME 2:22.330 DELETED TRACK LIMITS AT T 10
- CAR 19 TIME 2:16.496 DELETED TRACK LIMITS AT T 10
- CAR 63 TIME 2:19.121 DELETED TRACK LIMITS AT T 7
- CAR 55 TIME 11:33:05.045 DELETED TRACK LIMITS AT T 7
- CAR 33 TIME 2:10.422 DELETED TRACK LIMITS AT T 10
- CAR 9 TIME 2:08.785 DELETED TRACK LIMITS AT T 7
- CAR 1007 TIME 2:05.515 DELETED TRACK LIMITS AT T 7
- CAR 63 TIME 2:05.184 DELETED TRACK LIMITS AT T 7
- CAR 55 TIME 2:09.020 DELETED TRACK LIMITS AT T 7
- CAR 18 TIME 2:27.551 DELETED TRACK LIMITS AT T 10
- CAR 11 TIME 4:37.285 DELETED TRACK LIMITS AT T 7
- CAR 5 TIME 2:15.013 DELETED TRACK LIMITS AT T 10
- CAR 3 TIME 2:10.265 DELETED TRACK LIMITS AT T 10
- CAR 33 TIME 2:08.621 DELETED TRACK LIMITS AT T 10
- CAR 777 TIME 2:21.455 DELETED TRACK LIMITS AT T 7
- CAR 9 TIME 2:08.263 DELETED TRACK LIMITS AT T 10
- CAR 25 TIME 2:24.619 DELETED TRACK LIMITS AT T 10

Published at:.....

Track Temp: **42.7 °C** Air Temp: **25.9 °C** Humidity: **37 %** Track Status: **DRY**

**Stewards:**

**Race Director:**

Neus Santamaria Sanromà

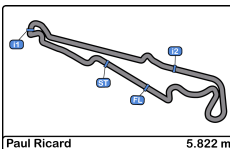
**Timekeeper:**

Luis Angel Garcia Nuñez

DPB/I-0036-ESP

JOB/I-0030-ESP





**Paul Ricard**  
**International GT Open**  
**Free Practice - 1**  
**Provisional Results**

Paul Ricard 5.822 m

- CAR 63 TIME 2:05.956 DELETED TRACK LIMITS AT T 10
- CAR 18 TIME 2:05.133 DELETED TRACK LIMITS AT T 10
- CAR 25 TIME 2:07.003 DELETED TRACK LIMITS AT T 10
- CAR 63 TIME 2:16.012 DELETED TRACK LIMITS AT T 10
- CAR 786 TIME 2:19.446 DELETED TRACK LIMITS AT T 7



Published at:.....

Track Temp: **42.7 °C** Air Temp: **25.9 °C** Humidity: **37 %** Track Status: **DRY**

**Stewards:**

**Race Director:**

Neus Santamaria Sanromà

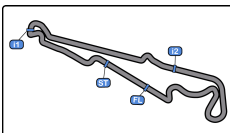
**Timekeeper:**

Luis Angel Garcia Nuñez

DPB/I-0036-ESP

JOB/I-0030-ESP





**Paul Ricard**  
**International GT Open**  
**Free Practice - 1**

**Provisional Results by Category**



Paul Ricard 5.822 m

Cls	Nº	Entrant/Team	Nat	Driver 1	Nat	Driver 2	Nat	Vehicle	Cat	Cls	Laps	Best	Time	Gap	Interval	Km/h
<b>PRO</b>																
1	63	Oregon Team	ITA	Benjamin Hites	CHL	Leonardo Pulcini	ITA	Lamborghini Huracan GT3 EVO MY2022	PRO	1	20	6	2:03.789			169.3
2	19	Oregon Team	ITA	Kevin Gilardoni	CHE	Glenn Van Berlo	NLD	Lamborghini Huracan GT3 EVO MY2022	PRO	2	22	7	2:03.892	0.103	0.103	169.1
3	72	Optimum Motorsport	GBR	Nick Moss	GBR	Joe Osborne	GBR	McLaren 720 S GT3	PRO	3	23	23	2:04.166	0.377	0.274	168.7
<b>PROAM</b>																
1	133	Kessel Racing	CHE	Murat Ruhi Cuhadaroglu	TUR	David Fumanelli	ITA	Ferrari 488 GT3 Evo	PROAM	1	11	7	2:02.405			171.2
2	3	Aust Motorsport	DEU	Dino Steiner	DEU	Max Hofer	AUT	Audi R8 LMS GT3 evo II	PROAM	2	17	12	2:02.814	0.409	0.409	170.6
3	54	SPS Automotive Performance	DEU	Dexter Müller	CHE	Yannick Mettler	CHE	Mercedes AMG GT3 - 2020	PROAM	3	18	6	2:03.020	0.615	0.206	170.3
4	33	Team GT	DEU	Bernhard Laber	DEU	Alain Valente	CHE	Mercedes AMG GT3 EVO - 2021	PROAM	4	21	5	2:03.090	0.685	0.070	170.2
5	777	Olimp Racing	POL	Marcin Jedlinski	POL	Karol Basz	POL	Audi R8 GT3	PROAM	5	18	7	2:03.173	0.768	0.083	170.1
6	9	GetSpeed Performance	DEU	Janine Shoffner	GBR	Moritz Kranz	DEU	Mercedes AMG GT3 - 2022	PROAM	6	24	15	2:03.303	0.898	0.130	169.9
7	73	Kessel Racing	CHE	Roman Ziemian	POL	Axcil Jefferies	POL	Ferrari 488 GT3 Evo	PROAM	7	22	3	2:03.730	1.325	0.427	169.3
8	18	Theeba Motorsport	SAU	Reema Juffali	SAU	Adam Christodoulou	GBR	Mercedes AMG GT3 - 2022	PROAM*	8	20	3	2:04.276	1.871	0.546	168.6
9	911	GetSpeed Performance	DEU	Sébastien Baud	FRA	Steve Jans	LUX	Mercedes AMG GT3 - 2022	PROAM*	9	20	9	2:04.889	2.484	0.613	167.8
<b>AM</b>																
1	25	Mann Filter Team Landgraf	DEU	Alexander Hrachowina	AUT	Martin Konrad	AUT	Mercedes AMG GT3 EVO - 2021	AM	1	22	9	2:03.783			169.3
2	55	AF Corse	ITA	Laurent De Meeus	BEL	Jamie Stanley	GBR	Ferrari 488 GT3 Evo	AM*	2	20	4	2:04.029	0.246	0.246	168.9
3	77	Kessel Racing	CHE	Omar Jackson	GBR	Charles Hollings	GBR	Ferrari 488 GT3 Evo	AM*	3	20	4	2:04.172	0.389	0.143	168.7
4	007	Street Art Racing	BEL	Pascal Bachmann	CHE			Aston Martin GT3 AMR MY2019	AM	4	16	7	2:05.349	1.566	1.177	167.2
5	11	Kessel Racing	CHE	Stephen Earle	USA	Erwin Zanotti	ITA	Ferrari 488 GT3 Evo	AM	5	21	8	2:05.647	1.864	0.298	166.8
6	5	Olimp Racing	POL	Stanislaw Jedlinski	POL	Krystian Korzeniowski	POL	Ferrari 488 GT3 MY 2021	AM	6	16	8	2:05.723	1.940	0.076	166.7
7	786	GetSpeed Performance	DEU	Kiki Sak Nana	THA	Adam Osieka	DEU	Mercedes AMG GT3 - 2022	AM	7	23	7	2:05.881	2.098	0.158	166.5

**\* PENALTIES**

- CAR 33 TIME 2:03.622 DELETED TRACK LIMITS AT T 10
- CAR 786 TIME 2:05.783 DELETED TRACK LIMITS AT T 10
- CAR 19 TIME 2:05.799 DELETED TRACK LIMITS AT T 10
- CAR 1007 TIME 2:23.413 DELETED TRACK LIMITS AT T 10
- CAR 777 TIME 2:06.603 DELETED TRACK LIMITS AT T 10
- CAR 133 TIME 2:03.567 DELETED TRACK LIMITS AT T 10
- CAR 25 TIME 2:05.078 DELETED TRACK LIMITS AT T 10
- CAR 33 TIME 2:03.398 DELETED TRACK LIMITS AT T 10
- CAR 9 TIME 2:05.856 DELETED TRACK LIMITS AT T 10

Published at:.....

Track Temp: 42.7 °C Air Temp: 25.9 °C Humidity: 37 % Track Status: DRY

**Stewards:**

**Race Director:**

Neus Santamaria Sanromà

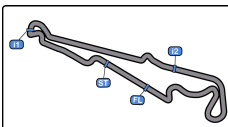
**Timekeeper:**

Luis Angel Garcia Nuñez

DPB/I-0036-ESP

JOB/I-0030-ESP





**Paul Ricard**  
**International GT Open**  
**Free Practice - 1**



**Provisional Results by Category**

Paul Ricard	5.822 m.
CAR 73 TIME 2:03.984 DELETED TRACK LIMITS AT T 10	
CAR 911 TIME 2:04.713 DELETED TRACK LIMITS AT T 10	
CAR 25 TIME 2:05.336 DELETED TRACK LIMITS AT T 10	
CAR 18 TIME 2:02.612 DELETED TRACK LIMITS AT T 10	
CAR 3 TIME 2:02.891 DELETED TRACK LIMITS AT T 10	
CAR 63 TIME 2:04.157 DELETED TRACK LIMITS AT T 10	
CAR 63 TIME 2:04.157 DELETED TRACK LIMITS AT T 10	
CAR 777 TIME 2:02.887 DELETED TRACK LIMITS AT T 10	
CAR 9 TIME 2:03.502 DELETED TRACK LIMITS AT T 10	
CAR 73 TIME 2:02.962 DELETED TRACK LIMITS AT T 10	
CAR 25 TIME 2:04.548 DELETED TRACK LIMITS AT T 10	
CAR 18 TIME 2:02.300 DELETED TRACK LIMITS AT T 10	
CAR 3 TIME 3:15.440 DELETED TRACK LIMITS AT T 10	
CAR 63 TIME 2:03.988 DELETED TRACK LIMITS AT T 10	
CAR 11 TIME 2:11.728 DELETED TRACK LIMITS AT T 10	
CAR 777 TIME 3:09.249 DELETED TRACK LIMITS AT T 10	
CAR 1007 TIME 2:25.907 DELETED TRACK LIMITS AT T 10	
CAR 77 TIME 2:03.866 DELETED TRACK LIMITS AT T 7	
CAR 3 TIME 2:19.102 DELETED TRACK LIMITS AT T 7	
CAR 25 TIME 2:03.759 DELETED TRACK LIMITS AT T 10	
CAR 72 TIME 2:03.254 DELETED TRACK LIMITS AT T 10	
CAR 25 TIME 2:03.898 DELETED TRACK LIMITS AT T 7	
CAR 77 TIME 2:03.642 DELETED TRACK LIMITS AT T 7	
CAR 911 TIME 5:09.597 DELETED TRACK LIMITS AT T 7	
CAR 3 TIME 2:02.653 DELETED TRACK LIMITS AT T 7	
CAR 777 TIME 2:20.079 DELETED TRACK LIMITS AT T 10	
CAR 11 TIME 2:06.388 DELETED TRACK LIMITS AT T 10	
CAR 63 TIME 2:11.862 DELETED TRACK LIMITS AT T 10	
CAR 11 TIME 2:10.149 DELETED TRACK LIMITS AT T 10	
CAR 19 TIME 2:03.987 DELETED TRACK LIMITS AT T 10	
CAR 786 TIME 2:17.469 DELETED TRACK LIMITS AT T 10	
CAR 1007 TIME 2:08.168 DELETED TRACK LIMITS AT T 7	
CAR 786 TIME 2:12.405 DELETED TRACK LIMITS AT T 7	
CAR 777 TIME 2:03.090 DELETED TRACK LIMITS AT T 10	
CAR 72 TIME 2:24.153 DELETED TRACK LIMITS AT T 10	

Published at:.....

Track Temp: **42.7 °C** Air Temp: **25.9 °C** Humidity: **37 %** Track Status: **DRY**

**Stewards:**

**Race Director:**

Neus Santamaria Sanromà

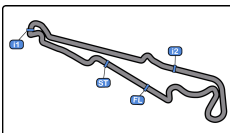
**Timekeeper:**

Luis Angel Garcia Nuñez

DPB/I-0036-ESP

JOB/I-0030-ESP





**Paul Ricard**  
**International GT Open**  
**Free Practice - 1**



**Provisional Results by Category**

Paul Ricard 5.822 m.

- CAR 72 TIME 2:05.735 DELETED TRACK LIMITS AT T 7
- CAR 77 TIME 2:19.095 DELETED TRACK LIMITS AT T 7
- CAR 33 TIME 2:31.919 DELETED TRACK LIMITS AT T 10
- CAR 25 TIME 2:09.029 DELETED TRACK LIMITS AT T 10
- CAR 11 TIME 2:09.547 DELETED TRACK LIMITS AT T 10
- CAR 19 TIME 2:05.979 DELETED TRACK LIMITS AT T 10
- CAR 19 TIME 2:04.882 DELETED TRACK LIMITS AT T 10
- CAR 777 TIME 2:27.777 DELETED TRACK LIMITS AT T 7
- CAR 63 TIME 2:09.842 DELETED TRACK LIMITS AT T 7
- CAR 19 TIME 2:04.154 DELETED TRACK LIMITS AT T 10
- CAR 18 TIME 2:06.773 DELETED TRACK LIMITS AT T 7
- CAR 54 TIME 2:06.331 DELETED TRACK LIMITS AT T 7
- CAR 25 TIME 2:06.582 DELETED TRACK LIMITS AT T 10
- CAR 11 TIME 2:08.460 DELETED TRACK LIMITS AT T 10
- CAR 63 TIME 3:09.932 DELETED TRACK LIMITS AT T 7
- CAR 55 TIME 2:11.166 DELETED TRACK LIMITS AT T 7
- CAR 9 TIME 2:09.643 DELETED TRACK LIMITS AT T 7
- CAR 25 TIME 2:07.093 DELETED TRACK LIMITS AT T 10
- CAR 5 TIME 2:25.059 DELETED TRACK LIMITS AT T 10
- CAR 19 TIME 2:04.526 DELETED TRACK LIMITS AT T 10
- CAR 1007 TIME 2:08.021 DELETED TRACK LIMITS AT T 10
- CAR 25 TIME 11:33:15.394 DELETED TRACK LIMITS AT T 10
- CAR 911 TIME 2:06.274 DELETED TRACK LIMITS AT T 10
- CAR 5 TIME 2:22.330 DELETED TRACK LIMITS AT T 10
- CAR 19 TIME 2:16.496 DELETED TRACK LIMITS AT T 10
- CAR 63 TIME 2:19.121 DELETED TRACK LIMITS AT T 7
- CAR 55 TIME 11:33:05.045 DELETED TRACK LIMITS AT T 7
- CAR 33 TIME 2:10.422 DELETED TRACK LIMITS AT T 10
- CAR 9 TIME 2:08.785 DELETED TRACK LIMITS AT T 7
- CAR 1007 TIME 2:05.515 DELETED TRACK LIMITS AT T 7
- CAR 63 TIME 2:05.184 DELETED TRACK LIMITS AT T 7
- CAR 55 TIME 2:09.020 DELETED TRACK LIMITS AT T 7
- CAR 18 TIME 2:27.551 DELETED TRACK LIMITS AT T 10
- CAR 11 TIME 4:37.285 DELETED TRACK LIMITS AT T 7
- CAR 5 TIME 2:15.013 DELETED TRACK LIMITS AT T 10

Published at:.....

Track Temp: **42.7 °C** Air Temp: **25.9 °C** Humidity: **37 %** Track Status: **DRY**

**Stewards:**

**Race Director:**

Neus Santamaria Sanromà

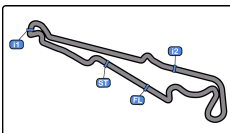
**Timekeeper:**

Luis Angel Garcia Nuñez

DPB/I-0036-ESP

JOB/I-0030-ESP





**Paul Ricard**  
**International GT Open**  
**Free Practice - 1**



**Provisional Results by Category**

Paul Ricard 5.822 m

- CAR 3 TIME 2:10.265 DELETED TRACK LIMITS AT T 10
- CAR 33 TIME 2:08.621 DELETED TRACK LIMITS AT T 10
- CAR 777 TIME 2:21.455 DELETED TRACK LIMITS AT T 7
- CAR 9 TIME 2:08.263 DELETED TRACK LIMITS AT T 10
- CAR 25 TIME 2:24.619 DELETED TRACK LIMITS AT T 10
- CAR 63 TIME 2:05.956 DELETED TRACK LIMITS AT T 10
- CAR 18 TIME 2:05.133 DELETED TRACK LIMITS AT T 10
- CAR 25 TIME 2:07.003 DELETED TRACK LIMITS AT T 10
- CAR 63 TIME 2:16.012 DELETED TRACK LIMITS AT T 10
- CAR 786 TIME 2:19.446 DELETED TRACK LIMITS AT T 7

Published at:.....

Track Temp: **42.7 °C** Air Temp: **25.9 °C** Humidity: **37 %** Track Status: **DRY**

**Stewards:**

**Race Director:**

Neus Santamaria Sanromà

**Timekeeper:**

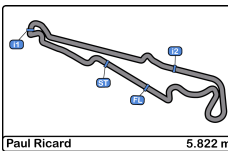
Luis Angel Garcia Nuñez

DPB/I-0036-ESP

JOB/I-0030-ESP







**Paul Ricard**  
**International GT Open**  
**Free Practice - 1**  
**Provisional Results by Class**



Cls	Nº	Entrant/Team	Nat	Driver 1	Nat	Driver 2	Nat	Vehicle	Cat	Cls	Laps	Best	Time	Gap	Interval	Km/h
<b>International GT Open</b>																
1	133	Kessel Racing	CH	Murat Ruhi Cuhadaroglu	TR	David Fumanelli	IT	Ferrari 488 GT3 Evo	PROAM	1	11	7	2:02.405			171.2
2	3	Aust Motorsport	DE	Dino Steiner	DE	Max Hofer	AT	Audi R8 LMS GT3 evo II	PROAM	2	17	12	2:02.814	0.409	0.409	170.6
3	54	SPS Automotive Performance	DE	Dexter Müller	CH	Yannick Mettler	CH	Mercedes AMG GT3 - 2020	PROAM	3	18	6	2:03.020	0.615	0.206	170.3
4	33	Team GT	DE	Bernhard Laber	DE	Alain Valente	CH	Mercedes AMG GT3 EVO - 2021	PROAM	4	21	5	2:03.090	0.685	0.070	170.2
5	777	Olimp Racing	PL	Marcin Jedlinski	PL	Karol Basz	PL	Audi R8 GT3	PROAM	5	18	7	2:03.173	0.768	0.083	170.1
6	9	GetSpeed Performance	DE	Janine Shoffner	GB	Moritz Kranz	DE	Mercedes AMG GT3 - 2022	PROAM	6	24	15	2:03.303	0.898	0.130	169.9
7	73	Kessel Racing	CH	Roman Ziemian	PL	Axcil Jefferies	GB	Ferrari 488 GT3 Evo	PROAM	7	22	3	2:03.730	1.325	0.427	169.3
8	25	Mann Filter Team Landgraf	DE	Alexander Hrachowina	AT	Martin Konrad	AT	Mercedes AMG GT3 EVO - 2021	AM	1	22	9	2:03.783	1.378	0.053	169.3
9	63	Oregon Team	IT	Benjamin Hites	CH	Leonardo Pulcini	IT	Lamborghini Huracan GT3 EVO MY2022	PRO	1	20	6	2:03.789	1.384	0.006	169.3
10	19	Oregon Team	IT	Kevin Gilardoni	CH	Glenn Van Berlo	US	Lamborghini Huracan GT3 EVO MY2022	PRO	2	22	7	2:03.892	1.487	0.103	169.1
11	55	AF Corse	IT	Laurent De Meeus	BE	Jamie Stanley	GB	Ferrari 488 GT3 Evo	AM*	2	20	4	2:04.029	1.624	0.137	168.9
12	72	Optimum Motorsport	GB	Nick Moss	GB	Joe Osborne	GB	McLaren 720 S GT3	PRO	3	23	23	2:04.166	1.761	0.137	168.7
13	77	Kessel Racing	CH	Omar Jackson	GB	Charles Hollings	GB	Ferrari 488 GT3 Evo	AM*	3	20	4	2:04.172	1.767	0.006	168.7
14	18	Theeba Motorsport	SA	Reema Juffali	SA	Adam Christodoulou	GB	Mercedes AMG GT3 - 2022	PROAM*	8	20	3	2:04.276	1.871	0.104	168.6
15	911	GetSpeed Performance	DE	Sébastien Baud	FR	Steve Jans	LU	Mercedes AMG GT3 - 2022	PROAM*	9	20	9	2:04.889	2.484	0.613	167.8
16	007	Street Art Racing	BE	Pascal Bachmann	CH			Aston Martin GT3 AMR MY2019	AM	4	16	7	2:05.349	2.944	0.460	167.2
17	11	Kessel Racing	CH	Stephen Earle	US	Erwin Zanotti	IT	Ferrari 488 GT3 Evo	AM	5	21	8	2:05.647	3.242	0.298	166.8
18	5	Olimp Racing	PL	Stanislaw Jedlinski	PL	Krystian Korzeniowski	PL	Ferrari 488 GT3 MY 2021	AM	6	16	8	2:05.723	3.318	0.076	166.7
19	786	GetSpeed Performance	DE	Kiki Sak Nana	TH	Adam Osieka	DE	Mercedes AMG GT3 - 2022	AM	7	23	7	2:05.881	3.476	0.158	166.5

**\* PENALTIES**

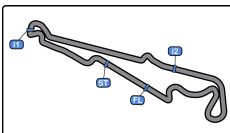
- CAR 33 TIME 2:03.622 DELETED TRACK LIMITS AT T 10
- CAR 786 TIME 2:05.783 DELETED TRACK LIMITS AT T 10
- CAR 19 TIME 2:05.799 DELETED TRACK LIMITS AT T 10
- CAR 1007 TIME 2:23.413 DELETED TRACK LIMITS AT T 10
- CAR 777 TIME 2:06.603 DELETED TRACK LIMITS AT T 10
- CAR 133 TIME 2:03.567 DELETED TRACK LIMITS AT T 10
- CAR 25 TIME 2:05.078 DELETED TRACK LIMITS AT T 10
- CAR 33 TIME 2:03.398 DELETED TRACK LIMITS AT T 10
- CAR 9 TIME 2:05.856 DELETED TRACK LIMITS AT T 10
- CAR 73 TIME 2:03.984 DELETED TRACK LIMITS AT T 10
- CAR 911 TIME 2:04.713 DELETED TRACK LIMITS AT T 10
- CAR 25 TIME 2:05.336 DELETED TRACK LIMITS AT T 10

Published at:.....

Track Temp: 42.7 °C Air Temp: 25.9 °C Humidity: 37 % Track Status: DRY

<b>Stewards:</b>	<b>Race Director:</b> Neus Santamaría Sanromá DPB/I-0036-ESP	<b>Timekeeper:</b> Luis Angel García Nuñez  JOB/I-0030-ESP
------------------	---	--





**Paul Ricard**  
**International GT Open**  
**Free Practice - 1**



**Provisional Results by Class**

Paul Ricard 5.822 m.

- CAR 18 TIME 2:02.612 DELETED TRACK LIMITS AT T 10
- CAR 3 TIME 2:02.891 DELETED TRACK LIMITS AT T 10
- CAR 63 TIME 2:04.157 DELETED TRACK LIMITS AT T 10
- CAR 63 TIME 2:04.157 DELETED TRACK LIMITS AT T 10
- CAR 777 TIME 2:02.887 DELETED TRACK LIMITS AT T 10
- CAR 9 TIME 2:03.502 DELETED TRACK LIMITS AT T 10
- CAR 73 TIME 2:02.962 DELETED TRACK LIMITS AT T 10
- CAR 25 TIME 2:04.548 DELETED TRACK LIMITS AT T 10
- CAR 18 TIME 2:02.300 DELETED TRACK LIMITS AT T 10
- CAR 3 TIME 3:15.440 DELETED TRACK LIMITS AT T 10
- CAR 63 TIME 2:03.988 DELETED TRACK LIMITS AT T 10
- CAR 11 TIME 2:11.728 DELETED TRACK LIMITS AT T 10
- CAR 777 TIME 3:09.249 DELETED TRACK LIMITS AT T 10
- CAR 1007 TIME 2:25.907 DELETED TRACK LIMITS AT T 10
- CAR 77 TIME 2:03.866 DELETED TRACK LIMITS AT T 7
- CAR 3 TIME 2:19.102 DELETED TRACK LIMITS AT T 7
- CAR 25 TIME 2:03.759 DELETED TRACK LIMITS AT T 10
- CAR 72 TIME 2:03.254 DELETED TRACK LIMITS AT T 10
- CAR 25 TIME 2:03.898 DELETED TRACK LIMITS AT T 7
- CAR 77 TIME 2:03.642 DELETED TRACK LIMITS AT T 7
- CAR 911 TIME 5:09.597 DELETED TRACK LIMITS AT T 7
- CAR 3 TIME 2:02.653 DELETED TRACK LIMITS AT T 7
- CAR 777 TIME 2:20.079 DELETED TRACK LIMITS AT T 10
- CAR 11 TIME 2:06.388 DELETED TRACK LIMITS AT T 10
- CAR 63 TIME 2:11.862 DELETED TRACK LIMITS AT T 10
- CAR 11 TIME 2:10.149 DELETED TRACK LIMITS AT T 10
- CAR 19 TIME 2:03.987 DELETED TRACK LIMITS AT T 10
- CAR 786 TIME 2:17.469 DELETED TRACK LIMITS AT T 10
- CAR 1007 TIME 2:08.168 DELETED TRACK LIMITS AT T 7
- CAR 786 TIME 2:12.405 DELETED TRACK LIMITS AT T 7
- CAR 777 TIME 2:03.090 DELETED TRACK LIMITS AT T 10
- CAR 72 TIME 2:24.153 DELETED TRACK LIMITS AT T 10
- CAR 72 TIME 2:05.735 DELETED TRACK LIMITS AT T 7
- CAR 77 TIME 2:19.095 DELETED TRACK LIMITS AT T 7
- CAR 33 TIME 2:31.919 DELETED TRACK LIMITS AT T 10

Published at:.....

Track Temp: **42.7 °C** Air Temp: **25.9 °C** Humidity: **37 %** Track Status: **DRY**

**Stewards:**

**Race Director:**

Neus Santamaria Sanromà

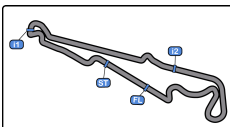
**Timekeeper:**

Luis Angel Garcia Nuñez

DPB/I-0036-ESP

JOB/I-0030-ESP





**Paul Ricard**  
**International GT Open**  
**Free Practice - 1**



**Provisional Results by Class**

- Paul Ricard 5.822 m
- CAR 25 TIME 2:09.029 DELETED TRACK LIMITS AT T 10
- CAR 11 TIME 2:09.547 DELETED TRACK LIMITS AT T 10
- CAR 19 TIME 2:05.979 DELETED TRACK LIMITS AT T 10
- CAR 19 TIME 2:04.882 DELETED TRACK LIMITS AT T 10
- CAR 777 TIME 2:27.777 DELETED TRACK LIMITS AT T 7
- CAR 63 TIME 2:09.842 DELETED TRACK LIMITS AT T 7
- CAR 19 TIME 2:04.154 DELETED TRACK LIMITS AT T 10
- CAR 18 TIME 2:06.773 DELETED TRACK LIMITS AT T 7
- CAR 54 TIME 2:06.331 DELETED TRACK LIMITS AT T 7
- CAR 25 TIME 2:06.582 DELETED TRACK LIMITS AT T 10
- CAR 11 TIME 2:08.460 DELETED TRACK LIMITS AT T 10
- CAR 63 TIME 3:09.932 DELETED TRACK LIMITS AT T 7
- CAR 55 TIME 2:11.166 DELETED TRACK LIMITS AT T 7
- CAR 9 TIME 2:09.643 DELETED TRACK LIMITS AT T 7
- CAR 25 TIME 2:07.093 DELETED TRACK LIMITS AT T 10
- CAR 5 TIME 2:25.059 DELETED TRACK LIMITS AT T 10
- CAR 19 TIME 2:04.526 DELETED TRACK LIMITS AT T 10
- CAR 1007 TIME 2:08.021 DELETED TRACK LIMITS AT T 10
- CAR 25 TIME 11:33:15.394 DELETED TRACK LIMITS AT T 10
- CAR 911 TIME 2:06.274 DELETED TRACK LIMITS AT T 10
- CAR 5 TIME 2:22.330 DELETED TRACK LIMITS AT T 10
- CAR 19 TIME 2:16.496 DELETED TRACK LIMITS AT T 10
- CAR 63 TIME 2:19.121 DELETED TRACK LIMITS AT T 7
- CAR 55 TIME 11:33:05.045 DELETED TRACK LIMITS AT T 7
- CAR 33 TIME 2:10.422 DELETED TRACK LIMITS AT T 10
- CAR 9 TIME 2:08.785 DELETED TRACK LIMITS AT T 7
- CAR 1007 TIME 2:05.515 DELETED TRACK LIMITS AT T 7
- CAR 63 TIME 2:05.184 DELETED TRACK LIMITS AT T 7
- CAR 55 TIME 2:09.020 DELETED TRACK LIMITS AT T 7
- CAR 18 TIME 2:27.551 DELETED TRACK LIMITS AT T 10
- CAR 11 TIME 4:37.285 DELETED TRACK LIMITS AT T 7
- CAR 5 TIME 2:15.013 DELETED TRACK LIMITS AT T 10
- CAR 3 TIME 2:10.265 DELETED TRACK LIMITS AT T 10
- CAR 33 TIME 2:08.621 DELETED TRACK LIMITS AT T 10
- CAR 777 TIME 2:21.455 DELETED TRACK LIMITS AT T 7

Published at:.....

Track Temp: **42.7 °C** Air Temp: **25.9 °C** Humidity: **37 %** Track Status: **DRY**

**Stewards:**

**Race Director:**

Neus Santamaria Sanromà

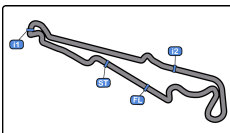
**Timekeeper:**

Luis Angel Garcia Nuñez

DPB/I-0036-ESP

JOB/I-0030-ESP





**Paul Ricard**  
**International GT Open**  
**Free Practice - 1**  
**Provisional Results by Class**

Paul Ricard 5.822 m

- CAR 9 TIME 2:08.263 DELETED TRACK LIMITS AT T 10
- CAR 25 TIME 2:24.619 DELETED TRACK LIMITS AT T 10
- CAR 63 TIME 2:05.956 DELETED TRACK LIMITS AT T 10
- CAR 18 TIME 2:05.133 DELETED TRACK LIMITS AT T 10
- CAR 25 TIME 2:07.003 DELETED TRACK LIMITS AT T 10
- CAR 63 TIME 2:16.012 DELETED TRACK LIMITS AT T 10
- CAR 786 TIME 2:19.446 DELETED TRACK LIMITS AT T 7



Published at:.....

Track Temp: **42.7 °C** Air Temp: **25.9 °C** Humidity: **37 %** Track Status: **DRY**

**Stewards:**

**Race Director:**

Neus Santamaria Sanromà

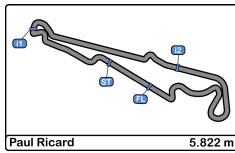
**Timekeeper:**

Luis Angel Garcia Nuñez

DPB/I-0036-ESP

JOB/I-0030-ESP



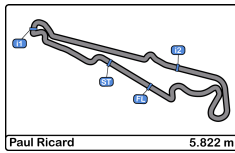


**Paul Ricard**  
**International GT Open**  
**Free Practice - 1**  
**Lap Analysis**



3							9								
Dino Steiner							Audi R8 LMS GT3 evo II								
PROAM							PROAM								
Max Hofer							Moritz Kranz								
Aust Motorsport							GetSpeed Performance								
Lap	D	Time	Sector 1	Sector 2	Sector 3	T. Spd	Elapsed	Lap	D	Time	Sector 1	Sector 2	Sector 3	T. Spd	Elapsed
1		11:33:31.415	11:31:58.859	38.853	53.703	145.9	11:33:31.415	1		11:30:03.623	11:28:30.747	39.489	53.387	148.9	11:30:03.623
2		2:04.217	33.998	37.832	52.387	242.1	11:35:35.632	2		2:05.044	34.430	38.005	52.609	241.6	11:32:08.667
3		<del>2:02.894</del>	33.556	37.312	52.023	243.2	11:37:38.523	3		2:04.554	34.184	37.954	52.416	243.2	11:34:13.221
4		3:45.440 P	33.993	37.699	2:03.748	242.6	11:40:53.963	4		<del>2:05.856</del>	33.924	38.053	53.879	243.2	11:36:19.077
5		2:49.402	49.562	37.517	52.023	148.9	11:43:13.065	5		<del>2:03.502</del>	33.798	37.580	52.124	242.6	11:38:22.579
6		<del>2:02.653</del>	33.504	37.284	51.865	242.6	11:45:15.718	6		2:10.502 P	34.037	37.669	58.796	243.2	11:40:33.081
7		2:03.111	33.458	37.389	52.264	243.7	11:47:18.829	7		3:33.863	1:54.986	41.520	57.357	129.3	11:44:06.944
8		14:18.728 P	33.571	37.483	13:07.674	242.6	12:01:37.557	8		2:14.212	37.722	40.320	56.170	241.0	11:46:21.156
9		7:09.463 P	2:19.240	43.341	4:06.882	142.8	12:08:47.020	9		2:11.064	36.636	39.491	54.937	242.1	11:48:32.220
10		2:19.474	49.631	37.654	52.189	147.3	12:11:06.494	10		2:10.746	36.162	39.160	55.424	243.2	11:50:42.966
11		2:03.386	33.779	37.331	52.276	244.3	12:13:09.880	11		2:11.853	36.998	39.529	55.326	243.7	11:52:54.819
12		2:02.814	33.572	37.235	52.007	243.2	12:15:12.694	12		3:06.510 P	36.016	59.544	1:30.950	241.0	11:56:01.329
13		3:28.449 P	33.580	37.290	2:17.579	243.2	12:18:41.143	13		9:31.003	7:58.662	38.114	54.227	147.9	12:05:32.332
14		2:32.638	56.406	40.258	55.974	126.0	12:21:13.781	14		2:03.972	33.850	37.644	52.478	243.7	12:07:36.304
15		<del>2:49.265</del>	35.766	39.053	55.446	241.6	12:23:24.046	15		2:03.303	33.708	37.665	51.930	243.2	12:09:39.607
16		2:13.844		2:52.586	55.757	241.6	12:25:37.890	16		2:03.678	33.829	37.628	52.221	243.7	12:11:43.285
17		2:11.501	35.451	39.135	56.915	242.6	12:27:49.391	17		2:06.690	33.783	37.473	55.434	244.3	12:13:49.975
18			41.802	41.363		161.9		18		<del>2:09.643</del> P	33.747	37.371	58.525	245.4	12:15:59.618
5							19								
Stanislaw Jedlinski							Ferrari 488 GT3 MY 2021								
AM							AM								
Krystian Korzeniewski							Olimp Racing								
Lap	D	Time	Sector 1	Sector 2	Sector 3	T. Spd	Elapsed	Lap	D	Time	Sector 1	Sector 2	Sector 3	T. Spd	Elapsed
1		11:32:24.529			11:32:24.529		11:32:24.529	19		3:12.631	1:39.052	39.100	54.479	151.2	12:19:12.249
2		2:09.238			11:34:33.767		11:34:33.767	20		<del>2:08.785</del>	35.714	38.651	54.420	241.6	12:21:21.034
3		2:05.966			11:36:39.733		11:36:39.733	21		2:11.229	36.174	38.866	56.189	243.7	12:23:32.263
4		2:05.732			11:38:45.465		11:38:45.465	22		<del>2:08.263</del>	35.481	38.552	54.230	242.6	12:25:40.526
5		8:11.694 P			11:46:57.159		11:46:57.159	23		2:09.400	35.634	38.494	55.272	244.3	12:27:49.926
6		2:26.366	51.322	38.523	56.521	147.1	11:49:23.525	24		2:49.188 P	45.549	43.909	1:19.730	124.4	12:30:39.114
7		2:07.060	34.485	37.810	54.765	244.8	11:51:30.585	11							
8		2:05.723	34.198	38.129	53.396	245.4	11:53:36.308	Stephen Earle							
9		17:25.259 P	39.915	43.494	16:01.850	198.8	12:11:01.567	Ferrari 488 GT3 Evo							
10		2:52.624	1:06.560	42.595	1:03.469	114.4	12:13:54.191	AM							
11		<del>2:25.959</del>	40.702	41.076	1:03.281	241.0	12:16:19.250	Erwin Zanotti							
12		<del>2:22.330</del>	40.247	42.282	59.801	240.5	12:18:41.580	Kessel Racing							
13		2:20.569	39.662	42.351	58.556	241.6	12:21:02.149	Lap	D	Time	Sector 1	Sector 2	Sector 3	T. Spd	Elapsed
14		<del>2:45.943</del>	37.468	39.847	57.698	242.6	12:23:17.162	1		11:31:57.022 P	11:29:58.600	45.123	1:13.299	133.1	11:31:57.022
15		2:15.032	37.515	40.158	57.359	242.1	12:25:32.194	2		3:48.006	2:00.587	46.347	1:01.072	138.9	11:35:45.028
16		2:16.918	37.418	40.960	58.540	242.6	12:27:49.112	3		2:11.081	35.804	39.835	55.442	244.3	11:37:56.109
17			43.752	41.556		130.9		4		<del>2:44.728</del>	38.104	38.901	54.723	244.3	11:40:07.837
								5		2:06.811	34.953	38.208	53.650	245.4	11:42:14.648
								6		<del>2:06.388</del>	34.580	37.992	53.816	245.4	11:44:21.036
								7		<del>2:40.149</del>	34.725	38.182	57.242	243.7	11:46:31.185
								8		2:05.647	34.424	37.641	53.582	244.8	11:48:36.832
								9		2:16.458 P	34.633	37.894	1:03.931	244.8	11:50:53.290
								10		4:14.877 P	2:21.815	40.457	1:12.605	145.5	11:55:08.167
								11		10:29.904	8:53.790	39.933	56.181	143.6	12:05:38.071
								12		<del>2:09.547</del>	35.541	38.921	55.085	243.7	12:07:47.618
								13		2:08.193	35.430	38.544	54.219	242.6	12:09:55.811
								14		2:08.179	35.201	38.432	54.546	243.7	12:12:03.990
								15		<del>2:08.460</del>	35.268	38.614	54.578	243.7	12:14:12.450
								16		2:07.931	34.922	38.568	54.441	243.2	12:16:20.381
								17		2:27.619 P	39.693	42.136	1:05.790	243.7	12:18:48.000
								18		<del>4:37.285</del>	2:58.812	39.505	58.968	141.7	12:23:25.285
								19		2:09.059	35.858	39.179	54.022	243.7	12:25:34.344
								20		2:12.620	35.446	40.969	56.205	245.4	12:27:46.964
								21		2:25.793 P	35.053	38.853	1:11.887	244.8	12:30:12.757





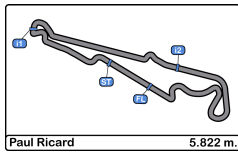
**Paul Ricard**  
**International GT Open**  
**Free Practice - 1**  
**Lap Analysis**



18							25							
Reema Juffali							Alexander Hrachowina							
Mercedes AMG GT3 - 2022							Mercedes AMG GT3 EVO - 2021							
PROAM* Adam Christodoulou							Mann Filter Team Landgraf							
Theeba Motorsport							AM							
Lap	D	Time	Sector 1	Sector 2	Sector 3	T. Spd	Lap	D	Time	Sector 1	Sector 2	Sector 3	T. Spd	Elapsed
1		11:31:21.548	11:29:45.651	40.445	55.452	142.8	1		11:31:46.394	11:31:42.284	38.821	54.289	147.3	11:33:15.394
2		2:05.572	34.867	38.237	52.468	241.6	2		<del>2:06.078</del>	34.033	37.874	53.171	240.5	11:35:20.472
3		<b>2:04.276</b>	33.775	38.420	52.081	243.2	3		<del>2:05.336</del>	34.058	38.125	53.153	240.5	11:37:25.808
4		<del>2:02.642</del>	33.609	37.314	51.689	242.1	4		<del>2:04.548</del>	34.100	37.884	52.564	240.5	11:39:30.356
5		<del>2:02.300</del>	33.563	<b>37.288</b>	<b>51.449</b>	243.2	5		<del>2:03.769</del>	33.835	37.698	<b>52.226</b>	241.0	11:41:34.115
6		5:47.619 P	<b>33.532</b>	37.552	4:36.535	243.2	6		<del>2:03.898</del>	33.832	37.787	52.279	241.0	11:43:38.013
7		2:29.731	54.524	39.952	55.255	140.6	7		2:03.980	33.859	37.638	52.483	240.5	11:45:41.993
8		2:07.663	34.918	38.714	54.031	242.1	8		2:04.275	33.994	37.729	52.552	241.0	11:47:46.268
9		2:06.250	34.402	38.093	53.755	243.2	9		<b>2:03.783</b>	<b>33.775</b>	37.629	52.379	240.5	11:49:50.051
10		12:20.709 P	34.388	38.078	11:08.243	242.6	10		2:06.117	33.784	38.007	54.326	241.6	11:51:56.168
11		2:23.266	51.393	38.657	53.216	149.5	11		9:24.691 P	33.850	37.661	8:13.180	241.0	12:01:20.859
12		2:06.569	34.533	38.053	53.983	240.5	12		3:59.478	2:23.594	39.506	56.378	140.8	12:05:20.337
13		<del>2:06.773</del>	34.630	38.155	53.988	242.1	13		<del>2:00.029</del>	34.768	39.232	55.029	240.5	12:07:29.366
14		2:06.059	34.323	37.808	53.928	242.1	14		2:04.039	34.409	<b>35.353</b>	54.277	239.4	12:09:33.405
15		2:05.553	34.325	37.783	53.445	243.7	15		2:07.908	34.401	38.368	55.139	240.0	12:11:41.313
16		4:05.901 P	34.273	37.711	2:53.917	242.6	16		<del>2:06.582</del>	34.439	37.965	54.178	240.0	12:13:47.895
17		<del>2:27.554</del>	53.303	40.435	53.813	149.1	17		<del>2:07.093</del>	34.374	38.062	54.657	241.0	12:15:54.988
18		2:05.124	34.177	38.004	52.943	242.1	18		2:06.918	34.544	37.890	54.484	240.0	12:18:01.906
19		2:04.942	34.138	37.898	52.906	242.1	19		2:06.531	34.353	37.890	54.288	240.5	12:20:08.437
20		<del>2:05.433</del>	34.227	37.841	53.065	242.6	20		3:16.212 P	34.580	38.260	2:03.372	240.5	12:23:24.649
21		35.080	40.344		243.2		21		<del>2:24.649</del>	50.573	39.074	54.972	152.3	12:25:49.268
22							22		<del>2:07.003</del>	34.650	38.170	54.183	241.6	12:27:56.271
23							23			40.170	44.626	240.0		

19							33							
Kevin Gilardoni							Bernhard Laber							
Lamborghini Huracan GT3 EVO MY2022							Mercedes AMG GT3 EVO - 2021							
PRO Glenn Van Berlo							PROAM Alain Valente							
Oregon Team							Team GT							
Lap	D	Time	Sector 1	Sector 2	Sector 3	T. Spd	Lap	D	Time	Sector 1	Sector 2	Sector 3	T. Spd	Elapsed
1		11:29:48.634	11:28:14.015	39.635	54.984	144.7	1		11:29:31.000	11:27:58.746	38.690	53.564	148.7	11:29:31.000
2		2:06.701	34.529	38.097	54.075	238.9	2		2:05.323	34.873	37.855	52.595	241.6	11:31:36.323
3		<del>2:05.799</del>	34.479	37.789	53.531	240.5	3		<del>2:03.622</del>	33.912	37.604	52.106	243.7	11:33:39.945
4		2:04.820	34.322	37.705	52.793	241.0	4		<del>2:03.398</del>	<b>33.783</b>	37.437	52.178	243.2	11:35:43.343
5		2:06.526	33.905	37.678	54.943	241.0	5		<b>2:03.090</b>	33.787	<b>37.283</b>	<b>52.020</b>	242.6	11:37:46.433
6		2:04.759	34.100	37.729	52.930	240.5	6		2:03.383	33.784	37.499	52.100	243.2	11:39:49.816
7		<b>2:03.892</b>	33.919	37.495	<b>52.478</b>	241.6	7		2:03.753	33.962	37.681	52.110	243.7	11:41:53.569
8		2:04.713	33.826	<b>37.442</b>	53.445	241.6	8		2:06.252	34.658	39.274	52.320	243.7	11:43:59.821
9		<del>2:03.987</del>	33.833	37.529	52.625	240.5	9		4:48.123 P	33.830	37.480	3:36.813	243.7	11:48:47.944
10		2:10.195 P	34.032	37.618	58.545	241.0	10		2:35.815	57.445	41.226	57.144	125.8	11:51:23.759
11		5:44.152 P	4:03.331	37.835	1:02.986	123.0	11		2:29.954	35.326	51.982	1:02.646	239.4	11:53:53.713
12		11:40.003	10:02.981	40.392	56.630	126.3	12		10:18.943 P	48.012	48.213	8:42.718	145.7	12:04:12.656
13		<del>2:05.979</del>	34.445	38.281	53.253	239.4	13		<del>2:31.949</del>	53.882	40.839	57.198	138.1	12:06:44.575
14		<del>2:04.882</del>	34.014	37.979	52.889	240.0	14		2:11.089	36.062	39.388	55.639	239.4	12:08:55.664
15		<del>2:04.154</del>	33.803	37.808	52.543	240.0	15		2:10.555	35.148	39.138	56.269	241.6	12:11:06.219
16		2:17.342	33.732	37.937	1:05.673	241.0	16		2:11.396	36.074	39.286	56.036	241.0	12:13:17.615
17		<del>2:04.526</del>	33.872	37.759	52.895	239.4	17		2:10.970	36.000	39.466	55.504	242.1	12:15:28.585
18		<del>2:16.406</del> P	33.724	37.784	1:04.988	240.5	18		2:09.507	35.477	39.100	54.930	241.6	12:17:38.092
19		3:24.791	1:41.267	40.497	1:03.027	144.7	19		<del>2:10.422</del>	35.577	39.359	55.486	242.1	12:19:48.514
20		2:04.316	33.958	37.802	52.556	239.4	20		2:08.869	35.041	39.161	54.667	241.6	12:21:57.383
21		2:03.994	<b>33.705</b>	37.763	52.526	240.0	21		<del>2:08.624</del>	34.992	38.927	54.702	242.6	12:24:06.004
22		2:14.405 P	33.845	37.846	1:02.714	240.0	22			35.695	40.559	242.1		





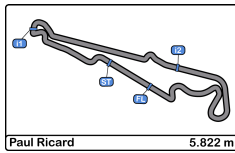
**Paul Ricard**  
**International GT Open**  
**Free Practice - 1**  
**Lap Analysis**



54							63										
PROAM			Dexter Müller				Mercedes AMG GT3 - 2020				PRO			Benjamin Hites			
			Yannick Mettler				SPS Automotive Performance				Leonardo Pulcini			Oregon Team			
Lap	D	Time	Sector 1	Sector 2	Sector 3	T. Spd	Elapsed	Lap	D	Time	Sector 1	Sector 2	Sector 3	T. Spd	Elapsed		
1		11:31:25.746 P	11:29:42.553	38.523	1:04.670	135.6	11:31:25.746	1		11:33:24.361	11:31:41.880	42.983	59.498	143.2	11:33:24.361		
2		2:24.015	53.250	37.825	52.940	125.1	11:33:49.761	2		2:15.099	34.769	42.140	58.190	240.0	11:35:39.460		
3		2:04.508	34.306	37.728	52.474	243.7	11:35:54.269	3		<del>2:04.157</del>	33.804	37.585	52.768	240.5	11:37:43.617		
4		2:03.790	33.818	37.603	52.369	243.7	11:37:58.059	4		<del>2:03.988</del>	33.744	37.759	52.485	240.0	11:39:47.605		
5		2:08.312	35.482	38.847	53.983	244.8	11:40:06.371	5		2:16.581	36.517	41.317	58.747	240.5	11:42:04.186		
6		2:03.020	33.591	37.433	51.996	243.7	11:42:09.391	6		2:03.789	33.969	37.623	52.197	241.0	11:44:07.975		
7		5:17.477 P	33.696	37.853	4:05.928	243.7	11:47:26.868	7		<del>2:11.862</del> P	35.570	37.669	58.623	241.6	11:46:19.837		
8		2:20.146	50.391	37.872	51.883	145.5	11:49:47.014	8		5:41.148	4:10.650	37.760	52.738	114.8	11:52:00.985		
9		2:03.131	33.765	37.549	51.817	241.0	11:51:50.145	9		2:17.634 P	37.774	39.605	1:00.255	240.0	11:54:18.619		
10		13:06.168 P	33.519	37.798	11:54.851	241.6	12:04:56.313	10		11:29.236	9:50.737	39.849	58.650	145.9	12:05:47.855		
11		2:35.183	56.386	42.592	56.205	143.0	12:07:31.496	11		2:04.700	34.379	37.750	52.571	239.4	12:07:52.555		
12		2:10.202	35.598	39.061	55.543	238.9	12:09:41.698	12		<del>2:09.842</del>	33.987	37.861	57.994	239.4	12:10:02.397		
13		2:08.869	36.054	38.679	54.136	240.5	12:11:50.567	13		2:10.209 P	33.799	37.759	58.651	238.9	12:12:12.606		
14		<del>2:06.334</del>	34.805	38.252	53.274	240.5	12:13:56.898	14		<del>3:00.032</del>	1:36.884	38.687	54.361	103.5	12:15:22.538		
15		2:08.194	35.809	38.672	53.713	241.6	12:16:05.092	15		2:05.816	34.532	38.090	53.194	238.9	12:17:28.354		
16		2:06.464	34.466	38.500	53.498	241.0	12:18:11.556	16		<del>2:19.124</del>	34.431	37.941	1:06.749	239.4	12:19:47.475		
17		2:07.140	35.034	38.278	53.828	240.0	12:20:18.696	17		<del>2:05.184</del>	34.164	37.896	53.124	238.4	12:21:52.659		
18		2:06.373	34.524	38.228	53.621	240.0	12:22:25.069	18		2:05.133	34.050	38.300	52.783	240.5	12:23:57.792		
19		34.664	38.382	241.6				19		<del>2:05.956</del>	34.185	37.924	53.847	239.4	12:26:03.748		
20								20		<del>2:16.042</del> P	34.085	37.836	1:04.091	240.0	12:28:19.760		

55							72										
AM*			Laurent De Meeus				Ferrari 488 GT3 Evo				PRO			Nick Moss			
			Jamie Stanley				AF Corse				Joe Osborne			Optimum Motorsport			
Lap	D	Time	Sector 1	Sector 2	Sector 3	T. Spd	Elapsed	Lap	D	Time	Sector 1	Sector 2	Sector 3	T. Spd	Elapsed		
1		<del>11:33:05.045</del>	11:31:33.669	38.174	53.202	146.1	11:33:05.045	1		11:29:27.287	11:27:55.644	38.130	53.513	147.3	11:29:27.287		
2		2:04.586	33.969	37.981	52.636	245.4	11:35:09.631	2		2:05.522	34.759	38.080	52.683	242.1	11:31:32.809		
3		2:04.114	33.704	37.724	52.686	244.8	11:37:13.745	3		2:04.582	34.192	37.723	52.667	242.1	11:33:37.391		
4		2:04.029	33.661	37.854	52.514	244.8	11:39:17.774	4		4:23.754 P	34.190	37.796	3:11.768	242.6	11:38:01.145		
5		7:09.559 P	33.702	37.909	5:57.948	247.1	11:46:27.333	5		2:23.740	49.365	41.408	52.967	148.5	11:40:24.885		
6		2:24.888	53.175	37.991	53.722	82.8	11:48:52.221	6		<del>2:03.254</del>	33.576	37.404	52.274	243.2	11:42:28.139		
7		2:04.531	34.361	37.670	52.500	245.4	11:50:56.752	7		4:13.028 P	33.772	37.616	3:01.640	243.7	11:46:41.167		
8		2:04.752	34.223	37.608	52.921	244.8	11:53:01.504	8		<del>2:24.153</del>	51.431	38.384	54.338	147.1	11:49:05.320		
9		8:21.604 P	34.977	54.617	6:52.010	247.1	12:01:23.108	9		2:06.616	34.796	38.019	53.801	242.1	11:51:11.936		
10		3:55.183	2:22.861	38.163	54.159	143.8	12:05:18.291	10		<del>2:05.735</del>	34.515	37.741	53.479	242.1	11:53:17.671		
11		2:04.834	34.240	37.965	52.629	242.6	12:07:23.125	11		7:35.023 P	34.976	45.086	6:14.961	242.1	12:00:52.694		
12		3:15.229 P	33.839	37.964	2:03.426	245.4	12:10:38.354	12		4:20.641	2:48.627	38.372	53.642	142.8	12:05:13.335		
13		2:40.515	59.504	42.379	58.632	87.5	12:13:18.869	13		2:05.786	34.637	38.123	53.026	240.5	12:07:19.121		
14		<del>2:11.166</del>	35.802	39.146	56.218	247.1	12:15:30.035	14		2:05.487	34.206	37.782	53.499	241.6	12:09:24.608		
15		2:16.435	35.338	41.630	59.467	245.4	12:17:46.470	15		2:04.489	34.083	37.624	52.782	241.6	12:11:29.097		
16		<del>2:10.407</del>	35.393	38.798	56.306	243.7	12:19:56.967	16		2:04.972	34.385	37.622	52.965	242.1	12:13:34.069		
17		<del>2:09.020</del>	35.587	38.838	54.595	244.8	12:22:05.987	17		2:04.400	34.036	37.678	52.686	242.1	12:15:38.469		
18		2:08.231	35.230	38.509	54.492	244.8	12:24:14.218	18		2:05.673	33.905	37.860	53.908	242.1	12:17:44.142		
19		2:08.669	35.173	38.615	54.881	243.2	12:26:22.887	19		2:10.985	34.056	37.794	59.135	243.2	12:19:55.127		
20		2:08.347	35.543	38.349	54.455	245.4	12:28:31.234	20		2:09.430	34.397	41.159	53.874	242.6	12:22:04.557		
21			35.620	46.391	244.8			21		2:04.499	34.106	37.729	52.664	243.7	12:24:09.056		
22								22		2:05.381	33.980	38.236	53.165	243.2	12:26:14.437		
23								23		2:04.166	33.824	37.612	52.730	243.2	12:28:18.603		
24								24			34.342	39.205	243.2				





**Paul Ricard**  
**International GT Open**  
**Free Practice - 1**  
**Lap Analysis**



<b>73</b>	Roman Ziemian	Ferrari 488 GT3 Evo	<b>133</b>	Murat Ruhi Cuhadaroglu	Ferrari 488 GT3 Evo
PROAM	Axcil Jefferies	Kessel Racing	PROAM	David Fumanelli	Kessel Racing

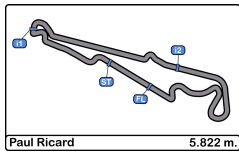
Lap	D	Time	Sector 1	Sector 2	Sector 3	T. Spd	Elapsed	Lap	D	Time	Sector 1	Sector 2	Sector 3	T. Spd	Elapsed
1		11:30:09.893	11:28:30.013	43.776	56.104	134.3	11:30:09.893	1		11:30:21.723	11:28:42.418	40.931	58.374	117.7	11:30:21.723
2		2:04.236	33.610	37.970	52.656	245.4	11:32:14.129	2		2:05.861	34.431	38.148	53.282	245.4	11:32:27.584
3		<b>2:03.730</b>	33.629	37.402	52.699	247.1	11:34:17.859	3		<del>2:03.567</del>	33.861	37.563	52.143	246.5	11:34:31.151
4		<del>2:03.984</del>	<b>33.609</b>	<b>37.328</b>	53.047	246.0	11:36:21.843	4		2:03.176	33.650	37.390	52.136	246.0	11:36:34.327
5		<del>2:02.962</del>	33.669	37.381	<b>51.912</b>	246.0	11:38:24.805	5		2:15.426 P	33.677	39.933	1:01.816	245.4	11:38:49.753
6		2:10.297 P	33.675	37.355	59.267	246.0	11:40:35.102	6		4:14.771	2:37.161	38.267	59.343	146.5	11:43:04.524
7		7:27.402	5:49.129	39.767	58.506	133.9	11:48:02.504	7		<b>2:02.405</b>	<b>33.454</b>	<b>37.195</b>	<b>51.756</b>	246.0	11:45:06.929
8		2:10.123	36.140	39.417	54.566	244.8	11:50:12.627	8		2:14.507 P	33.641	38.185	1:02.681	247.1	11:47:21.436
9		2:19.245 P	35.572	39.435	1:04.238	244.8	11:52:31.872	9		3:31.551	1:57.874	39.330	54.347	98.3	11:50:52.987
10		13:04.676	11:30.480	39.858	54.338	145.7	12:05:36.548	10		2:07.433	34.808	38.648	53.977	244.8	11:53:00.420
11		2:09.411	35.213	38.498	55.700	243.2	12:07:45.959	11		20:34.297 P			21:28.274	244.3	12:13:34.717

<b>77</b>	Omar Jackson	Ferrari 488 GT3 Evo	<b>777</b>	Marcin Jedlinski	Audi R8 GT3
AM*	Charles Hollings	Kessel Racing	PROAM	Karol Basz	Olimp Racing

Lap	D	Time	Sector 1	Sector 2	Sector 3	T. Spd	Elapsed	Lap	D	Time	Sector 1	Sector 2	Sector 3	T. Spd	Elapsed
1		11:31:43.099	11:30:08.721	39.826	54.552	134.8	11:31:43.099	1		11:32:12.874	11:30:36.484	38.621	57.769	147.7	11:32:12.874
2		2:05.384	34.747	37.702	52.935	242.1	11:33:48.483	2		<del>2:06.603</del>	35.362	37.546	53.695	246.5	11:34:19.477
3		2:04.849	34.251	37.818	52.780	242.6	11:35:53.332	3		2:03.489	33.916	37.207	52.366	247.7	11:36:22.966
4		<b>2:04.172</b>	34.245	37.398	52.529	243.7	11:37:57.504	4		<del>2:02.887</del>	33.780	<b>37.105</b>	52.002	246.5	11:38:25.853
5		<del>2:03.866</del>	34.147	37.543	<b>52.176</b>	243.7	11:40:01.370	5		<del>2:03.249</del> P	33.611	37.182	1:58.456	248.2	11:41:35.102
6		<del>2:03.642</del>	34.001	<b>37.341</b>	52.300	244.3	11:42:05.012	6		<del>2:20.079</del>	50.333	37.451	52.295	151.4	11:43:55.181
7		2:11.297 P	<b>33.993</b>	37.664	59.640	245.4	11:44:16.309	7		<b>2:03.173</b>	<b>33.329</b>	37.608	52.236	246.5	11:45:58.354
8		5:53.690	4:14.782	37.487	1:01.421	102.5	11:50:09.999	8		<del>2:03.090</del>	33.771	37.400	<b>51.919</b>	246.5	11:48:01.444
9		2:04.554	34.360	37.564	52.630	243.2	11:52:14.553	9		18:47.769 P	38.178	42.864	17:26.727	233.2	12:06:49.213
10		<del>2:19.995</del> P	34.153	37.652	1:07.290	243.2	11:54:33.648	10		2:38.299	58.783	40.920	58.596	111.9	12:09:27.512
11		11:15.084	9:36.907	39.460	58.717	103.9	12:05:48.732	11		<del>2:27.777</del>	35.836	38.845	1:13.096	243.2	12:11:55.289
12		2:09.589	35.639	38.876	55.074	242.1	12:07:58.321	12		2:10.050	35.351	38.673	56.026	244.3	12:14:05.339
13		2:07.113	34.904	38.152	54.057	242.1	12:10:05.434	13		2:10.703	35.490	38.654	56.559	243.7	12:16:16.042
14		2:09.163	34.961	38.368	55.834	242.1	12:12:14.597	14		2:07.265	35.335	38.071	53.859	244.3	12:18:23.307
15		2:08.834	35.087	38.695	55.052	242.6	12:14:23.431	15		2:06.482	35.048	37.814	53.620	246.5	12:20:29.789
16		2:16.716 P	35.129	38.548	1:03.039	242.1	12:16:40.147	16		2:06.544	34.944	37.839	53.761	246.0	12:22:36.333
17		6:28.712	4:54.013	38.801	55.898	65.3	12:23:08.859	17		<del>2:21.455</del>	34.413	52.401	54.641	246.0	12:24:57.788
18		2:08.097	34.885	38.268	54.944	242.1	12:25:16.956	18		2:11.245	34.798	38.260	58.187	245.4	12:27:09.033
19		2:07.953	35.109	38.509	54.335	242.6	12:27:24.909	19			39.276	39.076		179.7	
20		2:41.647 P	40.623	46.405	1:14.619	241.6	12:30:06.556								







**Paul Ricard**  
**International GT Open**  
**Free Practice - 1**  
**Lap Analysis**



**786** Kiki Sak Nana Mercedes AMG GT3 - 2022 **007** Pascal Bachmann Aston Martin GT3 AMR MY2019

AM Adam Osieka GetSpeed Performance							AM Street Art Racing								
Lap	D	Time	Sector 1	Sector 2	Sector 3	T. Spd	Elapsed	Lap	D	Time	Sector 1	Sector 2	Sector 3	T. Spd	Elapsed
1		11:29:39.144	11:28:04.113	39.876	55.155	149.3	11:29:39.144	1		11:31:58.919	11:30:10.497	46.081	1:02.341	136.3	11:31:58.919
2		2:06.831	34.624	38.192	54.015	238.9	11:31:45.975	2		<del>2:23.413</del>	39.828	43.695	59.890	189.8	11:34:22.332
3		<del>2:05.783</del>	34.378	37.885	53.520	242.1	11:33:51.758	3		5:10.933 P	35.888	38.614	3:56.431	232.7	11:39:33.265
4		2:07.035	<b>34.025</b>	37.982	55.028	241.6	11:35:58.793	4		<del>2:25.907</del>	53.179	38.213	54.515	144.1	11:41:59.172
5		2:08.110	35.301	38.494	54.315	241.6	11:38:06.903	5		<del>2:08.168</del>	35.443	37.928	54.797	243.7	11:44:07.340
6		2:06.291	34.745	38.186	<b>53.360</b>	242.6	11:40:13.194	6		2:09.544	37.615	38.320	53.609	234.7	11:46:16.884
7		<b>2:05.881</b>	34.353	38.160	53.368	243.7	11:42:19.075	7		<b>2:05.349</b>	<b>34.352</b>	<b>37.623</b>	<b>53.374</b>	243.2	11:48:22.233
8		2:07.018	34.176	38.148	54.694	243.7	11:44:26.093	8		2:06.985	35.045	37.984	53.956	243.7	11:50:29.218
9		<del>2:17.469</del>	44.305	38.928	54.236	241.6	11:46:43.562	9		2:05.643	34.472	37.662	53.509	243.7	11:52:34.861
10		<del>2:12.405</del> P	34.775	<b>35.066</b>	1:02.564	242.1	11:48:55.967	10		20:10.909 P	34.848	38.829	18:57.232	243.2	12:12:45.770
11		4:54.984	3:17.048	40.334	57.602	149.7	11:53:50.951	11		2:25.319	52.566	38.632	54.121	146.5	12:15:11.089
12		2:54.100 P	48.612	47.966	1:17.522	114.5	11:56:45.051	12		<del>2:08.024</del>	36.216	38.241	53.564	243.7	12:17:19.110
13		8:48.474	7:12.773	39.950	55.751	147.1	12:05:33.525	13		2:06.287	34.575	37.723	53.989	244.3	12:19:25.397
14		2:13.962	35.868	39.228	58.866	242.1	12:07:47.487	14		<del>2:05.515</del>	34.377	37.740	53.398	244.3	12:21:30.912
15		2:15.755	36.600	39.942	59.213	217.3	12:10:03.242	15		2:06.307	34.635	37.717	53.955	246.0	12:23:37.219
16		2:12.146	35.630	39.274	57.242	243.7	12:12:15.388	16		2:05.517	34.359	37.645	53.513	245.4	12:25:42.736
17		2:09.714	35.429	38.933	55.352	244.8	12:14:25.102	17			34.546	37.988		246.0	
18		2:08.935	35.190	38.859	54.886	244.3	12:16:34.037								
19		2:09.162	35.418	39.113	54.631	243.2	12:18:43.199								
20		2:11.408	38.132	39.141	54.135	243.7	12:20:54.607								
21		2:26.286 P	37.716	40.136	1:08.434	235.8	12:23:20.893								
22		3:58.327	2:25.317	39.273	53.737	152.1	12:27:19.220								
23		<del>2:19.446</del> P	34.114	38.174	1:07.158	241.6	12:29:38.666								

**911** Sébastien Baud Mercedes AMG GT3 - 2022

PROAM* Steve Jans GetSpeed Performance							
Lap	D	Time	Sector 1	Sector 2	Sector 3	T. Spd	Elapsed
1		11:30:36.551	11:29:02.316	39.707	54.528	149.3	11:30:36.551
2		2:05.976	34.320	38.614	53.042	240.5	11:32:42.527
3		2:05.054	34.128	38.125	52.801	241.0	11:34:47.581
4		<del>2:04.713</del>	34.082	38.176	<b>52.455</b>	241.6	11:36:52.294
5		2:25.650 P	45.954	38.663	1:01.033	240.0	11:39:17.944
6		<del>5:09.597</del>	3:39.081	38.028	52.488	148.7	11:44:27.541
7		2:05.766	34.707	38.242	52.817	241.6	11:46:33.307
8		2:05.039	<b>33.989</b>	38.114	52.936	241.0	11:48:38.346
9		<b>2:04.889</b>	34.073	37.981	52.835	241.6	11:50:43.235
10		2:13.862 P	36.532	38.138	59.192	242.6	11:52:57.097
11		12:33.024	10:59.657	39.444	53.923	143.6	12:05:30.121
12		2:07.256	34.885	38.215	54.156	239.4	12:07:37.377
13		2:05.464	34.317	37.934	53.213	241.6	12:09:42.841
14		2:05.856	34.378	37.946	53.532	243.2	12:11:48.697
15		2:05.707	34.245	<b>37.806</b>	53.656	240.5	12:13:54.404
16		2:06.653	35.345	38.110	53.198	241.6	12:16:01.057
17		<del>2:06.274</del>	34.544	38.015	53.715	241.0	12:18:07.331
18		2:13.186 P	34.298	38.125	1:00.763	241.6	12:20:20.517
19		3:17.398 P	1:37.069	38.714	1:01.615	150.2	12:23:37.915
20		3:27.517	1:55.803	38.333	53.381	149.5	12:27:05.432
21			34.448	37.875		241.0	



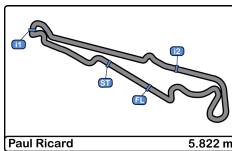


**Paul Ricard**  
**International GT Open**  
**Free Practice - 1**  
**Best Sectors Results**



Sector - 1				Sector - 2				Sector - 3				Ideal Lap vs Best Lap			
Clas	Nº	Driver	Time	Nº	Driver	Time	Nº	Driver	Time	Clas	Nº	Driver	Ideal Lap	Best Lap	Clas
1	777	Jedlinski - Basz	33.329	786	Kiki - Osieka	35.066	18	Juffali - Christodoulou	51.449	1	25	Hrachowina - Konrad	2:01.354	2:03.783	8
2	133	Cuhadaroglu - Fumanelli	33.454	25	Hrachowina - Konrad	35.353	133	Cuhadaroglu - Fumanelli	51.756	2	18	Juffali - Christodoulou	2:02.269	2:04.276	14
3	3	Steiner - Hofer	33.458	777	Jedlinski - Basz	37.105	54	Müller - Mettler	51.817	3	777	Jedlinski - Basz	2:02.353	2:03.173	5
4	54	Müller - Mettler	33.519	133	Cuhadaroglu - Fumanelli	37.195	3	Steiner - Hofer	51.865	4	133	Cuhadaroglu - Fumanelli	2:02.405	2:02.405	1
5	18	Juffali - Christodoulou	33.532	3	Steiner - Hofer	37.235	73	Ziemian - Jefferies	51.912	5	786	Kiki - Osieka	2:02.451	2:05.881	19
6	72	Moss - Osborne	33.576	33	Laber - Valente	37.283	777	Jedlinski - Basz	51.919	6	3	Steiner - Hofer	2:02.558	2:02.814	2
7	73	Ziemian - Jefferies	33.609	18	Juffali - Christodoulou	37.288	9	Shoffner - Kranz	51.930	7	54	Müller - Mettler	2:02.769	2:03.020	3
8	55	De Meeus - Stanley	33.661	73	Ziemian - Jefferies	37.328	33	Laber - Valente	52.020	8	73	Ziemian - Jefferies	2:02.849	2:03.730	7
9	19	Gilardoni - Van Berlo	33.705	77	Jackson - Hollings	37.341	77	Jackson - Hollings	52.176	9	9	Shoffner - Kranz	2:03.009	2:03.303	6
10	9	Shoffner - Kranz	33.708	9	Shoffner - Kranz	37.371	63	Hites - Pulcini	52.197	10	33	Laber - Valente	2:03.086	2:03.090	4
11	63	Hites - Pulcini	33.744	72	Moss - Osborne	37.404	25	Hrachowina - Konrad	52.226	11	72	Moss - Osborne	2:03.254	2:04.166	12
12	25	Hrachowina - Konrad	33.775	54	Müller - Mettler	37.433	72	Moss - Osborne	52.274	12	77	Jackson - Hollings	2:03.510	2:04.172	13
13	33	Laber - Valente	33.783	19	Gilardoni - Van Berlo	37.442	911	Baud - Jans	52.455	13	63	Hites - Pulcini	2:03.526	2:03.789	9
14	911	Baud - Jans	33.989	63	Hites - Pulcini	37.585	19	Gilardoni - Van Berlo	52.478	14	19	Gilardoni - Van Berlo	2:03.625	2:03.892	10
15	77	Jackson - Hollings	33.993	55	De Meeus - Stanley	37.608	55	De Meeus - Stanley	52.500	15	55	De Meeus - Stanley	2:03.769	2:04.029	11
16	786	Kiki - Osieka	34.025	007	Pascal Bachmann	37.623	786	Kiki - Osieka	53.360	16	911	Baud - Jans	2:04.250	2:04.889	15
17	5	Jedlinski - Korzeniowski	34.198	11	Earle - Zanotti	37.641	007	Pascal Bachmann	53.374	17	007	Pascal Bachmann	2:05.349	2:05.349	16
18	007	Pascal Bachmann	34.352	911	Baud - Jans	37.806	5	Jedlinski - Korzeniowski	53.396	18	5	Jedlinski - Korzeniowski	2:05.404	2:05.723	18
19	11	Earle - Zanotti	34.424	5	Jedlinski - Korzeniowski	37.810	11	Earle - Zanotti	53.582	19	11	Earle - Zanotti	2:05.647	2:05.647	17





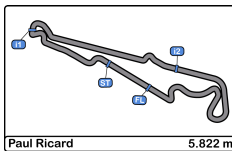
**Paul Ricard**  
**International GT Open**  
**Free Practice - 1**  
**Best 5 Lap Times**



Paul Ricard 5.822 m.

Cl	N°	Entrant/Team	Nat	Driver 1	Nat	Driver 2	Nat	Vehicle	Cat	Cl	Best 1		Best 2		Best 3		Best 4		Best 5	
											Time	Lap	Time	Lap	Time	Lap	Time	Lap	Time	Lap
1	133	Kessel Racing	CH	Murat Ruhi Cuhadaroglu	TR	David Fumanelli	IT	Ferrari 488 GT3 Evo	PROAM	1	2:02.405	7	2:03.176	4	2:05.861	2	2:07.433	10	2:14.507	8
2	3	Aust Motorsport	DE	Dino Steiner	DE	Max Hofer	IT	Audi R8 LMS GT3 evo II	PROAM	2	2:02.814	12	2:03.111	7	2:03.386	11	2:04.217	2	2:11.501	17
3	54	SPS Automotive Performance	DE	Dexter Müller	CH	Yannick Mettler	CH	Mercedes AMG GT3 - 2020	PROAM	3	2:03.020	6	2:03.131	9	2:03.790	4	2:04.508	3	2:06.373	18
4	33	Team GT	DE	Bernhard Laber	DE	Alain Valente	CH	Mercedes AMG GT3 EVO - 2021	PROAM	4	2:03.090	5	2:03.383	6	2:03.753	7	2:05.323	2	2:06.252	8
5	777	Olimp Racing	PL	Marcin Jedlinski	PL	Karol Basz	PL	Audi R8 GT3	PROAM	5	2:03.173	7	2:03.489	3	2:06.482	15	2:06.544	16	2:07.265	14
6	9	GetSpeed Performance	DE	Janine Shoffner	GB	Moritz Kranz	DE	Mercedes AMG GT3 - 2022	PROAM	6	2:03.303	15	2:03.678	16	2:03.972	14	2:04.554	3	2:05.044	2
7	73	Kessel Racing	CH	Roman Ziemian	PL	Axcil Jefferies	GB	Ferrari 488 GT3 Evo	PROAM	7	2:03.730	3	2:04.236	2	2:05.458	19	2:06.374	16	2:06.432	18
8	25	Mann Filter Team Landgraf	DE	Alexander Hrachowina	AT	Martin Konrad	AT	Mercedes AMG GT3 EVO - 2021	AM	1	2:03.783	9	2:03.980	7	2:04.039	14	2:04.275	8	2:06.117	10
9	63	Oregon Team	IT	Benjamin Hites	CH	Leonardo Pulcini	IT	Lamborghini Huracan GT3 EVO MY2022	PRO	1	2:03.789	6	2:04.700	11	2:05.133	18	2:05.816	15	2:10.209	13
10	19	Oregon Team	IT	Kevin Gilardoni	CH	Glenn Van Berlo	IT	Lamborghini Huracan GT3 EVO MY2022	PRO	2	2:03.892	7	2:03.994	21	2:04.316	20	2:04.713	8	2:04.759	6
11	55	AF Corse	IT	Laurent De Meeus	BE	Jamie Stanley	GB	Ferrari 488 GT3 Evo	AM*	2	2:04.029	4	2:04.114	3	2:04.531	7	2:04.586	2	2:04.752	8
12	72	Optimum Motorsport	GB	Nick Moss	GB	Joe Osborne	GB	McLaren 720 S GT3	PRO	3	2:04.166	23	2:04.400	17	2:04.489	15	2:04.499	21	2:04.582	3
13	77	Kessel Racing	CH	Omar Jackson	GB	Charles Hollings	GB	Ferrari 488 GT3 Evo	AM*	3	2:04.172	4	2:04.554	9	2:04.849	3	2:05.384	2	2:07.113	13
14	18	Theeba Motorsport	SA	Reema Juffali	SA	Adam Christodoulou	GB	Mercedes AMG GT3 - 2022	PROAM*	8	2:04.276	3	2:04.942	19	2:05.124	18	2:05.553	15	2:05.572	2
15	911	GetSpeed Performance	DE	Sébastien Baud	FR	Steve Jans	LU	Mercedes AMG GT3 - 2022	PROAM*	9	2:04.889	9	2:05.039	8	2:05.054	3	2:05.464	13	2:05.707	15
16	007	Street Art Racing	BE	Pascal Bachmann	CH			Aston Martin GT3 AMR MY2019	AM	4	2:05.349	7	2:05.517	16	2:05.643	9	2:06.287	13	2:06.307	15
17	11	Kessel Racing	CH	Stephen Earle	US	Erwin Zanotti	IT	Ferrari 488 GT3 Evo	AM	5	2:05.647	8	2:06.811	5	2:07.931	16	2:08.179	14	2:08.193	13
18	5	Olimp Racing	PL	Stanislaw Jedlinski	PL	Krystian Korzeniewski	PL	Ferrari 488 GT3 MY 2021	AM	6	2:05.723	8	2:05.732	4	2:05.966	3	2:07.060	7	2:09.238	2
19	786	GetSpeed Performance	DE	Kiki Sak Nana	TH	Adam Osieka	DE	Mercedes AMG GT3 - 2022	AM	7	2:05.881	7	2:06.291	6	2:06.831	2	2:07.018	8	2:07.035	4





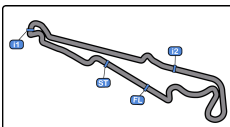
**Paul Ricard**  
**International GT Open**  
**Free Practice - 1**  
**Best 5 Top Speeds**



Paul Ricard 5.822 m.

Cl	N°	Entrant/Team	Nat	Driver 1	Nat	Driver 2	Nat	Vehicle	Cat	Cl	Top 1		Top 2		Top 3		Top 4		Top 5		Avg
											Km/h	Lap	Km/h	Lap	Km/h	Lap	Km/h	Lap	Km/h	Lap	
1	777	Olimp Racing	POL	Marcin Jedlinski	POL	Karol Basz	POL	Audi R8 GT3	PROAM	1	248.2	5	247.7	3	246.5	2	246.5	4	246.5	7	247.1
2	55	AF Corse	ITA	Laurent De Meeus	BEL	Jamie Stanley	GBR	Ferrari 488 GT3 Evo	AM*	1	247.1	5	247.1	9	247.1	14	245.4	2	245.4	7	246.4
3	73	Kessel Racing	CHE	Roman Ziemian	POL	Axcil Jefferies	GBR	Ferrari 488 GT3 Evo	PROAM	2	247.1	3	246.0	4	246.0	5	246.0	6	245.4	2	246.1
4	133	Kessel Racing	CHE	Murat Ruhi Cuhadaroglu	TUR	David Fumanelli	ITA	Ferrari 488 GT3 Evo	PROAM	3	247.1	8	246.5	3	246.0	4	246.0	7	245.4	2	246.2
5	007	Street Art Racing	BEL	Pascal Bachmann	CHE			Aston Martin GT3 AMR MY2019	AM	2	246.0	15	246.0	17	245.4	16	244.3	13	244.3	14	245.2
6	5	Olimp Racing	POL	Stanislaw Jedlinski	POL	Krystian Korzeniowski	POL	Ferrari 488 GT3 MY 2021	AM	3	245.4	8	244.8	7	242.6	14	242.6	16	242.1	15	243.5
7	9	GetSpeed Performance	DEU	Janine Shoffner	GBR	Moritz Kranz	DEU	Mercedes AMG GT3 - 2022	PROAM	4	245.4	18	244.3	17	244.3	23	243.7	11	243.7	14	244.3
8	11	Kessel Racing	CHE	Stephen Earle	USA	Erwin Zanotti	ITA	Ferrari 488 GT3 Evo	AM	4	245.4	5	245.4	6	245.4	20	244.8	8	244.8	9	245.2
9	77	Kessel Racing	CHE	Omar Jackson	GBR	Charles Hollings	GBR	Ferrari 488 GT3 Evo	AM*	5	245.4	7	244.3	6	243.7	4	243.7	5	243.2	9	244.1
10	54	SPS Automotive Performance	DEU	Dexter Müller	CHE	Yannick Mettler	CHE	Mercedes AMG GT3 - 2020	PROAM	5	244.8	5	243.7	3	243.7	4	243.7	6	243.7	7	244.0
11	786	GetSpeed Performance	DEU	Kiki Sak Nana	THA	Adam Osieka	DEU	Mercedes AMG GT3 - 2022	AM	6	244.8	17	244.3	18	243.7	7	243.7	8	243.7	16	244.1
12	3	Aust Motorsport	DEU	Dino Steiner	DEU	Max Hofer	AUT	Audi R8 LMS GT3 evo II	PROAM	6	244.3	11	243.7	7	243.2	3	243.2	12	243.2	13	243.5
13	18	Theeba Motorsport	SAU	Reema Juffali	SAU	Adam Christodoulou	GBR	Mercedes AMG GT3 - 2022	PROAM*	7	243.7	15	243.2	3	243.2	5	243.2	6	243.2	9	243.3
14	33	Team GT	DEU	Bernhard Laber	DEU	Alain Valente	CHE	Mercedes AMG GT3 EVO - 2021	PROAM	8	243.7	3	243.7	7	243.7	8	243.7	9	243.2	4	243.6
15	72	Optimum Motorsport	GBR	Nick Moss	GBR	Joe Osborne	GBR	McLaren 720 S GT3	PRO	1	243.7	7	243.7	21	243.2	6	243.2	19	243.2	22	243.4
16	911	GetSpeed Performance	DEU	Sébastien Baud	FRA	Steve Jans	LUX	Mercedes AMG GT3 - 2022	PROAM*	9	243.2	14	242.6	10	241.6	4	241.6	7	241.6	9	242.1
17	19	Oregon Team	ITA	Kevin Gilardoni	CHE	Glenn Van Berlo	NLD	Lamborghini Huracan GT3 EVO MY2022	PRO	2	241.6	7	241.6	8	241.0	4	241.0	5	241.0	10	241.2
18	25	Mann Filter Team Landgraf	DEU	Alexander Hrachowina	AUT	Martin Konrad	DEU	Mercedes AMG GT3 EVO - 2021	AM	7	241.6	10	241.6	22	241.0	5	241.0	6	241.0	8	241.2
19	63	Oregon Team	ITA	Benjamin Hites	ITA	Leonardo Pulcini	ITA	Lamborghini Huracan GT3 EVO MY2022	PRO	3	241.6	7	241.0	6	240.5	3	240.5	5	240.5	18	240.8





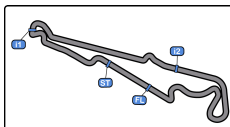
**Paul Ricard**  
**International GT Open**  
**Free Practice - 1**  
**Fastest Laps Sequence**

Paul Ricard 5.822 m



Lap	Time of Day	Session Time	N°	Entrant/Team	Nat	Driver 1	Nat	Driver 2	Nat	Vehicle	Cat	Time	Km/h
2	11:31:32.809	4:32.809	72	Optimum Motorsport		Nick Moss		Joe Osborne		McLaren 720 S GT3	PRO	2:05.522	166.9
2	11:31:36.323	4:36.323	33	Team GT		Bernhard Laber		Alain Valente		Mercedes AMG GT3 EVO - 2021	PROAM	2:05.323	167.2
2	11:32:08.667	5:08.667	9	GetSpeed Performance		Janine Shoffner		Moritz Kranz		Mercedes AMG GT3 - 2022	PROAM	2:05.044	167.6
2	11:32:14.129	5:14.129	73	Kessel Racing		Roman Ziemian		Axcil Jefferies		Ferrari 488 GT3 Evo	PROAM	2:04.236	168.7
3	11:34:17.859	7:17.859	73	Kessel Racing		Roman Ziemian		Axcil Jefferies		Ferrari 488 GT3 Evo	PROAM	2:03.730	169.3
3	11:36:22.966	9:22.966	777	Olimp Racing		Marcin Jedlinski		Karol Basz		Audi R8 GT3	PROAM	2:03.489	169.7
4	11:36:34.327	9:34.327	133	Kessel Racing		Murat Ruhi Cuhadaroglu		David Fumanelli		Ferrari 488 GT3 Evo	PROAM	2:03.176	170.1
5	11:37:46.433	10:46.433	33	Team GT		Bernhard Laber		Alain Valente		Mercedes AMG GT3 EVO - 2021	PROAM	2:03.090	170.2
6	11:42:09.391	15:09.391	54	SPS Automotive Performance		Dexter Müller		Yannick Mettler		Mercedes AMG GT3 - 2020	PROAM	2:03.020	170.3
7	11:45:06.929	18:06.929	133	Kessel Racing		Murat Ruhi Cuhadaroglu		David Fumanelli		Ferrari 488 GT3 Evo	PROAM	2:02.405	171.2





**Paul Ricard**  
**International GT Open**  
**Free Practice - 1**

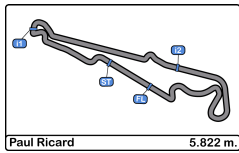
**Event Best Maximum Speed**

Paul Ricard 5.822 m



Nº	Entrant/Team	Nat	Driver 1	Nat	Driver 2	Nat	Vehicle	Cat	Km/h	Session
777	Olimp Racing	POL	Marcin Jedlinski	POL	Karol Basz	POL	Audi R8 GT3	PROAM	248.2	Free Practice - 1
73	Kessel Racing	CHE	Roman Ziemian	POL	Axcil Jefferies	ZWE	Ferrari 488 GT3 Evo	PROAM	247.1	Free Practice - 1
133	Kessel Racing	CHE	Murat Ruhi Cuhadaroglu	TUR	David Fumanelli	ITA	Ferrari 488 GT3 Evo	PROAM	247.1	Free Practice - 1
55	AF Corse	ITA	Laurent De Meeus	BEL	Jamie Stanley	GBR	Ferrari 488 GT3 Evo	AM*	247.1	Free Practice - 1
007	Street Art Racing	BEL	Pascal Bachmann	CHE			Aston Martin GT3 AMR MY2019	AM	246.0	Free Practice - 1
77	Kessel Racing	CHE	Omar Jackson	GBR	Charles Hollings	GBR	Ferrari 488 GT3 Evo	AM*	245.4	Free Practice - 1
11	Kessel Racing	CHE	Stephen Earle	USA	Erwin Zanotti	ITA	Ferrari 488 GT3 Evo	AM	245.4	Free Practice - 1
5	Olimp Racing	POL	Stanislaw Jedlinski	POL	Krystian Korzeniowski	POL	Ferrari 488 GT3 MY 2021	AM	245.4	Free Practice - 1
9	GetSpeed Performance	DEU	Janine Shoffner	GBR	Moritz Kranz	DEU	Mercedes AMG GT3 - 2022	PROAM	245.4	Free Practice - 1
54	SPS Automotive Performance	DEU	Dexter Müller	CHE	Yannick Mettler	CHE	Mercedes AMG GT3 - 2020	PROAM	244.8	Free Practice - 1
786	GetSpeed Performance	DEU	Kiki Sak Nana	THA	Adam Osieka	DEU	Mercedes AMG GT3 - 2022	AM	244.8	Free Practice - 1
3	Aust Motorsport	DEU	Dino Steiner	DEU	Max Hofer	AUT	Audi R8 LMS GT3 evo II	PROAM	244.3	Free Practice - 1
33	Team GT	DEU	Bernhard Laber	DEU	Alain Valente	CHE	Mercedes AMG GT3 EVO - 2021	PROAM	243.7	Free Practice - 1
72	Optimum Motorsport	GBR	Nick Moss	GBR	Joe Osborne	GBR	McLaren 720 S GT3	PRO	243.7	Free Practice - 1
18	Theeba Motorsport	SAU	Reema Juffali	SAU	Adam Christodoulou	GBR	Mercedes AMG GT3 - 2022	PROAM*	243.7	Free Practice - 1
911	GetSpeed Performance	DEU	Sébastien Baud	FRA	Steve Jans	LUX	Mercedes AMG GT3 - 2022	PROAM*	243.2	Free Practice - 1
19	Oregon Team	ITA	Kevin Gilardoni	CHE	Glenn Van Berlo	NLD	Lamborghini Huracan GT3 EVO MY2022	PRO	241.6	Free Practice - 1
63	Oregon Team	ITA	Benjamin Hites	ITA	Leonardo Pulcini	ITA	Lamborghini Huracan GT3 EVO MY2022	PRO	241.6	Free Practice - 1
25	Mann Filter Team Landgraf	DEU	Alexander Hrachowina	AUT	Martin Konrad	AUT	Mercedes AMG GT3 EVO - 2021	AM	241.6	Free Practice - 1





**Paul Ricard**  
**International GT Open**  
**Free Practice - 1**  
**Pit Stop Analysis**



**3** Dino Steiner Audi R8 LMS GT3 evo II  
 PROAM Max Hofer Aust Motorsport

N°	In Day Time	In Time	Out Time	Pit Time	T. Pit Time	Handicap	Diff.
1	11:39:41.170	11:39:41.170	11:41:10.591	1:29.421	1:29.421		
2	11:49:22.422	11:49:22.422	12:03:19.704	13:57.282	15:26.703		
3	12:05:32.981	12:05:32.981	12:09:03.654	3:30.673	18:57.376		
4	12:17:13.523	12:17:13.523	12:18:59.274	1:45.751	20:43.127		

**5** Stanislaw Jedlinski Ferrari 488 GT3 MY 2021  
 AM Krystian Korzeniowski Olimp Racing

N°	In Day Time	In Time	Out Time	Pit Time	T. Pit Time	Handicap	Diff.
1	11:55:56.849	11:55:56.849	12:11:23.347	15:26.498	15:26.498		

**9** Janine Shoffner Mercedes AMG GT3 - 2022  
 PROAM Moritz Kranz GetSpeed Performance

N°	In Day Time	In Time	Out Time	Pit Time	T. Pit Time	Handicap	Diff.
1	11:40:24.525	11:40:24.525	11:41:49.360	1:24.835	1:24.835		
2	11:55:49.210	11:55:49.210	12:03:25.092	7:35.882	9:00.717		
3	12:15:51.017	12:15:51.017	12:17:02.822	1:11.805	10:12.522		

**11** Stephen Earle Ferrari 488 GT3 Evo  
 AM Erwin Zanotti Kessel Racing

N°	In Day Time	In Time	Out Time	Pit Time	T. Pit Time	Handicap	Diff.
1	11:31:47.529	11:31:47.529	11:33:20.294	1:32.765	1:32.765		
2	11:50:44.206	11:50:44.206	11:52:38.869	1:54.663	3:27.428		
3	11:54:58.836	11:54:58.836	12:03:24.000	8:25.164	11:52.592		
4	12:18:38.573	12:18:38.573	12:21:09.828	2:31.255	14:23.847		

**18** Reema Juffali Mercedes AMG GT3 - 2022  
 PROAM\* Adam Christodoulou Theeba Motorsport

N°	In Day Time	In Time	Out Time	Pit Time	T. Pit Time	Handicap	Diff.
1	11:41:39.280	11:41:39.280	11:45:40.910	4:01.630	4:01.630		
2	11:54:13.460	11:54:13.460	12:04:45.229	10:31.769	14:33.399		
3	12:17:19.647	12:17:19.647	12:19:41.074	2:21.427	16:54.826		

**19** Kevin Gilardoni Lamborghini Huracan GT3 EVO MY2022  
 PRO Glenn Van Berlo Oregon Team

N°	In Day Time	In Time	Out Time	Pit Time	T. Pit Time	Handicap	Diff.
1	11:48:31.620	11:48:31.620	11:52:09.558	3:37.938	3:37.938		
2	11:54:14.828	11:54:14.828	12:03:48.128	9:33.300	13:11.238		
3	12:18:49.178	12:18:49.178	12:20:04.876	1:15.698	14:26.936		

**25** Alexander Hrachowina Mercedes AMG GT3 EVO - 2021  
 AM Martin Konrad Mann Filter Team Landgraf

N°	In Day Time	In Time	Out Time	Pit Time	T. Pit Time	Handicap	Diff.
1	11:53:59.525	11:53:59.525	12:03:09.604	9:10.079	9:10.079		
2	12:22:18.755	12:22:18.755	12:23:41.397	1:22.642	10:32.721		

**33** Bernhard Laber Mercedes AMG GT3 EVO - 2021  
 PROAM Alain Valente Team GT

N°	In Day Time	In Time	Out Time	Pit Time	T. Pit Time	Handicap	Diff.
1	11:46:00.916	11:46:00.916	11:49:05.495	3:04.579	3:04.579		
2	11:56:34.083	11:56:34.083	12:04:29.494	7:55.411	10:59.990		

**54** Dexter Müller Mercedes AMG GT3 - 2020  
 PROAM Yannick Mettler SPS Automotive Performance

N°	In Day Time	In Time	Out Time	Pit Time	T. Pit Time	Handicap	Diff.
1	11:31:17.407	11:31:17.407	11:31:43.358	25.951	25.951		
2	11:44:14.671	11:44:14.671	11:47:43.941	3:29.270	3:55.221		
3	11:53:52.135	11:53:52.135	12:05:13.518	11:21.383	15:16.604		

**55** Laurent De Meeus Ferrari 488 GT3 Evo  
 AM\* Jamie Stanley AF Corse

N°	In Day Time	In Time	Out Time	Pit Time	T. Pit Time	Handicap	Diff.
1	11:30:00.084	11:30:00.084	11:31:00.427	1:00.343	1:00.343		
2	11:41:22.083	11:41:22.083	11:46:44.125	5:22.042	6:22.385		
3	11:55:50.384	11:55:50.384	12:03:12.073	7:21.689	13:44.074		
4	12:09:26.540	12:09:26.540	12:10:55.963	1:29.423	15:13.497		

**63** Benjamin Hites Lamborghini Huracan GT3 EVO MY2022  
 PRO Leonardo Pulcini Oregon Team

N°	In Day Time	In Time	Out Time	Pit Time	T. Pit Time	Handicap	Diff.
1	11:46:11.442	11:46:11.442	11:49:56.182	3:44.740	3:44.740		
2	11:54:10.249	11:54:10.249	12:03:35.086	9:24.837	13:09.577		
3	12:12:04.236	12:12:04.236	12:13:12.437	1:08.201	14:17.778		

**72** Nick Moss McLaren 720 S GT3  
 PRO Joe Osborne Optimum Motorsport

N°	In Day Time	In Time	Out Time	Pit Time	T. Pit Time	Handicap	Diff.
1	11:35:39.540	11:35:39.540	11:38:17.996	2:38.456	2:38.456		
2	11:44:29.189	11:44:29.189	11:46:58.047	2:28.858	5:07.314		
3	11:55:53.204	11:55:53.204	12:03:07.242	7:14.038	12:21.352		

**73** Roman Ziemian Ferrari 488 GT3 Evo  
 PROAM Axcil Jefferies Kessel Racing

N°	In Day Time	In Time	Out Time	Pit Time	T. Pit Time	Handicap	Diff.
1	11:40:26.768	11:40:26.768	11:45:46.109	5:19.341	5:19.341		
2	11:52:22.825	11:52:22.825	12:03:27.322	11:04.497	16:23.838		

**77** Omar Jackson Ferrari 488 GT3 Evo  
 AM\* Charles Hollings Kessel Racing

N°	In Day Time	In Time	Out Time	Pit Time	T. Pit Time	Handicap	Diff.
1	11:44:07.912	11:44:07.912	11:47:55.537	3:47.625	3:47.625		
2	11:54:23.112	11:54:23.112	12:03:30.001	9:06.889	12:54.514		
3	12:16:31.515	12:16:31.515	12:20:52.096	4:20.581	17:15.095		

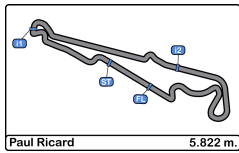
**133** Murat Ruhu Cuhadaroglu Ferrari 488 GT3 Evo  
 PROAM David Fumanelli Kessel Racing

N°	In Day Time	In Time	Out Time	Pit Time	T. Pit Time	Handicap	Diff.
1	11:38:41.423	11:38:41.423	11:40:52.994	2:11.571	2:11.571		
2	11:47:13.113	11:47:13.113	11:48:37.506	1:24.393	3:35.964		

**777** Marcin Jedlinski Audi R8 GT3  
 PROAM Karol Basz Olimp Racing

N°	In Day Time	In Time	Out Time	Pit Time	T. Pit Time	Handicap	Diff.
1	11:40:27.501	11:40:27.501	11:41:51.794	1:24.293	1:24.293		
2	11:50:15.752	11:50:15.752	12:07:08.949	16:53.197	18:17.490		





**Paul Ricard**  
**International GT Open**  
**Free Practice - 1**  
**Pit Stop Analysis**



**786** Kiki Sak Nana Mercedes AMG GT3 - 2022  
 AM Adam Osieka GetSpeed Performance

N°	In Day Time	In Time	Out Time	Pit Time	T. Pit Time	Handicap	Diff.
1	11:48:47.509	11:48:47.509	11:51:37.214	2:49.705	2:49.705		
2	11:56:31.917	11:56:31.917	12:03:22.520	6:50.603	9:40.308		
3	12:23:11.659	12:23:11.659	12:25:12.061	2:00.402	11:40.710		

**911** Sébastien Baud Mercedes AMG GT3 - 2022  
 PROAM\* Steve Jans GetSpeed Performance

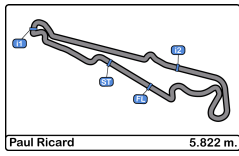
N°	In Day Time	In Time	Out Time	Pit Time	T. Pit Time	Handicap	Diff.
1	11:39:09.560	11:39:09.560	11:42:23.901	3:14.341	3:14.341		
2	11:52:48.802	11:52:48.802	12:03:21.236	10:32.434	13:46.775		
3	12:20:11.991	12:20:11.991	12:21:22.705	1:10.714	14:57.489		
4	12:23:29.511	12:23:29.511	12:24:59.668	1:30.157	16:27.646		

**007** Pascal Bachmann Aston Martin GT3 AMR MY2019  
 AM Street Art Racing

N°	In Day Time	In Time	Out Time	Pit Time	T. Pit Time	Handicap	Diff.
1	11:36:30.605	11:36:30.605	11:39:50.212	3:19.607	3:19.607		
2	11:54:51.135	11:54:51.135	12:13:02.763	18:11.628	21:31.235		



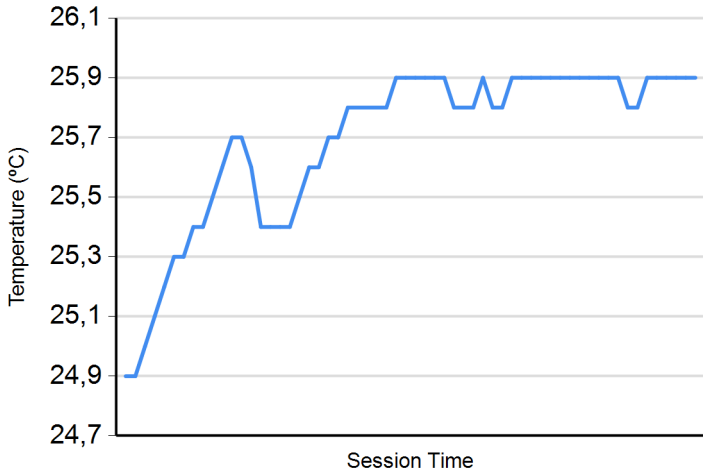




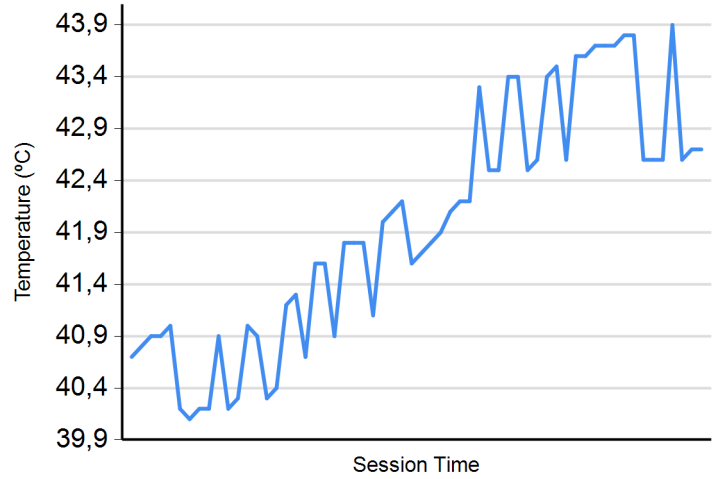
**Paul Ricard**  
**International GT Open**  
**Free Practice - 1**  
**Weather Report**



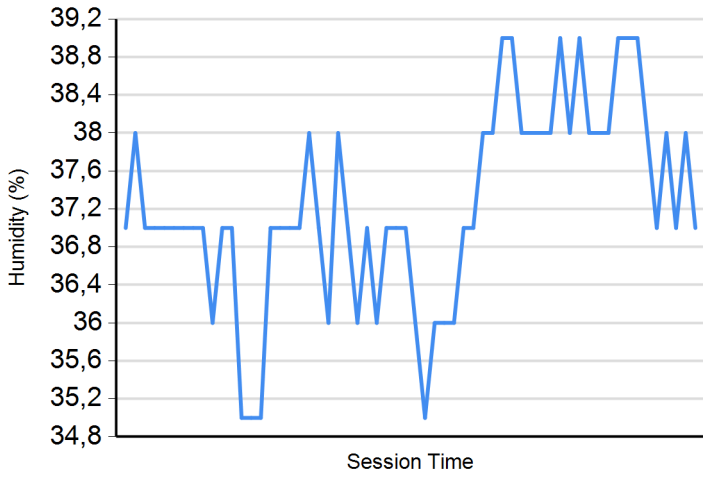
**Air Temperature**



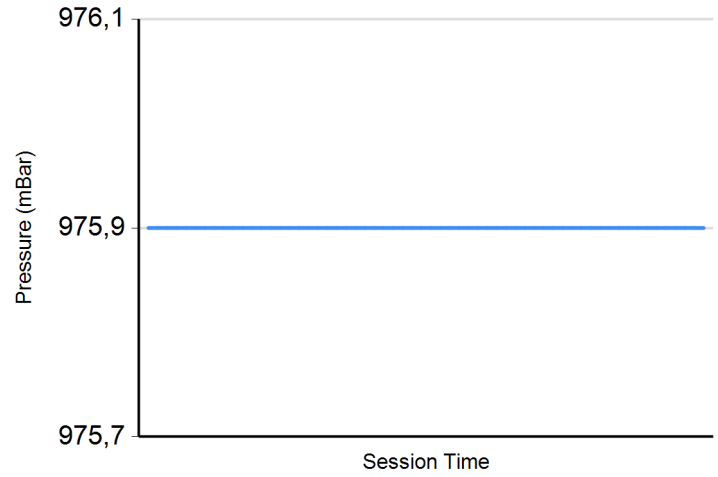
**Track Temperature**



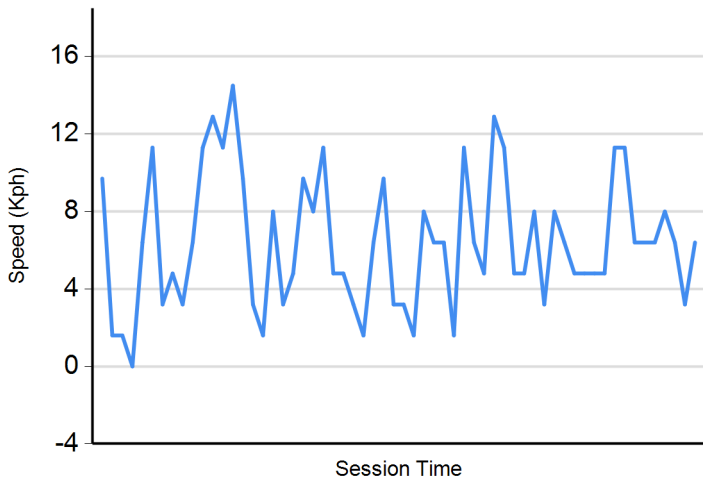
**Humidity**



**Pressure**



**Wind Speed**



**Wind direction**

North = 0°/360° Est = 90° South = 180° West = 270°

