

Circuito de Barcelona
International GT Open
Race - 2
Provisional Results



Cls	Nº	Entrant/Team	Nat	Driver 1	Nat	Driver 2	Nat	Vehicle	Cat	Cl	Laps	Total Time	Gap	Interval	Km/h	Best	Time	Km/h	
1	72	Inception Racing	GBR	Nick Moss	GBR	Joe Osborne	GBR	McLaren 720 S GT3	PROAM	1	33	1:00:17.259			153.5	4	1:46.021	158.7	
2	77	Lechner Racing	AUT	Al Faisal Al Zubair	CAN	Andy Soucek	ESP	Porsche 911 GT3-R II 2019	PRO	1	33	1:00:17.945	0.686	0.686	153.5	16	1:46.644	157.8	
3	63	Vincenzo Sospiri Racing	ITA	Michele Beretta	ITA	Frederik Schandorff	DNK	Lamborghini Huracan GT3 EVO	PRO	2	33	1:00:22.688	5.429	4.743	153.3	19	1:45.776	159.1	
4	87*	AKKA ASP	FRA	Jim Pla	FRA	Thomas Drouet	FRA	Mercedes AMG GT3 - 2020	PRO	3	33	1:00:25.079	7.820	2.391	153.2	19	1:45.732	159.1	
5	19*	Vincenzo Sospiri Racing	ITA	Baptiste Moulin	BEL	Yuki Nemoto	JPN	Lamborghini Huracan GT3 EVO	PRO	4	33	1:00:35.949	18.690	10.870	152.7	20	1:46.148	158.5	
6	7	Inception Racing	GBR	Brendan Iribe	USA	Ollie Millroy	GBR	McLaren 720 S GT3	PROAM	2	33	1:00:37.907	20.648	1.958	152.6	6	1:46.503	158.0	
7	9	2 Seas Motorsport	GBR	Martin Kodric	HRV	Ethan Simioni	CAN	Mercedes AMG GT3 2020	PRO	5	33	1:00:40.506	23.247	2.599	152.5	30	1:46.326	158.2	
8	17	HP Racing International	DEU	Gerhard Tweraser	AUT	Jan Seyffert	DEU	Lamborghini Huracan GT3 EVO	PROAM	3	33	1:00:42.311	25.052	1.805	152.4	32	1:46.891	157.4	
9	97*	TF Sport	GBR	Michael Dinan	USA	Robby Foley	USA	Aston Martin GT3 AMR MY2019	PRO	6	33	1:00:43.233	25.974	0.922	152.4	4	1:47.049	157.2	
10	22	Balfe Motorsport	GBR	Shaun Balfe	GBR	Adam Carroll	GBR	Audi R8 GT3 LMS 2019	PROAM	4	33	1:00:55.252	37.993	12.019	151.9	6	1:47.144	157.0	
11	777	Olimp Racing	POL	Marcin Jedlinski	POL	Karol Basz	POL	Mercedes AMG GT3 - 2020	PROAM	5	33	1:00:56.480	39.221	1.228	151.8	9	1:46.890	157.4	
12	11	Reno Racing	DNK	Jens Reno Moller	DNK	Marcus Paverud	NOR	Honda NSX GT3 Evo	PROAM	6	33	1:00:56.921	39.662	0.441	151.8	10	1:47.585	156.4	
13	52	AF Corse	ITA	Cedric Sbirrazzuoli	MCO	Hugo Delacour	FRA	Ferrari 488 GT3 MY2020	PROAM	7	33	1:01:01.515	44.256	4.594	151.6	17	1:46.845	157.5	
14	93	Baporo Motorsport	ESP	Daniel Diaz-Varela	ESP	Jaume Font	ESP	Mercedes AMG GT3 - 2020	AM	1	33	1:01:44.274	1:27.015	42.759	149.9	7	1:48.360	155.3	
15	15	Twin Busch by Equipe Vitesse	DEU	Mario Hirsch	DEU	Dominik Schraml	DEU	Mercedes AMG GT3 - 2020	PROAM	8	32	1:00:27.007	1 Lap	1 Lap	148.4	18	1:48.371	155.2	
16	51	AF Corse	ITA	Oswaldo Negri	USA	Jay Schreiber	USA	Ferrari 488 GT3 MY2020	AM	2	32	1:02:09.486	1 Lap	1:42.479	144.4	4	1:47.977	155.8	
17	54	Q1 by EMG Motorsport	BEL	Jan Laurysen	BEL			Porsche 992 GT3 Cup	CUPPA	1	31	1:01:29.135	2 Laps	1 Lap	141.4	5	1:51.477	150.9	
18	53	Q1 by EMG Motorsport	BEL	Nicolas Vandierendonck	BEL	Dirk Schouten	NLD	Porsche 992 GT3 Cup	CUPPA	2	31	1:01:56.119	2 Laps	26.984	140.3	7	1:52.308	149.8	
19	215	NM Racing Team	ESP	August MacBeth	CHE	Albert Estragues	ESP	Mercedes AMG GT4	CUPAM	1	31	1:02:05.212	2 Laps	9.093	140.0	6	1:53.327	148.5	
20	991	Valluga Racing	GBR	Dino Zamparelli	GBR	Jan Klingelberg	CHE	Porsche 911 GT3 Cup gen 2	CUPPA	3	31	1:02:07.238	2 Laps	2.026	139.9	17	1:52.575	149.5	
21	45*	CAME Racing Team	ITA	Mark Speakerwas	ITA	Jan Antoszewski	POL	Porsche 911 GT3 Cup gen 1	CUPPA	4	30	1:00:33.959	3 Laps	1 Lap	138.9	20	1:54.241	147.3	
22	32	Three Sixty Racing Team	AND	Fernando Fortes	BRA			Porsche 911 GT3 Cup gen 2	CUPAM	2	30	1:00:46.523	3 Laps	12.564	138.4	20	1:54.074	147.5	
23	27	Three Sixty Racing Team	AND	Marcio Mauro	BRA	Oscar Aristot	AND	Porsche 911 GT3 Cup gen 2	CUPAM	3	30	1:01:47.417	3 Laps	1:00.894	136.1	26	1:56.049	145.0	
24	44	CAME Racing Team	ITA	Eugenio Pisani	ITA	Stefano Bozzoni	ITA	Porsche 911 GT3 Cup gen 1	CUPPA	5	30	1:02:15.936	3 Laps	28.519	135.1	7	1:53.761	147.9	
25	5	Olimp Racing	POL	Stanislaw Jedlinski	POL	Krystian Korzeniowski	POL	Audi R8 GT3 LMS 2018	AM	3	29	1:01:04.913	4 Laps	1 Lap	133.1	6	1:47.755	156.1	
Not classified: (Requirements: 75% of number laps of leader = 25 Laps)																			
50	Q1 by EMG Motorsport	BEL	Filip Teunkens	BEL	Bas Schouten	NLD	Porsche 992 GT3 Cup	CUPPA	6	21	45:55.956	12 Laps	8 Laps	128.2	4	1:51.746	150.6		
47	AKM Motorsport	GBR	Loris Spinelli	ITA	Florian Scholze	DEU	Mercedes AMG GT3 - 2020	PROAM	9	5	9:07.922	28 Laps	16 Laps	153.5	4	1:46.819	157.5		

Fastest lap Pla - Drouet in 1:45.732 at 159.1 Km/h in lap 19

*** PENALTIES**

DRIVERS CARS 47, 77, 52, 54, 5 - REPRIMAND - REJOINING TURN 1-2 BEFORE THE BOLARD

CAR #45 - 5 SECONDS TIME PENALTY ADDED TO RACE TIME - LESS TIME HANDICAP

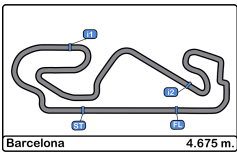
CAR #87 - 3 SECONDS TIME PENALTY TO BE ADDED TO RACE TIME - CAUSING A COLISSION

Published at:.....

Air Temp: 27.1 °C Air Temp: 21.1 °C Humidity: 55 % Track Status: DRY

Stewards:	Race Director:	Timekeeper: Luis Angel Garcia Nuñez <i>[Signature]</i> JOB/I-0020-ESP
------------------	-----------------------	--





Circuito de Barcelona
International GT Open
Race - 2
Provisional Results



Barcelona 4.675 m.

CAR #97 - 3 SECONDS TIME PENALTY TO BE ADDED TO RACE TIME - CAUSING A COLISSION
 CAR #19 - 3 SECONDS TIME PENALTY TO BE ADDED TO RACE TIME - CAUSING A COLISSION

Published at:.....

Air Temp: 27.1 °C Air Temp: 21.1 °C Humidity: 55 % Track Status: DRY

Stewards:	Race Director:	Timekeeper: Luis Angel Garcia Nuñez <i>[Signature]</i> JOB/I-0020-ESP
------------------	-----------------------	--





Circuito de Barcelona
International GT Open
Race - 2
Provisional Results by Category



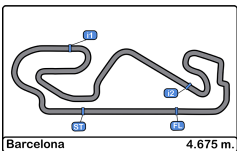
Cls	N°	Entrant/Team	Nat	Driver 1	Nat	Driver 2	Nat	Vehicle	Cat	Cl	Laps	Total Time	Gap	Interval	Km/h	Best	Time	Km/h	
PROAM																			
1	72	Inception Racing	GBR	Nick Moss	GBR	Joe Osborne	GBR	McLaren 720 S GT3	PROAM	1	33	1:00:17.259			153.5	4	1:46.021	158.7	
2	7	Inception Racing	GBR	Brendan Iribe	USA	Ollie Millroy	GBR	McLaren 720 S GT3	PROAM	2	33	1:00:37.907	20.648	20.648	152.6	6	1:46.503	158.0	
3	17	HP Racing International	DEU	Gerhard Tweraser	AUT	Jan Seyffert	DEU	Lamborghini Huracan GT3 EVO	PROAM	3	33	1:00:42.311	25.052	4.404	152.4	32	1:46.891	157.4	
4	22	Balfe Motorsport	GBR	Shaun Balfe	GBR	Adam Carroll	GBR	Audi R8 GT3 LMS 2019	PROAM	4	33	1:00:55.252	37.993	12.941	151.9	6	1:47.144	157.0	
5	777	Olimp Racing	POL	Marcin Jedlinski	POL	Karol Basz	POL	Mercedes AMG GT3 - 2020	PROAM	5	33	1:00:56.480	39.221	1.228	151.8	9	1:46.890	157.4	
6	11	Reno Racing	DNK	Jens Reno Moller	DNK	Marcus Paverud	NOR	Honda NSX GT3 Evo	PROAM	6	33	1:00:56.921	39.662	0.441	151.8	10	1:47.585	156.4	
7	52	AF Corse	ITA	Cedric Sbirrazzuoli	MCO	Hugo Delacour	FRA	Ferrari 488 GT3 MY2020	PROAM	7	33	1:01:01.515	44.256	4.594	151.6	17	1:46.845	157.5	
8	15	Twin Busch by Equipe Vitesse	DEU	Mario Hirsch	DEU	Dominik Schraml	DEU	Mercedes AMG GT3 - 2020	PROAM	8	32	1:00:27.007	1 Lap	1 Lap	148.4	18	1:48.371	155.2	
Not classified: (Requirements: 75% of number laps of leader = 25 Laps)																			
47	AKM Motorsport	GBR	Loris Spinelli	ITA	Florian Scholze	DEU	Mercedes AMG GT3 - 2020	PROAM	9	5	9:07.922	28 Laps	27 Laps	153.5	4	1:46.819	157.5		
PRO																			
1	77	Lechner Racing	AUT	Al Faisal Al Zubair	OMN	Andy Soucek	ESP	Porsche 911 GT3-R II 2019	PRO	1	33	1:00:17.945			153.5	16	1:46.644	157.8	
2	63	Vincenzo Sospiri Racing	ITA	Michele Beretta	ITA	Frederik Schandorff	DNK	Lamborghini Huracan GT3 EVO	PRO	2	33	1:00:22.688	4.743	4.743	153.3	19	1:45.776	159.1	
3	87 *	AKKA ASP	FRA	Jim Pla	FRA	Thomas Drouot	FRA	Mercedes AMG GT3 - 2020	PRO	3	33	1:00:25.079	7.134	2.391	153.2	19	1:45.732	159.1	
4	19 *	Vincenzo Sospiri Racing	ITA	Baptiste Moulin	BEL	Yuki Nemoto	JPN	Lamborghini Huracan GT3 EVO	PRO	4	33	1:00:35.949	18.004	10.870	152.7	20	1:46.148	158.5	
5	9 *	2 Seas Motorsport	GBR	Martin Kodric	HRV	Ethan Simioni	CAN	Mercedes AMG GT3 2020	PRO	5	33	1:00:40.506	22.561	4.557	152.5	30	1:46.326	158.2	
6	97 *	TF Sport	GBR	Michael Dinan	USA	Robby Foley	USA	Aston Martin GT3 AMR MY2019	PRO	6	33	1:00:43.233	25.288	2.727	152.4	4	1:47.049	157.2	
AM																			
1	93	Baporo Motorsport	ESP	Daniel Diaz-Varela	ESP	Jaume Font	ESP	Mercedes AMG GT3 - 2020	AM	1	33	1:01:44.274			149.9	7	1:48.360	155.3	
2	51	AF Corse	ITA	Oswaldo Negri	USA	Jay Schreiber	USA	Ferrari 488 GT3 MY2020	AM	2	32	1:02:09.486	1 Lap	1 Lap	144.4	4	1:47.977	155.8	
3	5	Olimp Racing	POL	Stanislaw Jedlinski	POL	Krzysztof Korzeniowski	POL	Audi R8 GT3 LMS 2018	AM	3	29	1:01:04.913	4 Laps	3 Laps	133.1	6	1:47.755	156.1	
CUPPA																			
1	54	Q1 by EMG Motorsport	BEL	Jan Laurysen	BEL			Porsche 992 GT3 Cup	CUPPA	1	31	1:01:29.135			141.4	5	1:51.477	150.9	
2	53	Q1 by EMG Motorsport	BEL	Nicolas Vandierendonck	BEL	Dirk Schouten	NLD	Porsche 992 GT3 Cup	CUPPA	2	31	1:01:56.119	26.984	26.984	140.3	7	1:52.308	149.8	
3	991	Valluga Racing	GBR	Dino Zamparelli	GBR	Jan Klingenberg	CHE	Porsche 911 GT3 Cup gen 2	CUPPA	3	31	1:02:07.238	38.103	11.119	139.9	17	1:52.575	149.5	
4	45 *	CAME Racing Team	ITA	Mark Speakerwas	ITA	Jan Antoszewski	POL	Porsche 911 GT3 Cup gen 1	CUPPA	4	30	1:00:33.959	1 Lap	1 Lap	138.9	20	1:54.241	147.3	
5	44	CAME Racing Team	ITA	Eugenio Pisani	ITA	Stefano Bozzoni	ITA	Porsche 911 GT3 Cup gen 1	CUPPA	5	30	1:02:15.936	1 Lap	1:41.977	135.1	7	1:53.761	147.9	
Not classified: (Requirements: 75% of number laps of leader = 25 Laps)																			
50	Q1 by EMG Motorsport	BEL	Filip Teunkens	BEL	Bas Schouten	NLD	Porsche 992 GT3 Cup	CUPPA	6	21	45:55.956	10 Laps	9 Laps	128.2	4	1:51.746	150.6		

Published at:.....

Air Temp: 27.1 °C Air Temp: 21.1 °C Humidity: 55 % Track Status: DRY

Stewards:	Race Director:	Timekeeper: Luis Angel Garcia Nuñez <i>[Signature]</i> JOB/I-0020-ESP
------------------	-----------------------	--





Circuito de Barcelona

International GT Open

Race - 2

Provisional Results by Category



Cls	Nº	Entrant/Team	Nat	Driver 1	Nat	Driver 2	Nat	Vehicle	Cat	Cl	Laps	Total Time	Gap	Interval	Km/h	Best	Time	Km/h	
CUPAM																			
1	215	NM Racing Team	ESP	August MacBeth	CHE	Albert Estragues	ESP	Mercedes AMG GT4	CUPAM	1	31	1:02:05.212			140.0	6	1:53.327	148.5	
2	32	Three Sixty Racing Team	AND	Fernando Fortes	BRA			Porsche 911 GT3 Cup gen 2	CUPAM	2	30	1:00:46.523	1 Lap	1 Lap	138.4	20	1:54.074	147.5	
3	27	Three Sixty Racing Team	AND	Marcio Mauro	BRA	Oscar Aristot	AND	Porsche 911 GT3 Cup gen 2	CUPAM	3	30	1:01:47.417	1 Lap	1:00.894	136.1	26	1:56.049	145.0	

Fastest lap Pla - Drouet in 1:45.732 at 159.1 Km/h in lap 19

*** PENALTIES**

DRIVERS CARS 47, 77, 52, 54, 5 - REPRIMAND - REJOINING TURN 1-2 BEFORE THE BOLARD

CAR #45 - 5 SECONDS TIME PENALTY ADDED TO RACE TIME - LESS TIME HANDICAP

CAR #87 - 3 SECONDS TIME PENALTY TO BE ADDED TO RACE TIME - CAUSING A COLISSION

CAR #97 - 3 SECONDS TIME PENALTY TO BE ADDED TO RACE TIME - CAUSING A COLISSION

CAR #19 - 3 SECONDS TIME PENALTY TO BE ADDED TO RACE TIME - CAUSING A COLISSION

Published at:.....

Air Temp: 27.1 °C Air Temp: 21.1 °C Humidity: 55 % Track Status: DRY

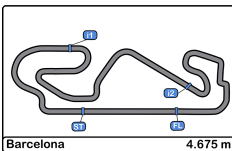
Stewards:

Race Director:

Timekeeper: Luis Angel Garcia Nuñez

JOB/I-0020-ESP





Circuito de Barcelona
International GT Open
Race - 2
Provisional Results by Class



Cls	Nº	Entrant/Team	Nat	Driver 1	Nat	Driver 2	Nat	Vehicle	Cat	Cl	Laps	Total Time	Gap	Interval	Km/h	Best	Time	Km/h	
International GT Open																			
1	72	Inception Racing	GBR	Nick Moss	GBR	Joe Osborne	GBR	McLaren 720 S GT3	PROAM	1	33	1:00:17.259			153.5	4	1:46.021	158.7	
2	77	Lechner Racing	AUT	Al Faisal Al Zubair	CAN	Andy Soucek	ESP	Porsche 911 GT3-R II 2019	PRO	1	33	1:00:17.945	0.686	0.686	153.5	16	1:46.644	157.8	
3	63	Vincenzo Sospiri Racing	ITA	Michele Beretta	ITA	Frederik Schandorff	DNK	Lamborghini Huracan GT3 EVO	PRO	2	33	1:00:22.688	5.429	4.743	153.3	19	1:45.776	159.1	
4	87 *	AKKA ASP	FRA	Jim Pla	FRA	Thomas Drouet	DNK	Mercedes AMG GT3 - 2020	PRO	3	33	1:00:25.079	7.820	2.391	153.2	19	1:45.732	159.1	
5	19 *	Vincenzo Sospiri Racing	ITA	Baptiste Moulin	BEL	Yuki Nemoto	JPN	Lamborghini Huracan GT3 EVO	PRO	4	33	1:00:35.949	18.690	10.870	152.7	20	1:46.148	158.5	
6	7	Inception Racing	GBR	Brendan Iribe	USA	Ollie Millroy	GBR	McLaren 720 S GT3	PROAM	2	33	1:00:37.907	20.648	1.958	152.6	6	1:46.503	158.0	
7	9	2 Seas Motorsport	HRV	Martin Kodric	HRV	Ethan Simioni	CAN	Mercedes AMG GT3 2020	PRO	5	33	1:00:40.506	23.247	2.599	152.5	30	1:46.326	158.2	
8	17	HP Racing International	DEU	Gerhard Tweraser	AUT	Jan Seyffert	DEU	Lamborghini Huracan GT3 EVO	PROAM	3	33	1:00:42.311	25.052	1.805	152.4	32	1:46.891	157.4	
9	97 *	TF Sport	GBR	Michael Dinan	USA	Robby Foley	USA	Aston Martin GT3 AMR MY2019	PRO	6	33	1:00:43.233	25.974	0.922	152.4	4	1:47.049	157.2	
10	22	Balfe Motorsport	GBR	Shaun Balfe	GBR	Adam Carroll	GBR	Audi R8 GT3 LMS 2019	PROAM	4	33	1:00:55.252	37.993	12.019	151.9	6	1:47.144	157.0	
11	777	Olimp Racing	POL	Marcin Jedlinski	POL	Karol Basz	POL	Mercedes AMG GT3 - 2020	PROAM	5	33	1:00:56.480	39.221	1.228	151.8	9	1:46.890	157.4	
12	11	Reno Racing	DNK	Jens Reno Moller	DNK	Marcus Paverud	NOR	Honda NSX GT3 Evo	PROAM	6	33	1:00:56.921	39.662	0.441	151.8	10	1:47.585	156.4	
13	52	AF Corse	ITA	Cedric Sbirrazzuoli	MCO	Hugo Delacour	FRA	Ferrari 488 GT3 MY2020	PROAM	7	33	1:01:01.515	44.256	4.594	151.6	17	1:46.845	157.5	
14	93	Baporo Motorsport	ESP	Daniel Diaz-Varela	ESP	Jaume Font	ESP	Mercedes AMG GT3 - 2020	AM	1	33	1:01:44.274	1:27.015	42.759	149.9	7	1:48.360	155.3	
15	15	Twin Busch by Equipe Vitesse	DEU	Mario Hirsch	DEU	Dominik Schraml	DEU	Mercedes AMG GT3 - 2020	PROAM	8	32	1:00:27.007	1 Lap	1 Lap	148.4	18	1:48.371	155.2	
16	51	AF Corse	ITA	Oswaldo Negri	USA	Jay Schreiber	USA	Ferrari 488 GT3 MY2020	AM	2	32	1:02:09.486	1 Lap	1:42.479	144.4	4	1:47.977	155.8	
17	5	Olimp Racing	POL	Stanislaw Jedlinski	POL	Krystian Korzeniowski	POL	Audi R8 GT3 LMS 2018	AM	3	29	1:01:04.913	4 Laps	3 Laps	133.1	6	1:47.755	156.1	
Not classified: (Requirements: 75% of number laps of leader = 25 Laps)																			
47	AKM Motorsport	ITA	Loris Spinelli	ITA	Florian Scholze	DEU	Mercedes AMG GT3 - 2020	PROAM	9	5		9:07.922	28 Laps	24 Laps	153.5	4	1:46.819	157.5	
GT Open Cup Europe																			
1	54	Q1 by EMG Motorsport	BEL	Jan Laurysen	BEL			Porsche 992 GT3 Cup	CUPPA	1	31	1:01:29.135			141.4	5	1:51.477	150.9	
2	53	Q1 by EMG Motorsport	BEL	Nicolas Vandierendonck	BEL	Dirk Schouten	NLD	Porsche 992 GT3 Cup	CUPPA	2	31	1:01:56.119	26.984	26.984	140.3	7	1:52.308	149.8	
3	215	NM Racing Team	ESP	August MacBeth	CHE	Albert Estragues	ESP	Mercedes AMG GT4	CUPAM	1	31	1:02:05.212	36.077	9.093	140.0	6	1:53.327	148.5	
4	991	Valluga Racing	GBR	Dino Zamparelli	GBR	Jan Klingelberg	CHE	Porsche 911 GT3 Cup gen 2	CUPPA	3	31	1:02:07.238	38.103	2.026	139.9	17	1:52.575	149.5	
5	45 *	CAME Racing Team	ITA	Mark Speakerwas	ITA	Jan Antoszewski	POL	Porsche 911 GT3 Cup gen 1	CUPPA	4	30	1:00:33.959	1 Lap	1 Lap	138.9	20	1:54.241	147.3	
6	32	Three Sixty Racing Team	AND	Fernando Fortes	BRA			Porsche 911 GT3 Cup gen 2	CUPAM	2	30	1:00:46.523	1 Lap	12.564	138.4	20	1:54.074	147.5	
7	27	Three Sixty Racing Team	AND	Marcio Mauro	BRA	Oscar Aristot	AND	Porsche 911 GT3 Cup gen 2	CUPAM	3	30	1:01:47.417	1 Lap	1:00.894	136.1	26	1:56.049	145.0	
8	44	CAME Racing Team	ITA	Eugenio Pisani	ITA	Stefano Bozzoni	ITA	Porsche 911 GT3 Cup gen 1	CUPPA	5	30	1:02:15.936	1 Lap	28.519	135.1	7	1:53.761	147.9	
Not classified: (Requirements: 75% of number laps of leader = 25 Laps)																			
50	Q1 by EMG Motorsport	BEL	Filip Teunkens	BEL	Bas Schouten	NLD	Porsche 992 GT3 Cup	CUPPA	6	21		45:55.956	10 Laps	9 Laps	128.2	4	1:51.746	150.6	

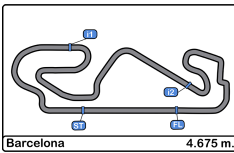
Fastest lap Pla - Drouet in 1:45.732 at 159.1 Km/h in lap 19

Published at:.....

Air Temp: 27.1 °C Air Temp: 21.1 °C Humidity: 55 % Track Status: DRY

Stewards:	Race Director:	Timekeeper: Luis Angel Garcia Nuñez JOB/I-0020-ESP
------------------	-----------------------	--





Circuit de Barcelona
International GT Open
Race - 2
Provisional Results by Class



*** PENALTIES**

DRIVERS CARS 47, 77, 52, 54, 5 - REPRIMAND - REJOINING TURN 1-2 BEFORE THE BOLARD

CAR #45 - 5 SECONDS TIME PENALTY ADDED TO RACE TIME - LESS TIME HANDICAP

CAR #87 - 3 SECONDS TIME PENALTY TO BE ADDED TO RACE TIME - CAUSING A COLISSION

CAR #97 - 3 SECONDS TIME PENALTY TO BE ADDED TO RACE TIME - CAUSING A COLISSION

CAR #19 - 3 SECONDS TIME PENALTY TO BE ADDED TO RACE TIME - CAUSING A COLISSION

Published at:.....

Air Temp: **27.1 °C** Air Temp: **21.1 °C** Humidity: **55 %** Track Status: **DRY**

Stewards:

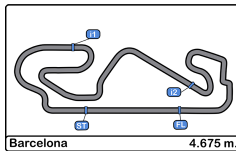
Race Director:

Timekeeper:

Luís Angel García Nuñez

JOB/I-0020-ESP



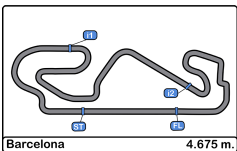


Circuito de Barcelona
International GT Open
Race - 2
Provisional Classification by Driver Fastest Lap



Cl	Nº	Entrant/Team	Nat	Vehicle	Driver	Nat	Cat	Cl	Laps	Best	Time	Gap	Interval	Km/h
1	87	AKKA ASP	FRA	Mercedes AMG GT3 - 2020	Jim Pla	FRA	PRO	1	18	4	1:45.732			159.1
2	63	Vincenzo Sospiri Racing	ITA	Lamborghini Huracan GT3 EVO	Frederik Schandorff	DNK	PRO	2	18	4	1:45.776	0.044	0.044	159.1
3	72	Inception Racing	GBR	McLaren 720 S GT3	Joe Osborne	GBR	PROAM	1	20	4	1:46.021	0.289	0.245	158.7
4	19	Vincenzo Sospiri Racing	ITA	Lamborghini Huracan GT3 EVO	Yuki Nemoto	JPN	PRO	3	19	6	1:46.148	0.416	0.127	158.5
5	9	2 Seas Motorsport	BHR	Mercedes AMG GT3 202	Martin Kodric	BHR	PRO	4	19	16	1:46.326	0.594	0.178	158.2
6	7	Inception Racing	GBR	McLaren 720 S GT3	Ollie Millroy	GBR	PROAM	2	20	6	1:46.503	0.771	0.177	158.0
7	77	Lechner Racing	AUT	Porsche 911 GT3-R II 2019	Al Faisal Al Zubair	OMN	PRO	5	19	2	1:46.644	0.912	0.141	157.8
8	87	AKKA ASP	FRA	Mercedes AMG GT3 - 2020	Thomas Drouet	FRA	PRO	6	15	4	1:46.694	0.962	0.050	157.7
9	77	Lechner Racing	AUT	Porsche 911 GT3-R II 2019	Andy Soucek	ESP	PRO	7	14	6	1:46.766	1.034	0.072	157.6
10	47	AKM Motorsport	SMR	Mercedes AMG GT3 - 2020	Loris Spinelli	ITA	PROAM	3	5	4	1:46.819	1.087	0.053	157.5
11	52	AF Corse	ITA	Ferrari 488 GT3 MY2020	Cedric Sbirrazzuoli	MCO	PROAM	4	19	3	1:46.845	1.113	0.026	157.5
12	777	Olimp Racing	POL	Mercedes AMG GT3 - 2020	Karol Basz	POL	PROAM	5	33	9	1:46.890	1.158	0.045	157.4
13	17	HP Racing International	DEU	Lamborghini Huracan GT3 EVO	Jan Seyffert	DEU	PROAM	6	18	17	1:46.891	1.159	0.001	157.4
14	72	Inception Racing	GBR	McLaren 720 S GT3	Nick Moss	GBR	PROAM	7	13	11	1:47.035	1.303	0.144	157.2
15	97	TF Sport	GBR	Aston Martin GT3 AMR MY2019	Robby Foley	USA	PRO	8	19	4	1:47.049	1.317	0.014	157.2
16	22	Balfe Motorsport	GBR	Audi R8 GT3 LMS 2019	Adam Carroll	GBR	PROAM	8	17	6	1:47.144	1.412	0.095	157.0
17	17	HP Racing International	DEU	Lamborghini Huracan GT3 EVO	Gerhard Tweraser	AUT	PROAM	9	15	6	1:47.159	1.427	0.015	157.0
18	9	2 Seas Motorsport	BHR	Mercedes AMG GT3 202	Ethan Simioni	CAN	PRO	9	14	8	1:47.198	1.466	0.039	156.9
19	63	Vincenzo Sospiri Racing	ITA	Lamborghini Huracan GT3 EVO	Michele Beretta	ITA	PRO	10	15	8	1:47.280	1.548	0.082	156.8
20	97	TF Sport	GBR	Aston Martin GT3 AMR MY2019	Michael Dinan	USA	PRO	11	14	12	1:47.460	1.728	0.180	156.6
21	19	Vincenzo Sospiri Racing	ITA	Lamborghini Huracan GT3 EVO	Baptiste Moulin	BEL	PRO	12	14	5	1:47.467	1.735	0.007	156.6
22	11	Reno Racing	DNK	Honda NSX GT3 Evo	Marcus Paverud	NOR	PROAM	10	17	10	1:47.585	1.853	0.118	156.4
23	5	Olimp Racing	POL	Audi R8 GT3 LMS 2018	Krystian Korzeniows	POL	AM	1	17	6	1:47.755	2.023	0.170	156.1
24	7	Inception Racing	GBR	McLaren 720 S GT3	Brendan Iribe	USA	PROAM	11	13	13	1:47.812	2.080	0.057	156.1
25	51	AF Corse	ITA	Ferrari 488 GT3 MY2020	Oswaldo Negri	USA	AM	2	18	4	1:47.977	2.245	0.165	155.8
26	11	Reno Racing	DNK	Honda NSX GT3 Evo	Jens Reno Moller	DNK	PROAM	12	16	14	1:48.075	2.343	0.098	155.7
27	22	Balfe Motorsport	GBR	Audi R8 GT3 LMS 2019	Shaun Balfe	GBR	PROAM	13	16	9	1:48.254	2.522	0.179	155.4
28	93	Baporo Motorsport	ESP	Mercedes AMG GT3 - 2020	Daniel Diaz-Varela	ESP	AM	3	17	7	1:48.360	2.628	0.106	155.3
29	15	Twin Busch by Equipe Vitesse	DEU	Mercedes AMG GT3 - 2020	Dominik Schraml	DEU	PROAM	14	19	18	1:48.371	2.639	0.011	155.2
30	52	AF Corse	ITA	Ferrari 488 GT3 MY2020	Hugo Delacour	FRA	PROAM	15	14	7	1:48.578	2.846	0.207	155.0
31	93	Baporo Motorsport	ESP	Mercedes AMG GT3 - 2020	Jaume Font	ESP	AM	4	16	2	1:49.552	3.820	0.974	153.6
32	15	Twin Busch by Equipe Vitesse	DEU	Mercedes AMG GT3 - 2020	Mario Hirsch	DEU	PROAM	16	13	3	1:51.232	5.500	1.680	151.3
33	54	Q1 by EMG Motorsport	BEL	Porsche 992 GT3 Cup	Jan Lauryszen	BEL	CUPPA	1	31	5	1:51.477	5.745	0.245	150.9
34	50	Q1 by EMG Motorsport	BEL	Porsche 992 GT3 Cup	Bas Schouten	NLD	CUPPA	2	18	4	1:51.746	6.014	0.269	150.6
35	53	Q1 by EMG Motorsport	BEL	Porsche 992 GT3 Cup	Dirk Schouten	NLD	CUPPA	3	18	7	1:52.308	6.576	0.562	149.8
36	991	Valluga Racing	GBR	Porsche 911 GT3 Cup gen 2	Dino Zamparelli	GBR	CUPPA	4	18	4	1:52.575	6.843	0.267	149.5
37	215	NM Racing Team	ESP	Mercedes AMG GT4	Albert Estragues	ESP	CUPAM	1	14	6	1:53.327	7.595	0.752	148.5
38	44	CAME Racing Team	ITA	Porsche 911 GT3 Cup gen 1	Eugenio Pisani	ITA	CUPPA	5	18	7	1:53.761	8.029	0.434	147.9
39	215	NM Racing Team	ESP	Mercedes AMG GT4	August MacBeth	CHE	CUPAM	2	17	4	1:53.922	8.190	0.161	147.7
40	32	Three Sixty Racing Team	AND	Porsche 911 GT3 Cup gen 2	Fernando Fortes	BRA	CUPAM	3	30	20	1:54.074	8.342	0.152	147.5
41	45	CAME Racing Team	ITA	Porsche 911 GT3 Cup gen 1	Jan Antoszewski	POL	CUPPA	6	17	7	1:54.241	8.509	0.167	147.3
42	45	CAME Racing Team	ITA	Porsche 911 GT3 Cup gen 1	Mark Speakerwas	ITA	CUPPA	7	13	4	1:54.462	8.730	0.221	147.0
43	53	Q1 by EMG Motorsport	BEL	Porsche 992 GT3 Cup	Nicolas Vandierend	BEL	CUPPA	8	13	8	1:55.025	9.293	0.563	146.3
44	991	Valluga Racing	GBR	Porsche 911 GT3 Cup gen 2	Jan Klingelberg	CHE	CUPPA	9	13	4	1:55.050	9.318	0.025	146.2
45	27	Three Sixty Racing Team	AND	Porsche 911 GT3 Cup gen 2	Marcio Mauro	BRA	CUPAM	4	15	11	1:56.049	10.317	0.999	145.0
46	51	AF Corse	ITA	Ferrari 488 GT3 MY2020	Jay Schreiber	USA	AM	5	14	2	1:56.238	10.506	0.189	144.7
47	27	Three Sixty Racing Team	AND	Porsche 911 GT3 Cup gen 2	Oscar Aristot	ESP	CUPAM	5	15	8	1:56.539	10.807	0.301	144.4
48	5	Olimp Racing	POL	Audi R8 GT3 LMS 2018	Stanislaw Jedlinski	POL	AM	6	12	2	1:58.956	13.224	2.417	141.4
49	44	CAME Racing Team	ITA	Porsche 911 GT3 Cup gen 1	Stefano Bozzoni	ITA	CUPPA	10	12	5	2:02.792	17.060	3.836	137.0
50	50	Q1 by EMG Motorsport	BEL	Porsche 992 GT3 Cup	Filip Teunkens	BEL	CUPPA	11	3	2	2:17.043	31.311	14.251	122.8





Circuito de Barcelona

International GT Open

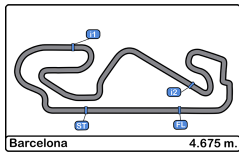
Race - 2

Distance and Speed Average



Cls	Nº	Entrant/Team	Nat	Driver 1	Nat	Driver 2	Nat	Vehicle	Cat	Cls	Laps	Distance	Total Time	Km/h
1	72	Inception Racing	GBR	Nick Moss	GBR	Joe Osborne	GBR	McLaren 720 S GT3	PROAM	1	33	154.27	1:00:17.259	153.5
2	77	Lechner Racing	AUT	Al Faisal Al Zubair	CAN	Andy Soucek	ESP	Porsche 911 GT3-R II 2019	PRO	1	33	154.27	1:00:17.945	153.5
3	63	Vincenzo Sospiri Racing	ITA	Michele Beretta	ITA	Frederik Schandorff	DNK	Lamborghini Huracan GT3 EVO	PRO	2	33	154.27	1:00:22.688	153.3
4	87	AKKA ASP	FRA	Jim Pla	FRA	Thomas Drouet	FRA	Mercedes AMG GT3 - 2020	PRO	3	33	154.27	1:00:25.079	153.2
5	19	Vincenzo Sospiri Racing	ITA	Baptiste Moulin	BEL	Yuki Nemoto	JPN	Lamborghini Huracan GT3 EVO	PRO	4	33	154.27	1:00:35.949	152.7
6	7	Inception Racing	GBR	Brendan Iribe	USA	Ollie Millroy	GBR	McLaren 720 S GT3	PROAM	2	33	154.27	1:00:37.907	152.6
7	9	2 Seas Motorsport	BHR	Martin Kodric	HRV	Ethan Simioni	CAN	Mercedes AMG GT3 2020	PRO	5	33	154.27	1:00:40.506	152.5
8	17	HP Racing International	DEU	Gerhard Tweraser	AUT	Jan Seyffert	DEU	Lamborghini Huracan GT3 EVO	PROAM	3	33	154.27	1:00:42.311	152.4
9	97	TF Sport	GBR	Michael Dinan	USA	Robby Foley	USA	Aston Martin GT3 AMR MY2019	PRO	6	33	154.27	1:00:43.233	152.4
10	22	Balfe Motorsport	GBR	Shaun Balfe	GBR	Adam Carroll	GBR	Audi R8 GT3 LMS 2019	PROAM	4	33	154.27	1:00:55.252	151.9
11	777	Olimp Racing	POL	Marcin Jedlinski	POL	Karol Basz	POL	Mercedes AMG GT3 - 2020	PROAM	5	33	154.27	1:00:56.480	151.8
12	11	Reno Racing	DNK	Jens Reno Moller	DNK	Marcus Paverud	NOR	Honda NSX GT3 Evo	PROAM	6	33	154.27	1:00:56.921	151.8
13	52	AF Corse	ITA	Cedric Sbirrazzuoli	MCO	Hugo Delacour	FRA	Ferrari 488 GT3 MY2020	PROAM	7	33	154.27	1:01:01.515	151.6
14	93	Baporo Motorsport	ESP	Daniel Diaz-Varela	ESP	Jaume Font	ESP	Mercedes AMG GT3 - 2020	AM	1	33	154.27	1:01:44.274	149.9
15	15	Twin Busch by Equipe Vitesse	DEU	Mario Hirsch	USA	Dominik Schraml	DEU	Mercedes AMG GT3 - 2020	PROAM	8	32	149.60	1:00:27.007	148.4
16	51	AF Corse	ITA	Oswaldo Negri	USA	Jay Schreiber	USA	Ferrari 488 GT3 MY2020	AM	2	32	149.60	1:02:09.486	144.4
17	54	Q1 by EMG Motorsport	BEL	Jan Laurysen	BEL			Porsche 992 GT3 Cup	CUPPA	1	31	144.92	1:01:29.135	141.4
18	53	Q1 by EMG Motorsport	BEL	Nicolas Vandierendonck	BEL	Dirk Schouten	NED	Porsche 992 GT3 Cup	CUPPA	2	31	144.92	1:01:56.119	140.3
19	215	NM Racing Team	ESP	August MacBeth	CHE	Albert Estragues	ESP	Mercedes AMG GT4	CUPAM	1	31	144.92	1:02:05.212	140.0
20	991	Valluga Racing	GBR	Dino Zamparelli	GBR	Jan Klingelberg	CHE	Porsche 911 GT3 Cup gen 2	CUPPA	3	31	144.92	1:02:07.238	139.9
21	45	CAME Racing Team	ITA	Mark Speakerwas	ITA	Jan Antoszewski	POL	Porsche 911 GT3 Cup gen 1	CUPPA	4	30	140.25	1:00:33.959	138.9
22	32	Three Sixty Racing Team	AND	Fernando Fortes	BRA			Porsche 911 GT3 Cup gen 2	CUPAM	2	30	140.25	1:00:46.523	138.4
23	27	Three Sixty Racing Team	AND	Marcio Mauro	BRA	Oscar Aristot	AND	Porsche 911 GT3 Cup gen 2	CUPAM	3	30	140.25	1:01:47.417	136.1
24	44	CAME Racing Team	ITA	Eugenio Pisani	ITA	Stefano Bozzoni	ITA	Porsche 911 GT3 Cup gen 1	CUPPA	5	30	140.25	1:02:15.936	135.1
25	5	Olimp Racing	POL	Stanislaw Jedlinski	POL	Krystian Korzeniowski	POL	Audi R8 GT3 LMS 2018	AM	3	29	135.57	1:01:04.913	133.1
Not classified: (Requirements: 75% of number laps of leader = 25 Laps)														
	50	Q1 by EMG Motorsport	BEL	Filip Teunkens	BEL	Bas Schouten	NED	Porsche 992 GT3 Cup	CUPPA	6	21	98.17	45:55.956	128.2
	47	AKM Motorsport	ITA	Loris Spinelli	ITA	Florian Scholze	DEU	Mercedes AMG GT3 - 2020	PROAM	9	5	23.37	9:07.922	153.5



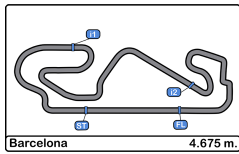


Circuit de Barcelona
International GT Open
Race - 2
Lap Analysis



5 Stanislaw Jedlinski Audi R8 GT3 LMS 2018							7 Brendan Iribe McLaren 720 S GT3								
AM Krystian Korzeniewski			Olimp Racing				PROAM			Ollie Millroy Inception Racing					
Lap	D	Time	Sector 1	Sector 2	Sector 3	T. Spd	Elapsed	Lap	D	Time	Sector 1	Sector 2	Sector 3	T. Spd	Elapsed
1	2	1:59.294	37.439	44.488	37.367	241.6	1:59.294	1	2	1:53.402	36.388	41.852	35.162	240.0	1:53.402
2	2	1:49.285	31.421	41.959	35.905	261.5	3:48.579	2	2	1:46.996	30.625	41.084	35.287	260.8	3:40.398
3	2	1:48.549	31.001	41.757	35.791	262.1	5:37.128	3	2	1:47.259	30.838	40.925	35.496	261.5	5:27.657
4	2	1:48.241	30.672	41.663	35.906	261.5	7:25.369	4	2	1:46.629	30.669	40.779	35.181	262.1	7:14.286
5	2	1:48.535	30.853	41.923	35.759	262.7	9:13.904	5	2	1:47.095	30.776	41.131	35.188	262.7	9:01.381
6	2	1:47.755	30.611	41.473	35.671	262.1	11:01.659	6	2	1:46.503	30.415	40.657	35.431	260.8	10:47.884
7	2	1:47.954	30.737	41.375	35.842	260.8	12:49.613	7	2	1:46.712	30.547	40.798	35.367	261.5	12:34.596
8	2	1:48.285	30.760	41.575	35.950	260.8	14:37.898	8	2	1:47.114	30.716	40.937	35.461	261.5	14:21.710
9	2	1:48.062	30.526	41.534	36.002	261.5	16:25.960	9	2	1:46.940	30.524	40.987	35.429	263.4	16:08.650
10	2	1:47.927	30.763	41.522	35.642	261.5	18:13.887	10	2	1:46.791	30.474	40.901	35.416	263.4	17:55.441
11	2	1:48.038	30.664	41.709	35.665	261.5	20:01.925	11	2	1:46.947	30.502	40.982	35.463	262.7	19:42.388
12	2	1:48.201	30.683	41.720	35.798	262.1	21:50.126	12	2	1:47.549	30.717	41.251	35.581	263.4	21:29.937
13	2	1:49.618	30.620	42.070	36.928	262.1	23:39.744	13	2	1:47.346	30.688	41.152	35.506	262.7	23:17.283
14	2	1:48.307	30.944	41.376	35.987	258.3	25:28.051	14	2	1:48.409	31.629	41.354	35.426	264.0	25:05.692
15	2	1:48.717	30.848	41.855	36.014	261.5	27:16.768	15	2	1:47.348	30.517	41.039	35.792	262.7	26:53.040
16	2	1:48.978	31.076	42.085	35.817	261.5	29:05.746	16	2	1:48.615	31.529	41.562	35.524	262.7	28:41.655
17	2	1:52.979 P	30.777	41.541	40.661	261.5	30:58.725	17	2	1:47.234	30.593	41.161	35.480	262.7	30:28.889
18	1	3:43.540	2:18.374	44.711	40.455	173.0	34:42.265	18	2	1:47.039	30.627	40.941	35.471	262.7	32:15.928
19	1	1:58.956	33.572	46.020	39.364	254.1	36:41.221	19	2	1:47.963	30.829	41.315	35.819	262.1	34:03.891
20	1	1:59.206	33.033	45.574	40.599	254.7	38:40.427	20	2	1:50.474 P	30.535	40.954	38.985	262.1	35:54.365
21	1	2:01.098	34.088	46.439	40.571	254.7	40:41.525	21	1	2:56.505	1:39.109	41.420	35.976	182.4	38:50.870
22	1	2:04.837	33.370	46.484	44.983	254.7	42:46.362	22	1	1:49.674	30.953	41.478	37.243	260.2	40:40.544
23	1	3:30.224 P	1:02.404	1:13.515	1:14.305	73.9	46:16.586	23	1	1:47.865	30.787	41.288	35.790	260.2	42:28.409
24	1	3:09.408	1:34.762	49.749	44.897	161.1	49:25.994	24	1	1:48.600	31.345	41.374	35.881	261.5	44:17.009
25	1	2:11.754	36.933	49.197	45.624	246.0	51:37.748	25	1	1:49.271	30.812	41.281	37.178	260.2	46:06.280
26	1	2:14.343	37.450	51.261	45.632	242.1	53:52.091	26	1	1:50.359	31.930	42.281	36.148	260.2	47:56.639
27	1	2:18.972	39.100	51.767	48.105	221.7	56:11.063	27	1	1:48.235	31.062	41.217	35.956	261.5	49:44.874
28	1	2:21.993	39.613	53.666	48.714	206.1	58:33.056	28	1	1:50.082	31.012	41.933	37.137	262.1	51:34.956
29	1	2:31.857	42.659	58.347	50.851	188.8	1:01:04.913	29	1	1:48.599	31.110	41.399	36.090	260.2	53:23.555
								30	1	1:49.761	30.669	42.927	36.165	262.1	55:13.316
								31	1	1:48.421	31.119	41.303	35.999	261.5	57:01.737
								32	1	1:48.358	31.212	41.157	35.989	258.3	58:50.095
								33	1	1:47.812	30.834	41.185	35.793	262.1	1:00:37.907





Circuit de Barcelona
International GT Open
Race - 2
Lap Analysis



9

Martin Kodric

Mercedes AMG GT3 2020

11

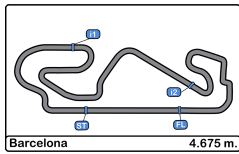
Jens Reno Moller

Honda NSX GT3 Evo

PRO Ethan Simioni 2 Seas Motorsport PROAM Marcus Paverud Reno Racing

Lap	D	Time	Sector 1	Sector 2	Sector 3	T. Spd	Elapsed	Lap	D	Time	Sector 1	Sector 2	Sector 3	T. Spd	Elapsed
1	2	1:57.140	37.094	42.887	37.159	230.7	1:57.140	1	2	1:58.973	37.701	43.718	37.554	243.2	1:58.973
2	2	1:48.123	30.932	41.296	35.895	253.5	3:45.263	2	2	1:49.037	31.299	41.790	35.948	261.5	3:48.010
3	2	1:47.620	30.723	41.190	35.707	255.3	5:32.883	3	2	1:48.180	31.126	41.522	35.532	261.5	5:36.190
4	2	1:47.606	30.598	41.162	35.846	261.5	7:20.489	4	2	1:48.788	30.703	41.318	36.767	262.1	7:24.978
5	2	1:47.466	30.642	41.167	35.657	258.3	9:07.955	5	2	1:47.731	30.925	41.312	35.494	260.8	9:12.709
6	2	1:47.779	30.582	41.000	36.197	254.7	10:55.734	6	2	1:47.832	30.869	41.253	35.710	262.1	11:00.541
7	2	1:47.408	30.624	40.998	35.786	255.3	12:43.142	7	2	1:47.803	30.803	41.378	35.622	260.2	12:48.344
8	2	1:47.198	30.565	41.181	35.452	258.9	14:30.340	8	2	1:47.782	30.672	41.479	35.631	261.5	14:36.126
9	2	1:47.386	30.448	41.270	35.668	262.1	16:17.726	9	2	1:47.960	30.735	41.398	35.827	262.1	16:24.086
10	2	1:47.269	30.530	41.089	35.650	262.7	18:04.995	10	2	1:47.585	30.749	41.239	35.597	260.8	18:11.671
11	2	1:47.556	30.595	41.316	35.645	258.3	19:52.551	11	2	1:48.076	30.785	41.535	35.756	260.8	19:59.747
12	2	1:48.414	30.575	41.171	36.668	258.3	21:40.965	12	2	1:48.012	30.774	41.296	35.942	261.5	21:47.759
13	2	1:48.474	30.827	41.223	36.424	252.3	23:29.439	13	2	1:48.398	30.880	41.638	35.880	262.1	23:36.157
14	2	1:51.306 P	30.834	41.455	39.017	256.5	25:20.745	14	2	1:49.566	30.970	42.147	36.449	261.5	25:25.723
15	1	3:00.651	1:43.199	42.041	35.411	182.1	28:21.396	15	2	1:48.227	30.895	41.433	35.899	260.2	27:13.950
16	1	1:47.141	30.477	41.351	35.313	257.1	30:08.537	16	2	1:48.155	30.854	41.568	35.733	260.2	29:02.105
17	1	1:47.814	30.564	41.941	35.309	262.1	31:56.351	17	2	1:52.656 P	30.869	41.738	40.049	260.2	30:54.761
18	1	1:47.149	30.614	41.168	35.367	257.7	33:43.500	18	1	2:52.665	1:34.579	42.021	36.065	182.7	33:47.426
19	1	1:47.853	30.630	41.035	36.188	260.2	35:31.353	19	1	1:48.451	31.029	41.580	35.842	260.2	35:35.877
20	1	1:49.946	31.123	41.933	36.890	258.9	37:21.299	20	1	1:48.096	30.860	41.391	35.845	262.7	37:23.973
21	1	1:47.532	31.067	41.020	35.445	259.6	39:08.831	21	1	1:49.254	30.734	41.524	36.996	262.7	39:13.227
22	1	1:47.195	30.577	41.031	35.587	258.9	40:56.026	22	1	1:48.101	30.858	41.559	35.684	260.8	41:01.328
23	1	1:48.253	30.408	41.027	36.818	259.6	42:44.279	23	1	1:48.250	30.733	41.520	35.997	263.4	42:49.578
24	1	1:48.621	30.860	40.892	36.869	254.1	44:32.900	24	1	1:48.521	30.869	41.703	35.949	262.1	44:38.099
25	1	1:47.740	31.006	41.032	35.702	252.3	46:20.640	25	1	1:48.958	30.725	42.148	36.085	262.7	46:27.057
26	1	1:47.741	30.716	41.511	35.514	255.9	48:08.381	26	1	1:48.657	30.840	41.741	36.076	262.1	48:15.714
27	1	1:48.098	30.569	41.647	35.882	260.2	49:56.479	27	1	1:48.810	30.986	41.762	36.062	262.1	50:04.524
28	1	1:46.328	30.453	40.625	35.250	258.3	51:42.807	28	1	1:49.196	31.954	41.270	35.972	264.0	51:53.720
29	1	1:47.150	30.934	40.984	35.232	260.8	53:29.957	29	1	1:49.960	31.295	42.318	36.347	262.7	53:43.680
30	1	1:46.326	30.373	40.881	35.072	260.2	55:16.283	30	1	1:48.190	30.977	41.467	35.746	262.1	55:31.870
31	1	1:46.947	30.365	40.875	35.707	259.6	57:03.230	31	1	1:48.075	30.663	41.630	35.782	261.5	57:19.945
32	1	1:48.618	30.593	41.541	36.484	258.3	58:51.848	32	1	1:48.199	30.910	41.698	35.591	262.1	59:08.144
33	1	1:48.658	30.883	41.381	36.394	260.8	1:00:40.506	33	1	1:48.777	30.888	41.674	36.215	262.7	1:00:56.921





Circuit de Barcelona
International GT Open
Race - 2
Lap Analysis



15

Mario Hirsch

Mercedes AMG GT3 - 2020

17

Gerhard Tweraser

Lamborghini Huracan GT3 EVO

PROAM

Dominik Schraml

Twin Busch by Equipe Vitesse

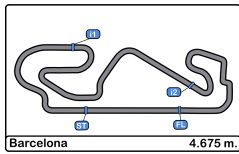
PROAM

Jan Seyffert

HP Racing International

Lap	D	Time	Sector 1	Sector 2	Sector 3	T. Spd	Elapsed	Lap	D	Time	Sector 1	Sector 2	Sector 3	T. Spd	Elapsed
1	2	2:00.079	39.418	43.695	36.966	227.3	2:00.079	1	1	1:58.640	37.271	43.863	37.506	234.7	1:58.640
2	2	1:49.688	31.693	42.018	35.977	257.7	3:49.767	2	1	1:48.939	31.133	41.540	36.266	258.3	3:47.579
3	2	1:48.500	30.997	41.523	35.980	258.3	5:38.267	3	1	1:48.104	30.993	41.226	35.885	258.3	5:35.683
4	2	1:48.392	30.904	41.684	35.804	256.5	7:26.659	4	1	1:48.841	30.662	41.771	36.408	258.3	7:24.524
5	2	1:48.525	30.918	41.618	35.989	258.3	9:15.184	5	1	1:47.476	30.794	41.194	35.488	257.7	9:12.000
6	2	1:48.517	30.867	41.743	35.907	257.1	11:03.701	6	1	1:47.159	30.681	41.005	35.473	258.9	10:59.159
7	2	1:48.460	31.025	41.710	35.725	258.9	12:52.161	7	1	1:47.324	30.641	41.229	35.454	258.3	12:46.483
8	2	1:48.838	31.026	41.695	36.117	260.2	14:40.999	8	1	1:47.526	30.774	41.132	35.620	258.9	14:34.009
9	2	1:48.718	30.995	41.643	36.080	258.3	16:29.717	9	1	1:47.649	30.634	41.245	35.770	262.7	16:21.658
10	2	1:49.104	30.935	41.803	36.366	257.7	18:18.821	10	1	1:48.045	30.572	41.237	36.236	262.7	18:09.703
11	2	1:48.809	31.069	41.644	36.096	258.9	20:07.630	11	1	1:48.065	30.805	41.331	35.929	262.7	19:57.768
12	2	1:49.073	30.902	41.915	36.256	258.3	21:56.703	12	1	1:47.504	30.737	41.236	35.531	262.7	21:45.272
13	2	1:49.134	31.075	41.715	36.344	257.7	23:45.837	13	1	1:47.436	30.597	41.208	35.631	262.1	23:32.708
14	2	1:49.230	31.113	41.723	36.394	257.7	25:35.067	14	1	1:48.155	31.238	41.366	35.551	262.7	25:20.863
15	2	1:48.763	31.091	41.637	36.035	258.3	27:23.830	15	1	1:51.922 P	30.670	41.134	40.118	262.1	27:12.785
16	2	1:49.379	30.931	42.078	36.370	259.6	29:13.209	16	2	2:54.575	1:36.371	41.684	36.520	181.5	30:07.360
17	2	1:49.002	30.946	41.755	36.301	259.6	31:02.211	17	2	1:48.230	31.091	41.691	35.448	261.5	31:55.590
18	2	1:48.371	30.813	41.438	36.120	257.1	32:50.582	18	2	1:47.257	30.763	41.184	35.310	262.1	33:42.847
19	2	1:53.960 P	30.813	41.576	41.571	257.1	34:44.542	19	2	1:48.234	30.668	41.119	36.447	262.1	35:31.081
20	1	3:05.501	1:45.382	42.966	37.153	180.6	37:50.043	20	2	1:49.838	31.152	42.160	36.526	260.2	37:20.919
21	1	1:51.571	31.831	42.714	37.026	256.5	39:41.614	21	2	1:47.282	30.683	41.134	35.465	258.9	39:08.201
22	1	1:51.232	31.572	42.408	37.252	257.7	41:32.846	22	2	1:47.149	30.756	41.061	35.332	260.8	40:55.350
23	1	1:52.632	31.883	42.836	37.913	257.7	43:25.478	23	2	1:47.893	30.686	41.119	36.088	260.2	42:43.243
24	1	1:54.359	32.582	43.803	37.974	256.5	45:19.837	24	2	1:49.424	30.772	40.975	37.677	258.3	44:32.667
25	1	1:52.658	32.009	43.041	37.608	255.9	47:12.495	25	2	1:47.592	30.941	41.004	35.647	257.1	46:20.259
26	1	1:52.953	31.963	43.039	37.951	255.9	49:05.448	26	2	1:47.405	30.464	41.559	35.382	260.8	48:07.664
27	1	1:52.965	31.935	43.345	37.685	256.5	50:58.413	27	2	1:49.962	30.589	42.156	37.217	260.8	49:57.626
28	1	1:53.057	31.943	43.065	38.049	255.9	52:51.470	28	2	1:46.941	30.664	40.983	35.294	260.2	51:44.567
29	1	1:53.184	32.176	43.347	37.661	257.1	54:44.654	29	2	1:47.416	30.646	41.447	35.323	263.4	53:31.983
30	1	1:52.882	32.056	43.156	37.670	257.1	56:37.536	30	2	1:47.136	30.526	41.089	35.521	262.7	55:19.119
31	1	1:55.004	32.294	44.520	38.190	255.3	58:32.540	31	2	1:47.087	30.452	41.199	35.436	261.5	57:06.206
32	1	1:54.467	32.239	44.487	37.741	254.1	1:00:27.007	32	2	1:46.891	30.433	41.108	35.350	260.8	58:53.097
								33	2	1:49.214	30.929	41.342	36.943	264.0	1:00:42.311





Circuit de Barcelona
International GT Open
Race - 2
Lap Analysis

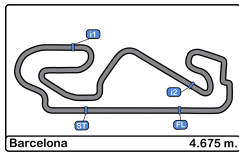


19 Baptiste Moulin **Lamborghini Huracan GT3 EVO** **22** Shaun Balfe **Audi R8 GT3 LMS 2019**

PRO Yuki Nemoto Vincenzo Sospiri Racing PROAM Adam Carroll Balfe Motorsport

Lap	D	Time	Sector 1	Sector 2	Sector 3	T. Spd	Elapsed	Lap	D	Time	Sector 1	Sector 2	Sector 3	T. Spd	Elapsed
1	1	1:58.207	37.976	43.300	36.931	223.6	1:58.207	1	2	1:56.569	37.252	42.861	36.456	238.9	1:56.569
2	1	1:48.921	31.019	41.787	36.115	259.6	3:47.128	2	2	1:48.018	30.884	41.459	35.675	259.6	3:44.587
3	1	1:48.009	30.996	41.430	35.583	261.5	5:35.137	3	2	1:47.559	30.750	41.274	35.535	259.6	5:32.146
4	1	1:48.049	31.009	41.329	35.711	259.6	7:23.186	4	2	1:47.644	30.568	41.632	35.444	260.8	7:19.790
5	1	1:47.467	30.678	41.301	35.488	260.2	9:10.653	5	2	1:47.440	30.590	41.322	35.528	258.3	9:07.230
6	1	1:47.576	30.780	41.236	35.560	260.2	10:58.229	6	2	1:47.144	30.642	41.146	35.356	258.9	10:54.374
7	1	1:47.513	30.772	41.318	35.423	259.6	12:45.742	7	2	1:47.350	30.711	41.341	35.298	260.8	12:41.724
8	1	1:47.568	30.725	41.296	35.547	260.2	14:33.310	8	2	1:47.556	30.619	41.559	35.378	259.6	14:29.280
9	1	1:47.592	30.838	41.375	35.379	261.5	16:20.902	9	2	1:47.209	30.597	41.148	35.464	261.5	16:16.489
10	1	1:48.378	30.818	41.405	36.155	260.8	18:09.280	10	2	1:47.247	30.519	41.268	35.460	260.8	18:03.736
11	1	1:48.035	30.865	41.438	35.732	260.8	19:57.315	11	2	1:47.448	30.683	41.188	35.577	258.9	19:51.184
12	1	1:48.974	30.802	41.477	36.695	262.7	21:46.289	12	2	1:48.206	30.706	41.459	36.041	258.9	21:39.390
13	1	1:48.572	30.857	41.904	35.811	260.2	23:34.861	13	2	1:47.690	30.628	41.405	35.657	259.6	23:27.080
14	1	1:52.857 P	30.912	42.006	39.939	260.8	25:27.718	14	2	1:47.887	30.820	41.400	35.667	259.6	25:14.967
15	2	2:48.420	1:32.857	40.657	34.906	182.7	28:16.138	15	2	1:47.857	30.711	41.344	35.802	260.2	27:02.824
16	2	1:48.782	30.605	41.933	36.244	259.6	30:04.920	16	2	1:47.635	30.690	41.335	35.610	260.2	28:50.459
17	2	1:46.374	30.390	40.777	35.207	260.2	31:51.294	17	2	1:52.439 P	30.563	41.734	40.142	260.8	30:42.898
18	2	1:46.191	30.210	41.119	34.862	260.8	33:37.485	18	1	2:58.377	1:40.222	41.771	36.384	182.1	33:41.275
19	2	1:46.182	30.257	40.949	34.976	260.2	35:23.667	19	1	1:49.539	31.081	41.872	36.586	262.1	35:30.814
20	2	1:46.148	30.273	40.801	35.074	260.8	37:09.815	20	1	1:50.764	31.157	43.079	36.528	256.5	37:21.578
21	2	1:56.320	31.016	41.056	44.248	263.4	39:06.135	21	1	1:49.835	31.626	41.768	36.441	262.1	39:11.413
22	2	1:47.038	30.642	40.917	35.479	257.7	40:53.173	22	1	1:48.658	30.959	41.813	35.886	258.9	41:00.071
23	2	1:47.811	30.403	41.061	36.347	260.8	42:40.984	23	1	1:48.397	30.924	41.583	35.890	259.6	42:48.468
24	2	1:47.157	30.440	41.338	35.379	260.2	44:28.141	24	1	1:48.346	30.887	41.545	35.914	258.9	44:36.814
25	2	1:46.863	30.334	40.857	35.672	260.8	46:15.004	25	1	1:48.361	30.778	41.739	35.844	258.3	46:25.175
26	2	1:48.027	30.559	41.464	36.004	262.1	48:03.031	26	1	1:48.254	30.818	41.563	35.873	258.9	48:13.429
27	2	1:47.514	31.099	41.111	35.304	266.0	49:50.545	27	1	1:49.243	30.810	41.861	36.572	260.8	50:02.672
28	2	1:47.068	30.511	40.863	35.694	258.9	51:37.613	28	1	1:49.068	31.314	41.830	35.924	258.3	51:51.740
29	2	1:46.792	30.535	40.888	35.369	258.9	53:24.405	29	1	1:49.140	30.911	42.094	36.135	256.5	53:40.880
30	2	1:47.422	30.418	41.727	35.277	260.2	55:11.827	30	1	1:48.564	30.862	41.619	36.083	258.3	55:29.444
31	2	1:46.707	30.462	40.772	35.473	256.5	56:58.534	31	1	1:48.448	30.865	41.762	35.821	257.1	57:17.892
32	2	1:46.906	30.433	40.887	35.586	258.9	58:45.440	32	1	1:48.432	30.758	41.646	36.028	257.7	59:06.324
33	2	1:47.509	30.663	41.217	35.629	258.9	1:00:32.949	33	1	1:48.928	30.764	41.787	36.377	257.7	1:00:55.252





Circuit de Barcelona
International GT Open
Race - 2
Lap Analysis



27

Marcio Mauro

Porsche 911 GT3 Cup gen 2

32

Fernando Fortes

Porsche 911 GT3 Cup gen 2

CUPAM

Oscar Aristot

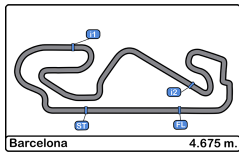
Three Sixty Racing Team

CUPAM

Three Sixty Racing Team

Lap	D	Time	Sector 1	Sector 2	Sector 3	T. Spd	Elapsed	Lap	D	Time	Sector 1	Sector 2	Sector 3	T. Spd	Elapsed
1	2	2:08.326	42.402	46.304	39.620	237.3	2:08.326	1		2:06.177	41.058	45.822	39.297	236.3	2:06.177
2	2	1:57.621	33.552	44.965	39.104	248.2	4:05.947	2		1:56.939	33.451	44.603	38.885	250.0	4:03.116
3	2	1:56.928	33.427	44.753	38.748	248.8	6:02.875	3		1:54.811	32.931	43.964	37.916	251.1	5:57.927
4	2	1:56.865	33.313	44.610	38.942	248.8	7:59.740	4		1:54.139	32.607	44.119	37.413	251.1	7:52.066
5	2	1:56.548	33.284	44.580	38.684	247.1	9:56.288	5		1:55.400	32.747	44.556	38.097	251.7	9:47.466
6	2	1:56.578	33.235	44.587	38.756	248.2	11:52.866	6		1:54.816	32.690	44.159	37.967	252.3	11:42.282
7	2	1:56.793	33.384	44.595	38.814	248.8	13:49.659	7		1:54.653	32.719	44.108	37.826	250.5	13:36.935
8	2	1:56.539	33.182	44.298	39.059	249.4	15:46.198	8		1:54.817	32.728	44.071	38.018	251.7	15:31.752
9	2	1:56.650	33.359	44.747	38.544	249.4	17:42.848	9		1:55.031	32.637	44.068	38.326	251.1	17:26.783
10	2	1:57.608	33.364	45.362	38.882	249.4	19:40.456	10		1:55.380	32.848	44.400	38.132	251.1	19:22.163
11	2	2:00.651	33.949	47.081	39.621	248.8	21:41.107	11		1:55.582	32.814	44.183	38.585	250.5	21:17.745
12	2	1:58.431	33.687	45.512	39.232	250.0	23:39.538	12		1:56.897	33.684	45.034	38.179	254.1	23:14.642
13	2	1:58.251	33.470	44.483	40.298	247.1	25:37.789	13		2:02.368 P	32.973	44.433	44.962	251.1	25:17.010
14	2	1:56.920	33.416	44.515	38.989	249.4	27:34.709	14		4:47.447	3:24.483	44.857	38.107	165.8	30:04.457
15	2	2:02.980 P	33.478	44.859	44.643	248.8	29:37.689	15		1:55.268	33.224	44.227	37.817	248.2	31:59.725
16	1	4:46.059	3:20.713	46.375	38.971	157.4	34:23.748	16		1:54.264	32.732	43.918	37.614	250.0	33:53.989
17	1	1:58.861	33.930	46.234	38.697	243.7	36:22.609	17		1:54.562	32.869	44.263	37.430	250.0	35:48.551
18	1	1:56.857	33.518	44.719	38.620	246.0	38:19.466	18		1:55.262	33.830	43.671	37.761	250.5	37:43.813
19	1	1:56.870	33.445	45.086	38.339	247.1	40:16.336	19		1:54.498	32.647	44.112	37.739	250.0	39:38.311
20	1	1:56.527	33.226	44.796	38.505	248.8	42:12.863	20		1:54.074	32.576	43.842	37.656	250.0	41:32.385
21	1	1:56.569	33.175	44.773	38.621	248.8	44:09.432	21		1:54.845	33.366	43.901	37.578	249.4	43:27.230
22	1	1:56.830	33.388	44.271	39.171	248.2	46:06.262	22		1:55.274	33.220	44.550	37.504	250.5	45:22.504
23	1	1:56.157	33.684	44.365	38.108	246.5	48:02.419	23		1:54.377	32.805	43.672	37.900	250.5	47:16.881
24	1	2:00.317	34.159	45.885	40.273	251.1	50:02.736	24		1:55.608	33.816	43.881	37.911	249.4	49:12.489
25	1	1:58.856	34.786	45.312	38.758	248.8	52:01.592	25		1:55.126	33.020	44.296	37.810	249.4	51:07.615
26	1	1:56.049	33.554	44.544	37.951	250.5	53:57.641	26		1:56.036	34.241	43.949	37.846	249.4	53:03.651
27	1	1:57.933	33.245	45.048	39.640	251.7	55:55.574	27		1:54.896	33.295	43.911	37.690	250.5	54:58.547
28	1	1:56.713	33.333	44.972	38.408	249.4	57:52.287	28		1:55.435	32.951	44.514	37.970	250.5	56:53.982
29	1	1:56.433	33.232	44.820	38.381	248.2	59:48.720	29		1:55.643	32.866	44.984	37.793	249.4	58:49.625
30	1	1:58.697	33.765	45.546	39.386	248.8	1:01:47.417	30		1:56.898	33.293	45.311	38.294	248.8	1:00:46.523





Circuit de Barcelona
International GT Open
Race - 2
Lap Analysis



44

Eugenio Pisani

Porsche 911 GT3 Cup gen 1

45

Mark Speakerwas

Porsche 911 GT3 Cup gen 1

CUPPA

Stefano Bozzoni

CAME Racing Team

CUPPA

Jan Antoszewski

CAME Racing Team

Lap	D	Time	Sector 1	Sector 2	Sector 3	T. Spd	Elapsed	Lap	D	Time	Sector 1	Sector 2	Sector 3	T. Spd	Elapsed
1	1	2:05.519	41.352	45.683	38.484	232.2	2:05.519	1	1	2:04.318	40.047	45.820	38.451	237.3	2:04.318
2	1	1:54.738	32.969	44.228	37.541	249.4	4:00.257	2	1	1:57.106	33.509	45.303	38.294	247.1	4:01.424
3	1	1:54.003	32.579	43.961	37.463	248.8	5:54.260	3	1	1:54.506	32.813	44.028	37.665	248.8	5:55.930
4	1	1:54.240	32.691	43.872	37.677	248.8	7:48.500	4	1	1:54.462	32.691	43.911	37.860	248.8	7:50.392
5	1	1:54.201	32.551	44.055	37.595	248.2	9:42.701	5	1	1:55.713	32.693	45.087	37.933	250.0	9:46.105
6	1	1:53.998	32.587	43.768	37.643	248.2	11:36.699	6	1	1:54.618	32.756	44.047	37.815	250.0	11:40.723
7	1	1:53.761	32.588	43.641	37.532	248.2	13:30.460	7	1	1:54.699	32.823	44.356	37.520	249.4	13:35.422
8	1	1:54.084	32.665	43.854	37.565	248.8	15:24.544	8	1	1:55.227	32.763	44.614	37.850	249.4	15:30.649
9	1	1:53.987	32.596	43.760	37.631	249.4	17:18.531	9	1	1:55.293	32.974	44.387	37.932	249.4	17:25.942
10	1	1:53.903	32.508	43.723	37.672	249.4	19:12.434	10	1	1:55.244	32.947	44.662	37.635	248.8	19:21.186
11	1	1:54.106	32.766	43.862	37.478	248.2	21:06.540	11	1	1:56.405	32.892	44.814	38.699	248.2	21:17.591
12	1	1:54.624	32.608	44.110	37.906	249.4	23:01.164	12	1	1:56.102	33.509	44.637	37.956	242.6	23:13.693
13	1	1:54.954	33.045	44.014	37.895	249.4	24:56.118	13	1	2:17.117 P	48.283	45.179	43.655	248.8	25:30.810
14	1	1:54.815	32.926	44.039	37.850	248.8	26:50.933	14	2	4:20.490	2:58.062	44.364	38.064	169.0	29:51.300
15	1	1:55.154	32.765	44.384	38.005	249.4	28:46.087	15	2	1:54.399	32.673	44.068	37.658	246.5	31:45.699
16	1	1:55.280	33.320	44.029	37.931	250.0	30:41.367	16	2	1:55.028	32.802	44.391	37.835	246.5	33:40.727
17	1	1:55.647	32.817	44.648	38.182	249.4	32:37.014	17	2	1:54.610	32.902	44.147	37.561	248.2	35:35.337
18	1	1:59.388 P	32.897	44.356	42.135	248.8	34:36.402	18	2	1:54.862	33.079	44.187	37.596	248.2	37:30.199
19	2	4:39.575	3:08.625	47.001	43.949	166.1	39:15.977	19	2	1:54.457	32.842	44.100	37.515	247.7	39:24.656
20	2	2:04.930	35.437	48.284	41.209	244.3	41:20.907	20	2	1:54.241	32.753	43.832	37.656	249.4	41:18.897
21	2	2:04.180	34.855	47.981	41.344	248.8	43:25.087	21	2	1:54.422	32.979	43.919	37.524	248.8	43:13.319
22	2	2:04.212	35.334	48.581	40.297	244.3	45:29.299	22	2	1:55.740	33.011	44.770	37.959	247.1	45:09.059
23	2	2:02.792	35.186	47.177	40.429	245.4	47:32.091	23	2	1:54.733	33.101	44.101	37.531	249.4	47:03.792
24	2	2:03.921	35.344	48.157	40.420	243.2	49:36.012	24	2	1:54.758	32.878	44.341	37.539	248.8	48:58.550
25	2	2:05.369	35.263	48.128	41.978	245.4	51:41.381	25	2	1:54.462	32.960	43.850	37.652	247.7	50:53.012
26	2	2:10.867	37.672	50.386	42.809	243.2	53:52.248	26	2	1:54.586	32.968	44.101	37.517	248.2	52:47.598
27	2	2:03.028	34.906	47.163	40.959	243.2	55:55.276	27	2	1:54.693	32.898	44.022	37.773	248.8	54:42.291
28	2	2:04.500	35.177	47.725	41.598	243.2	57:59.776	28	2	1:54.901	33.005	44.171	37.725	247.7	56:37.192
29	2	2:10.083	37.797	48.806	43.480	241.6	1:00:09.859	29	2	1:56.229	33.671	44.686	37.872	248.2	58:33.421
30	2	2:06.077	35.752	47.523	42.802	244.3	1:02:15.936	30	2	1:55.538	33.388	44.307	37.843	248.8	1:00:28.959

47

Loris Spinelli

Mercedes AMG GT3 - 2020

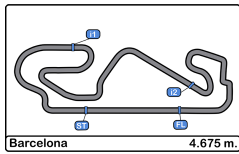
PROAM

Florian Scholze

AKM Motorsport

Lap	D	Time	Sector 1	Sector 2	Sector 3	T. Spd	Elapsed
1	1	1:52.099	34.952	41.921	35.226	240.5	1:52.099
2	1	1:47.262	30.678	41.188	35.396	260.2	3:39.361
3	1	1:46.944	30.624	41.069	35.251	258.3	5:26.305
4	1	1:46.819	30.445	41.003	35.371	258.9	7:13.124
5	1	1:54.798 P	31.607	42.498	40.693	260.2	9:07.922





Circuit de Barcelona
International GT Open
Race - 2
Lap Analysis



50

Filip Teunkens

Porsche 992 GT3 Cup **51**

Oswaldo Negri

Ferrari 488 GT3 MY2020

CUPPA

Bas Schouten

Q1 by EMG Motorsport

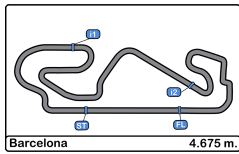
AM

Jay Schreiberman

AF Corse

Lap	D	Time	Sector 1	Sector 2	Sector 3	T. Spd	Elapsed	Lap	D	Time	Sector 1	Sector 2	Sector 3	T. Spd	Elapsed
1	2	2:01.955	40.017	44.201	37.737	237.8	2:01.955	1	1	2:00.753	39.107	43.864	37.782	232.7	2:00.753
2	2	1:52.133	32.410	43.032	36.691	250.0	3:54.088	2	1	1:49.925	31.423	42.264	36.238	257.1	3:50.678
3	2	1:52.026	32.357	42.934	36.735	248.8	5:46.114	3	1	1:49.097	31.152	41.855	36.090	259.6	5:39.775
4	2	1:51.746	32.299	42.803	36.644	247.1	7:37.860	4	1	1:47.977	30.763	41.461	35.753	259.6	7:27.752
5	2	1:51.885	32.248	42.895	36.742	248.2	9:29.745	5	1	1:48.148	30.783	41.526	35.839	259.6	9:15.900
6	2	1:51.827	32.429	42.841	36.557	248.2	11:21.572	6	1	1:48.553	30.796	41.749	36.008	260.2	11:04.453
7	2	1:51.960	32.495	42.842	36.623	248.8	13:13.532	7	1	1:48.615	30.871	41.713	36.031	260.8	12:53.068
8	2	1:51.830	32.315	42.892	36.623	248.2	15:05.362	8	1	1:48.544	30.805	41.742	35.997	260.8	14:41.612
9	2	1:51.874	32.257	42.930	36.687	248.8	16:57.236	9	1	1:48.901	30.883	41.876	36.142	260.8	16:30.513
10	2	1:51.984	32.296	42.882	36.806	248.8	18:49.220	10	1	1:48.987	30.822	41.819	36.346	260.2	18:19.500
11	2	1:52.407	32.537	43.169	36.701	248.8	20:41.627	11	1	1:49.024	30.988	41.807	36.229	259.6	20:08.524
12	2	1:52.253	32.401	43.021	36.831	248.8	22:33.880	12	1	1:48.836	30.999	41.582	36.255	258.9	21:57.360
13	2	1:52.622	32.515	43.261	36.846	248.8	24:26.502	13	1	1:49.043	30.979	41.749	36.315	259.6	23:46.403
14	2	1:52.783	32.584	43.270	36.929	248.8	26:19.285	14	1	1:49.576	31.012	41.861	36.703	260.2	25:35.979
15	2	1:52.453	32.367	42.992	37.094	248.8	28:11.738	15	1	1:48.637	30.819	41.671	36.147	259.6	27:24.616
16	2	1:54.138	32.580	43.251	38.307	248.8	30:05.876	16	1	1:49.071	30.860	41.762	36.449	260.8	29:13.687
17	2	1:54.438	32.720	44.233	37.485	248.8	32:00.314	17	1	1:49.299	30.976	41.841	36.482	262.1	31:02.986
18	2	1:57.685 P	32.500	43.908	41.277	252.3	33:57.999	18	1	1:54.751 P	31.441	41.914	41.396	258.9	32:57.737
19	1	4:30.220	3:02.200	44.790	43.230	169.0	38:28.219	19	2	3:09.553	1:45.837	44.291	39.425	169.5	36:07.290
20	1	2:17.043 P	35.838	50.305	50.900	243.7	40:45.262	20	2	1:56.238	33.113	44.451	38.674	254.7	38:03.528
21	1	5:10.694 P	3:16.641	55.648	58.405	167.7	45:55.956	21	2	1:56.718	32.860	44.565	39.293	254.1	40:00.246
								22	2	1:58.863	33.585	44.920	40.358	251.7	41:59.109
								23	2	1:57.919	33.201	44.947	39.771	254.7	43:57.028
								24	2	2:01.957	33.306	46.221	42.430	253.5	45:58.985
								25	2	2:02.453	33.696	45.803	42.954	252.9	48:01.438
								26	2	2:00.777	34.150	45.418	41.209	252.9	50:02.215
								27	2	2:04.422	35.047	48.453	40.922	252.9	52:06.637
								28	2	1:59.334	33.902	45.236	40.196	252.9	54:05.971
								29	2	2:00.895	33.886	45.581	41.428	254.7	56:06.866
								30	2	2:02.207	33.782	47.227	41.198	248.2	58:09.073
								31	2	1:59.193	33.747	45.164	40.282	252.3	1:00:08.266
								32	2	2:01.220	33.142	46.334	41.744	254.7	1:02:09.486





Circuit de Barcelona
International GT Open
Race - 2
Lap Analysis



52

Cedric Sbirrazzuoli

Ferrari 488 GT3 MY2020

53

Nicolas Vandierendonck

Porsche 992 GT3 Cup

PROAM

Hugo Delacour

AF Corse

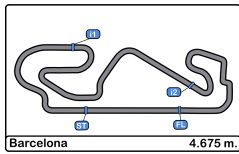
CUPPA

Dirk Schouten

Q1 by EMG Motorsport

Lap	D	Time	Sector 1	Sector 2	Sector 3	T. Spd	Elapsed	Lap	D	Time	Sector 1	Sector 2	Sector 3	T. Spd	Elapsed
1	2	2:01.346	39.108	44.333	37.905	238.9	2:01.346	1	2	2:04.926	40.973	45.407	38.546	227.8	2:04.926
2	2	1:50.197	31.557	42.302	36.338	257.1	3:51.543	2	2	1:54.099	32.831	43.831	37.437	249.4	3:59.025
3	2	1:49.178	31.307	41.712	36.159	258.9	5:40.721	3	2	1:53.037	32.623	43.429	36.985	248.2	5:52.062
4	2	1:48.992	30.973	41.785	36.234	260.8	7:29.713	4	2	1:52.810	32.459	43.096	37.255	248.8	7:44.872
5	2	1:48.925	30.971	41.753	36.201	259.6	9:18.638	5	2	1:52.640	32.335	43.204	37.101	248.2	9:37.512
6	2	1:49.032	30.995	41.727	36.310	258.9	11:07.670	6	2	1:52.515	32.378	43.130	37.007	248.2	11:30.027
7	2	1:48.578	30.941	41.471	36.166	257.7	12:56.248	7	2	1:52.308	32.219	43.054	37.035	248.2	13:22.335
8	2	1:48.848	30.952	41.594	36.302	258.3	14:45.096	8	2	1:52.309	32.391	43.038	36.880	249.4	15:14.644
9	2	1:49.907	31.010	42.600	36.297	258.9	16:35.003	9	2	1:52.537	32.381	43.144	37.012	249.4	17:07.181
10	2	1:49.276	31.124	41.976	36.176	258.3	18:24.279	10	2	1:52.566	32.323	43.011	37.232	248.8	18:59.747
11	2	1:49.672	31.243	42.107	36.322	258.9	20:13.951	11	2	1:52.346	32.355	43.044	36.947	248.8	20:52.093
12	2	1:49.885	31.207	41.703	36.975	259.6	22:03.836	12	2	1:52.619	32.324	43.109	37.186	248.8	22:44.712
13	2	1:49.841	31.349	42.103	36.389	258.3	23:53.677	13	2	1:52.919	32.305	43.307	37.307	249.4	24:37.631
14	2	1:53.777 P	31.101	41.958	40.718	257.7	25:47.454	14	2	1:52.686	32.392	43.250	37.044	249.4	26:30.317
15	1	2:53.128	1:36.380	41.256	35.492	183.9	28:40.582	15	2	1:53.247	32.377	43.282	37.588	248.8	28:23.564
16	1	1:47.139	30.537	41.165	35.437	258.9	30:27.721	16	2	1:53.029	32.442	43.174	37.413	249.4	30:16.593
17	1	1:46.845	30.370	41.050	35.425	257.1	32:14.566	17	2	1:53.479	32.447	43.731	37.301	248.8	32:10.072
18	1	1:47.675	30.710	41.130	35.835	260.2	34:02.241	18	2	1:57.670 P	32.482	43.486	41.702	248.2	34:07.742
19	1	1:46.961	30.517	40.915	35.529	258.3	35:49.202	19	1	4:36.562	3:14.211	44.189	38.162	170.3	38:44.304
20	1	1:47.517	30.667	41.304	35.546	264.0	37:36.719	20	1	1:56.001	33.019	44.058	38.924	248.8	40:40.305
21	1	1:48.010	30.506	41.341	36.163	260.8	39:24.729	21	1	1:56.241	33.115	44.832	38.294	247.1	42:36.546
22	1	1:48.816	30.716	42.490	35.610	257.1	41:13.545	22	1	1:56.872	33.028	44.353	39.491	247.7	44:33.418
23	1	1:47.742	30.750	41.303	35.689	258.9	43:01.287	23	1	1:56.093	33.601	44.242	38.250	243.7	46:29.511
24	1	1:48.099	30.962	41.269	35.868	258.3	44:49.386	24	1	1:55.469	33.243	44.033	38.193	247.7	48:24.980
25	1	1:48.357	31.019	41.550	35.788	260.2	46:37.743	25	1	1:55.302	33.147	44.088	38.067	248.2	50:20.282
26	1	1:47.450	30.668	41.243	35.539	257.7	48:25.193	26	1	1:55.025	32.987	44.075	37.963	247.7	52:15.307
27	1	1:47.748	30.815	41.270	35.663	258.3	50:12.941	27	1	1:55.576	32.993	44.488	38.095	248.2	54:10.883
28	1	1:48.965	30.713	41.395	36.857	259.6	52:01.906	28	1	1:56.830	33.030	44.598	39.202	248.2	56:07.713
29	1	1:49.418	30.804	41.285	37.329	258.9	53:51.324	29	1	1:57.231	33.432	45.441	38.358	248.2	58:04.944
30	1	1:47.289	30.843	41.066	35.380	256.5	55:38.613	30	1	1:55.891	33.146	44.428	38.317	248.2	1:00:00.835
31	1	1:47.460	30.587	41.257	35.616	258.9	57:26.073	31	1	1:55.284	32.989	44.061	38.234	247.7	1:01:56.119
32	1	1:47.583	30.886	41.206	35.491	258.3	59:13.656								
33	1	1:47.859	30.595	41.209	36.055	260.2	1:01:01.515								





Circuit de Barcelona
International GT Open
Race - 2
Lap Analysis



54

Jan Lauryssen

Porsche 992 GT3 Cup **63**

Michele Beretta

Lamborghini Huracan GT3 EVO

CUPPA

Q1 by EMG Motorsport

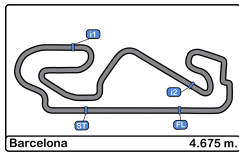
PRO

Frederik Schandorff

Vincenzo Sospiri Racing

Lap	D	Time	Sector 1	Sector 2	Sector 3	T. Spd	Elapsed	Lap	D	Time	Sector 1	Sector 2	Sector 3	T. Spd	Elapsed
1		2:02.812	40.152	45.304	37.356	233.2	2:02.812	1	1	1:57.497	37.509	43.139	36.849	240.0	1:57.497
2		1:52.643	32.331	43.441	36.871	250.0	3:55.455	2	1	1:48.080	30.953	41.337	35.790	258.3	3:45.577
3		1:51.975	32.147	43.084	36.744	250.0	5:47.430	3	1	1:47.699	30.769	41.107	35.823	263.4	5:33.276
4		1:51.701	32.127	42.950	36.624	250.0	7:39.131	4	1	1:47.637	30.572	41.206	35.859	260.8	7:20.913
5		1:51.477	32.170	42.832	36.475	250.5	9:30.608	5	1	1:47.465	30.540	41.306	35.619	260.2	9:08.378
6		1:51.925	32.202	43.140	36.583	250.0	11:22.533	6	1	1:47.826	30.517	40.998	36.311	260.2	10:56.204
7		1:52.195	32.110	43.178	36.907	249.4	13:14.728	7	1	1:47.412	30.483	41.051	35.878	262.7	12:43.616
8		1:52.053	32.236	43.106	36.711	249.4	15:06.781	8	1	1:47.280	30.611	40.976	35.693	260.8	14:30.896
9		1:51.905	32.229	42.869	36.807	251.1	16:58.686	9	1	1:48.115	30.703	41.604	35.808	262.7	16:19.011
10		1:52.018	32.187	42.980	36.851	249.4	18:50.704	10	1	1:48.032	30.701	41.438	35.893	262.1	18:07.043
11		1:52.214	32.366	43.164	36.684	249.4	20:42.918	11	1	1:47.854	30.704	41.030	36.120	260.8	19:54.897
12		1:51.926	32.092	43.040	36.794	250.5	22:34.844	12	1	1:47.689	30.552	41.204	35.933	259.6	21:42.586
13		1:52.667	32.320	43.288	37.059	249.4	24:27.511	13	1	1:48.696	31.133	41.451	36.112	262.1	23:31.282
14		1:52.689	32.343	43.218	37.128	249.4	26:20.200	14	1	1:49.012	31.193	42.073	35.746	263.4	25:20.294
15		1:52.840	32.279	43.359	37.202	250.5	28:13.040	15	1	1:51.609 P	30.672	41.208	39.729	259.6	27:11.903
16		1:59.136 P	32.367	44.405	42.364	250.0	30:12.176	16	2	2:54.422	1:37.761	41.301	35.360	183.6	30:06.325
17		4:40.743	3:20.125	43.309	37.309	172.2	34:52.919	17	2	1:47.510	30.966	40.863	35.681	262.7	31:53.835
18		1:52.555	32.283	43.174	37.098	248.2	36:45.474	18	2	1:46.755	30.383	40.798	35.574	258.9	33:40.590
19		1:55.021	32.335	43.821	38.865	249.4	38:40.495	19	2	1:45.776	30.236	40.555	34.985	258.3	35:26.366
20		1:54.016	33.040	43.710	37.266	249.4	40:34.511	20	2	1:45.865	30.249	40.519	35.097	261.5	37:12.231
21		1:52.969	32.311	43.351	37.307	250.0	42:27.480	21	2	1:47.571	30.376	41.158	36.037	260.8	38:59.802
22		1:54.422	32.696	43.310	38.416	248.8	44:21.902	22	2	1:46.824	30.737	40.779	35.308	263.4	40:46.626
23		1:54.363	32.365	43.244	38.754	250.0	46:16.265	23	2	1:46.909	30.248	41.389	35.272	260.8	42:33.535
24		1:55.033	32.701	45.015	37.317	249.4	48:11.298	24	2	1:47.361	30.276	40.962	36.123	261.5	44:20.896
25		1:54.841	33.022	43.629	38.190	249.4	50:06.139	25	2	1:46.615	30.575	40.807	35.233	260.8	46:07.511
26		1:55.581	32.532	45.028	38.021	250.0	52:01.720	26	2	1:47.550	30.960	41.340	35.250	262.1	47:55.061
27		1:53.807	32.867	43.447	37.493	250.5	53:55.527	27	2	1:46.363	30.344	40.864	35.155	261.5	49:41.424
28		1:54.360	33.290	43.518	37.552	250.5	55:49.887	28	2	1:46.759	30.430	40.874	35.455	263.4	51:28.183
29		1:52.904	32.570	43.144	37.190	248.8	57:42.791	29	2	1:46.578	30.431	40.958	35.189	262.1	53:14.761
30		1:53.049	32.548	43.252	37.249	248.2	59:35.840	30	2	1:46.238	30.440	40.809	34.989	262.7	55:00.999
31		1:53.295	32.613	43.416	37.266	248.8	1:01:29.135	31	2	1:47.266	30.334	41.615	35.317	263.4	56:48.265
								32	2	1:46.942	30.471	41.130	35.341	261.5	58:35.207
								33	2	1:47.481	31.045	41.174	35.262	262.1	1:00:22.688





Circuit de Barcelona
International GT Open
Race - 2
Lap Analysis



72

Nick Moss

McLaren 720 S GT3

77

Al Faisal Al Zubair

Porsche 911 GT3-R II 2019

PROAM

Joe Osborne

Inception Racing

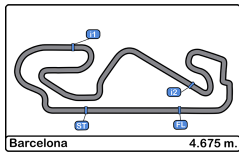
PRO

Andy Soucek

Lechner Racing

Lap	D	Time	Sector 1	Sector 2	Sector 3	T. Spd	Elapsed	Lap	D	Time	Sector 1	Sector 2	Sector 3	T. Spd	Elapsed
1	2	1:51.390	35.149	41.199	35.042	232.7	1:51.390	1	2	1:55.028	36.697	42.684	35.647	236.3	1:55.028
2	2	1:47.067	30.786	41.123	35.158	258.3	3:38.457	2	2	1:47.460	30.754	41.174	35.532	257.1	3:42.488
3	2	1:46.444	30.679	40.764	35.001	258.3	5:24.901	3	2	1:46.935	30.577	41.073	35.285	259.6	5:29.423
4	2	1:46.021	30.572	40.634	34.815	258.9	7:10.922	4	2	1:46.773	30.688	40.954	35.131	258.3	7:16.196
5	2	1:46.221	30.498	40.712	35.011	258.9	8:57.143	5	2	1:47.216	30.516	41.074	35.626	258.9	9:03.412
6	2	1:46.283	30.558	40.624	35.101	259.6	10:43.426	6	2	1:46.766	30.560	40.964	35.242	258.9	10:50.178
7	2	1:46.153	30.371	40.698	35.084	259.6	12:29.579	7	2	1:46.918	30.707	40.985	35.226	259.6	12:37.096
8	2	1:46.549	30.492	40.992	35.065	260.2	14:16.128	8	2	1:47.066	30.740	40.988	35.338	258.9	14:24.162
9	2	1:46.528	30.370	40.874	35.284	260.8	16:02.656	9	2	1:46.988	30.766	40.864	35.358	260.8	16:11.150
10	2	1:46.406	30.297	40.809	35.300	261.5	17:49.062	10	2	1:47.038	30.617	41.085	35.336	260.2	17:58.188
11	2	1:46.501	30.266	40.985	35.250	261.5	19:35.563	11	2	1:47.498	30.565	41.009	35.924	260.2	19:45.686
12	2	1:46.771	30.445	40.989	35.337	262.7	21:22.334	12	2	1:47.350	30.677	41.116	35.557	260.8	21:33.036
13	2	1:47.090	30.519	41.358	35.213	262.7	23:09.424	13	2	1:47.340	30.676	41.250	35.414	258.3	23:20.376
14	2	1:47.582	30.393	41.022	36.167	261.5	24:57.006	14	2	1:51.750 P	31.097	41.383	39.270	259.6	25:12.126
15	2	1:47.691	31.339	41.035	35.317	262.1	26:44.697	15	1	2:49.997	1:33.530	41.251	35.216	180.0	28:02.123
16	2	1:46.875	30.530	40.941	35.404	261.5	28:31.572	16	1	1:46.644	30.598	40.808	35.238	256.5	29:48.767
17	2	1:47.208	30.591	41.007	35.610	261.5	30:18.780	17	1	1:46.958	30.619	41.217	35.122	255.9	31:35.725
18	2	1:47.599	30.581	41.460	35.558	262.7	32:06.379	18	1	1:46.727	30.614	40.897	35.216	257.1	33:22.452
19	2	1:47.687	30.478	40.988	36.221	262.1	33:54.066	19	1	1:47.321	30.705	41.356	35.260	257.7	35:09.773
20	2	1:50.585 P	30.511	41.056	39.018	262.1	35:44.651	20	1	1:46.883	30.779	40.990	35.114	255.9	36:56.656
21	1	2:53.139	1:34.029	41.709	37.401	183.3	38:37.790	21	1	1:47.610	30.855	40.975	35.780	258.3	38:44.266
22	1	1:50.046	30.861	43.353	35.832	259.6	40:27.836	22	1	1:47.977	30.912	41.803	35.262	257.7	40:32.243
23	1	1:47.776	30.838	41.452	35.486	260.2	42:15.612	23	1	1:47.218	30.744	41.114	35.360	258.3	42:19.461
24	1	1:47.604	30.507	41.376	35.721	262.1	44:03.216	24	1	1:47.173	30.702	41.095	35.376	257.7	44:06.634
25	1	1:49.489	30.684	42.016	36.789	260.8	45:52.705	25	1	1:47.691	30.749	41.193	35.749	257.7	45:54.325
26	1	1:47.412	30.680	41.192	35.540	260.2	47:40.117	26	1	1:47.170	30.867	41.104	35.199	257.7	47:41.495
27	1	1:47.598	30.458	41.441	35.699	260.8	49:27.715	27	1	1:47.328	30.704	41.432	35.192	258.3	49:28.823
28	1	1:48.372	31.645	41.227	35.500	262.1	51:16.087	28	1	1:47.911	31.165	41.125	35.621	258.3	51:16.734
29	1	1:47.829	30.580	41.123	36.126	261.5	53:03.916	29	1	1:47.481	30.652	41.094	35.735	258.9	53:04.215
30	1	1:47.174	30.566	41.137	35.471	262.1	54:51.090	30	1	1:47.640	30.892	41.167	35.581	260.2	54:51.855
31	1	1:47.035	30.436	40.942	35.657	262.7	56:38.125	31	1	1:47.481	30.676	41.192	35.613	258.9	56:39.336
32	1	1:51.331	32.105	41.978	37.248	264.0	58:29.456	32	1	1:50.256	31.275	42.184	36.797	258.3	58:29.592
33	1	1:47.803	31.088	41.041	35.674	262.1	1:00:17.259	33	1	1:48.353	31.354	41.264	35.735	258.9	1:00:17.945





Circuit de Barcelona
International GT Open
Race - 2
Lap Analysis



87

Jim Pla

Mercedes AMG GT3 - 2020

93

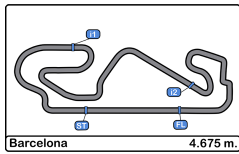
Daniel Diaz-Varela

Mercedes AMG GT3 - 2020

PRO Thomas Drouet AKKA ASP AM Jaume Font Baporo Motorsport

Lap	D	Time	Sector 1	Sector 2	Sector 3	T. Spd	Elapsed	Lap	D	Time	Sector 1	Sector 2	Sector 3	T. Spd	Elapsed
1	2	1:52.807	34.941	42.380	35.486	241.0	1:52.807	1	1	1:59.716	38.647	43.697	37.372	232.2	1:59.716
2	2	1:47.233	30.774	41.083	35.376	256.5	3:40.040	2	1	1:49.589	31.642	41.782	36.165	255.9	3:49.305
3	2	1:47.113	30.832	40.990	35.291	256.5	5:27.153	3	1	1:48.566	31.070	41.617	35.879	257.7	5:37.871
4	2	1:46.694	30.626	40.775	35.293	256.5	7:13.847	4	1	1:48.384	30.913	41.463	36.008	258.3	7:26.255
5	2	1:46.724	30.718	40.798	35.208	256.5	9:00.571	5	1	1:48.594	31.002	41.563	36.029	257.1	9:14.849
6	2	1:46.786	30.827	40.744	35.215	255.3	10:47.357	6	1	1:48.557	30.992	41.675	35.890	258.3	11:03.406
7	2	1:46.709	30.676	40.878	35.155	255.9	12:34.066	7	1	1:48.360	30.936	41.368	36.056	257.7	12:51.766
8	2	1:46.915	30.759	40.877	35.279	256.5	14:20.981	8	1	1:48.832	31.120	41.660	36.052	257.7	14:40.598
9	2	1:46.835	30.713	40.855	35.267	257.1	16:07.816	9	1	1:48.679	31.044	41.504	36.131	257.7	16:29.277
10	2	1:46.739	30.680	40.796	35.263	257.1	17:54.555	10	1	1:49.130	31.036	41.701	36.393	257.1	18:18.407
11	2	1:46.802	30.657	40.829	35.316	256.5	19:41.357	11	1	1:48.605	31.070	41.644	35.891	257.1	20:07.012
12	2	1:47.824	31.438	40.887	35.499	258.9	21:29.181	12	1	1:49.222	31.142	42.017	36.063	257.1	21:56.234
13	2	1:47.086	30.780	40.920	35.386	261.5	23:16.267	13	1	1:48.817	31.245	41.572	36.000	257.1	23:45.051
14	2	1:48.302	31.833	41.187	35.282	259.6	25:04.569	14	1	1:49.454	31.146	41.817	36.491	257.1	25:34.505
15	2	1:53.651 P	30.798	40.988	41.865	257.7	26:58.220	15	1	1:48.752	31.112	41.613	36.027	257.1	27:23.257
16	1	3:06.335	1:48.400	41.679	36.256	183.0	30:04.555	16	1	1:49.209	31.126	42.010	36.073	257.7	29:12.466
17	1	1:45.936	30.491	40.684	34.761	257.7	31:50.491	17	1	1:54.435 P	31.145	41.821	41.469	257.1	31:06.901
18	1	1:46.097	30.406	40.789	34.902	258.3	33:36.588	18	2	2:59.494	1:40.598	42.366	36.530	179.1	34:06.395
19	1	1:45.732	30.417	40.472	34.843	257.1	35:22.320	19	2	1:49.552	31.153	41.874	36.525	257.7	35:55.947
20	1	1:46.256	30.465	40.571	35.220	258.3	37:08.576	20	2	1:49.799	31.290	42.023	36.486	257.1	37:45.746
21	1	1:49.327	30.909	41.294	37.124	260.2	38:57.903	21	2	1:49.993	31.168	42.012	36.813	257.7	39:35.739
22	1	1:46.569	30.708	40.572	35.289	258.3	40:44.472	22	2	1:50.313	31.325	41.991	36.997	256.5	41:26.052
23	1	1:47.582	30.650	41.692	35.240	258.9	42:32.054	23	2	1:50.509	31.567	42.256	36.686	257.1	43:16.561
24	1	1:46.883	30.699	40.759	35.425	258.9	44:18.937	24	2	1:51.490	31.381	43.014	37.095	258.3	45:08.051
25	1	1:47.471	30.503	40.876	36.092	258.3	46:06.408	25	2	1:50.014	31.717	41.616	36.681	257.1	46:58.065
26	1	1:47.745	31.428	40.918	35.399	257.1	47:54.153	26	2	1:49.688	31.429	41.943	36.316	256.5	48:47.753
27	1	1:46.352	30.547	40.721	35.084	257.7	49:40.505	27	2	1:50.147	31.452	41.766	36.929	256.5	50:37.900
28	1	1:46.725	30.566	40.883	35.276	258.9	51:27.230	28	2	1:51.240	31.348	42.038	37.854	257.7	52:29.140
29	1	1:46.604	30.563	40.727	35.314	258.3	53:13.834	29	2	1:50.962	31.881	42.038	37.043	256.5	54:20.102
30	1	1:46.446	30.547	40.729	35.170	258.9	55:00.280	30	2	1:50.698	31.580	41.837	37.281	257.1	56:10.800
31	1	1:47.391	30.928	41.289	35.174	260.2	56:47.671	31	2	1:51.130	31.767	42.590	36.773	255.9	58:01.930
32	1	1:46.595	30.546	40.783	35.266	258.3	58:34.266	32	2	1:50.795	31.491	42.166	37.138	257.1	59:52.725
33	1	1:47.813	30.983	41.584	35.246	261.5	1:00:22.079	33	2	1:51.549	31.573	42.215	37.761	257.7	1:01:44.274





Circuit de Barcelona
International GT Open
Race - 2
Lap Analysis



97

Michael Dinan

Aston Martin GT3 AMR MY2019

215

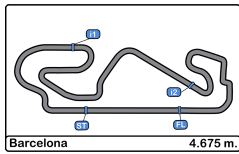
August MacBeth

Mercedes AMG GT4

PRO Robby Foley TF Sport CUPAM Albert Estragues NM Racing Team

Lap	D	Time	Sector 1	Sector 2	Sector 3	T. Spd	Elapsed	Lap	D	Time	Sector 1	Sector 2	Sector 3	T. Spd	Elapsed
1	2	1:55.661	36.896	42.823	35.942	236.8	1:55.661	1	2	2:07.154	41.293	46.583	39.278	226.8	2:07.154
2	2	1:47.591	30.766	41.265	35.560	257.7	3:43.252	2	2	1:55.312	33.155	43.995	38.162	257.1	4:02.466
3	2	1:47.389	30.865	41.264	35.260	258.3	5:30.641	3	2	1:53.996	32.501	43.763	37.732	255.9	5:56.462
4	2	1:47.049	30.556	40.998	35.495	257.1	7:17.690	4	2	1:54.340	32.569	43.816	37.955	258.3	7:50.802
5	2	1:47.132	30.586	41.069	35.477	257.1	9:04.822	5	2	1:54.348	32.644	44.126	37.578	258.3	9:45.150
6	2	1:47.340	30.724	41.149	35.467	257.7	10:52.162	6	2	1:53.327	32.361	43.336	37.630	255.3	11:38.477
7	2	1:47.175	30.602	41.087	35.486	257.7	12:39.337	7	2	1:54.024	32.635	43.769	37.620	255.9	13:32.501
8	2	1:47.222	30.644	41.153	35.425	257.7	14:26.559	8	2	1:53.834	32.562	43.706	37.566	255.9	15:26.335
9	2	1:47.165	30.660	41.174	35.331	258.9	16:13.724	9	2	1:53.462	32.439	43.574	37.449	256.5	17:19.797
10	2	1:47.342	30.647	41.289	35.406	258.9	18:01.066	10	2	1:53.644	32.335	43.629	37.680	257.7	19:13.441
11	2	1:47.060	30.624	40.957	35.479	258.3	19:48.126	11	2	1:53.677	32.539	43.680	37.458	257.1	21:07.118
12	2	1:47.666	30.558	41.622	35.486	259.6	21:35.792	12	2	1:54.337	32.351	44.073	37.913	257.7	23:01.455
13	2	1:47.857	30.618	41.685	35.554	259.6	23:23.649	13	2	1:56.512	33.063	44.226	39.223	258.3	24:57.967
14	2	1:47.798	30.609	41.401	35.788	260.2	25:11.447	14	2	1:59.591 P	33.008	43.579	43.004	253.5	26:57.558
15	2	1:47.870	30.807	41.378	35.685	258.9	26:59.317	15	1	4:26.913	3:04.169	44.854	37.890	169.8	31:24.471
16	2	1:47.809	30.764	41.372	35.673	259.6	28:47.126	16	1	1:54.640	33.002	43.886	37.752	255.3	33:19.111
17	2	1:48.606	31.439	41.266	35.901	260.8	30:35.732	17	1	1:54.219	32.543	44.086	37.590	254.7	35:13.330
18	2	1:48.098	30.833	41.466	35.799	259.6	32:23.830	18	1	1:53.922	32.471	43.656	37.795	255.9	37:07.252
19	2	1:52.816 P	31.346	41.438	40.032	259.6	34:16.646	19	1	1:56.052	32.979	45.166	37.907	256.5	39:03.304
20	1	2:51.408	1:33.745	41.572	36.091	182.4	37:08.054	20	1	1:54.974	32.621	44.056	38.297	257.7	40:58.278
21	1	1:51.471	31.117	41.240	39.114	260.2	38:59.525	21	1	1:54.951	32.804	44.441	37.706	256.5	42:53.229
22	1	1:48.607	31.421	41.264	35.922	257.7	40:48.132	22	1	1:55.385	32.942	44.320	38.123	257.1	44:48.614
23	1	1:49.602	30.745	42.430	36.427	257.1	42:37.734	23	1	1:55.539	33.396	44.316	37.827	254.7	46:44.153
24	1	1:48.656	31.576	41.157	35.923	258.9	44:26.390	24	1	1:54.611	32.974	43.938	37.699	250.5	48:38.764
25	1	1:48.125	30.707	41.025	36.393	257.7	46:14.515	25	1	1:54.726	32.918	43.976	37.832	250.5	50:33.490
26	1	1:49.210	30.765	41.137	37.308	257.1	48:03.725	26	1	1:56.261	33.007	44.226	39.028	250.5	52:29.751
27	1	1:48.455	31.272	41.274	35.909	258.3	49:52.180	27	1	1:54.405	32.814	43.886	37.705	251.7	54:24.156
28	1	1:47.508	30.770	40.961	35.777	257.7	51:39.688	28	1	1:55.228	32.751	44.638	37.839	251.1	56:19.384
29	1	1:48.055	31.377	41.090	35.588	258.9	53:27.743	29	1	1:55.482	33.405	44.227	37.850	244.3	58:14.866
30	1	1:47.635	30.842	40.935	35.858	258.9	55:15.378	30	1	1:55.008	32.978	43.877	38.153	251.1	1:00:09.874
31	1	1:47.460	30.623	40.923	35.914	258.3	57:02.838	31	1	1:55.338	33.120	44.416	37.802	250.0	1:02:05.212
32	1	1:48.678	30.672	41.548	36.458	258.9	58:51.516								
33	1	1:48.717	30.880	41.386	36.451	259.6	1:00:40.233								





Circuit de Barcelona
International GT Open
Race - 2
Lap Analysis



777

Marcin Jedlinski

Mercedes AMG GT3 - 2020

991

Dino Zamparelli

Porsche 911 GT3 Cup gen 2

PROAM

Karol Basz

Olimp Racing

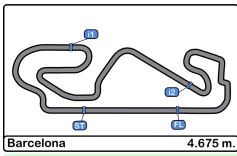
CUPPA

Jan Klingenberg

Valluga Racing

Lap	D	Time	Sector 1	Sector 2	Sector 3	T. Spd	Elapsed	Lap	D	Time	Sector 1	Sector 2	Sector 3	T. Spd	Elapsed
1	2	1:54.354	36.374	42.547	35.433	235.8	1:54.354	1	2	2:06.897	41.665	46.036	39.196	237.8	2:06.897
2	2	1:47.144	30.689	41.120	35.335	257.7	3:41.498	2	2	1:57.125	34.050	44.761	38.314	250.0	4:04.022
3	2	1:47.017	30.663	41.138	35.216	258.3	5:28.515	3	2	1:55.334	33.068	44.193	38.073	252.9	5:59.356
4	2	1:46.895	30.619	40.994	35.282	258.3	7:15.410	4	2	1:55.050	32.808	44.081	38.161	252.3	7:54.406
5	2	1:47.291	30.447	41.644	35.200	258.9	9:02.701	5	2	1:55.737	33.111	44.261	38.365	252.3	9:50.143
6	2	1:46.945	30.538	40.953	35.454	257.7	10:49.646	6	2	1:55.393	33.070	44.131	38.192	251.7	11:45.536
7	2	1:46.901	30.675	40.857	35.369	258.3	12:36.547	7	2	1:56.036	33.208	44.476	38.352	251.1	13:41.572
8	2	1:47.128	30.572	40.852	35.704	257.7	14:23.675	8	2	1:56.418	33.154	44.406	38.858	251.1	15:37.990
9	2	1:46.890	30.573	40.838	35.479	258.3	16:10.565	9	2	1:57.181	33.112	44.598	39.471	251.1	17:35.171
10	2	1:46.952	30.587	40.923	35.442	258.9	17:57.517	10	2	1:56.246	33.104	44.764	38.378	250.5	19:31.417
11	2	1:47.743	30.571	41.115	36.057	257.7	19:45.260	11	2	1:57.085	33.286	45.596	38.203	251.1	21:28.502
12	2	1:48.681	30.726	42.433	35.522	258.9	21:33.941	12	2	2:02.065	34.865	47.669	39.531	250.5	23:30.567
13	2	1:47.787	30.804	41.373	35.610	258.9	23:21.728	13	2	2:08.154 P	33.887	46.539	47.728	250.5	25:38.721
14	2	1:48.471	30.864	41.372	36.235	259.6	25:10.199	14	1	4:21.221	3:00.154	43.945	37.122	172.5	29:59.942
15	2	1:47.982	30.795	41.491	35.696	257.7	26:58.181	15	1	1:53.890	32.457	43.414	38.019	251.7	31:53.832
16	2	1:47.936	30.762	41.273	35.901	258.3	28:46.117	16	1	1:54.831	32.876	43.994	37.961	252.3	33:48.663
17	2	1:47.610	30.722	41.207	35.681	257.1	30:33.727	17	1	1:52.575	32.141	43.254	37.180	252.9	35:41.238
18	2	1:47.573	30.766	41.316	35.491	257.7	32:21.300	18	1	1:52.959	32.413	43.416	37.130	251.7	37:34.197
19	2	1:47.814	30.825	41.387	35.602	257.7	34:09.114	19	1	1:53.505	32.357	43.864	37.284	252.3	39:27.702
20	2	1:51.774 P	30.821	41.392	39.561	258.9	36:00.888	20	1	1:53.150	32.533	43.385	37.232	251.7	41:20.852
21	2	3:00.498	1:40.435	43.348	36.715	177.3	39:01.386	21	1	1:53.116	32.513	43.385	37.218	251.7	43:13.968
22	2	1:49.231	31.246	41.938	36.047	257.7	40:50.617	22	1	1:53.735	32.558	43.971	37.206	252.9	45:07.703
23	2	1:53.609	30.877	43.911	38.821	257.1	42:44.226	23	1	1:53.378	33.022	43.358	36.998	251.1	47:01.081
24	2	1:49.872	31.834	41.776	36.262	252.9	44:34.098	24	1	1:52.974	32.561	43.390	37.023	251.7	48:54.055
25	2	1:48.955	31.031	41.629	36.295	258.3	46:23.053	25	1	1:53.064	32.564	43.446	37.054	251.7	50:47.119
26	2	1:49.633	31.126	42.155	36.352	258.3	48:12.686	26	1	1:53.026	32.613	43.439	36.974	251.1	52:40.145
27	2	1:49.842	31.181	41.808	36.853	258.9	50:02.528	27	1	1:53.046	32.526	43.315	37.205	252.9	54:33.191
28	2	1:49.761	32.093	41.686	35.982	244.3	51:52.289	28	1	1:52.815	32.497	43.300	37.018	251.7	56:26.006
29	2	1:49.074	31.023	41.846	36.205	258.9	53:41.363	29	1	1:53.963	32.772	44.042	37.149	251.1	58:19.969
30	2	1:48.476	31.057	41.555	35.864	257.1	55:29.839	30	1	1:53.104	32.471	43.403	37.230	252.3	1:00:13.073
31	2	1:49.003	30.805	42.230	35.968	258.3	57:18.842	31	1	1:54.165	32.493	43.571	38.101	253.5	1:02:07.238
32	2	1:48.471	30.841	41.846	35.784	257.7	59:07.313								
33	2	1:49.167	31.091	41.777	36.299	258.3	1:00:56.480								





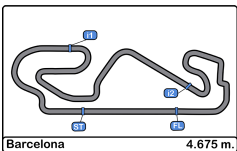
Circuit de Barcelona
International GT Open
Race - 2
Analysis by Lap



Num	Lap Time	Gap
22	1:48.432	36.868
777	1:48.471	37.857
11	1:48.199	38.688
52	1:47.583	44.200
54	1:53.049	2 Laps
27	1:56.433	3 Laps
93	1:50.795	1:23.269
53	1:55.891	2 Laps
51	1:59.193	1 Lap
44	2:10.083	3 Laps
215	1:55.008	2 Laps
991	1:53.104	2 Laps

Num	Lap Time	Gap
Lap 33		
72	1:47.803	
77	1:48.353	00.686
87	1:47.813	04.820
63	1:47.481	05.429
15	1:54.467	1 Lap
45	1:55.538	3 Laps
19	1:47.509	15.690
7	1:47.812	20.648
97	1:48.717	22.974
9	1:48.658	23.247
17	1:49.214	25.052
32	1:56.898	3 Laps
22	1:48.928	37.993
777	1:49.167	39.221
11	1:48.777	39.662
52	1:47.859	44.256
5	2:31.857	4 Laps
54	1:53.295	2 Laps
93	1:51.549	1:27.015
27	1:58.697	3 Laps
53	1:55.284	2 Laps
215	1:55.338	2 Laps
991	1:54.165	2 Laps
51	2:01.220	1 Lap
44	2:06.077	3 Laps





Circuito de Barcelona
International GT Open
Race - 2
Best Sectors Results



Sector - 1

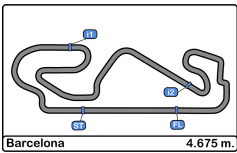
Sector - 2

Sector - 3

Ideal Lap vs Best Lap

Clas	Nº	Driver	Time	Nº	Driver	Time	Nº	Driver	Time	Clas	Nº	Driver	Ideal Lap	Best Lap	Clas
1	19	Moulin - Nemoto	30.210	87	Pla - Drouet	40.472	87	Pla - Drouet	34.761	1	87	Pla - Drouet	1:45.639	1:45.732	1
2	63	Beretta - Schandorff	30.236	63	Beretta - Schandorff	40.519	72	Moss - Osborne	34.815	2	72	Moss - Osborne	1:45.705	1:46.021	3
3	72	Moss - Osborne	30.266	72	Moss - Osborne	40.624	19	Moulin - Nemoto	34.862	3	19	Moulin - Nemoto	1:45.729	1:46.148	4
4	9	Kodric - Simioni	30.365	9	Kodric - Simioni	40.625	63	Beretta - Schandorff	34.985	4	63	Beretta - Schandorff	1:45.740	1:45.776	2
5	52	Sbirrazzuoli - Delacour	30.370	19	Moulin - Nemoto	40.657	9	Kodric - Simioni	35.072	5	9	Kodric - Simioni	1:46.062	1:46.326	5
6	87	Pla - Drouet	30.406	7	Iribe - Millroy	40.657	77	Al Zubair - Soucek	35.114	6	7	Iribe - Millroy	1:46.234	1:46.503	6
7	7	Iribe - Millroy	30.415	77	Al Zubair - Soucek	40.808	7	Iribe - Millroy	35.162	7	77	Al Zubair - Soucek	1:46.438	1:46.644	7
8	17	Tweraser - Seyffert	30.433	777	Jedlinski - Basz	40.838	777	Jedlinski - Basz	35.200	8	777	Jedlinski - Basz	1:46.485	1:46.890	10
9	47	Spinelli - Scholze	30.445	52	Sbirrazzuoli - Delacour	40.915	47	Spinelli - Scholze	35.226	9	52	Sbirrazzuoli - Delacour	1:46.665	1:46.845	9
10	777	Jedlinski - Basz	30.447	97	Dinan - Foley	40.923	97	Dinan - Foley	35.260	10	47	Spinelli - Scholze	1:46.674	1:46.819	8
11	77	Al Zubair - Soucek	30.516	17	Tweraser - Seyffert	40.975	17	Tweraser - Seyffert	35.294	11	17	Tweraser - Seyffert	1:46.702	1:46.891	11
12	22	Balfe - Carroll	30.519	47	Spinelli - Scholze	41.003	22	Balfe - Carroll	35.298	12	97	Dinan - Foley	1:46.739	1:47.049	12
13	5	Jedlinski - Korzeniewski	30.526	22	Balfe - Carroll	41.146	52	Sbirrazzuoli - Delacour	35.380	13	22	Balfe - Carroll	1:46.963	1:47.144	13
14	97	Dinan - Foley	30.556	11	Reno Moller - Paverud	41.239	11	Reno Moller - Paverud	35.494	14	11	Reno Moller - Paverud	1:47.396	1:47.585	14
15	11	Reno Moller - Paverud	30.663	93	Diaz-Varela - Font	41.368	5	Jedlinski - Korzeniewski	35.642	15	5	Jedlinski - Korzeniewski	1:47.543	1:47.755	15
16	51	Negri - Schreibman	30.763	5	Jedlinski - Korzeniewski	41.375	15	Hirsch - Schraml	35.725	16	15	Hirsch - Schraml	1:47.976	1:48.371	18
17	15	Hirsch - Schraml	30.813	15	Hirsch - Schraml	41.438	51	Negri - Schreibman	35.753	17	51	Negri - Schreibman	1:47.977	1:47.977	16
18	93	Diaz-Varela - Font	30.913	51	Negri - Schreibman	41.461	93	Diaz-Varela - Font	35.879	18	93	Diaz-Varela - Font	1:48.160	1:48.360	17
19	54	Jan Laurysen	32.092	50	Teunkens - Schouten	42.803	54	Jan Laurysen	36.475	19	54	Jan Laurysen	1:51.399	1:51.477	19
20	991	Zamparelli - Klingelberg	32.141	54	Jan Laurysen	42.832	50	Teunkens - Schouten	36.557	20	50	Teunkens - Schouten	1:51.608	1:51.746	20
21	53	Vandierendonck - Schouten	32.219	53	Vandierendonck - Schouten	43.011	53	Vandierendonck - Schouten	36.880	21	53	Vandierendonck - Schouten	1:52.110	1:52.308	21
22	50	Teunkens - Schouten	32.248	991	Zamparelli - Klingelberg	43.254	991	Zamparelli - Klingelberg	36.974	22	991	Zamparelli - Klingelberg	1:52.369	1:52.575	22
23	215	MacBeth - Estragues	32.335	215	MacBeth - Estragues	43.336	32	Fernando Fortes	37.413	23	215	MacBeth - Estragues	1:53.120	1:53.327	23
24	44	Pisani - Bozzoni	32.508	44	Pisani - Bozzoni	43.641	215	MacBeth - Estragues	37.449	24	44	Pisani - Bozzoni	1:53.612	1:53.761	24
25	32	Fernando Fortes	32.576	32	Fernando Fortes	43.671	44	Pisani - Bozzoni	37.463	25	32	Fernando Fortes	1:53.660	1:54.074	25
26	45	Speakerwas - Antoszewski	32.673	45	Speakerwas - Antoszewski	43.832	45	Speakerwas - Antoszewski	37.515	26	45	Speakerwas - Antoszewski	1:54.020	1:54.241	26
27	27	Mauro - Aristot	33.175	27	Mauro - Aristot	44.271	27	Mauro - Aristot	37.951	27	27	Mauro - Aristot	1:55.397	1:56.049	27



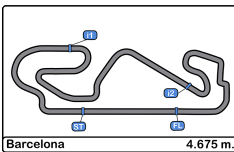


Circuito de Barcelona
 International GT Open
 Race - 2
 Leader Sequence



Nº	Entrant/Team	Nat	Driver 1	Nat	Driver 2	Nat	Vehicle	Cat	Start Lap	End Lap	Laps	Total Laps
72	Inception Racing		Nick Moss		Joe Osborne		McLaren 720 S GT3	PROAM	1	33	33	33



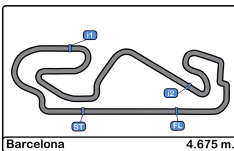


Circuito de Barcelona
International GT Open
Race - 2
Best 5 Lap Times



Cl	N°	Entrant/Team	Nat	Driver 1	Nat	Driver 2	Nat	Vehicle	Cat	Cl	Best 1		Best 2		Best 3		Best 4		Best 5	
											Time	Lap	Time	Lap	Time	Lap	Time	Lap	Time	Lap
1	87	AKKA ASP	FRA	Jim Pla	FRA	Thomas Drouet	FRA	Mercedes AMG GT3 - 2020	PRO	1	1:45.732	19	1:45.936	17	1:46.097	18	1:46.256	20	1:46.352	27
2	63	Vincenzo Sospiri Racing	ITA	Michele Beretta	ITA	Frederik Schandorff	DNK	Lamborghini Huracan GT3 EVO	PRO	2	1:45.776	19	1:45.865	20	1:46.238	30	1:46.363	27	1:46.578	29
3	72	Inception Racing	GBR	Nick Moss	GBR	Joe Osborne	GBR	McLaren 720 S GT3	PROAM	1	1:46.021	4	1:46.153	7	1:46.221	5	1:46.283	6	1:46.406	10
4	19	Vincenzo Sospiri Racing	ITA	Baptiste Moulin	BEL	Yuki Nemoto	JPN	Lamborghini Huracan GT3 EVO	PRO	3	1:46.148	20	1:46.182	19	1:46.191	18	1:46.374	17	1:46.707	31
5	9	2 Seas Motorsport	BHR	Martin Kodric	HRV	Ethan Simioni	CAN	Mercedes AMG GT3 2020	PRO	4	1:46.326	30	1:46.328	28	1:46.947	31	1:47.141	16	1:47.149	18
6	7	Inception Racing	GBR	Brendan Iribe	USA	Ollie Millroy	GBR	McLaren 720 S GT3	PROAM	2	1:46.503	6	1:46.629	4	1:46.712	7	1:46.791	10	1:46.940	9
7	77	Lechner Racing	AUT	Al Faisal Al Zubair	OMN	Andy Soucek	ESP	Porsche 911 GT3-R II 2019	PRO	5	1:46.644	16	1:46.727	18	1:46.766	6	1:46.773	4	1:46.883	20
8	47	AKM Motorsport	ITA	Loris Spinelli	ITA	Florian Scholze	DEU	Mercedes AMG GT3 - 2020	PROAM	3	1:46.819	4	1:46.944	3	1:47.262	2	1:52.099	1	1:54.798	5
9	52	AF Corse	ITA	Cedric Sbirrazzuoli	MCO	Hugo Delacour	FRA	Ferrari 488 GT3 MY2020	PROAM	4	1:46.845	17	1:46.961	19	1:47.139	16	1:47.289	30	1:47.450	26
10	777	Olimp Racing	POL	Marcin Jedlinski	POL	Karol Basz	POL	Mercedes AMG GT3 - 2020	PROAM	5	1:46.890	9	1:46.895	4	1:46.901	7	1:46.945	6	1:46.952	10
11	17	HP Racing International	DEU	Gerhard Tweraser	AUT	Jan Seyffert	DEU	Lamborghini Huracan GT3 EVO	PROAM	6	1:46.891	32	1:46.941	28	1:47.087	31	1:47.136	30	1:47.149	22
12	97	TF Sport	GBR	Michael Dinan	USA	Robby Foley	USA	Aston Martin GT3 AMR MY2019	PRO	6	1:47.049	4	1:47.060	11	1:47.132	5	1:47.165	9	1:47.175	7
13	22	Balfe Motorsport	GBR	Shaun Balfe	GBR	Adam Carroll	GBR	Audi R8 GT3 LMS 2019	PROAM	7	1:47.144	6	1:47.209	9	1:47.247	10	1:47.350	7	1:47.440	5
14	11	Reno Racing	DNK	Jens Reno Moller	DNK	Marcus Paverud	NOR	Honda NSX GT3 Evo	PROAM	8	1:47.585	10	1:47.731	5	1:47.782	8	1:47.803	7	1:47.832	6
15	5	Olimp Racing	POL	Stanislaw Jedlinski	POL	Krystian Korzeniowski	POL	Audi R8 GT3 LMS 2018	AM	1	1:47.755	6	1:47.927	10	1:47.954	7	1:48.038	11	1:48.062	9
16	51	AF Corse	ITA	Oswaldo Negri	USA	Jay Schreiber	USA	Ferrari 488 GT3 MY2020	AM	2	1:47.977	4	1:48.148	5	1:48.544	8	1:48.553	6	1:48.615	7
17	93	Baporo Motorsport	ESP	Daniel Diaz-Varela	ESP	Jaume Font	ESP	Mercedes AMG GT3 - 2020	AM	3	1:48.360	7	1:48.384	4	1:48.557	6	1:48.566	3	1:48.594	5
18	15	Twin Busch by Equipe Vitesse	DEU	Mario Hirsch	DEU	Dominik Schraml	DEU	Mercedes AMG GT3 - 2020	PROAM	9	1:48.371	18	1:48.392	4	1:48.460	7	1:48.500	3	1:48.517	6
19	54	Q1 by EMG Motorsport	BEL	Jan Laurysen	BEL		BEL	Porsche 992 GT3 Cup	CUPPA	1	1:51.477	5	1:51.701	4	1:51.905	9	1:51.925	6	1:51.926	12
20	50	Q1 by EMG Motorsport	BEL	Filip Teunkens	BEL	Bas Schouten	NLD	Porsche 992 GT3 Cup	CUPPA	2	1:51.746	4	1:51.827	6	1:51.830	8	1:51.874	9	1:51.885	5
21	53	Q1 by EMG Motorsport	BEL	Nicolas Vandierendonck	BEL	Dirk Schouten	NLD	Porsche 992 GT3 Cup	CUPPA	3	1:52.308	7	1:52.309	8	1:52.346	11	1:52.515	6	1:52.537	9
22	991	Valluga Racing	GBR	Dino Zamparelli	GBR	Jan Klingelberg	CHE	Porsche 911 GT3 Cup gen 2	CUPPA	4	1:52.575	17	1:52.815	28	1:52.959	18	1:52.974	24	1:53.026	26
23	215	NM Racing Team	ESP	August MacBeth	CHE	Albert Estragues	ESP	Mercedes AMG GT4	CUPAM	1	1:53.327	6	1:53.462	9	1:53.644	10	1:53.677	11	1:53.834	8
24	44	CAME Racing Team	ITA	Eugenio Pisani	ITA	Stefano Bozzoni	ITA	Porsche 911 GT3 Cup gen 1	CUPPA	5	1:53.761	7	1:53.903	10	1:53.987	9	1:53.998	6	1:54.003	3
25	32	Three Sixty Racing Team	AND	Fernando Fortes	BRA		BRA	Porsche 911 GT3 Cup gen 2	CUPAM	2	1:54.074	20	1:54.139	4	1:54.264	16	1:54.377	23	1:54.498	19
26	45	CAME Racing Team	ITA	Mark Speakerwas	ITA	Jan Antoszewski	POL	Porsche 911 GT3 Cup gen 1	CUPPA	6	1:54.241	20	1:54.399	15	1:54.422	21	1:54.457	19	1:54.462	4
27	27	Three Sixty Racing Team	AND	Marcio Mauro	BRA	Oscar Aristot	AND	Porsche 911 GT3 Cup gen 2	CUPAM	3	1:56.049	26	1:56.157	23	1:56.433	29	1:56.527	20	1:56.539	8





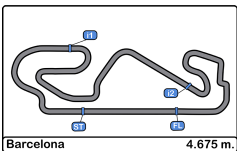
Circuito de Barcelona
International GT Open
Race - 2
Best 5 Top Speeds



Top 1 Top 2 Top 3 Top 4 Top 5

Cl	Nº	Entrant/Team	Nat	Driver 1	Nat	Driver 2	Nat	Vehicle	Cat	Cl	Km/h	Lap	Km/h	Lap	Km/h	Lap	Km/h	Lap	Km/h	Lap	Avg
1	19	Vincenzo Sospiri Racing	ITA	Baptiste Moulin	BEL	Yuki Nemoto	JPN	Lamborghini Huracan GT3 EVO	PRO	1	266.0	27	263.4	21	262.7	12	262.1	26	261.5	3	263.1
2	7	Inception Racing	GBR	Brendan Iribe	USA	Ollie Millroy	GBR	McLaren 720 S GT3	PROAM	1	264.0	14	263.4	9	263.4	10	263.4	12	262.7	5	263.4
3	11	Reno Racing	DNK	Jens Reno Moller	DNK	Marcus Paverud	NOR	Honda NSX GT3 Evo	PROAM	2	264.0	28	263.4	23	262.7	20	262.7	21	262.7	25	263.1
4	17	HP Racing International	DEU	Gerhard Tweraser	AUT	Jan Seyffert	DEU	Lamborghini Huracan GT3 EVO	PROAM	3	264.0	33	263.4	29	262.7	9	262.7	10	262.7	11	263.1
5	52	AF Corse	ITA	Cedric Sbirrazzuoli	MCO	Hugo Delacour	FRA	Ferrari 488 GT3 MY2020	PROAM	4	264.0	20	260.8	4	260.8	21	260.2	18	260.2	25	261.2
6	72	Inception Racing	GBR	Nick Moss	GBR	Joe Osborne	GBR	McLaren 720 S GT3	PROAM	5	264.0	32	262.7	12	262.7	13	262.7	18	262.7	31	263.0
7	63	Vincenzo Sospiri Racing	ITA	Michele Beretta	ITA	Frederik Schandorff	DNK	Lamborghini Huracan GT3 EVO	PRO	2	263.4	3	263.4	14	263.4	22	263.4	28	263.4	31	263.4
8	5	Olimp Racing	POL	Stanislaw Jedlinski	POL	Krystian Korzeniowski	POL	Audi R8 GT3 LMS 2018	AM	1	262.7	5	262.1	3	262.1	6	262.1	12	262.1	13	262.2
9	9	2 Seas Motorsport	BHR	Martin Kodric	HRV	Ethan Simioni	CAN	Mercedes AMG GT3 2020	PRO	3	262.7	10	262.1	9	262.1	17	261.5	4	260.8	29	261.8
10	22	Balfe Motorsport	GBR	Shaun Balfe	GBR	Adam Carroll	GBR	Audi R8 GT3 LMS 2019	PROAM	6	262.1	19	262.1	21	261.5	9	260.8	4	260.8	7	261.5
11	51	AF Corse	ITA	Oswaldo Negri	USA	Jay Schreiberman	USA	Ferrari 488 GT3 MY2020	AM	2	262.1	17	260.8	7	260.8	8	260.8	9	260.8	16	261.1
12	87	AKKA ASP	FRA	Jim Pla	FRA	Thomas Drouet	FRA	Mercedes AMG GT3 - 2020	PRO	4	261.5	13	261.5	33	260.2	21	260.2	31	259.6	14	260.6
13	77	Lechner Racing	AUT	Al Faisal Al Zubair	OMN	Andy Soucek	ESP	Porsche 911 GT3-R II 2019	PRO	5	260.8	9	260.8	12	260.2	10	260.2	11	260.2	30	260.4
14	97	TF Sport	GBR	Michael Dinan	USA	Robby Foley	USA	Aston Martin GT3 AMR MY2019	PRO	6	260.8	17	260.2	14	260.2	21	259.6	12	259.6	13	260.1
15	15	Twin Busch by Equipe Vitesse	DEU	Mario Hirsch	DEU	Dominik Schraml	DEU	Mercedes AMG GT3 - 2020	PROAM	7	260.2	8	259.6	16	259.6	17	258.9	7	258.9	11	259.4
16	47	AKM Motorsport	ITA	Loris Spinelli	ITA	Florian Scholze	DEU	Mercedes AMG GT3 - 2020	PROAM	8	260.2	2	260.2	5	258.9	4	258.3	3	240.5	1	255.6
17	777	Olimp Racing	POL	Marcin Jedlinski	POL	Karol Basz	POL	Mercedes AMG GT3 - 2020	PROAM	9	259.6	14	258.9	5	258.9	10	258.9	12	258.9	13	259.1
18	93	Baporo Motorsport	ESP	Daniel Diaz-Varela	ESP	Jaume Font	ESP	Mercedes AMG GT3 - 2020	AM	3	258.3	4	258.3	6	258.3	24	257.7	3	257.7	7	258.1
19	215	NM Racing Team	ESP	August MacBeth	CHE	Albert Estragues	ESP	Mercedes AMG GT4	CUPAM	1	258.3	4	258.3	5	258.3	13	257.7	10	257.7	12	258.1
20	32	Three Sixty Racing Team	BRA	Fernando Fortes	BRA			Porsche 911 GT3 Cup gen 2	CUPAM	2	254.1	12	252.3	6	251.7	5	251.7	8	251.1	3	252.2
21	991	Valluga Racing	GBR	Dino Zamparelli	CHE	Jan Klingenberg	CHE	Porsche 911 GT3 Cup gen 2	CUPPA	1	253.5	31	252.9	3	252.9	17	252.9	22	252.9	27	253.0
22	50	Q1 by EMG Motorsport	BEL	Filip Teunkens	NLD	Bas Schouten	NLD	Porsche 992 GT3 Cup	CUPPA	2	252.3	18	250.0	2	248.8	3	248.8	7	248.8	9	249.7
23	27	Three Sixty Racing Team	BRA	Marcio Mauro	BRA	Oscar Aristot	AND	Porsche 911 GT3 Cup gen 2	CUPAM	3	251.7	27	251.1	24	250.5	26	250.0	12	249.4	8	250.5
24	54	Q1 by EMG Motorsport	BEL	Jan Lauryszen	BEL			Porsche 992 GT3 Cup	CUPPA	3	251.1	9	250.5	5	250.5	12	250.5	15	250.5	27	250.6
25	44	CAME Racing Team	ITA	Eugenio Pisani	ITA	Stefano Bozzoni	ITA	Porsche 911 GT3 Cup gen 1	CUPPA	4	250.0	16	249.4	2	249.4	9	249.4	10	249.4	12	249.5
26	45	CAME Racing Team	ITA	Mark Speakerwas	POL	Jan Antoszewski	POL	Porsche 911 GT3 Cup gen 1	CUPPA	5	250.0	5	250.0	6	249.4	7	249.4	8	249.4	9	249.6
27	53	Q1 by EMG Motorsport	BEL	Nicolas Vandierendonck	NLD	Dirk Schouten	NLD	Porsche 992 GT3 Cup	CUPPA	6	249.4	2	249.4	8	249.4	9	249.4	13	249.4	14	249.4





Circuito de Barcelona

International GT Open

Race - 2

Fastest Laps Sequence



Lap	Time of Day	Session Time	Nº	Entrant/Team	Nat	Driver 1	Nat	Driver 2	Nat	Vehicle	Cat	Time	Km/h
2	13:26:54.351	3:38.351	72	Inception Racing		Nick Moss		<u>Joe Osborne</u>		McLaren 720 S GT3	PROAM	1:47.067	157.1
2	13:26:56.291	3:40.291	7	Inception Racing		Brendan Iribe		<u>Ollie Millroy</u>		McLaren 720 S GT3	PROAM	1:46.996	157.2
3	13:28:40.794	5:24.794	72	Inception Racing		Nick Moss		<u>Joe Osborne</u>		McLaren 720 S GT3	PROAM	1:46.444	158.1
4	13:30:26.816	7:10.816	72	Inception Racing		Nick Moss		<u>Joe Osborne</u>		McLaren 720 S GT3	PROAM	1:46.021	158.7
17	13:55:06.384	31:50.384	87	AKKA ASP		Jim Pla		<u>Thomas Drouet</u>		Mercedes AMG GT3 - 2020	PRO	1:45.936	158.8
19	13:58:38.214	35:22.214	87	AKKA ASP		Jim Pla		<u>Thomas Drouet</u>		Mercedes AMG GT3 - 2020	PRO	1:45.732	159.1





Circuito de Barcelona

International GT Open

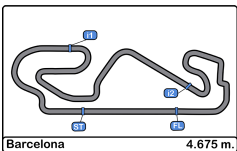
Race - 2

Event Best Maximum Speed



Nº	Entrant/Team	Nat	Driver 1	Nat	Driver 2	Nat	Vehicle	Cat	Km/h	Session
7	Inception Racing	GBR	Brendan Iribe	USA	Ollie Millroy	GBR	McLaren 720 S GT3	PROAM	266.6	Qualifying - 2 Driver - 2
5	Olimp Racing	POL	Stanislaw Jedlinski	POL	Krystian Korzeniowski	POL	Audi R8 GT3 LMS 2018	AM	266.0	Race - 1
19	Vincenzo Sospiri Racing	ITA	Baptiste Moulin	BEL	Yuki Nemoto	JPN	Lamborghini Huracan GT3 EVO	PRO	266.0	Qualifying - 2 Driver - 2
22	Balfe Motorsport	GBR	Shaun Balfe	GBR	Adam Carroll	GBR	Audi R8 GT3 LMS 2019	PROAM	265.3	Qualifying - 2 Driver - 2
97	TF Sport	GBR	Michael Dinan	USA	Robby Foley	USA	Aston Martin GT3 AMR MY2019	PRO	264.7	Qualifying - 1 Driver - 1
11	Reno Racing	DNK	Jens Reno Moller	DNK	Marcus Paverud	NOR	Honda NSX GT3 Evo	PROAM	264.7	Race - 1
63	Vincenzo Sospiri Racing	ITA	Michele Beretta	ITA	Frederik Schandorff	DNK	Lamborghini Huracan GT3 EVO	PRO	264.7	Qualifying - 2 Driver - 2
17	HP Racing International	DEU	Gerhard Tweraser	AUT	Jan Seyffert	DEU	Lamborghini Huracan GT3 EVO	PROAM	264.7	Qualifying - 2 Driver - 2
72	Inception Racing	GBR	Nick Moss	GBR	Joe Osborne	GBR	McLaren 720 S GT3	PROAM	264.0	Race - 1
52	AF Corse	ITA	Cedric Sbirrazzuoli	MCO	Hugo Delacour	FRA	Ferrari 488 GT3 MY2020	PROAM	264.0	Race - 2
47	AKM Motorsport	SAR	Loris Spinelli	ITA	Florian Scholze	DEU	Mercedes AMG GT3 - 2020	PROAM	262.7	Free Practice - 2
77	Lechner Racing	AUT	Al Faisal Al Zubair	QAT	Andy Soucek	ESP	Porsche 911 GT3-R II 2019	PRO	262.7	Qualifying - 2 Driver - 2
51	AF Corse	ITA	Oswaldo Negri	USA	Jay Schreiber	USA	Ferrari 488 GT3 MY2020	AM	262.7	Qualifying - 2 Driver - 2
9	2 Seas Motorsport	BHR	Martin Kodric	HRV	Ethan Simioni	CAN	Mercedes AMG GT3 2020	PRO	262.7	Race - 2
87	AKKA ASP	FRA	Jim Pla	FRA	Thomas Drouet	FRA	Mercedes AMG GT3 - 2020	PRO	262.1	Qualifying - 1 Driver - 1
15	Twin Busch by Equipe Vitesse	DEU	Mario Hirsch	DEU	Dominik Schraml	DEU	Mercedes AMG GT3 - 2020	PROAM	261.5	Qualifying - 1 Driver - 1
215	NM Racing Team	ESP	August MacBeth	CHE	Albert Estragues	ESP	Mercedes AMG GT4	CUPAM	261.5	Race - 1
777	Olimp Racing	POL	Marcin Jedlinski	POL	Karol Basz	POL	Mercedes AMG GT3 - 2020	PROAM	261.5	Qualifying - 2 Driver - 2
93	Baporo Motorsport	ESP	Daniel Diaz-Varela	ESP	Jaume Font	ESP	Mercedes AMG GT3 - 2020	AM	260.8	Race - 1
991	Valluga Racing	GBR	Dino Zamparelli	GBR	Jan Klingelberg	CHE	Porsche 911 GT3 Cup gen 2	CUPPA	256.5	Race - 1
26	Q1 by EMG Motorsport	BEL	Maciej Darmetko	POL	Artur Janosz	POL	Porsche 911 GT3 Cup gen 2	CUPPA	255.3	Race - 1
24	A&P Racing Team PTT Tech Support	POL	Maciej Blazek	POL	Mateusz Lisowski	POL	Porsche 991 GT3 Cup gen 2	CUPPA	254.7	Qualifying - 2 Driver - 2
50	Q1 by EMG Motorsport	BEL	Filip Teunkens	BEL	Bas Schouten	NLD	Porsche 992 GT3 Cup	CUPPA	254.1	Race - 1
32	Three Sixty Racing Team	AND	Fernando Fortes	BRA			Porsche 911 GT3 Cup gen 2	CUPAM	254.1	Race - 2
44	CAME Racing Team	ITA	Eugenio Pisani	ITA	Stefano Bozzoni	ITA	Porsche 911 GT3 Cup gen 1	CUPPA	253.5	Qualifying - 2 Driver - 2
53	Q1 by EMG Motorsport	BEL	Nicolas Vandierendonck	BEL	Dirk Schouten	NLD	Porsche 992 GT3 Cup	CUPPA	252.9	Qualifying - 2 Driver - 2
45	CAME Racing Team	ITA	Mark Speakerwas	ITA	Jan Antoszewski	POL	Porsche 911 GT3 Cup gen 1	CUPPA	252.3	Free Practice - 2
27	Three Sixty Racing Team	AND	Marcio Mauro	BRA	Oscar Aristot	AND	Porsche 911 GT3 Cup gen 2	CUPAM	251.7	Qualifying - 1 Driver - 1
54	Q1 by EMG Motorsport	BEL	Jan Laurysen	BEL			Porsche 992 GT3 Cup	CUPPA	251.1	Qualifying - 1 Driver - 1





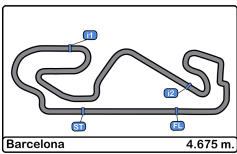
Circuito de Barcelona
International GT Open
Race - 2
Lap Chart



LAP

Nr	Po	Grid	1	2	3	4	5	6	7	8	9	10	11	12	13	14	15	16	17	18	19	20	21	22	23	24	25	26	27	28	29	30	31	32	33	
72	1	72	72	72	72	72	72	72	72	72	72	72	72	72	72	72	72	72	72	72	72	72	72	72	72	72	72	72	72	72	72	72	72	72		
87	2	87	47	47	47	47	87	87	87	87	87	87	87	87	87	87	7	7	7	7	7	7	77	77	77	77	77	77	77	77	77	77	77	77		
7	3	7	87	87	87	87	7	7	7	7	7	7	7	7	7	7	777	777	777	777	777	777	7	7	7	7	7	87	87	87	87	87	87	87		
47	4	47	7	7	7	7	777	777	777	777	777	777	777	77	77	777	87	97	97	97	97	97	77	87	87	87	87	87	63	63	63	63	63	63		
97	5	97	777	777	777	777	77	77	77	77	77	77	77	777	777	97	97	22	22	15	15	97	97	63	63	63	63	7	7	7	7	19	19	19		
9	6	9	77	77	77	77	97	97	97	97	97	97	97	97	97	77	22	11	11	51	77	87	63	97	97	97	97	19	19	19	19	7	7	7		
777	7	777	97	97	97	97	22	22	22	22	22	22	22	22	22	22	63	5	5	77	87	19	777	777	19	19	19	97	97	97	97	97	97	97		
17	8	17	22	22	22	22	47	9	9	9	9	9	9	9	9	63	17	93	15	87	19	63	19	19	17	17	17	17	9	9	9	9	9	9		
22	9	22	9	9	9	9	9	63	63	63	63	63	63	63	63	9	11	15	51	19	63	17	17	17	777	9	9	9	17	17	17	17	17	17		
77	10	77	63	63	63	63	63	19	19	19	19	19	19	17	17	17	5	51	93	63	22	9	9	9	9	777	777	777	777	22	22	22	22	22	22	
11	11	11	19	19	19	19	19	17	17	17	17	17	17	19	19	11	93	77	77	22	17	22	22	22	22	22	22	22	777	777	777	777	777	777		
5	12	5	17	17	17	17	17	11	11	11	11	11	11	11	19	15	87	87	17	9	11	11	11	11	11	11	11	11	11	11	11	11	11	11		
15	13	15	11	11	11	11	11	5	5	5	5	5	5	5	5	5	51	19	19	9	11	52	52	52	52	52	52	52	52	52	52	52	52	52	52	
93	14	93	5	5	5	5	5	93	93	93	93	93	93	93	93	93	77	50	63	11	52	93	93	93	93	93	93	93	93	93	93	93	93	93	93	
63	15	63	93	93	93	93	93	15	15	15	15	15	15	15	15	15	50	63	17	50	93	15	15	15	15	15	15	15	15	15	15	15	15	15	15	
52	16	52	15	15	15	15	15	51	51	51	51	51	51	51	51	51	54	17	9	52	51	51	51	51	51	51	51	51	51	51	51	51	51	51	51	
51	17	51	51	51	51	51	51	52	52	52	52	52	52	52	52	52	19	9	50	93	5	5	5	5	54	54	54	54	54	54	54	54	54	54	54	
53	18	53	52	52	52	52	52	50	50	50	50	50	50	50	50	50	9	54	53	53	50	54	54	54	5	53	53	53	53	53	53	53	53	53	53	
19	19	19	50	50	50	50	50	54	54	54	54	54	54	54	54	54	53	53	52	44	54	53	53	53	53	215	215	215	215	215	215	215	215	215	215	
54	20	54	54	54	54	54	54	53	53	53	53	53	53	53	53	53	52	52	44	5	53	50	215	215	215	991	991	991	991	991	991	991	991	991	991	
50	21	50	45	53	53	53	53	44	44	44	44	44	44	44	44	44	44	44	54	54	215	215	45	991	991	45	45	45	45	45	45	45	45	45	45	
215	22	215	53	44	44	44	44	215	215	215	215	215	215	215	215	215	27	215	215	215	44	45	991	45	45	32	32	32	32	32	32	32	32	32	32	
32	23	32	44	45	45	45	215	45	45	45	45	45	45	45	32	27	215	45	45	45	45	991	44	32	32	5	5	5	44	27	27	27	27	27	27	
44	24	44	32	215	215	215	45	32	32	32	32	32	32	32	45	45	45	991	991	991	991	44	32	44	44	44	44	44	27	44	44	44	44	44	44	
45	25	45	991	32	32	32	32	991	991	991	991	991	991	991	27	991	991	32	32	32	32	32	32	27	27	27	27	27	27	5	5	5	5	5	5	
991	26	991	215	991	991	991	991	27	27	27	27	27	27	27	991	32	32	27	27	27	27	27	27	50												
27	27	27	27	27	27	27	27																													

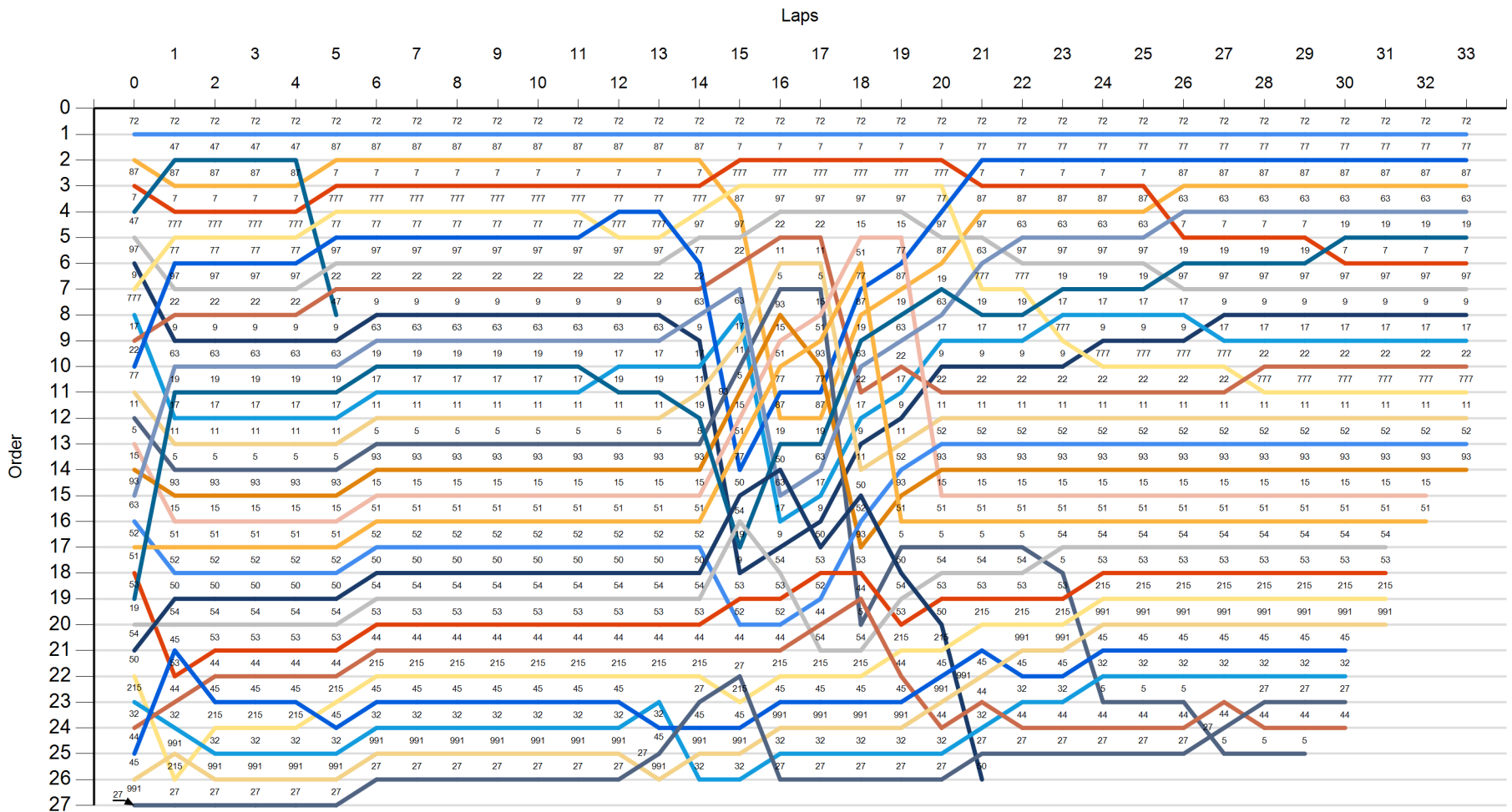


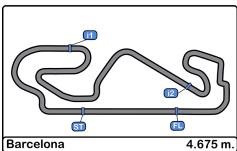


Circuito de Barcelona
International GT Open
Race - 2
Graphic Lap Chart



- 72
- 87
- 7
- 47
- 97
- 9
- 777
- 17
- 22
- 77
- 11
- 5
- 15
- 93
- 63
- 52
- 51
- 53
- 19
- 54
- 50
- 215
- 32
- 44
- 45
- 991
- 27



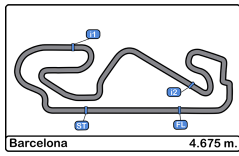


Circuito de Barcelona
International GT Open
Race - 2
Pit Stop Analysis

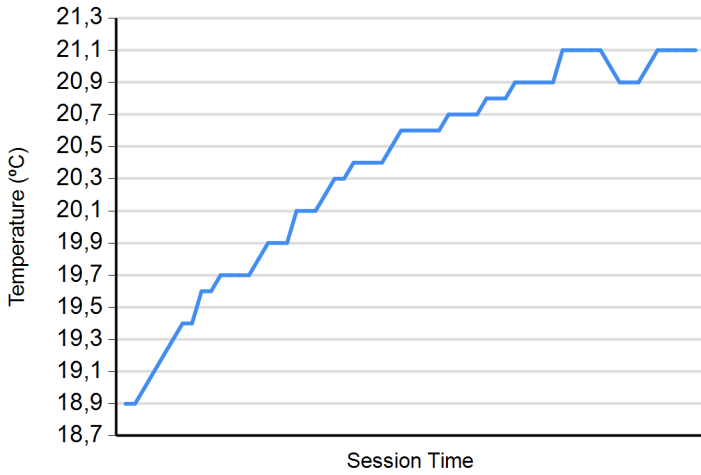


Nr.	In Day Time	Entrant/Team	Nat	Driver 1	Nat	Driver 2	Nat	Vehicle	Cat	In Time	Stop N°	Pit Time	Handicap	Diff.
77	13:48:25.605	Lechner Racing	ESP	Al Faisal Al Zubair	CAN	Andy Soucek	ESP	Porsche 911 GT3-R II 2019	PRO	25:09.712	1	1:05.151	1:05	
32	13:48:30.352	Three Sixty Racing Team	AND	Fernando Fortes	BRA			Porsche 911 GT3 Cup gen 2	CUPAM	25:14.458	1	2:52.149	2:50	
9	13:48:34.184	2 Seas Motorsport	BHR	Martin Kodric	HRV	Ethan Simioni	CAN	Mercedes AMG GT3 2020	PRO	25:18.290	1	1:15.031	1:15	
19	13:48:41.220	Vincenzo Sospiri Racing	ITA	Baptiste Moulin	BEL	Yuki Nemoto	JPN	Lamborghini Huracan GT3 EVO	PRO	25:25.327	1	1:05.465	1:05	
45	13:48:44.265	CAME Racing Team	ITA	Mark Speakerwas	ITA	Jan Antoszewski	POL	Porsche 911 GT3 Cup gen 1	CUPPA	25:28.371	1	2:28.077	2:30	-1.923
991	13:48:51.338	Valluga Racing	GBR	Dino Zamparelli	GBR	Jan Klingenberg	CHE	Porsche 911 GT3 Cup gen 2	CUPPA	25:35.444	1	2:30.810	2:30	
52	13:49:00.814	AF Corse	ITA	Cedric Sbirrazzuoli	MCO	Hugo Delacour	FRA	Ferrari 488 GT3 MY2020	PROAM	25:44.920	1	1:08.801	1:05	
215	13:50:11.027	NM Racing Team	ESP	August MacBeth	CHE	Albert Estragues	ESP	Mercedes AMG GT4	CUPAM	26:55.134	1	2:31.148	2:30	
87	13:50:11.682	AKKA ASP	FRA	Jim Pla	FRA	Thomas Drouet	FRA	Mercedes AMG GT3 - 2020	PRO	26:55.789	1	1:20.599	1:20	
63	13:50:25.357	Vincenzo Sospiri Racing	ITA	Michele Beretta	ITA	Frederik Schandorff	DNK	Lamborghini Huracan GT3 EVO	PRO	27:09.464	1	1:10.398	1:10	
17	13:50:26.205	HP Racing International	DEU	Gerhard Tweraser	AUT	Jan Seyffert	DEU	Lamborghini Huracan GT3 EVO	PROAM	27:10.312	1	1:07.757	1:05	
27	13:52:51.334	Three Sixty Racing Team	AND	Marcio Mauro	BRA	Oscar Aristot	AND	Porsche 911 GT3 Cup gen 2	CUPAM	29:35.441	1	2:46.451	2:35	
54	13:53:25.612	Q1 by EMG Motorsport	BEL	Jan Laurysen	BEL			Porsche 992 GT3 Cup	CUPPA	30:09.719	1	2:50.406	2:50	
22	13:53:55.652	Balfe Motorsport	GBR	Shaun Balfe	GBR	Adam Carroll	GBR	Audi R8 GT3 LMS 2019	PROAM	30:39.758	1	1:12.504	1:10	
11	13:54:08.147	Reno Racing	DNK	Jens Reno Moller	DNK	Marcus Paverud	NOR	Honda NSX GT3 Evo	PROAM	30:52.253	1	1:06.232	1:05	
93	13:54:20.068	Baporo Motorsport	ESP	Daniel Diaz-Varela	ESP	Jaume Font	ESP	Mercedes AMG GT3 - 2020	AM	31:04.175	1	1:09.686	1:05	
51	13:56:10.980	AF Corse	ITA	Oswaldo Negri	USA	Jay Schreiber	USA	Ferrari 488 GT3 MY2020	AM	32:55.086	1	1:12.671	1:05	
50	13:57:11.461	Q1 by EMG Motorsport	BEL	Filip Teunkens	BEL	Bas Schouten	NLD	Porsche 992 GT3 Cup	CUPPA	33:55.567	1	2:30.327	2:30	
53	13:57:21.097	Q1 by EMG Motorsport	BEL	Nicolas Vandierendonck	BEL	Dirk Schouten	NLD	Porsche 992 GT3 Cup	CUPPA	34:05.204	1	2:43.387	2:40	
97	13:57:30.129	TF Sport	GBR	Michael Dinan	USA	Robby Foley	USA	Aston Martin GT3 AMR MY2019	PRO	34:14.235	1	1:05.552	1:05	
44	13:57:49.961	CAME Racing Team	ITA	Eugenio Pisani	ITA	Stefano Bozzoni	ITA	Porsche 911 GT3 Cup gen 1	CUPPA	34:34.068	1	2:36.088	2:30	
15	13:57:57.774	Twin Busch by Equipe Vitesse	DEU	Mario Hirsch	DEU	Dominik Schraml	DEU	Mercedes AMG GT3 - 2020	PROAM	34:41.881	1	1:16.058	1:05	
72	13:58:58.108	Inception Racing	GBR	Nick Moss	GBR	Joe Osborne	GBR	McLaren 720 S GT3	PROAM	35:42.215	1	1:05.900	1:05	
7	13:59:07.780	Inception Racing	GBR	Brendan Iribe	USA	Ollie Millroy	GBR	McLaren 720 S GT3	PROAM	35:51.887	1	1:10.890	1:10	
777	13:59:14.240	Olimp Racing	POL	Marcin Jedlinski	POL	Karol Basz	POL	Mercedes AMG GT3 - 2020	PROAM	35:58.347	1	1:10.602	1:05	
50	14:03:58.652	Q1 by EMG Motorsport	BEL	Filip Teunkens	BEL	Bas Schouten	NLD	Porsche 992 GT3 Cup	CUPPA	40:42.759	2	2:38.644	2:30	

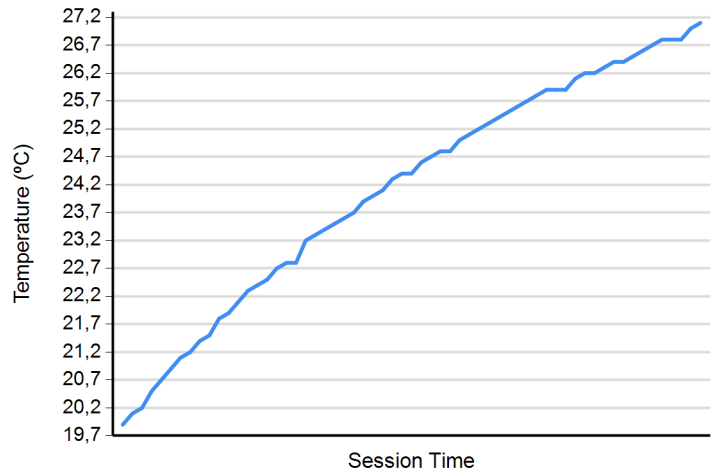




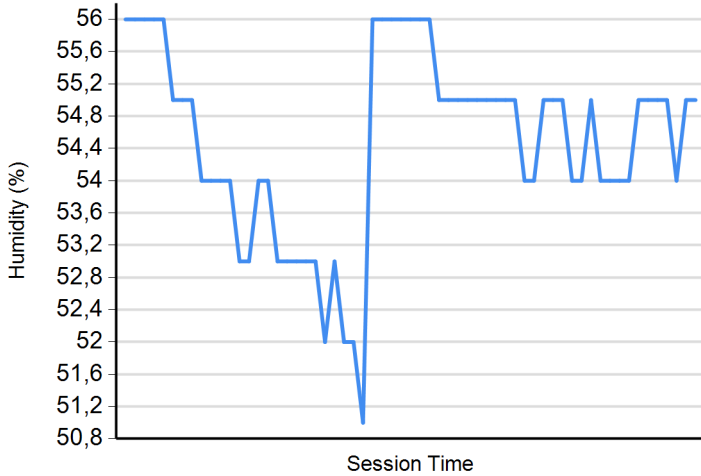
Air Temperature



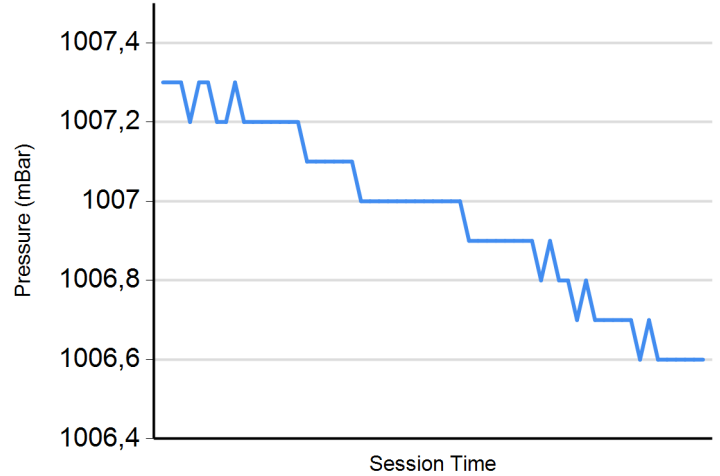
Track Temperature



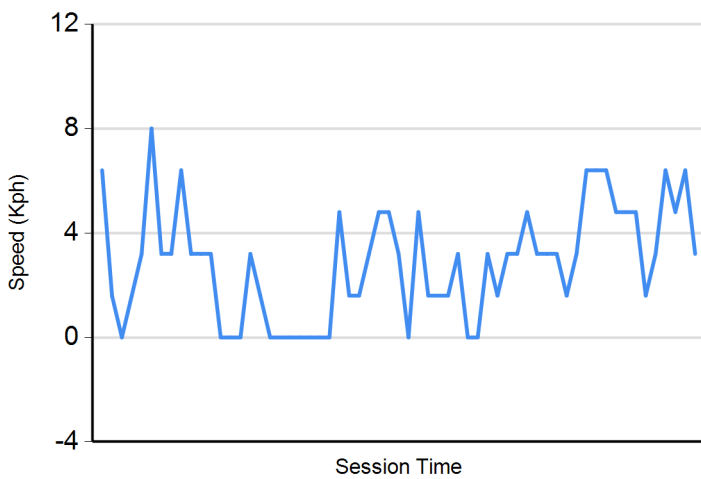
Humidity



Pressure



Wind Speed



Wind direction

North = 0°/360° Est = 90° South = 180° West = 270°

