

Red Bull Ring
International GT Open
Qualifying - 1 Driver - 1
Provisional Results



Cls	Nº	Entrant/Team	Nat	Driver 1	Nat	Driver 2	Nat	Vehicle	Cat	Cls	Laps	Best	Time	Gap	Interval	Km/h
1	72	Inception Racing	GBR	Nick Moss	GBR	Joe Osborne	GBR	McLaren 720 S GT3	PROAM	1	12	10	1:28.036			176.5
2	77	Lechner Racing	AUT	Al Faisal Al Zubair	OMN	Andy Soucek	ESP	Porsche 911 GT3-R II 2019	PRO	1	8	7	1:28.095	0.059	0.059	176.4
3	63	Vincenzo Sospiri Racing	ITA	Michele Beretta	ITA	Frederik Schandorff	DNK	Lamborghini Huracan GT3 EVO	PRO	2	8	4	1:28.207	0.171	0.112	176.2
4	19	Vincenzo Sospiri Racing	ITA	Baptiste Moulin	BEL	Yuki Nemoto	JPN	Lamborghini Huracan GT3 EVO	PRO	3	7	4	1:28.223	0.187	0.016	176.1
5	69	TF Sport	GBR	Sam De Haan	GBR	Charlie Eastwood	IRL	Aston Martin GT3 AMR MY2019	PRO	4	15	14	1:28.508	0.472	0.285	175.6
6	47	AKM Motorsport	SMR	Nico Bastian	DEU	Florian Scholze	DEU	Mercedes AMG GT3 - 2020	PROAM	2	10	9	1:28.633	0.597	0.125	175.3
7	17	HP Racing International	DEU	Gerhard Tweraser	AUT	Jan Seyffert	DEU	Lamborghini Huracan GT3 EVO	PROAM	3	12	11	1:28.858	0.822	0.225	174.9
8	7	Inception Racing	GBR	Brendan Iribe	USA	Ollie Millroy	GBR	McLaren 720 S GT3	PROAM	4	15	14	1:29.188	1.152	0.330	174.2
9	777	Olimp Racing	POL	Marcin Jedlinski	POL	Karol Basz	POL	Mercedes AMG GT3 - 2020	PROAM	5	13	12	1:29.283	1.247	0.095	174.1
10	11	Reno Racing	DNK	Jens Reno Moller	DNK	Marcus Paverud	NOR	Honda NSX GT3 Evo	PROAM	6	11	9	1:29.389	1.353	0.106	173.9
11	22	Balfe Motorsport	GBR	Shaun Balfe	GBR	Adam Carroll	GBR	Audi R8 GT3 LMS 2019	PROAM	7	12	8	1:29.756	1.720	0.367	173.1
12	15	Twin Busch by Equipe Vitesse	DEU	Mario Hirsch	DEU	Dominik Schraml	DEU	Mercedes AMG GT3 - 2020	PROAM	8	9	4	1:30.274	2.238	0.518	172.1
13	5	Olimp Racing	POL	Stanislaw Jedlinski	POL	Krystian Korzeniowski	POL	Audi R8 GT3 LMS 2018	AM	1	5	4	1:34.537	6.501	4.263	164.4

*** PENALTIES**

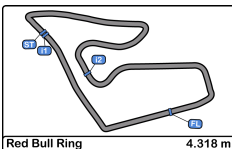
- CAR 17 TIME 1:29.897 DELETED TRACK LIMITS AT T 10
- CAR 17 TIME 1:29.938 DELETED TRACK LIMITS AT T 10 PREVIOUS LAP
- CAR 7 TIME 1:29.582 DELETED TRACK LIMITS AT T 9
- CAR 72 TIME 1:28.390 DELETED TRACK LIMITS AT T 9
- CAR 777 TIME 1:29.583 DELETED TRACK LIMITS AT T 9
- CAR 72 TIME 1:28.626 DELETED TRACK LIMITS AT T 9 AND 10
- CAR 63 TIME 1:28.345 DELETED TRACK LIMITS AT T 10
- CAR 19 TIME 1:28.338 DELETED TRACK LIMITS AT T 9
- CAR 22 TIME 1:29.706 DELETED TRACK LIMITS AT T 9
- CAR 777 TIME 1:29.516 DELETED TRACK LIMITS AT T 9
- CAR 72 TIME 1:27.908 DELETED TRACK LIMITS AT T 1
- CAR 22 TIME 1:31.277 DELETED TRACK LIMITS AT T 9
- CAR 11 TIME 1:29.372 DELETED TRACK LIMITS AT T 10

Published at:.....

Track Temp: 33.8 °C Air Temp: 18.6 °C Humidity: 62 % Track Status: DRY

Stewards:	Race Director:	Timekeeper: Luis Angel Garcia Nuñez JOB/I-0020-ESP
------------------	-----------------------	--





Red Bull Ring
International GT Open
Qualifying - 1 Driver - 1
Provisional Results by Category



Cls	Nº	Entrant/Team	Nat	Driver 1	Nat	Driver 2	Nat	Vehicle	Cat	Cls	Laps	Best	Time	Gap	Interval	Km/h
PRO																
1	77	Lechner Racing	AUT	Al Faisal Al Zubair	OMN	Andy Soucek	ESP	Porsche 911 GT3-R II 2019	PRO	1	8	7	1:28.095			176.4
2	63	Vincenzo Sospiri Racing	ITA	Michele Beretta	ITA	Frederik Schandorff	DNK	Lamborghini Huracan GT3 EVO	PRO	2	8	4	1:28.207	0.112	0.112	176.2
3	19	Vincenzo Sospiri Racing	ITA	Baptiste Moulin	BEL	Yuki Nemoto	JPN	Lamborghini Huracan GT3 EVO	PRO	3	7	4	1:28.223	0.128	0.016	176.1
4	69	TF Sport	GBR	Sam De Haan	GBR	Charlie Eastwood	IRL	Aston Martin GT3 AMR MY2019	PRO	4	15	14	1:28.508	0.413	0.285	175.6
PROAM																
1	72	Inception Racing	GBR	Nick Moss	GBR	Joe Osborne	GBR	McLaren 720 S GT3	PROAM	1	12	10	1:28.036			176.5
2	47	AKM Motorsport	SMR	Nico Bastian	DEU	Florian Scholze	DEU	Mercedes AMG GT3 - 2020	PROAM	2	10	9	1:28.633	0.597	0.597	175.3
3	17	HP Racing International	DEU	Gerhard Tweraser	AUT	Jan Seyffert	DEU	Lamborghini Huracan GT3 EVO	PROAM	3	12	11	1:28.858	0.822	0.225	174.9
4	7	Inception Racing	GBR	Brendan Iribe	USA	Ollie Millroy	GBR	McLaren 720 S GT3	PROAM	4	15	14	1:29.188	1.152	0.330	174.2
5	777	Olimp Racing	POL	Marcin Jedlinski	POL	Karol Basz	POL	Mercedes AMG GT3 - 2020	PROAM	5	13	12	1:29.283	1.247	0.095	174.1
6	11	Reno Racing	DNK	Jens Reno Moller	DNK	Marcus Paverud	NOR	Honda NSX GT3 Evo	PROAM	6	11	9	1:29.389	1.353	0.106	173.9
7	22	Balfé Motorsport	GBR	Shaun Balfé	GBR	Adam Carroll	GBR	Audi R8 GT3 LMS 2019	PROAM	7	12	8	1:29.756	1.720	0.367	173.1
8	15	Twin Busch by Equipe Vitesse	DEU	Mario Hirsch	DEU	Dominik Schraml	DEU	Mercedes AMG GT3 - 2020	PROAM	8	9	4	1:30.274	2.238	0.518	172.1
AM																
1	5	Olimp Racing	POL	Stanislaw Jedlinski	POL	Krystian Korzeniowski	POL	Audi R8 GT3 LMS 2018	AM	1	5	4	1:34.537			164.4

*** PENALTIES**

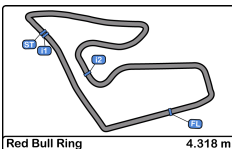
- CAR 17 TIME 1:29.897 DELETED TRACK LIMITS AT T 10
- CAR 17 TIME 1:29.938 DELETED TRACK LIMITS AT T 10 PREVIOUS LAP
- CAR 7 TIME 1:29.582 DELETED TRACK LIMITS AT T 9
- CAR 72 TIME 1:28.390 DELETED TRACK LIMITS AT T 9
- CAR 777 TIME 1:29.583 DELETED TRACK LIMITS AT T 9
- CAR 72 TIME 1:28.626 DELETED TRACK LIMITS AT T 9 AND 10
- CAR 63 TIME 1:28.345 DELETED TRACK LIMITS AT T 10
- CAR 19 TIME 1:28.338 DELETED TRACK LIMITS AT T 9
- CAR 22 TIME 1:29.706 DELETED TRACK LIMITS AT T 9
- CAR 777 TIME 1:29.516 DELETED TRACK LIMITS AT T 9
- CAR 72 TIME 1:27.908 DELETED TRACK LIMITS AT T 1
- CAR 22 TIME 1:31.277 DELETED TRACK LIMITS AT T 9
- CAR 11 TIME 1:29.372 DELETED TRACK LIMITS AT T 10

Published at:.....

Track Temp: 33.8 °C Air Temp: 18.6 °C Humidity: 62 % Track Status: DRY

Stewards:	Race Director:	Timekeeper: Luis Angel Garcia Nuñez JOB/I-0020-ESP
------------------	-----------------------	--





Red Bull Ring
International GT Open
Qualifying - 1 Driver - 1
Provisional Results by Class



Cls	Nº	Entrant/Team	Nat	Driver 1	Nat	Driver 2	Nat	Vehicle	Cat	Cls	Laps	Best	Time	Gap	Interval	Km/h
International GT Open																
1	72	Inception Racing	GBR	Nick Moss	GBR	Joe Osborne	GBR	McLaren 720 S GT3	PROAM	1	12	10	1:28.036			176.5
2	77	Lechner Racing	AUT	Al Faisal Al Zubair	CAN	Andy Soucek	ESP	Porsche 911 GT3-R II 2019	PRO	1	8	7	1:28.095	0.059	0.059	176.4
3	63	Vincenzo Sospiri Racing	ITA	Michele Beretta	ITA	Frederik Schandorff	DNK	Lamborghini Huracan GT3 EVO	PRO	2	8	4	1:28.207	0.171	0.112	176.2
4	19	Vincenzo Sospiri Racing	ITA	Baptiste Moulin	BEL	Yuki Nemoto	JPN	Lamborghini Huracan GT3 EVO	PRO	3	7	4	1:28.223	0.187	0.016	176.1
5	69	TF Sport	GBR	Sam De Haan	GBR	Charlie Eastwood	ITA	Aston Martin GT3 AMR MY2019	PRO	4	15	14	1:28.508	0.472	0.285	175.6
6	47	AKM Motorsport	SMR	Nico Bastian	DEU	Florian Scholze	DEU	Mercedes AMG GT3 - 2020	PROAM	2	10	9	1:28.633	0.597	0.125	175.3
7	17	HP Racing International	DEU	Gerhard Tweraser	AUT	Jan Seyffert	DEU	Lamborghini Huracan GT3 EVO	PROAM	3	12	11	1:28.858	0.822	0.225	174.9
8	7	Inception Racing	GBR	Brendan Iribe	USA	Ollie Millroy	GBR	McLaren 720 S GT3	PROAM	4	15	14	1:29.188	1.152	0.330	174.2
9	777	Olimp Racing	POL	Marcin Jedlinski	POL	Karol Basz	POL	Mercedes AMG GT3 - 2020	PROAM	5	13	12	1:29.283	1.247	0.095	174.1
10	11	Reno Racing	DNK	Jens Reno Moller	DNK	Marcus Paverud	NOR	Honda NSX GT3 Evo	PROAM	6	11	9	1:29.389	1.353	0.106	173.9
11	22	Balfe Motorsport	GBR	Shaun Balfe	GBR	Adam Carroll	GBR	Audi R8 GT3 LMS 2019	PROAM	7	12	8	1:29.756	1.720	0.367	173.1
12	15	Twin Busch by Equipe Vitesse	DEU	Mario Hirsch	DEU	Dominik Schraml	DEU	Mercedes AMG GT3 - 2020	PROAM	8	9	4	1:30.274	2.238	0.518	172.1
13	5	Olimp Racing	POL	Stanislaw Jedlinski	POL	Krystian Korzeniowski	POL	Audi R8 GT3 LMS 2018	AM	1	5	4	1:34.537	6.501	4.263	164.4

*** PENALTIES**

- CAR 17 TIME 1:29.897 DELETED TRACK LIMITS AT T 10
- CAR 17 TIME 1:29.938 DELETED TRACK LIMITS AT T 10 PREVIOUS LAP
- CAR 7 TIME 1:29.582 DELETED TRACK LIMITS AT T 9
- CAR 72 TIME 1:28.390 DELETED TRACK LIMITS AT T 9
- CAR 777 TIME 1:29.583 DELETED TRACK LIMITS AT T 9
- CAR 72 TIME 1:28.626 DELETED TRACK LIMITS AT T 9 AND 10
- CAR 63 TIME 1:28.345 DELETED TRACK LIMITS AT T 10
- CAR 19 TIME 1:28.338 DELETED TRACK LIMITS AT T 9
- CAR 22 TIME 1:29.706 DELETED TRACK LIMITS AT T 9
- CAR 777 TIME 1:29.516 DELETED TRACK LIMITS AT T 9
- CAR 72 TIME 1:27.908 DELETED TRACK LIMITS AT T 1
- CAR 22 TIME 1:31.277 DELETED TRACK LIMITS AT T 9
- CAR 11 TIME 1:29.372 DELETED TRACK LIMITS AT T 10

Published at:.....

Track Temp: 33.8 °C Air Temp: 18.6 °C Humidity: 62 % Track Status: DRY

Stewards:	Race Director:	Timekeeper: Luis Angel Garcia Nuñez JOB/I-0020-ESP
------------------	-----------------------	--



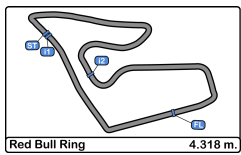


Red Bull Ring
International GT Open
Qualifying - 1 Driver - 1
Lap Analysis



5							17								
Stanislaw Jedlinski			Audi R8 GT3 LMS 2018				Gerhard Tweraser			Lamborghini Huracan GT3 EVO					
AM Krystian Korzeniewski			Olimp Racing				PROAM			Jan Seyffert HP Racing International					
Lap	D	Time	Sector 1	Sector 2	Sector 3	T. Spd	Elapsed	Lap	D	Time	Sector 1	Sector 2	Sector 3	T. Spd	Elapsed
1	1	10:59:01.387	10:57:43.614	47.440	30.333	191.4	10:59:01.387	1	1	10:58:53.981	10:57:42.165	42.687	29.129	204.1	10:58:53.981
2	1	1:36.626	24.213	42.594	29.819	223.6	11:00:38.013	2	1	1:30.770	22.523	40.738	27.509	225.0	11:00:24.751
3	1	1:35.417	23.612	42.171	29.634	225.4	11:02:13.430	3	1	1:29.897	22.333	40.178	27.386	225.9	11:01:54.648
4	1	1:34.537	23.293	41.533	29.711	224.0	11:03:47.967	4	1	1:29.938	22.260	40.201	27.477	225.9	11:03:24.586
5	1	1:50.474 P	24.474	43.850	42.150	225.4	11:05:38.441	5	1	1:30.053	22.443	40.284	27.326	225.9	11:04:54.639
7							19								
Brendan Iribe			McLaren 720 S GT3				Baptiste Moulin			Lamborghini Huracan GT3 EVO					
PROAM Ollie Millroy			Inception Racing				PRO Yuki Nemoto			Vincenzo Sospiri Racing					
Lap	D	Time	Sector 1	Sector 2	Sector 3	T. Spd	Elapsed	Lap	D	Time	Sector 1	Sector 2	Sector 3	T. Spd	Elapsed
1	1	10:58:20.605	10:57:11.175	41.567	27.863	220.8	10:58:20.605	6	1	1:29.618	22.322	39.912	27.384	225.9	11:06:24.257
2	1	1:31.229	22.513	40.705	28.011	226.4	10:59:51.834	7	1	1:36.265 P	22.370	40.206	33.689	225.9	11:08:00.522
3	1	1:30.034	22.118	40.408	27.508	228.3	11:01:21.868	8	1	3:22.844	2:13.142	41.386	28.316	224.0	11:11:23.366
4	1	1:29.511	22.251	39.829	27.431	228.8	11:02:51.379	9	1	1:29.390	22.291	39.957	27.142	226.8	11:12:52.756
5	1	1:29.582	22.074	39.907	27.601	229.7	11:04:20.961	10	1	1:29.024	22.286	39.646	27.092	226.4	11:14:21.780
6	1	1:36.031 P	22.309	40.147	33.575	229.2	11:05:56.992	11	1	1:28.858	22.168	39.710	26.980	226.8	11:15:50.638
7	1	6:41.378	5:33.279	40.474	27.625	225.4	11:12:38.370	12	1	1:40.600 P	22.257	40.871	37.472	226.4	11:17:31.238
8	1	1:29.251	21.981	39.998	27.272	229.2	11:14:07.621	1	2	11:08:05.816	11:06:48.936	39.938	36.942	220.4	11:08:05.816
9	1	1:29.385	22.102	39.943	27.340	229.7	11:15:37.006	2	2	1:28.884	22.469	39.392	27.023	225.4	11:09:34.700
10	1	1:29.803	22.143	40.155	27.505	229.7	11:17:06.809	3	2	1:28.364	22.066	39.352	26.946	226.8	11:11:03.064
11	1	1:29.733	22.069	40.265	27.399	229.7	11:18:36.542	4	2	1:28.223	22.067	39.247	26.909	227.3	11:12:31.287
12	1	1:29.537	21.987	40.103	27.447	230.2	11:20:06.079	5	2	1:28.392	22.070	39.401	26.921	226.4	11:13:59.679
13	1	1:29.269	22.059	39.892	27.318	230.2	11:21:35.348	6	2	1:28.338	22.117	39.307	26.914	226.8	11:15:28.017
14	1	1:29.188	21.955	39.830	27.403	230.7	11:23:04.536	7	2	2:08.827 P	25.399	54.933	48.495	143.8	11:17:36.844
15	1	1:37.115 P	22.045	40.080	34.990	230.7	11:24:41.651	1	2	11:08:05.816	11:06:48.936	39.938	36.942	220.4	11:08:05.816
11							22								
Jens Reno Moller			Honda NSX GT3 Evo				Shaun Balfe			Audi R8 GT3 LMS 2019					
PROAM Marcus Paverud			Reno Racing				PROAM Adam Carroll			Balfe Motorsport					
Lap	D	Time	Sector 1	Sector 2	Sector 3	T. Spd	Elapsed	Lap	D	Time	Sector 1	Sector 2	Sector 3	T. Spd	Elapsed
1	1	11:00:45.128	10:59:33.672	42.475	28.981	196.3	11:00:45.128	1	1	10:57:47.116	10:56:25.562	50.429	31.125	127.3	10:57:47.116
2	1	1:31.732	23.039	40.911	27.782	226.8	11:02:16.860	2	1	1:30.715	22.594	40.577	27.544	224.5	10:59:17.831
3	1	1:31.069	22.377	39.899	28.793	229.2	11:03:47.929	3	1	1:29.909	22.322	40.331	27.256	226.4	11:00:47.740
4	1	1:29.613	22.416	39.873	27.324	227.8	11:05:17.542	4	1	1:51.634	22.302	40.106	49.226	228.8	11:02:39.374
5	1	1:35.617 P	22.579	40.028	33.010	226.8	11:06:53.159	5	1	1:43.730	27.326	46.561	29.843	174.1	11:04:23.104
6	1	11:35.966	10:25.717	42.458	27.791	217.3	11:18:29.125	6	1	1:40.109 P	22.524	41.860	35.725	225.4	11:06:03.213
7	1	1:29.481	22.382	39.937	27.162	227.8	11:19:58.606	7	1	7:28.550	6:16.808	43.219	28.523	187.1	11:13:31.763
8	1	1:29.372	22.421	39.793	27.158	227.8	11:21:27.978	8	1	1:29.756	22.453	40.168	27.135	225.0	11:15:01.519
9	1	1:29.389	22.329	39.763	27.297	227.3	11:22:57.367	9	1	1:29.706	22.518	40.074	27.114	224.5	11:16:31.225
10	1	1:31.428	22.395	40.804	28.229	227.3	11:24:28.795	10	1	1:29.761	22.418	39.958	27.385	227.3	11:18:00.986
11	1	1:37.830 P	22.398	39.953	35.479	227.3	11:26:06.625	11	1	1:31.277	22.373	40.169	28.735	225.4	11:19:32.263
12	1	1:49.405 P	25.745	48.084	35.576	193.5	11:21:21.668	12	1	1:49.405 P	25.745	48.084	35.576	193.5	11:21:21.668
15							47								
Mario Hirsch			Mercedes AMG GT3 - 2020				Nico Bastian			Mercedes AMG GT3 - 2020					
PROAM Dominik Schraml			Twin Busch by Equipe Vitesse				PROAM Florian Scholze			AKM Motorsport					
Lap	D	Time	Sector 1	Sector 2	Sector 3	T. Spd	Elapsed	Lap	D	Time	Sector 1	Sector 2	Sector 3	T. Spd	Elapsed
1	1	10:58:57.152	10:57:45.772	42.888	28.492	219.0	10:58:57.152	1	1	10:57:54.459	10:56:37.316	42.419	34.724	185.5	10:57:54.459
2	1	1:31.474	22.648	40.886	27.940	225.0	11:00:28.626	2	1	1:29.581	22.474	39.926	27.181	224.0	10:59:24.040
3	1	1:30.949	22.609	40.460	27.880	225.4	11:01:59.575	3	1	1:29.124	22.329	39.704	27.091	224.5	11:00:53.164
4	1	1:30.274	22.485	40.172	27.617	225.0	11:03:29.849	4	1	1:29.171	22.198	39.845	27.128	225.0	11:02:22.335
5	1	1:35.949 P	22.374	40.464	33.111	225.4	11:05:05.798	5	1	1:34.163 P	22.223	39.867	32.073	226.4	11:03:56.498
6	1	3:23.430	2:14.051	40.966	28.413	221.3	11:08:29.228	6	1	12:43.799	11:34.531	41.342	27.926	219.9	11:16:40.297
7	1	1:30.800	22.557	40.496	27.747	225.0	11:10:00.028	7	1	1:29.413	22.398	39.899	27.116	223.6	11:18:09.710
8	1	1:30.732	22.587	40.383	27.762	225.0	11:11:30.760	8	1	1:28.946	22.160	39.842	26.944	225.0	11:19:38.656
9	1	1:35.928 P	22.482	40.178	33.268	225.0	11:13:06.688	9	1	1:28.633	22.118	39.576	26.939	225.4	11:21:07.289
10	1	1:37.686 P	22.153	41.289	34.244	225.0	11:22:44.975	10	1	1:37.686 P	22.153	41.289	34.244	225.0	11:22:44.975





Red Bull Ring
International GT Open
Qualifying - 1 Driver - 1
Lap Analysis



63 Michele Beretta Lamborghini Huracan GT3 EVO **777** Marcin Jedlinski Mercedes AMG GT3 - 2020

PRO							PROAM							
Lap	D	Time	Sector 1	Sector 2	Sector 3	T. Spd	Lap	D	Time	Sector 1	Sector 2	Sector 3	T. Spd	Elapsed
1	1	11:05:39.991	11:04:31.050	41.293	27.648	220.4	1	1	10:58:34.504	10:57:22.968	43.765	27.771	202.2	10:58:34.504
2	1	1:28.776	22.024	39.684	27.068	225.9	2	1	1:31.059	22.554	41.106	27.399	225.9	11:00:05.563
3	1	1:28.259	21.906	39.444	26.909	227.8	3	1	1:30.134	22.442	40.077	27.615	225.9	11:01:35.697
4	1	1:28.207	21.949	39.376	26.882	227.8	4	1	1:30.107	22.327	40.344	27.436	226.4	11:03:05.804
5	1	1:30.482	21.998	39.452	29.032	228.3	5	1	1:29.777	22.364	40.040	27.373	225.9	11:04:35.581
6	1	1:31.628	23.163	40.696	27.769	218.1	6	1	1:29.593	22.321	39.929	27.333	225.9	11:06:05.164
7	1	1:29.345	22.120	39.361	26.864	226.8	7	1	1:36.602 P	22.232	41.062	33.308	225.9	11:07:41.766
8	1	1:37.147 P	22.083	40.181	34.883	226.8	8	1	8:13.204	7:03.381	42.457	27.366	221.3	11:15:54.970

69 Sam De Haan Aston Martin GT3 AMR MY2019

PRO							TF Sport							
Lap	D	Time	Sector 1	Sector 2	Sector 3	T. Spd	Lap	D	Time	Sector 1	Sector 2	Sector 3	T. Spd	Elapsed
1	1	10:58:17.781	10:57:06.188	42.385	29.208	219.0	9	1	1:29.516	22.316	40.017	27.183	226.4	11:17:24.486
2	1	1:38.374 P	22.631	41.195	34.548	225.9	10	1	1:30.845	22.401	41.146	27.298	226.4	11:18:55.331
3	1	2:25.704	1:14.568	41.601	29.535	165.6	11	1	1:29.646	22.201	40.169	27.276	226.4	11:20:24.977
4	1	1:29.530	22.265	39.908	27.357	227.3	12	1	1:29.283	22.280	39.914	27.089	226.8	11:21:54.260
5	1	1:31.524	22.097	41.332	28.095	228.8	13	1	1:42.322 P	22.261	43.903	36.158	226.8	11:23:36.582
6	1	1:29.169	22.205	39.700	27.264	227.8								
7	1	1:28.989	22.058	39.723	27.208	227.8								
8	1	1:28.683	22.094	39.548	27.041	227.8								
9	1	1:35.624 P	22.130	40.055	33.439	228.3								
10	1	8:18.792	7:10.499	40.415	27.878	221.7								
11	1	1:29.749	22.109	39.766	27.874	226.8								
12	1	1:29.629	22.334	39.619	27.676	226.8								
13	1	1:28.719	22.023	39.392	27.304	227.8								
14	1	1:28.508	22.081	39.324	27.103	227.8								
15	1	1:38.828 P	22.970	41.203	34.655	225.4								

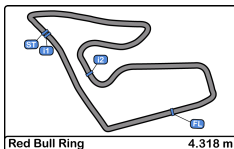
72 Nick Moss McLaren 720 S GT3

PROAM							Inception Racing							
Lap	D	Time	Sector 1	Sector 2	Sector 3	T. Spd	Lap	D	Time	Sector 1	Sector 2	Sector 3	T. Spd	Elapsed
1	2	11:01:20.598	11:00:12.989	40.355	27.254	222.2	1	2	11:01:20.598					
2	2	1:28.879	22.139	39.768	26.972	227.8	2	2	1:28.879	22.139	39.768	26.972	227.8	11:02:49.477
3	2	1:28.578	21.944	39.637	26.997	229.2	3	2	1:28.578	21.944	39.637	26.997	229.2	11:04:18.055
4	2	1:28.390	21.818	39.521	27.051	230.2	4	2	1:28.390	21.818	39.521	27.051	230.2	11:05:46.445
5	2	1:33.535	21.932	39.661	31.942	230.7	5	2	1:33.535	21.932	39.661	31.942	230.7	11:07:19.980
6	2	1:28.626	21.981	39.539	27.106	230.7	6	2	1:28.626	21.981	39.539	27.106	230.7	11:08:48.606
7	2	1:40.718 P	23.378	43.519	33.821	159.5	7	2	1:40.718 P	23.378	43.519	33.821	159.5	11:10:29.324
8	2	4:52.340	3:38.913	40.148	33.279	224.5	8	2	4:52.340	3:38.913	40.148	33.279	224.5	11:15:21.664
9	2	1:28.345	21.959	39.531	26.855	230.2	9	2	1:28.345	21.959	39.531	26.855	230.2	11:16:50.009
10	2	1:28.036	21.869	39.372	26.795	231.2	10	2	1:28.036	21.869	39.372	26.795	231.2	11:18:18.045
11	2	1:27.908	21.746	39.311	26.851	232.2	11	2	1:27.908	21.746	39.311	26.851	232.2	11:19:45.953
12	2	1:38.255 P	21.659	39.486	37.110	232.2	12	2	1:38.255 P	21.659	39.486	37.110	232.2	11:21:24.208

77 Al Faisal Al Zubair Porsche 911 GT3-R II 2019

PRO							Lechner Racing							
Lap	D	Time	Sector 1	Sector 2	Sector 3	T. Spd	Lap	D	Time	Sector 1	Sector 2	Sector 3	T. Spd	Elapsed
1	2	11:07:14.715	11:06:03.379	43.076	28.260	210.9	1	2	11:07:14.715					
2	2	1:31.512	23.103	40.998	27.411	224.0	2	2	1:31.512	23.103	40.998	27.411	224.0	11:08:46.227
3	2	1:28.653	22.064	39.671	26.918	227.3	3	2	1:28.653	22.064	39.671	26.918	227.3	11:10:14.880
4	2	1:28.188	21.915	39.407	26.866	228.3	4	2	1:28.188	21.915	39.407	26.866	228.3	11:11:43.068
5	2	1:28.205	21.828	39.526	26.851	228.3	5	2	1:28.205	21.828	39.526	26.851	228.3	11:13:11.273
6	2	1:32.054	23.685	41.082	27.287	211.3	6	2	1:32.054	23.685	41.082	27.287	211.3	11:14:43.327
7	2	1:28.095	21.851	39.385	26.859	228.3	7	2	1:28.095	21.851	39.385	26.859	228.3	11:16:11.422
8	2	1:43.592 P	22.491	44.855	36.246	192.5	8	2	1:43.592 P	22.491	44.855	36.246	192.5	11:17:55.014



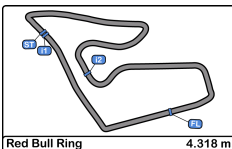


Red Bull Ring
International GT Open
Qualifying - 1 Driver - 1
Best Sectors Results



		Sector - 1			Sector - 2			Sector - 3			Ideal Lap vs Best Lap				
Clas	Nº	Driver	Time	Nº	Driver	Time	Nº	Driver	Time	Clas	Nº	Driver	Ideal Lap	Best Lap	Clas
1	72	Joe Osborne	21.659	19	Yuki Nemoto	39.247	72	Joe Osborne	26.795	1	72	Joe Osborne	1:27.765	1:28.036	1
2	77	Andy Soucek	21.828	72	Joe Osborne	39.311	77	Andy Soucek	26.851	2	77	Andy Soucek	1:28.064	1:28.095	2
3	63	Michele Beretta	21.906	69	Sam De Haan	39.324	63	Michele Beretta	26.864	3	63	Michele Beretta	1:28.131	1:28.207	3
4	7	Brendan Iribe	21.955	63	Michele Beretta	39.361	19	Yuki Nemoto	26.909	4	19	Yuki Nemoto	1:28.222	1:28.223	4
5	69	Sam De Haan	22.023	77	Andy Soucek	39.385	47	Nico Bastian	26.939	5	69	Sam De Haan	1:28.388	1:28.508	5
6	19	Yuki Nemoto	22.066	47	Nico Bastian	39.576	17	Gerhard Tweraser	26.980	6	47	Nico Bastian	1:28.633	1:28.633	6
7	47	Nico Bastian	22.118	17	Gerhard Tweraser	39.646	69	Sam De Haan	27.041	7	17	Gerhard Tweraser	1:28.794	1:28.858	7
8	17	Gerhard Tweraser	22.168	11	Jens Reno Moller	39.763	777	Marcin Jedlinski	27.089	8	7	Brendan Iribe	1:29.056	1:29.188	8
9	777	Marcin Jedlinski	22.201	7	Brendan Iribe	39.829	22	Shaun Balfe	27.114	9	777	Marcin Jedlinski	1:29.204	1:29.283	9
10	22	Shaun Balfe	22.302	777	Marcin Jedlinski	39.914	11	Jens Reno Moller	27.158	10	11	Jens Reno Moller	1:29.250	1:29.389	10
11	11	Jens Reno Moller	22.329	22	Shaun Balfe	39.958	7	Brendan Iribe	27.272	11	22	Shaun Balfe	1:29.374	1:29.756	11
12	15	Mario Hirsch	22.374	15	Mario Hirsch	40.172	15	Mario Hirsch	27.617	12	15	Mario Hirsch	1:30.163	1:30.274	12
13	5	Stanislaw Jedlinski	23.293	5	Stanislaw Jedlinski	41.533	5	Stanislaw Jedlinski	29.634	13	5	Stanislaw Jedlinski	1:34.460	1:34.537	13



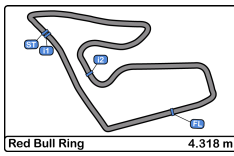


Red Bull Ring
International GT Open
Qualifying - 1 Driver - 1
Best 5 Lap Times



Cl	N°	Entrant/Team	Nat	Driver 1	Nat	Driver 2	Nat	Vehicle	Cat	Cl	Best 1		Best 2		Best 3		Best 4		Best 5	
											Time	Lap	Time	Lap	Time	Lap	Time	Lap	Time	Lap
1	72	Inception Racing	GBR	Nick Moss	GBR	Joe Osborne	GBR	McLaren 720 S GT3	PROAM	1	1:28.036	10	1:28.345	9	1:28.578	3	1:28.879	2	1:33.535	5
2	77	Lechner Racing	AUT	Al Faisal Al Zubair	CZE	Andy Soucek	ESP	Porsche 911 GT3-R II 2019	PRO	1	1:28.095	7	1:28.188	4	1:28.205	5	1:28.653	3	1:31.512	2
3	63	Vincenzo Sospiri Racing	ITA	Michele Beretta	ITA	Frederik Schandorff	DNK	Lamborghini Huracan GT3 EVO	PRO	2	1:28.207	4	1:28.259	3	1:28.776	2	1:30.482	5	1:31.628	6
4	19	Vincenzo Sospiri Racing	ITA	Baptiste Moulin	BEL	Yuki Nemoto	JPN	Lamborghini Huracan GT3 EVO	PRO	3	1:28.223	4	1:28.364	3	1:28.392	5	1:28.884	2	2:08.827	7
5	69	TF Sport	GBR	Sam De Haan	GBR	Charlie Eastwood	IRL	Aston Martin GT3 AMR MY2019	PRO	4	1:28.508	14	1:28.683	8	1:28.719	13	1:28.989	7	1:29.169	6
6	47	AKM Motorsport	DEU	Nico Bastian	DEU	Florian Scholze	DEU	Mercedes AMG GT3 - 2020	PROAM	2	1:28.633	9	1:28.946	8	1:29.124	3	1:29.171	4	1:29.413	7
7	17	HP Racing International	DEU	Gerhard Tweraser	AUT	Jan Seyffert	DEU	Lamborghini Huracan GT3 EVO	PROAM	3	1:28.858	11	1:29.024	10	1:29.390	9	1:29.618	6	1:30.053	5
8	7	Inception Racing	GBR	Brendan Iribe	USA	Ollie Millroy	GBR	McLaren 720 S GT3	PROAM	4	1:29.188	14	1:29.251	8	1:29.269	13	1:29.385	9	1:29.511	4
9	777	Olimp Racing	POL	Marcin Jedlinski	POL	Karol Basz	POL	Mercedes AMG GT3 - 2020	PROAM	5	1:29.283	12	1:29.646	11	1:29.777	5	1:30.107	4	1:30.134	3
10	11	Reno Racing	DNK	Jens Reno Moller	DNK	Marcus Paverud	NOR	Honda NSX GT3 Evo	PROAM	6	1:29.389	9	1:29.481	7	1:29.613	4	1:31.069	3	1:31.428	10
11	22	Balfe Motorsport	GBR	Shaun Balfe	GBR	Adam Carroll	GBR	Audi R8 GT3 LMS 2019	PROAM	7	1:29.756	8	1:29.761	10	1:29.909	3	1:30.715	2	1:40.109	6
12	15	Twin Busch by Equipe Vitesse	DEU	Mario Hirsch	DEU	Dominik Schraml	DEU	Mercedes AMG GT3 - 2020	PROAM	8	1:30.274	4	1:30.732	8	1:30.800	7	1:30.949	3	1:31.474	2
13	5	Olimp Racing	POL	Stanislaw Jedlinski	POL	Krystian Korzeniowski	POL	Audi R8 GT3 LMS 2018	AM	1	1:34.537	4	1:35.417	3	1:36.626	2	1:50.474	5		



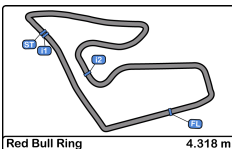


Red Bull Ring
International GT Open
Qualifying - 1 Driver - 1
Best 5 Top Speeds



Cl	N°	Entrant/Team	Nat	Driver 1	Nat	Driver 2	Nat	Vehicle	Cat	Cl	Top 1		Top 2		Top 3		Top 4		Top 5		Avg
											Km/h	Lap	Km/h	Lap	Km/h	Lap	Km/h	Lap	Km/h	Lap	
1	72	Inception Racing	GBR	Nick Moss	GBR	Joe Osborne	GBR	McLaren 720 S GT3	PROAM	1	232.2	11	232.2	12	231.2	10	230.7	5	230.7	6	231.4
2	7	Inception Racing	GBR	Brendan Iribe	USA	Ollie Millroy	GBR	McLaren 720 S GT3	PROAM	2	230.7	14	230.7	15	230.2	12	230.2	13	229.7	5	230.3
3	11	Reno Racing	DNK	Jens Reno Moller	DNK	Marcus Paverud	NOR	Honda NSX GT3 Evo	PROAM	3	229.2	3	227.8	4	227.8	7	227.8	8	227.3	9	228.0
4	22	Balfe Motorsport	GBR	Shaun Balfe	GBR	Adam Carroll	GBR	Audi R8 GT3 LMS 2019	PROAM	4	228.8	4	227.3	10	226.4	3	225.4	6	225.4	11	226.7
5	69	TF Sport	GBR	Sam De Haan	GBR	Charlie Eastwood	IRL	Aston Martin GT3 AMR MY2019	PRO	1	228.8	5	228.3	9	227.8	6	227.8	7	227.8	8	228.1
6	63	Vincenzo Sospiri Racing	ITA	Michele Beretta	ITA	Frederik Schandorff	DNK	Lamborghini Huracan GT3 EVO	PRO	2	228.3	5	227.8	3	227.8	4	226.8	7	226.8	8	227.5
7	77	Lechner Racing	AUT	Al Faisal Al Zubair	OMN	Andy Soucek	ESP	Porsche 911 GT3-R II 2019	PRO	3	228.3	4	228.3	5	228.3	7	227.3	3	224.0	2	227.2
8	19	Vincenzo Sospiri Racing	ITA	Baptiste Moulin	BEL	Yuki Nemoto	JPN	Lamborghini Huracan GT3 EVO	PRO	4	227.3	4	226.8	3	226.8	6	226.4	5	225.4	2	226.6
9	17	HP Racing International	DEU	Gerhard Tweraser	AUT	Jan Seyffert	DEU	Lamborghini Huracan GT3 EVO	PROAM	5	226.8	9	226.8	11	226.4	10	226.4	12	225.9	3	226.5
10	777	Olimp Racing	POL	Marcin Jedlinski	POL	Karol Basz	POL	Mercedes AMG GT3 - 2020	PROAM	6	226.8	12	226.8	13	226.4	4	226.4	9	226.4	10	226.6
11	47	AKM Motorsport	SMR	Nico Bastian	DEU	Florian Scholze	DEU	Mercedes AMG GT3 - 2020	PROAM	7	226.4	5	225.4	9	225.0	4	225.0	8	225.0	10	225.3
12	5	Olimp Racing	POL	Stanislaw Jedlinski	POL	Krystian Korzeniowski	POL	Audi R8 GT3 LMS 2018	AM	1	225.4	3	225.4	5	224.0	4	223.6	2	191.4	1	218.0
13	15	Twin Busch by Equipe Vitesse	DEU	Mario Hirsch	DEU	Dominik Schraml	DEU	Mercedes AMG GT3 - 2020	PROAM	8	225.4	3	225.4	5	225.0	2	225.0	4	225.0	7	225.1



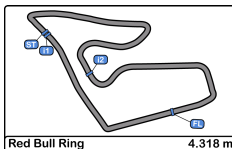


Red Bull Ring
International GT Open
Qualifying - 1 Driver - 1
Fastest Laps Sequence



Lap	Time of Day	Session Time	Nº	Entrant/Team	Nat	Driver 1	Nat	Driver 2	Nat	Vehicle	Cat	Time	Km/h
2	10:59:17.831	4:17.831	22	Balfe Motorsport		Shaun Balfe		Adam Carroll		Audi R8 GT3 LMS 2019	PROAM	1:30.715	171.3
2	10:59:24.040	4:24.040	47	AKM Motorsport		Nico Bastian		Florian Scholze		Mercedes AMG GT3 - 2020	PROAM	1:29.581	173.5
3	11:00:53.164	5:53.164	47	AKM Motorsport		Nico Bastian		Florian Scholze		Mercedes AMG GT3 - 2020	PROAM	1:29.124	174.4
2	11:02:49.477	7:49.477	72	Inception Racing		Nick Moss		Joe Osborne		McLaren 720 S GT3	PROAM	1:28.879	174.8
3	11:04:18.055	9:18.055	72	Inception Racing		Nick Moss		Joe Osborne		McLaren 720 S GT3	PROAM	1:28.578	175.4
3	11:08:37.026	13:37.026	63	Vincenzo Sospiri Racing		Michele Beretta		Frederik Schandorff		Lamborghini Huracan GT3 EVO	PRO	1:28.259	176.1
4	11:10:05.233	15:05.233	63	Vincenzo Sospiri Racing		Michele Beretta		Frederik Schandorff		Lamborghini Huracan GT3 EVO	PRO	1:28.207	176.2
4	11:11:43.068	16:43.068	77	Lechner Racing		Al Faisal Al Zubair		Andy Soucek		Porsche 911 GT3-R II 2019	PRO	1:28.188	176.2
7	11:16:11.422	21:11.422	77	Lechner Racing		Al Faisal Al Zubair		Andy Soucek		Porsche 911 GT3-R II 2019	PRO	1:28.095	176.4
10	11:18:18.045	23:18.045	72	Inception Racing		Nick Moss		Joe Osborne		McLaren 720 S GT3	PROAM	1:28.036	176.5



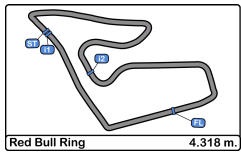


Red Bull Ring
International GT Open
Qualifying - 1 Driver - 1
Event Best Maximum Speed



Nº	Entrant/Team	Nat	Driver 1	Nat	Driver 2	Nat	Vehicle	Cat	Km/h	Session
77	Lechner Racing		Al Faisal Al Zubair		Andy Soucek		Porsche 911 GT3-R II 2019	PRO	237.8	Free Practice - 1
5	Olimp Racing		Stanislaw Jedlinski		Krystian Korzeniowski		Audi R8 GT3 LMS 2018	AM	237.3	Free Practice - 1
72	Inception Racing		Nick Moss		Joe Osborne		McLaren 720 S GT3	PROAM	237.3	Free Practice - 1
22	Balfe Motorsport		Shaun Balfe		Adam Carroll		Audi R8 GT3 LMS 2019	PROAM	236.8	Free Practice - 1
11	Reno Racing		Jens Reno Moller		Marcus Paverud		Honda NSX GT3 Evo	PROAM	236.8	Free Practice - 1
69	TF Sport		Sam De Haan		Charlie Eastwood		Aston Martin GT3 AMR MY2019	PRO	236.3	Free Practice - 1
7	Inception Racing		Brendan Iribe		Ollie Millroy		McLaren 720 S GT3	PROAM	235.2	Free Practice - 1
777	Olimp Racing		Marcin Jedlinski		Karol Basz		Mercedes AMG GT3 - 2020	PROAM	235.2	Free Practice - 1
15	Twin Busch by Equipe Vitesse		Mario Hirsch		Dominik Schraml		Mercedes AMG GT3 - 2020	PROAM	234.7	Free Practice - 1
17	HP Racing International		Gerhard Tweraser		Jan Seyffert		Lamborghini Huracan GT3 EVO	PROAM	233.7	Free Practice - 1
63	Vincenzo Sospiri Racing		Michele Beretta		Frederik Schandorff		Lamborghini Huracan GT3 EVO	PRO	233.2	Free Practice - 1
47	AKM Motorsport		Nico Bastian		Florian Scholze		Mercedes AMG GT3 - 2020	PROAM	233.2	Free Practice - 1
19	Vincenzo Sospiri Racing		Baptiste Moulin		Yuki Nemoto		Lamborghini Huracan GT3 EVO	PRO	232.2	Free Practice - 1

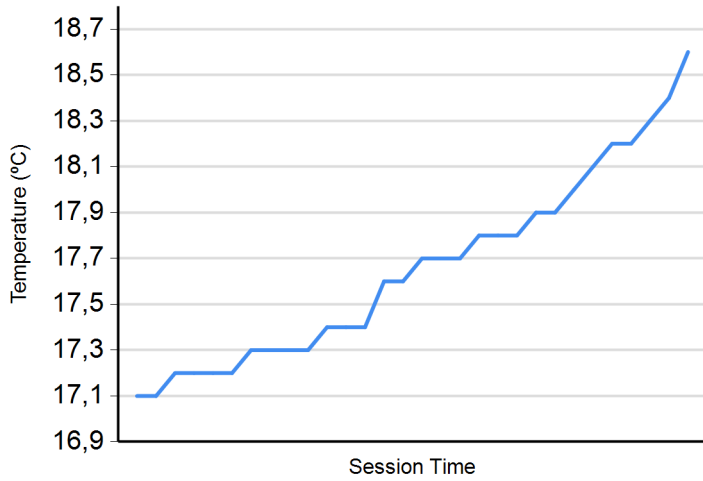




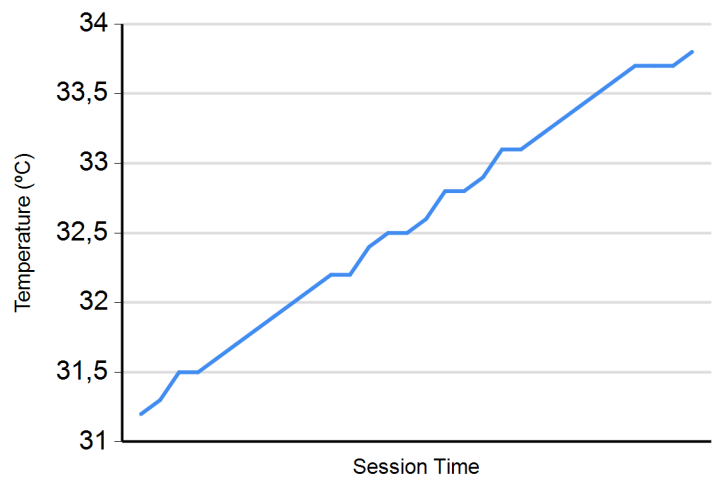
**Red Bull Ring
International GT Open
Qualifying - 1 Driver - 1
Weather Report**



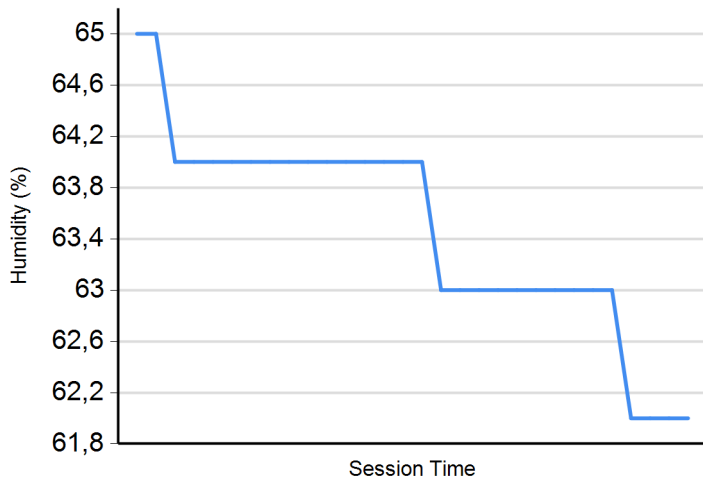
Air Temperature



Track Temperature



Humidity



Pressure

