



Autodromo Nazionale Monza
International GT Open
Free Practice - 3
Provisional Results



Autodromo Nazionale Monza 5.793 m.

Cls	Nº	Entrant/Team	Nat	Driver 1	Nat	Driver 2	Nat	Vehicle	Cat	Cls	Laps	Best	Time	Gap	Interval	Km/h
1	47	AKM Motorsport	ITA	Loris Spinelli	ITA	Florian Scholze	DEU	Mercedes AMG GT3 - 2020	PROAM	1	28	6	1:48.444			192.3
2	18	Reno Racing	DNK	Marco Bonanomi	ITA	Jacopo Guidetti	ITA	Honda NSX GT3 Evo	PRO	1	28	26	1:49.016	0.572	0.572	191.3
3	72	Inception Racing	GBR	Nick Moss	GBR	Joe Osborne	GBR	McLaren 720 S GT3	PROAM	2	29	20	1:49.023	0.579	0.007	191.2
4	73	Kessel Racing	CHE	Roman Ziemian	POL	Axcil Jefferies	ZWE	Ferrari 488 GT3 EVO	PROAM	3	27	26	1:49.078	0.634	0.055	191.1
5	63	Vincenzo Sospiri Racing	ITA	Michele Beretta	ITA	Frederik Schandorff	DNK	Lamborghini Huracan GT3 EVO	PRO	2	17	4	1:49.117	0.673	0.039	191.1
6	25	Kessel Racing	CHE	Michael Dinan	USA			Ferrari 488 GT3 EVO	PRO	3	19	18	1:49.213	0.769	0.096	190.9
7	11	Reno Racing	DNK	Jens Reno Møller	DNK	Marcus Pöverud	NOR	Honda NSX GT3 Evo	PROAM	4	25	24	1:49.283	0.839	0.070	190.8
8	7	Inception Racing	GBR	Brendan Iribe	USA	Ollie Millroy	GBR	McLaren 720 S GT3	PROAM	5	30	14	1:49.298	0.854	0.015	190.8
9	16	Vincenzo Sospiri Racing	ITA	Giacomo Altoè	ITA	Federico Leo	ITA	Lamborghini Huracan GT3 EVO	PRO	4	14	13	1:49.390	0.946	0.092	190.6
10	17	HP Racing International	DEU	Gerhard Tweraser	AUT	Jan Seyffert	DEU	Lamborghini Huracan GT3 EVO	PROAM	6	27	10	1:49.464	1.020	0.074	190.5
11	77	Lechner Racing	AUT	Al Faisal Al Zubair	QAT	Andy Soucek	ESP	Porsche 911 GT3-R II 2019	PRO	5	13	5	1:49.495	1.051	0.031	190.4
12	333	Rinaldi Racing	DEU	Benjamin Hites	CHL	Fabrizio Crestani	ITA	Ferrari 488 GT3 MY2020	PRO	6	27	13	1:49.716	1.272	0.221	190.0
13	57	Nova Race Event	ITA	Luca Magnoni	ITA	Alberto Lippi	ITA	Honda NSX GT3 Evo	AM	1	28	26	1:50.180	1.736	0.464	189.2
14	10	Leipert Motorsport	DEU	Brendon Leitch	NZL	Tyler Cooke	USA	Lamborghini Huracan GT3 EVO	PROAM	7	30	21	1:50.237	1.793	0.057	189.1
15	19	Vincenzo Sospiri Racing	ITA	Baptiste Moulin	BEL	Yuki Nemoto	JPN	Lamborghini Huracan GT3 EVO	PRO	7	6	4	1:50.342	1.898	0.105	189.0
16	24	A&P Racing Team PTT Tech Support	POL	Maciej Blazek	POL	Mateusz Lisowski	POL	Porsche 991 GT3 Cup gen 2	CUPPA	1	18	8	1:53.696	5.252	3.354	183.4
17	33	Bonaldi Motorsport	ITA	Tomasz Magdziarz	POL	Daan Pijl	NLD	Porsche 911 GT3 Cup gen 2	CUPPA	2	25	18	1:54.073	5.629	0.377	182.8
18	26	Q1 by EMG Motorsport	BEL	Maciej Darmetko	POL	Artur Janosz	POL	Porsche 911 GT3 Cup gen 2	CUPPA	3	8	7	1:54.697	6.253	0.624	181.8
19	100	Bonaldi Motorsport	ITA	Jakub Dwernicki	POL	Jan Antoszewski	POL	Porsche 911 GT3 Cup gen 2	CUPPA	4	24	2	1:56.108	7.664	1.411	179.6
20	44	Eugenio Pisani	ITA	Eugenio Pisani	ITA	Stefano Bozzoni	ITA	Porsche 911 GT3 Cup gen 1	CUPPA	5	21	9	1:56.215	7.771	0.107	179.4
21	53	Q1 by EMG Motorsport	BEL	Nicolas Vandierendonck	BEL	Dirk Schouten	NLD	Porsche 992 GT3 Cup	CUPPA	6	23	16	1:56.674	8.230	0.459	178.7
22	12	Ghinzani Motorsport	ITA	Glauco Solieri	ITA			Porsche 911 GT3 Cup gen 2	CUPAM	1	17	12	1:56.736	8.292	0.062	178.6
23	32	Three Sixty Racing Team	AND	Fernando Fortes	BRA			Porsche 911 GT3 Cup gen 2	CUPAM	2	5	4	1:58.831	10.387	2.095	175.4
24	27	Three Sixty Racing Team	AND	Marcio Mauro	BRA			Porsche 911 GT3 Cup gen 2	CUPAM	3	9	7	1:59.066	10.622	0.235	175.1
25	9	2 Seas Motorsport	BHR	Martin Kodrić	HRV	Ethan Simioni	CAN	Mercedes AMG GT3 2020	PRO	8	7	2	3:12.906	1:24.462	1:13.840	108.1
26	126	Three Sixty Racing Team	AND	Albert Estragués	ESP			Transam Euro Ford Mustang 2018	CUPAM	4	2	2	31:55.559	30:07.11	28:42.65	10.8

*** PENALTIES**


- CAR 17 TIME 1:51.253 DELETED TRACK LIMITS AT T 11 - FOLLOWING LAP WILL ALSO BE DELETED
- CAR 333 TIME 1:49.970 DELETED TRACK LIMITS AT T 11 - FOLLOWING LAP WILL ALSO BE DELETED
- CAR 17 TIME 1:51.547 DELETED TRACK LIMITS AT T 11 - FOLLOWING LAP WILL ALSO BE DELETED
- CAR 57 TIME 1:53.215 DELETED TRACK LIMITS AT T 11 - FOLLOWING LAP WILL ALSO BE DELETED
- CAR 63 TIME 1:49.575 DELETED TRACK LIMITS AT T 11 - FOLLOWING LAP WILL ALSO BE DELETED
- CAR 7 TIME 1:51.505 DELETED TRACK LIMITS AT T 11 - FOLLOWING LAP WILL ALSO BE DELETED
- CAR 100 TIME 2:08.606 DELETED TRACK LIMITS AT T 11 - FOLLOWING LAP WILL ALSO BE DELETED

Published at:.....

Track Temp: **34.3 °C** Air Temp: **25.3 °C** Humidity: **52 %** Track Status: **DRY**

Stewards:	Race Director:	Timekeeper: Luis Angel García Nuñez <i>[Signature]</i> JOB/I-0020-ESP
------------------	-----------------------	--





Autodromo Nazionale Monza
International GT Open
Free Practice - 3
Provisional Results by Category




Cls	N°	Entrant/Team	Nat	Driver 1	Nat	Driver 2	Nat	Vehicle	Cat	Cls	Laps	Best	Time	Gap	Interval	Km/h
PRO																
1	18	Reno Racing	DNK	Marco Bonanomi	ITA	Jacopo Guidetti	ITA	Honda NSX GT3 Evo	PRO	1	28	26	1:49.016			191.3
2	63	Vincenzo Sospiri Racing	ITA	Michele Beretta	ITA	Frederik Schandorff	DNK	Lamborghini Huracan GT3 EVO	PRO	2	17	4	1:49.117	0.101	0.101	191.1
3	25	Kessel Racing	CHE	Michael Dinan	USA			Ferrari 488 GT3 EVO	PRO	3	19	18	1:49.213	0.197	0.096	190.9
4	16	Vincenzo Sospiri Racing	ITA	Giacomo Altoè	ITA	Federico Leo	ITA	Lamborghini Huracan GT3 EVO	PRO	4	14	13	1:49.390	0.374	0.177	190.6
5	77	Lechner Racing	AUT	Al Faisal Al Zubair	OMN	Andy Soucek	ESP	Porsche 911 GT3-R II 2019	PRO	5	13	5	1:49.495	0.479	0.105	190.4
6	333	Rinaldi Racing	DEU	Benjamin Hites	CHL	Fabrizio Crestani	ITA	Ferrari 488 GT3 MY2020	PRO	6	27	13	1:49.716	0.700	0.221	190.0
7	19	Vincenzo Sospiri Racing	ITA	Baptiste Moulin	BEL	Yuki Nemoto	JPN	Lamborghini Huracan GT3 EVO	PRO	7	6	4	1:50.342	1.326	0.626	189.0
8	9	2 Seas Motorsport	HRV	Martin Kodrić	HRV	Ethan Simioni	CAN	Mercedes AMG GT3 2020	PRO	8	7	2	3:12.906	1:23.890	1:22.564	108.1
PROAM																
1	47	AKM Motorsport	GBR	Loris Spinelli	ITA	Florian Scholze	DEU	Mercedes AMG GT3 - 2020	PROAM	1	28	6	1:48.444			192.3
2	72	Inception Racing	GBR	Nick Moss	GBR	Joe Osborne	GBR	McLaren 720 S GT3	PROAM	2	29	20	1:49.023	0.579	0.579	191.2
3	73	Kessel Racing	CHE	Roman Ziemian	POL	Axcil Jefferies	CHE	Ferrari 488 GT3 EVO	PROAM	3	27	26	1:49.078	0.634	0.055	191.1
4	11	Reno Racing	DNK	Jens Reno Møller	DNK	Marcus Pöverud	NOR	Honda NSX GT3 Evo	PROAM	4	25	24	1:49.283	0.839	0.205	190.8
5	7	Inception Racing	GBR	Brendan Iribe	USA	Ollie Millroy	GBR	McLaren 720 S GT3	PROAM	5	30	14	1:49.298	0.854	0.015	190.8
6	17	HP Racing International	AUT	Gerhard Tweraser	USA	Jan Seyffert	DEU	Lamborghini Huracan GT3 EVO	PROAM	6	27	10	1:49.464	1.020	0.166	190.5
7	10	Leipert Motorsport	DEU	Brendon Leitch	NZL	Tyler Cooke	USA	Lamborghini Huracan GT3 EVO	PROAM	7	30	21	1:50.237	1.793	0.773	189.1
AM																
1	57	Nova Race Event	ITA	Luca Magnoni	ITA	Alberto Lippi	ITA	Honda NSX GT3 Evo	AM	1	28	26	1:50.180			189.2
CUPPA																
1	24	A&P Racing Team PTT Tech Support	POL	Maciej Blazek	POL	Mateusz Lisowski	POL	Porsche 991 GT3 Cup gen 2	CUPPA	1	18	8	1:53.696			183.4
2	33	Bonaldi Motorsport	ITA	Tomasz Magdziarz	POL	Daan Pijl	NLD	Porsche 911 GT3 Cup gen 2	CUPPA	2	25	18	1:54.073	0.377	0.377	182.8
3	26	Q1 by EMG Motorsport	BEL	Maciej Darmetko	POL	Artur Janosz	POL	Porsche 911 GT3 Cup gen 2	CUPPA	3	8	7	1:54.697	1.001	0.624	181.8
4	100	Bonaldi Motorsport	ITA	Jakub Dwernicki	POL	Jan Antoszewski	POL	Porsche 911 GT3 Cup gen 2	CUPPA	4	24	2	1:56.108	2.412	1.411	179.6
5	44	Eugenio Pisani	ITA	Eugenio Pisani	ITA	Stefano Bozzoni	ITA	Porsche 911 GT3 Cup gen 1	CUPPA	5	21	9	1:56.215	2.519	0.107	179.4
6	53	Q1 by EMG Motorsport	BEL	Nicolas Vandierenonck	BEL	Dirk Schouten	NLD	Porsche 992 GT3 Cup	CUPPA	6	23	16	1:56.674	2.978	0.459	178.7
CUPAM																
1	12	Ghinzani Motorsport	ITA	Glauco Solieri	ITA			Porsche 911 GT3 Cup gen 2	CUPAM	1	17	12	1:56.736			178.6
2	32	Three Sixty Racing Team	AND	Fernando Fortes	BRA			Porsche 911 GT3 Cup gen 2	CUPAM	2	5	4	1:58.831	2.095	2.095	175.4
3	27	Three Sixty Racing Team	AND	Marcio Mauro	BRA			Porsche 911 GT3 Cup gen 2	CUPAM	3	9	7	1:59.066	2.330	0.235	175.1
4	126	Three Sixty Racing Team	AND	Albert Estragués	ESP			Transam Euro Ford Mustang 2018	CUPAM	4	2	2	31:55.559	29:58.82	29:56.49	10.8

Published at:.....

Track Temp: 34.3 °C Air Temp: 25.3 °C Humidity: 52 % Track Status: DRY

Stewards:	Race Director:	Timekeeper: Luis Angel Garcia Nuñez JOB/I-0020-ESP
------------------	-----------------------	--





Autodromo Nazionale Monza
International GT Open
Free Practice - 3
Provisional Results by Category



Autodromo Nazionale Monza 5.793 m.

*** PENALTIES**


- CAR 17 TIME 1:51.253 DELETED TRACK LIMITS AT T 11 - FOLLOWING LAP WILL ALSO BE DELETED
- CAR 333 TIME 1:49.970 DELETED TRACK LIMITS AT T 11 - FOLLOWING LAP WILL ALSO BE DELETED
- CAR 17 TIME 1:51.547 DELETED TRACK LIMITS AT T 11 - FOLLOWING LAP WILL ALSO BE DELETED
- CAR 57 TIME 1:53.215 DELETED TRACK LIMITS AT T 11 - FOLLOWING LAP WILL ALSO BE DELETED
- CAR 63 TIME 1:49.575 DELETED TRACK LIMITS AT T 11 - FOLLOWING LAP WILL ALSO BE DELETED
- CAR 7 TIME 1:51.505 DELETED TRACK LIMITS AT T 11 - FOLLOWING LAP WILL ALSO BE DELETED
- CAR 100 TIME 2:08.606 DELETED TRACK LIMITS AT T 11 - FOLLOWING LAP WILL ALSO BE DELETED

Published at:.....

Track Temp: **34.3 °C** Air Temp: **25.3 °C** Humidity: **52 %** Track Status: **DRY**

Stewards:	Race Director:	Timekeeper: Luis Angel Garcia Nuñez JOB/I-0020-ESP
------------------	-----------------------	--





Autodromo Nazionale Monza
International GT Open
Free Practice - 3
Provisional Results by Class



Cls	Nº	Entrant/Team	Nat	Driver 1	Nat	Driver 2	Nat	Vehicle	Cat	Cls	Laps	Best	Time	Gap	Interval	Km/h
-----	----	--------------	-----	----------	-----	----------	-----	---------	-----	-----	------	------	------	-----	----------	------

International GT Open

1	47	AKM Motorsport	ITA	Loris Spinelli	ITA	Florian Scholze	DEU	Mercedes AMG GT3 - 2020	PROAM	1	28	6	1:48.444			192.3
2	18	Reno Racing	DNK	Marco Bonanomi	ITA	Jacopo Guidetti	ITA	Honda NSX GT3 Evo	PRO	1	28	26	1:49.016	0.572	0.572	191.3
3	72	Inception Racing	GBR	Nick Moss	GBR	Joe Osborne	GBR	McLaren 720 S GT3	PROAM	2	29	20	1:49.023	0.579	0.007	191.2
4	73	Kessel Racing	CHE	Roman Ziemian	POL	Axcil Jefferies	ZWE	Ferrari 488 GT3 EVO	PROAM	3	27	26	1:49.078	0.634	0.055	191.1
5	63	Vincenzo Sospiri Racing	ITA	Michele Beretta	ITA	Frederik Schandorff	DNK	Lamborghini Huracan GT3 EVO	PRO	2	17	4	1:49.117	0.673	0.039	191.1
6	25	Kessel Racing	CHE	Michael Dinan	USA			Ferrari 488 GT3 EVO	PRO	3	19	18	1:49.213	0.769	0.096	190.9
7	11	Reno Racing	DNK	Jens Reno Møller	DNK	Marcus Pöverud	NOR	Honda NSX GT3 Evo	PROAM	4	25	24	1:49.283	0.839	0.070	190.8
8	7	Inception Racing	GBR	Brendan Iribe	USA	Ollie Millroy	GBR	McLaren 720 S GT3	PROAM	5	30	14	1:49.298	0.854	0.015	190.8
9	16	Vincenzo Sospiri Racing	ITA	Giacomo Altoè	ITA	Federico Leo	ITA	Lamborghini Huracan GT3 EVO	PRO	4	14	13	1:49.390	0.946	0.092	190.6
10	17	HP Racing International	DEU	Gerhard Tweraser	AUT	Jan Seyffert	DEU	Lamborghini Huracan GT3 EVO	PROAM	6	27	10	1:49.464	1.020	0.074	190.5
11	77	Lechner Racing	AUT	Al Faisal Al Zubair	OMN	Andy Soucek	ESP	Porsche 911 GT3-R II 2019	PRO	5	13	5	1:49.495	1.051	0.031	190.4
12	333	Rinaldi Racing	DEU	Benjamin Hites	CHL	Fabrizio Crestani	ITA	Ferrari 488 GT3 MY2020	PRO	6	27	13	1:49.716	1.272	0.221	190.0
13	57	Nova Race Event	ITA	Luca Magnoni	ITA	Alberto Lippi	ITA	Honda NSX GT3 Evo	AM	1	28	26	1:50.180	1.736	0.464	189.2
14	10	Leipert Motorsport	DEU	Brendon Leitch	NZL	Tyler Cooke	USA	Lamborghini Huracan GT3 EVO	PROAM	7	30	21	1:50.237	1.793	0.057	189.1
15	19	Vincenzo Sospiri Racing	ITA	Baptiste Moulin	BEL	Yuki Nemoto	JPN	Lamborghini Huracan GT3 EVO	PRO	7	6	4	1:50.342	1.898	0.105	189.0
16	9	2 Seas Motorsport	BHR	Martin Kodrić	HRV	Ethan Simioni	CAN	Mercedes AMG GT3 2020	PRO	8	7	2	3:12.906	1:24.462	1:22.564	108.1

GT Open Cup Europe


1	24	A&P Racing Team PTT Tech Support	POL	Maciej Blazek	POL	Mateusz Lisowski	POL	Porsche 991 GT3 Cup gen 2	CUPPA	1	18	8	1:53.696			183.4
2	33	Bonaldi Motorsport	ITA	Tomasz Magdziarz	POL	Daan Pijl	NLD	Porsche 911 GT3 Cup gen 2	CUPPA	2	25	18	1:54.073	0.377	0.377	182.8
3	26	Q1 by EMG Motorsport	BEL	Maciej Darmetko	POL	Artur Janosz	POL	Porsche 911 GT3 Cup gen 2	CUPPA	3	8	7	1:54.697	1.001	0.624	181.8
4	100	Bonaldi Motorsport	ITA	Jakub Dwernicki	POL	Jan Antoszewski	POL	Porsche 911 GT3 Cup gen 2	CUPPA	4	24	2	1:56.108	2.412	1.411	179.6
5	44	Eugenio Pisani	ITA	Eugenio Pisani	ITA	Stefano Bozzoni	ITA	Porsche 911 GT3 Cup gen 1	CUPPA	5	21	9	1:56.215	2.519	0.107	179.4
6	53	Q1 by EMG Motorsport	BEL	Nicolas Vandierenonck	BEL	Dirk Schouten	NLD	Porsche 992 GT3 Cup	CUPPA	6	23	16	1:56.674	2.978	0.459	178.7
7	12	Ghinzani Motorsport	ITA	Glauco Solieri	ITA			Porsche 911 GT3 Cup gen 2	CUPAM	1	17	12	1:56.736	3.040	0.062	178.6
8	32	Three Sixty Racing Team	AND	Fernando Fortes	BRA			Porsche 911 GT3 Cup gen 2	CUPAM	2	5	4	1:58.831	5.135	2.095	175.4
9	27	Three Sixty Racing Team	AND	Marcio Mauro	BRA			Porsche 911 GT3 Cup gen 2	CUPAM	3	9	7	1:59.066	5.370	0.235	175.1
10	126	Three Sixty Racing Team	AND	Albert Estragués	ESP			Transam Euro Ford Mustang 2018	CUPAM	4	2	2	31:55.559	30:01.86	29:56.49	10.8

*** PENALTIES**
 CAR 17 TIME 1:51.253 DELETED TRACK LIMITS AT T 11 - FOLLOWING LAP WILL ALSO BE DELETED
 CAR 333 TIME 1:49.970 DELETED TRACK LIMITS AT T 11 - FOLLOWING LAP WILL ALSO BE DELETED
 CAR 17 TIME 1:51.547 DELETED TRACK LIMITS AT T 11 - FOLLOWING LAP WILL ALSO BE DELETED

Published at:..... Track Temp: **34.3 °C** Air Temp: **25.3 °C** Humidity: **52 %** Track Status: **DRY**

Stewards:	Race Director:	Timekeeper: Luis Angel García Nuñez JOB/I-0020-ESP
------------------	-----------------------	--





Autodromo Nazionale Monza
International GT Open
Free Practice - 3
Provisional Results by Class



Autodromo Nazionale Monza 5.793 m.


- CAR 57 TIME 1:53.215 DELETED TRACK LIMITS AT T 11 - FOLLOWING LAP WILL ALSO BE DELETED
- CAR 63 TIME 1:49.575 DELETED TRACK LIMITS AT T 11 - FOLLOWING LAP WILL ALSO BE DELETED
- CAR 7 TIME 1:51.505 DELETED TRACK LIMITS AT T 11 - FOLLOWING LAP WILL ALSO BE DELETED
- CAR 100 TIME 2:08.606 DELETED TRACK LIMITS AT T 11 - FOLLOWING LAP WILL ALSO BE DELETED

Published at:.....

Track Temp: **34.3 °C** Air Temp: **25.3 °C** Humidity: **52 %** Track Status: **DRY**

Stewards:	Race Director:	Timekeeper:  Luis Angel Garcia Nuñez JOB/I-0020-ESP
------------------	-----------------------	--





Autodromo Nazionale Monza
International GT Open
Free Practice - 3
Lap Analysis



7							10										
PROAM			Ollie Millroy				Inception Racing				PROAM			Tyler Cooke			
Lap	D	Time	Sector 1	Sector 2	Sector 3	T. Spd	Elapsed	Lap	D	Time	Sector 1	Sector 2	Sector 3	T. Spd	Elapsed		
1		15:12:14.113	15:10:57.324	38.372	38.417	206.8	15:12:14.113	1		15:13:31.735	15:12:05.376	40.066	46.293	177.0	15:13:31.735		
2		1:51.248	35.516	37.671	38.061	267.3	15:14:05.361	2		1:50.989	35.132	37.526	38.331	266.6	15:15:22.724		
3		1:49.999	35.065	37.286	37.648	270.0	15:15:55.360	3		1:51.582	35.688	37.755	38.139	271.3	15:17:14.306		
4		1:50.326	35.349	37.195	37.782	270.0	15:17:45.686	4		1:52.104	35.115	37.769	39.220	268.6	15:19:06.410		
5		1:50.964	35.336	37.907	37.721	270.6	15:19:36.650	5		1:51.415	34.966	38.357	38.092	272.0	15:20:57.825		
6		1:50.928	35.099	37.380	38.449	270.6	15:21:27.578	6		1:50.912	34.815	37.444	38.653	270.0	15:22:48.737		
7		1:50.660	35.133	37.772	37.755	272.0	15:23:18.238	7		1:50.692	35.140	37.592	37.960	267.3	15:24:39.429		
8		1:50.408	35.029	37.838	37.541	270.6	15:25:08.646	8		1:59.345 P	35.197	37.630	46.518	268.6	15:26:38.774		
9		1:50.407	35.053	37.442	37.912	270.0	15:26:59.053	9		3:55.901	2:38.341	38.429	39.131	207.2	15:30:34.675		
10		1:55.782 P	35.202	37.498	43.082	269.3	15:28:54.835	10		1:52.176	35.337	37.990	38.849	269.3	15:32:26.851		
11		3:34.428	2:17.662	37.741	39.025	166.6	15:32:29.263	11		1:51.825	35.328	37.902	38.595	267.9	15:34:18.676		
12		1:49.558	34.967	37.149	37.442	268.6	15:34:18.821	12		1:51.208	35.088	37.640	38.480	270.0	15:36:09.884		
13		1:56.519	39.452	39.413	37.654	216.8	15:36:15.340	13		1:50.899	34.972	37.741	38.186	269.3	15:38:00.783		
14		1:49.298	34.912	36.995	37.391	270.0	15:38:04.638	14		1:50.920	35.126	37.662	38.132	267.9	15:39:51.703		
15		1:55.203 P	34.931	37.099	43.173	269.3	15:39:59.841	15		1:51.181	35.221	37.670	38.290	269.3	15:41:42.884		
16		4:06.103	2:51.315	37.221	37.567	209.3	15:44:05.944	16		1:51.249	35.093	37.558	38.598	267.3	15:43:34.133		
17		1:50.235	35.069	37.505	37.661	267.9	15:45:56.179	17		1:57.427 P	35.165	38.197	44.065	269.3	15:45:31.560		
18		1:55.660 P	35.064	37.231	43.365	269.3	15:47:51.839	18		3:10.776	1:55.015	37.769	37.992	204.5	15:48:42.336		
19		4:09.021	2:53.854	37.376	37.791	209.7	15:52:00.860	19		1:53.057	34.780	40.238	38.039	270.6	15:50:35.393		
20		1:49.741	34.924	37.133	37.684	269.3	15:53:50.601	20		1:50.979	34.947	38.094	37.938	271.3	15:52:26.372		
21		1:49.926	35.039	37.306	37.581	269.3	15:55:40.527	21		1:50.237	34.822	37.543	37.872	271.3	15:54:16.609		
22		1:57.383 P	35.223	38.753	43.407	270.6	15:57:37.910	22		1:52.323	34.853	39.369	38.101	270.6	15:56:08.932		
23		3:03.984	1:48.262	37.798	37.924	210.1	16:00:41.894	23		1:56.498 P	34.901	37.645	43.952	268.6	15:58:05.430		
24		4:51.565	35.142	38.268	38.095	268.6	16:02:33.399	24		3:18.990	2:02.797	37.947	38.246	208.4	16:01:24.420		
25		4:50.949	35.141	37.589	38.189	269.3	16:04:24.318	25		1:51.478	35.279	37.856	38.343	270.0	16:03:15.898		
26		1:50.231	35.114	37.264	37.853	269.3	16:06:14.549	26		1:50.758	34.997	37.614	38.147	269.3	16:05:06.656		
27		1:50.313	35.061	37.497	37.755	269.3	16:08:04.862	27		1:50.674	35.033	37.556	38.085	268.6	16:06:57.330		
28		1:49.976	34.915	37.292	37.769	270.0	16:09:54.838	28		1:51.410	34.992	37.659	38.759	268.6	16:08:48.740		
29		1:50.536	35.042	37.628	37.866	270.0	16:11:45.374	29		1:50.503	34.953	37.548	38.002	270.0	16:10:39.243		
30		1:56.197 P	35.268	37.497	43.432	269.3	16:13:41.571	30		1:57.234 P	35.270	38.346	43.618	269.3	16:12:36.477		

9							
PRO			Ethan Simioni				
Lap	D	Time	Sector 1	Sector 2	Sector 3	T. Spd	Elapsed
1		15:15:49.991 P	15:14:20.313	43.138	46.540	154.9	15:15:49.991
2		3:12.906 P	1:46.700	40.154	46.052	172.2	15:19:02.897
3		3:20.609 P	1:48.897	44.863	46.849	196.0	15:22:23.506
4		3:24.247 P	1:51.585	41.404	51.258	197.8	15:25:47.753
5		3:26.983 P	1:55.324	42.600	49.059	194.5	15:29:14.736
6		3:26.562 P	1:47.549	46.973	52.040	212.5	15:32:41.298
7		3:36.968 P	1:50.194	51.010	55.764	187.8	15:36:18.266





Autodromo Nazionale Monza
International GT Open
Free Practice - 3
Lap Analysis



11							16														
PROAM							PRO														
Lap	D	Time	Sector 1	Sector 2	Sector 3	T. Spd	Elapsed	Lap	D	Time	Sector 1	Sector 2	Sector 3	T. Spd	Elapsed						
1		15:12:03.310	15:10:45.849	38.698	38.763	206.8	15:12:03.310	1		15:23:41.339	15:22:23.972	38.713	38.654	205.7	15:23:41.339						
2		1:52.866	35.207	39.115	38.544	270.6	15:13:56.176	2		1:50.784	35.016	37.576	38.192	268.6	15:25:32.123						
3		1:52.749	34.788	37.786	40.175	272.0	15:15:48.925	3		1:49.821	34.914	37.222	37.685	268.6	15:27:21.944						
4		1:56.832 P	34.857	37.923	44.052	270.0	15:17:45.757	4		1:52.407	35.526	39.021	37.860	267.9	15:29:14.351						
5		3:26.344	2:08.211	39.022	39.111	210.9	15:21:12.101	5		1:51.808	34.971	37.125	39.712	266.6	15:31:06.159						
6		1:50.833	34.918	37.806	38.109	272.0	15:23:02.934	6		1:49.677	34.923	37.061	37.693	266.6	15:32:55.836						
7		1:51.300	34.979	38.229	38.092	270.6	15:24:54.234	7		1:56.109 P	34.935	37.227	43.947	269.3	15:34:51.945						
8		1:50.199	34.837	37.524	37.838	269.3	15:26:44.433	8		3:50.916	2:33.759	38.008	39.149	208.0	15:38:42.861						
9		1:49.853	34.776	37.449	37.628	271.3	15:28:34.286	9		1:49.830	34.984	37.183	37.663	267.9	15:40:32.691						
10		1:57.293 P	34.834	38.302	44.157	270.6	15:30:31.579	10		1:50.306	34.790	37.721	37.795	266.6	15:42:22.997						
11		3:34.690	2:18.601	37.989	38.100	211.3	15:34:06.269	11		1:49.545	34.832	37.158	37.555	267.9	15:44:12.542						
12		1:50.925	34.732	38.408	37.785	273.4	15:35:57.194	12		1:50.688	34.860	37.077	38.751	267.9	15:46:03.230						
13		1:49.822	34.680	37.467	37.675	274.1	15:37:47.016	13		1:49.390	34.802	37.094	37.494	268.6	15:47:52.620						
14		1:49.466	34.613	37.243	37.610	273.4	15:39:36.482	14		2:01.328 P	34.784	37.286	49.258	269.3	15:49:53.948						
15		1:56.135 P	34.908	37.594	43.633	269.3	15:41:32.617	17							Gerhard Tweraser						
16		3:37.166	2:19.868	38.740	38.558	153.4	15:45:09.783								Lamborghini Huracan GT3 EVO						
17		1:50.998	35.263	37.639	38.096	268.6	15:47:00.781	PROAM							Jan Seyffert						
18		1:50.663	35.042	37.499	38.122	272.7	15:48:51.444	HP Racing International													
19		1:51.036	35.207	37.661	38.168	273.4	15:50:42.480	Lap	D	Time	Sector 1	Sector 2	Sector 3	T. Spd	Elapsed						
20		1:52.723	35.051	38.999	38.673	272.0	15:52:35.203	1		15:12:12.395	15:10:56.522	37.892	37.981	201.8	15:12:12.395						
21		1:57.279 P	35.120	37.790	44.369	272.0	15:54:32.482	2		1:51.035	34.980	38.154	37.901	269.3	15:14:03.430						
22		3:13.537	1:49.187	39.616	44.734	212.1	15:57:46.019	3		1:49.823	34.742	37.467	37.614	272.0	15:15:53.253						
23		1:49.800	34.845	37.098	37.857	271.3	15:59:35.819	4		1:51.253	34.824	37.448	38.981	271.3	15:17:44.506						
24		1:49.283	34.733	36.825	37.725	274.1	16:01:25.102	5		1:49.836	34.999	37.291	37.546	270.0	15:19:34.342						
25		2:04.657 P	34.726	41.289	48.642	273.4	16:03:29.759	6		1:57.347 P	34.646	37.286	45.415	272.0	15:21:31.689						
12							Porsche 911 GT3 Cup gen 2							7		4:06.799	2:51.646	37.384	37.769	208.4	15:25:38.488
														8		1:49.670	35.008	37.117	37.545	267.9	15:27:28.158
CUPAM							Ghinzani Motorsport							9		1:52.152	36.518	37.953	37.681	270.0	15:29:20.310
Lap	D	Time	Sector 1	Sector 2	Sector 3	T. Spd	Elapsed	10		1:49.464	35.024	37.014	37.426	269.3	15:31:09.774						
1		15:15:58.579	15:14:23.732	46.259	48.588	135.5	15:15:58.579	11		2:00.910 P	34.802	40.404	45.704	270.6	15:33:10.684						
2		2:00.936	37.859	41.602	41.475	239.4	15:17:59.515	12		3:22.627	2:06.952	37.556	38.119	208.0	15:36:33.311						
3		1:58.262	36.849	40.514	40.899	258.3	15:19:57.777	13		1:50.980	35.609	37.431	37.940	267.9	15:38:24.291						
4		1:57.538	36.792	40.017	40.729	260.8	15:21:55.315	14		1:50.465	35.083	37.532	37.850	267.3	15:40:14.756						
5		1:57.456	36.758	40.329	40.369	261.5	15:23:52.771	15		1:50.382	35.217	37.304	37.861	267.9	15:42:05.138						
6		2:13.532 P	37.267	40.070	56.195	264.0	15:26:06.303	16		1:49.956	35.084	37.279	37.593	267.9	15:43:55.094						
7		5:41.568	4:18.861	41.952	40.755	118.9	15:31:47.871	17		1:51.547	34.869	38.028	38.650	270.0	15:45:46.641						
8		1:56.801	36.721	39.678	40.402	262.7	15:33:44.672	18		1:56.859 P	35.045	37.326	44.488	267.3	15:47:43.500						
9		1:58.090	36.935	39.878	41.277	258.3	15:35:42.762	19		5:43.698	4:20.486	42.573	40.639	199.6	15:53:27.198						
10		2:08.495 P	37.149	39.923	51.423	260.2	15:37:51.257	20		2:00.153	35.980	39.804	44.369	262.7	15:55:27.351						
11		6:00.622	4:39.208	40.723	40.691	109.8	15:43:51.879	21		2:10.382	37.409	45.068	47.905	266.0	15:57:37.733						
12		1:56.736	36.701	39.742	40.293	260.8	15:45:48.615	22		1:51.523	35.338	37.822	38.363	270.6	15:59:29.256						
13		1:56.776	36.583	39.725	40.468	263.4	15:47:45.391	23		1:51.349	35.526	37.837	37.986	267.3	16:01:20.605						
14		1:58.042	37.102	40.156	40.784	257.1	15:49:43.433	24		1:50.410	35.050	37.510	37.850	267.9	16:03:11.015						
15		1:56.945	36.819	39.858	40.268	260.8	15:51:40.378	25		1:56.348 P	35.077	37.379	43.892	267.9	16:05:07.363						
16		1:57.039	36.519	39.721	40.799	261.5	15:53:37.417	26		3:09.764 P	1:46.328	38.882	44.554	210.1	16:08:17.127						
17		2:13.435 P	42.116	40.628	50.691	203.7	15:55:50.852	27		3:32.184 P	1:59.068	42.572	50.544	208.4	16:11:49.311						





Autodromo Nazionale Monza
International GT Open
Free Practice - 3
Lap Analysis



18 Marco Bonanomi Honda NSX GT3 Evo **24** Maciej Blazek Porsche 991 GT3 Cup gen 2

PRO							CUPPA							
Lap	D	Time	Sector 1	Sector 2	Sector 3	T. Spd	Lap	D	Time	Sector 1	Sector 2	Sector 3	T. Spd	Elapsed
1		15:12:34.667	15:11:12.783	40.709	41.175	134.3	1		15:12:52.292	15:11:23.715	43.185	45.392	173.0	15:12:52.292
2		1:58.321	38.630	40.427	39.264	201.1	2		1:55.912	36.767	39.269	39.876	231.2	15:14:48.204
3		1:51.932	35.785	38.004	38.143	219.5	3		1:54.929	35.911	39.194	39.824	265.3	15:16:43.133
4		1:54.816	35.950	40.073	38.793	258.9	4		1:54.012	35.887	38.870	39.255	266.0	15:18:37.145
5		1:50.147	34.788	37.509	37.850	272.0	5		1:53.961	35.991	38.818	39.152	267.9	15:20:31.106
6		1:49.428	34.600	37.231	37.597	274.8	6		2:00.523 P	35.927	39.137	45.459	265.3	15:22:31.629
7		1:50.202	34.625	37.908	37.669	274.1	7		3:36.035	2:17.556	39.077	39.402	204.1	15:26:07.664
8		1:49.625	34.581	37.404	37.640	272.7	8		1:53.696	35.826	38.704	39.166	265.3	15:28:01.360
9		1:51.548	34.609	37.517	39.422	274.1	9		1:54.020	35.859	38.951	39.210	266.6	15:29:55.380
10		1:54.245	35.421	37.814	41.010	276.9	10		2:05.508 P	36.186	38.722	50.600	263.4	15:32:00.888
11		1:49.503	34.601	37.251	37.651	274.8	11		7:11.177	5:46.640	42.289	42.248	104.6	15:39:12.065
12		1:50.467	34.594	37.798	38.075	272.0	12		1:56.765	36.594	39.587	40.584	255.9	15:41:08.830
13		1:49.607	34.627	37.356	37.624	274.1	13		1:55.807	36.340	39.540	39.927	261.5	15:43:04.637
14		1:49.556	34.605	37.445	37.506	271.3	14		1:55.291	36.220	39.385	39.686	261.5	15:44:59.928
15		2:04.010 P	35.514	39.910	48.586	227.8	15		1:55.400	36.303	39.224	39.873	260.8	15:46:55.328
16		3:03.982	1:48.602	37.454	37.926	212.5	16		1:55.884	36.606	39.187	40.091	243.7	15:48:51.212
17		1:49.441	34.719	37.090	37.632	272.7	17		2:01.515 P	36.577	39.427	45.511	231.7	15:50:52.727
18		1:49.450	34.702	37.193	37.555	274.8	18		4:27.656 P	3:02.185	39.784	45.687	203.3	15:55:20.383

25 Michael Dinan Ferrari 488 GT3 EVO

PRO							Kessel Racing							
Lap	D	Time	Sector 1	Sector 2	Sector 3	T. Spd	Lap	D	Time	Sector 1	Sector 2	Sector 3	T. Spd	Elapsed
1		1:56.032 P	34.482	37.553	43.997	276.9	1		15:12:58.553	15:11:40.465	39.244	38.844	174.7	15:12:58.553
2		3:32.316	2:16.776	37.658	37.882	143.0	2		1:52.707	35.114	38.808	38.785	270.0	15:14:51.260
3		1:50.620	35.829	37.170	37.621	275.5	3		1:50.996	34.986	37.597	38.413	271.3	15:16:42.256
4		1:49.147	34.784	36.921	37.442	274.1	4		1:51.255	35.024	37.761	38.470	271.3	15:18:33.511
5		1:49.167	34.736	36.987	37.444	272.7	5		1:50.924	34.904	37.903	38.117	271.3	15:20:24.435
6		1:49.265	34.682	37.044	37.539	274.1	6		1:57.165 P	35.039	37.741	44.385	270.6	15:22:21.600
7		1:49.016	34.603	37.093	37.320	274.8	7		4:11.038	2:52.120	37.512	41.406	210.1	15:26:32.638
8		1:49.209	34.599	37.311	37.299	274.8	8		1:50.391	34.811	37.565	38.015	270.0	15:28:23.029
9		1:56.336 P	34.708	37.767	43.861	275.5	9		1:50.894	35.178	37.709	38.007	270.6	15:30:13.923
10							10		1:50.656	35.065	37.639	37.952	270.0	15:32:04.579
11		15:14:46.129	15:13:24.672	40.883	40.574	206.5	11		1:57.588 P	34.946	37.759	44.883	272.0	15:34:02.167
12		1:51.155	35.261	37.813	38.081	265.3	12		3:17.527 P	1:55.035	37.743	44.749	210.5	15:37:19.694
13		1:50.629	34.925	37.652	38.052	267.3	13		5:56.142	4:39.886	38.048	38.208	206.8	15:43:15.836
14		1:50.342	34.967	37.394	37.981	269.3	14		1:49.501	34.809	37.164	37.528	270.0	15:45:05.337
15		1:51.027	35.051	37.834	38.142	267.3	15		1:49.810	34.924	37.064	37.822	271.3	15:46:55.147
16		1:56.202 P	34.893	37.666	43.643	267.3	16		1:49.270	34.748	37.228	37.294	270.0	15:48:44.417
17							17		1:49.340	34.540	37.461	37.339	272.0	15:50:33.757
18							18		1:49.213	34.742	37.146	37.325	271.3	15:52:22.970
19							19		1:58.954 P	34.758	37.668	46.528	271.3	15:54:21.924

19 Baptiste Moulin Lamborghini Huracan GT3 EVO

PRO							CUPPA							
Lap	D	Time	Sector 1	Sector 2	Sector 3	T. Spd	Lap	D	Time	Sector 1	Sector 2	Sector 3	T. Spd	Elapsed
1		15:14:46.129	15:13:24.672	40.883	40.574	206.5	1		15:12:57.964	15:11:15.317	54.269	48.378	141.1	15:12:57.964
2		1:51.155	35.261	37.813	38.081	265.3	2		2:08.454	40.064	44.355	44.035	165.3	15:15:06.418
3		1:50.629	34.925	37.652	38.052	267.3	3		2:03.822	40.424	40.945	42.453	154.2	15:17:10.240
4		1:50.342	34.967	37.394	37.981	269.3	4		2:01.328	37.001	43.631	40.696	252.9	15:19:11.568
5		1:51.027	35.051	37.834	38.142	267.3	5		2:35.319 P	43.782	50.738	1:00.799	159.2	15:21:46.887
6		1:56.202 P	34.893	37.666	43.643	267.3	6		7:48.080	6:21.616	45.184	41.280	147.7	15:29:34.967
7							7		1:54.697	36.268	38.886	39.543	264.0	15:31:29.664
8							8		2:54.430 P	58.220	55.831	1:00.379	263.4	15:34:24.094

26 Maciej Darmetko Porsche 911 GT3 Cup gen 2

CUPPA							Q1 by EMG Motorsport							
Lap	D	Time	Sector 1	Sector 2	Sector 3	T. Spd	Lap	D	Time	Sector 1	Sector 2	Sector 3	T. Spd	Elapsed
1		15:12:57.964	15:11:15.317	54.269	48.378	141.1	1		15:12:57.964	15:11:15.317	54.269	48.378	141.1	15:12:57.964
2		2:08.454	40.064	44.355	44.035	165.3	2		2:08.454	40.064	44.355	44.035	165.3	15:15:06.418
3		2:03.822	40.424	40.945	42.453	154.2	3		2:03.822	40.424	40.945	42.453	154.2	15:17:10.240
4		2:01.328	37.001	43.631	40.696	252.9	4		2:01.328	37.001	43.631	40.696	252.9	15:19:11.568
5		2:35.319 P	43.782	50.738	1:00.799	159.2	5		2:35.319 P	43.782	50.738	1:00.799	159.2	15:21:46.887
6		7:48.080	6:21.616	45.184	41.280	147.7	6		7:48.080	6:21.616	45.184	41.280	147.7	15:29:34.967
7		1:54.697	36.268	38.886	39.543	264.0	7		1:54.697	36.268	38.886	39.543	264.0	15:31:29.664
8		2:54.430 P	58.220	55.831	1:00.379	263.4	8		2:54.430 P	58.220	55.831	1:00.379	263.4	15:34:24.094





Autodromo Nazionale Monza
International GT Open
Free Practice - 3
Lap Analysis



27 Marcio Mauro Porsche 911 GT3 Cup gen 2 **44** Eugenio Pisani Porsche 911 GT3 Cup gen 1

CUPAM Three Sixty Racing Team							CUPPA Stefano Bozzoni						Eugenio Pisani		
Lap	D	Time	Sector 1	Sector 2	Sector 3	T. Spd	Elapsed	Lap	D	Time	Sector 1	Sector 2	Sector 3	T. Spd	Elapsed
1		15:13:18.349	15:11:44.698	47.946	45.705	146.3	15:13:18.349	1		15:12:18.042	15:10:51.622	43.414	43.006	150.4	15:12:18.042
2		2:03.101	39.423	42.102	41.576	189.1	15:15:21.450	2		1:58.422	37.236	40.621	40.565	244.3	15:14:16.464
3		2:00.658	37.916	41.364	41.378	241.0	15:17:22.108	3		1:57.943	37.237	40.129	40.577	249.4	15:16:14.407
4		1:59.738	37.721	41.016	41.001	236.3	15:19:21.846	4		1:57.297	36.999	39.621	40.677	255.9	15:18:11.704
5		1:59.602	37.230	41.298	41.074	252.3	15:21:21.448	5		1:56.573	36.825	39.597	40.151	261.5	15:20:08.277
6		2:00.489	37.254	42.131	41.104	250.5	15:23:21.937	6		1:56.449	36.510	39.736	40.203	263.4	15:22:04.726
7		1:59.066	37.162	41.231	40.673	253.5	15:25:21.003	7		2:02.039 P	36.468	39.530	46.041	263.4	15:24:06.765
8		2:00.111	37.821	41.531	40.759	243.2	15:27:21.114	8		3:43.034	2:22.606	39.935	40.493	130.4	15:27:49.799
9		4:27.878 P	1:04.694	1:37.294	1:45.890	258.3	15:31:48.992	9		1:56.215	36.440	39.573	40.202	262.7	15:29:46.014

32 Fernando Fortes Porsche 911 GT3 Cup gen 2

CUPAM Three Sixty Racing Team							CUPPA Bonaldi Motorsport								
Lap	D	Time	Sector 1	Sector 2	Sector 3	T. Spd	Elapsed	Lap	D	Time	Sector 1	Sector 2	Sector 3	T. Spd	Elapsed
1		15:13:16.621	15:11:38.855	47.944	49.822	161.1	15:13:16.621	10		2:00.346	40.201	39.781	40.364	262.7	15:31:46.360
2		2:02.581	39.916	41.254	41.411	197.8	15:15:19.202	11		2:02.826 P	36.587	39.805	46.434	262.1	15:33:49.186
3		2:01.239	37.921	41.776	41.542	252.3	15:17:20.441	12		9:30.807	7:51.397	50.771	48.639	103.5	15:43:19.993
4		1:58.831	37.391	40.601	40.839	254.7	15:19:19.272	13		2:12.908	46.194	44.777	41.937	188.1	15:45:32.901
5		2:25.185 P	37.198	45.286	1:02.701	258.9	15:21:44.457	14		1:58.494	37.468	40.285	40.741	244.3	15:47:31.395
								15		2:04.873 P	37.029	40.102	47.742	257.1	15:49:36.268
								16		5:23.795	4:00.596	42.260	40.939	198.1	15:55:00.063
								17		1:58.845	36.974	41.146	40.725	258.9	15:56:58.908
								18		2:03.163 P	36.767	39.851	46.545	260.2	15:59:02.071
								19		9:40.149	8:19.100	40.207	40.842	197.8	16:08:42.220
								20		1:57.309	36.747	40.101	40.461	262.1	16:10:39.529
								21		2:02.519 P	36.755	39.783	45.981	254.7	16:12:42.048

33 Tomasz Magdziarz Porsche 911 GT3 Cup gen 2

CUPPA Daan Pijl							PROAM Florian Scholze								
Lap	D	Time	Sector 1	Sector 2	Sector 3	T. Spd	Elapsed	Lap	D	Time	Sector 1	Sector 2	Sector 3	T. Spd	Elapsed
1		15:13:00.840 P	15:11:13.724	48.439	58.677	144.3	15:13:00.840	1		15:13:36.813	15:12:14.169	40.973	41.671	197.0	15:13:36.813
2		3:36.514	2:13.500	41.621	41.393	170.3	15:16:37.354	2		1:50.131	35.373	37.090	37.668	267.9	15:15:26.944
3		1:58.570	36.647	40.336	41.587	252.9	15:18:35.924	3		1:49.504	34.702	37.182	37.620	271.3	15:17:16.448
4		1:57.623	36.452	40.426	40.745	262.7	15:20:33.547	4		1:48.822	34.601	37.084	37.137	270.0	15:19:05.270
5		1:57.775	36.841	40.118	40.816	263.4	15:22:31.322	5		1:48.572	34.568	36.883	37.121	271.3	15:20:53.842
6		1:57.358	36.628	39.977	40.753	259.6	15:24:28.680	6		1:48.444	34.592	36.766	37.086	268.6	15:22:42.286
7		2:05.639 P	36.895	40.211	48.533	262.7	15:26:34.319	7		1:54.007 P	34.689	36.940	42.378	269.3	15:24:36.293
8		4:33.244	3:09.281	41.551	42.412	185.8	15:31:07.563	8		3:51.058	2:33.892	38.767	38.399	211.3	15:28:27.351
9		1:58.968	36.534	41.979	40.455	260.8	15:33:06.531	9		1:51.409	35.183	37.937	38.289	269.3	15:30:18.760
10		1:55.207	36.239	39.331	39.637	262.7	15:35:01.738	10		1:50.684	35.136	37.732	37.816	267.9	15:32:09.444
11		1:57.223	37.402	39.819	40.002	263.4	15:36:58.961	11		1:49.861	34.789	37.226	37.846	268.6	15:33:59.305
12		1:55.850	36.456	39.493	39.901	260.2	15:38:54.811	12		1:51.205	34.957	38.173	38.075	269.3	15:35:50.510
13		1:55.228	36.245	39.125	39.858	263.4	15:40:50.039	13		1:50.253	35.033	37.516	37.704	267.3	15:37:40.763
14		1:55.166	36.472	39.025	39.669	262.7	15:42:45.205	14		1:57.616 P	35.246	37.689	44.681	270.6	15:39:38.379
15		2:04.514 P	36.470	39.767	48.277	262.1	15:44:49.719	15		6:44.502	5:28.877	37.676	37.949	210.9	15:46:22.881
16		4:09.476	2:48.188	39.016	42.272	152.3	15:48:59.195	16		1:50.589	35.015	37.491	38.083	270.6	15:48:13.470
17		1:54.134	36.149	38.704	39.281	264.7	15:50:53.329	17		1:50.055	34.749	37.346	37.960	268.6	15:50:03.525
18		1:54.073	36.198	38.472	39.403	262.1	15:52:47.402	18		1:49.680	34.805	37.229	37.646	269.3	15:51:53.205
19		2:15.837 P	50.022	39.953	45.862	264.0	15:55:03.239	19		1:56.989 P	34.633	37.503	44.853	268.6	15:53:50.194
20		3:19.453	1:59.456	40.573	39.424	201.4	15:58:22.692	20		5:02.965	3:46.570	38.290	38.105	210.9	15:58:53.159
21		1:54.173	36.036	38.659	39.478	265.3	16:00:16.865	21		1:51.007	35.215	37.801	37.991	270.6	16:00:44.166
22		1:54.325	36.158	38.825	39.342	264.7	16:02:11.190	22		1:50.374	34.980	37.541	37.853	270.6	16:02:34.540
23		1:59.195	36.467	40.764	41.964	266.0	16:04:10.385	23		1:50.649	35.001	37.627	38.021	270.6	16:04:25.189
24		1:54.139	36.094	38.588	39.457	264.7	16:06:04.524	24		1:50.684	34.921	37.796	37.967	271.3	16:06:15.873
25		2:01.754 P	36.267	40.217	45.270	262.7	16:08:06.278	25		1:50.457	35.027	37.679	37.751	271.3	16:08:06.330
								26		1:50.180	34.883	37.472	37.825	271.3	16:09:56.510
								27		1:50.165	34.951	37.450	37.764	270.6	16:11:46.675
								28		1:56.986 P	34.942	37.822	44.222	271.3	16:13:43.661





Autodromo Nazionale Monza
International GT Open
Free Practice - 3
Lap Analysis



53							63																											
CUPPA			Nicolas Vandierendonck				Porsche 992 GT3 Cup			Michele Beretta			Lamborghini Huracan GT3 EVO																					
Dirk Schouten							Q1 by EMG Motorsport							PRO							Frederik Schandorff							Vincenzo Sospiri Racing						
Lap	D	Time	Sector 1	Sector 2	Sector 3	T. Spd	Elapsed	Lap	D	Time	Sector 1	Sector 2	Sector 3	T. Spd	Elapsed																			
1		15:15:07.278	15:13:11.359	55.619	1:00.300	121.0	15:15:07.278	1		15:14:13.801	15:12:55.870	38.202	39.729	206.8	15:14:13.801																			
2		2:19.250	44.126	46.467	48.657	186.2	15:17:26.528	2		1:49.513	35.009	37.128	37.376	267.3	15:16:03.314																			
3		2:00.849	37.370	41.628	41.851	247.1	15:19:27.377	3		1:50.936	34.736	38.536	37.664	269.3	15:17:54.250																			
4		1:59.430	37.527	40.432	41.471	257.7	15:21:26.807	4		1:49.117	34.783	37.021	37.313	268.6	15:19:43.367																			
5		1:58.515	37.083	40.632	40.800	258.3	15:23:25.322	5		1:56.490 P	34.815	36.969	44.706	267.9	15:21:39.857																			
6		1:57.133	36.848	39.748	40.537	259.6	15:25:22.455	6		7:04.355	5:48.315	38.399	37.641	208.8	15:28:44.212																			
7		1:58.010	36.529	40.737	40.744	258.9	15:27:20.465	7		1:49.855	35.137	36.964	37.754	266.0	15:30:34.067																			
8		2:05.723 P	36.719	41.191	47.813	257.7	15:29:26.188	8		1:49.141	34.865	36.976	37.300	266.0	15:32:23.208																			
9		5:10.897	3:49.561	40.491	40.845	197.8	15:34:37.085	9		1:54.843 P	35.094	37.092	42.657	264.0	15:34:18.051																			
10		1:57.686	36.725	40.094	40.867	256.5	15:36:34.771	10		3:19.758	2:02.396	39.058	38.304	205.3	15:37:37.809																			
11		1:57.282	36.700	40.172	40.410	258.3	15:38:32.053	11		1:49.686	35.127	37.061	37.498	266.6	15:39:27.495																			
12		1:57.412	36.685	39.810	40.917	257.7	15:40:29.465	12		1:55.924 P	34.803	37.106	44.015	268.6	15:41:23.419																			
13		2:07.964 P	36.723	40.970	50.271	257.1	15:42:37.429	13		8:50.306	7:31.556	39.984	38.766	208.8	15:50:13.725																			
14		5:43.665	4:22.162	40.512	40.991	194.2	15:48:21.094	14		1:49.969	35.063	37.359	37.547	266.6	15:52:03.694																			
15		1:57.745	36.686	39.913	41.146	257.7	15:50:18.839	15		1:49.575	34.768	37.166	37.641	267.9	15:53:53.269																			
16		1:56.674	36.569	39.560	40.545	258.3	15:52:15.513	16		1:49.233	34.799	36.962	37.472	269.3	15:55:42.502																			
17		1:56.990	36.623	39.929	40.438	258.9	15:54:12.503	17		1:56.967 P	34.772	37.663	44.532	270.0	15:57:39.469																			
18		2:01.999	38.957	41.852	41.190	257.1	15:56:14.502	72							Nick Moss							McLaren 720 S GT3												
19		1:57.722	36.916	39.661	41.145	257.1	15:58:12.224	PROAM							Joe Osborne							Inception Racing												
20		1:58.001	36.678	39.933	41.390	257.7	16:00:10.225	Lap	D	Time	Sector 1	Sector 2	Sector 3	T. Spd	Elapsed																			
21		1:57.525	36.667	40.087	40.771	258.3	16:02:07.750	1		15:12:10.265	15:10:52.438	39.321	38.506	204.5	15:12:10.265																			
22		1:57.321	36.895	39.839	40.587	258.3	16:04:05.071	2		1:52.260	35.204	37.522	39.534	266.6	15:14:02.525																			
23		2:07.568 P	36.743	40.631	50.194	257.7	16:06:12.639	3		1:50.150	34.976	37.615	37.559	270.0	15:15:52.675																			
57							Luca Magnoni							Honda NSX GT3 Evo																				
AM							Alberto Lippi							Nova Race Event																				
Lap	D	Time	Sector 1	Sector 2	Sector 3	T. Spd	Elapsed	Lap	D	Time	Sector 1	Sector 2	Sector 3	T. Spd	Elapsed																			
1		15:12:49.973	15:11:12.528	50.684	46.761	136.7	15:12:49.973	4		1:50.354	34.925	37.661	37.768	269.3	15:17:43.029																			
2		2:09.936	41.812	44.597	43.527	145.3	15:14:59.909	5		1:50.058	34.967	37.501	37.590	270.6	15:19:33.087																			
3		2:03.137	38.808	42.578	41.751	191.4	15:17:03.046	6		1:51.561	34.774	37.744	39.043	271.3	15:21:24.648																			
4		1:55.859	36.565	39.256	40.038	204.5	15:18:58.905	7		1:51.207	34.849	38.652	37.706	270.6	15:23:15.855																			
5		2:17.409 P	40.377	44.007	53.025	180.0	15:21:16.314	8		1:50.803	35.016	37.834	37.953	271.3	15:25:06.658																			
6		3:25.543	2:04.865	40.728	39.950	182.1	15:24:41.857	9		1:51.549	36.110	37.750	37.689	270.6	15:26:58.207																			
7		1:54.291	35.643	39.265	39.383	249.4	15:26:36.148	10		1:53.068	37.533	37.843	37.692	270.6	15:28:51.275																			
8		1:52.156	35.392	38.137	38.627	266.6	15:28:28.304	11		1:50.082	34.877	37.477	37.728	270.6	15:30:41.357																			
9		1:51.506	35.374	37.814	38.318	267.3	15:30:19.810	12		1:50.047	34.863	37.475	37.709	270.0	15:32:31.404																			
10		1:51.670	35.368	38.039	38.263	271.3	15:32:11.480	13		1:50.538	35.323	37.501	37.714	271.3	15:34:21.942																			
11		1:51.208	35.048	37.933	38.227	271.3	15:34:02.688	14		1:50.634	34.931	37.795	37.908	270.6	15:36:12.576																			
12		1:51.013	35.180	37.726	38.107	270.6	15:35:53.701	15		1:56.555 P	34.907	37.763	43.885	270.6	15:38:09.131																			
13		1:51.278	35.342	37.828	38.108	272.0	15:37:44.979	16		2:59.949	1:44.768	37.265	37.916	210.1	15:41:09.080																			
14		2:09.193 P	38.137	39.087	51.969	242.6	15:39:54.172	17		1:49.299	34.733	37.074	37.492	270.0	15:42:58.379																			
15		5:27.469	4:08.373	39.773	39.323	203.0	15:45:21.641	18		1:49.025	34.569	37.079	37.377	270.6	15:44:47.404																			
16		1:52.180	35.166	38.457	38.557	270.0	15:47:13.821	19		1:49.168	34.831	37.171	37.166	270.6	15:46:36.572																			
17		1:51.291	35.111	37.977	38.203	270.0	15:49:05.112	20		1:49.023	34.759	37.087	37.177	271.3	15:48:25.595																			
18		1:51.939	34.963	38.367	38.609	272.0	15:50:57.051	21		1:55.293 P	34.727	37.565	43.001	272.0	15:50:20.888																			
19		1:53.245	34.909	38.425	39.881	272.0	15:52:50.266	22		3:08.215 P	1:45.653	38.315	44.247	211.7	15:53:29.103																			
20		1:51.597	34.998	38.140	38.459	270.6	15:54:41.863	23		6:10.779	4:47.853	42.835	40.091	162.8	15:59:39.882																			
21		2:27.155 P	34.778	1:01.344	51.033	270.6	15:57:09.018	24		1:55.065	37.373	39.056	38.636	242.6	16:01:34.947																			
22		3:02.430	1:45.324	38.699	38.407	153.1	16:00:11.448	25		1:51.828	35.440	38.047	38.341	267.3	16:03:26.775																			
23		1:50.970	35.036	37.845	38.089	272.7	16:02:02.418	26		1:50.516	34.890	37.815	37.811	270.0	16:05:17.291																			
24		1:50.347	34.791	37.611	37.945	271.3	16:03:52.765	27		1:50.026	34.883	37.562	37.581	270.6	16:07:07.317																			
25		1:50.396	34.753	37.685	37.958	270.6	16:05:43.161	28		1:50.040	34.636	37.539	37.865	271.3	16:08:57.357																			
26		1:50.180	34.860	37.673	37.647	270.0	16:07:33.341	29		2:19.576 P	39.988	44.884	54.704	196.0	16:11:16.933																			
27		1:50.712	34.767	37.874	38.071	270.0	16:09:24.053																											
28		2:04.566 P	34.829	37.798	51.939	270.6	16:11:28.619																											





Autodromo Nazionale Monza
International GT Open
Free Practice - 3
Lap Analysis



73

Roman Ziemian

Ferrari 488 GT3 EVO 100

Jakub Dwernicki

Porsche 911 GT3 Cup gen 2

PROAM

Axcil Jefferies

Kessel Racing

CUPPA

Jan Antoszewski

Bonaldi Motorsport

Lap	D	Time	Sector 1	Sector 2	Sector 3	T. Spd	Elapsed	Lap	D	Time	Sector 1	Sector 2	Sector 3	T. Spd	Elapsed
1		15:12:40.291	15:11:17.086	42.540	40.665	189.1	15:12:40.291	1		15:13:12.092	15:11:51.155	40.296	40.641	196.0	15:13:12.092
2		1:55.538	36.022	39.868	39.648	263.4	15:14:35.829	2		1:56.108	36.819	39.446	39.843	259.6	15:15:08.200
3		1:53.791	35.488	38.791	39.512	264.0	15:16:29.620	3		1:56.228	36.962	39.612	39.654	260.2	15:17:04.428
4		1:54.817	36.139	38.961	39.717	268.6	15:18:24.437	4		1:56.116	37.059	39.386	39.671	248.8	15:19:00.544
5		1:54.617	35.490	38.771	40.356	267.3	15:20:19.054	5		2:06.886 P	36.614	42.983	47.289	262.7	15:21:07.430
6		1:53.510	35.263	39.022	39.225	267.9	15:22:12.564	6		4:06.225 P	2:27.017	46.633	52.575	113.3	15:25:13.655
7		1:53.134	35.363	38.536	39.235	269.3	15:24:05.698	7		4:17.037	2:51.382	43.461	42.194	173.6	15:29:30.692
8		2:05.989 P	38.505	38.869	48.615	269.3	15:26:11.687	8		1:58.510	36.918	40.392	41.200	255.9	15:31:29.202
9		3:17.759	1:58.480	39.453	39.826	209.7	15:29:29.446	9		1:59.644	37.958	40.388	41.298	250.0	15:33:28.846
10		1:51.669	35.168	37.931	38.570	268.6	15:31:21.115	10		1:57.788	37.029	40.019	40.740	258.3	15:35:26.634
11		1:52.471	35.057	38.799	38.615	270.0	15:33:13.586	11		1:57.398	36.805	40.107	40.486	258.3	15:37:24.032
12		1:51.342	35.031	37.758	38.553	268.6	15:35:04.928	12		1:57.545	36.710	40.245	40.590	262.7	15:39:21.577
13		1:52.525	35.116	38.606	38.803	270.0	15:36:57.453	13		1:57.176	36.719	40.154	40.303	253.5	15:41:18.753
14		1:59.279 P	35.053	38.130	46.096	267.9	15:38:56.732	14		2:30.821 P	1:00.021	41.239	49.561	257.1	15:43:49.574
15		4:38.342	3:19.940	38.132	40.270	174.7	15:43:35.074	15		5:54.428	4:32.214	40.753	41.461	199.2	15:49:44.002
16		1:52.331	35.071	38.313	38.947	266.6	15:45:27.405	16		1:58.383	36.997	40.288	41.098	246.0	15:51:42.385
17		1:51.413	35.055	37.823	38.535	271.3	15:47:18.818	17		1:58.580	36.761	40.397	41.422	250.0	15:53:40.965
18		1:51.204	34.999	37.701	38.504	271.3	15:49:10.022	18		1:57.776	36.615	40.330	40.831	260.8	15:55:38.741
19		1:59.302 P	35.051	37.749	46.502	270.6	15:51:09.324	19		1:58.505	36.728	41.243	40.534	259.6	15:57:37.246
20		3:03.941	1:47.211	37.987	38.743	211.3	15:54:13.265	20		1:58.026	37.014	40.316	40.696	254.1	15:59:35.272
21		2:00.778 P	36.027	38.341	46.410	262.7	15:56:14.043	21		1:58.109	36.965	40.345	40.799	254.7	16:01:33.381
22		3:21.270	2:05.427	37.693	38.150	211.3	15:59:35.313	22		2:04.463	41.793	41.706	40.964	262.1	16:03:37.844
23		1:56.604	40.102	37.683	38.819	272.0	16:01:31.917	23		2:08.606 P	36.695	40.290	51.621	250.0	16:05:46.450
24		1:50.202	34.663	37.252	38.287	273.4	16:03:22.119	24		3:55.947 P	2:18.801	42.155	54.961	201.4	16:09:42.367
25		1:49.738	34.867	37.392	37.479	271.3	16:05:11.857								
26		1:49.078	34.633	37.074	37.371	272.7	16:07:00.935								
27		1:54.708 P	34.494	37.158	43.056	272.7	16:08:55.643								

126

Albert Estragués

Transam Euro Ford Mustang 2018

CUPAM

Three Sixty Racing Team

77

Al Faisal Al Zubair

Porsche 911 GT3-R II 2019

PRO

Andy Soucek

Lechner Racing

Lap	D	Time	Sector 1	Sector 2	Sector 3	T. Spd	Elapsed	Lap	D	Time	Sector 1	Sector 2	Sector 3	T. Spd	Elapsed
1		15:13:10.637	15:11:51.763	39.627	39.247	186.5	15:13:10.637	1		15:14:18.410 P	15:12:30.752	49.136	58.522	129.0	15:14:18.410
2		1:50.589	34.946	37.534	38.109	267.9	15:15:01.226	2		31:55.559 P	30:16.628	46.292	52.639	125.7	15:46:13.969
3		1:50.059	34.833	37.483	37.743	270.0	15:16:51.285								
4		1:52.592	34.759	37.433	40.400	271.3	15:18:43.877								
5		1:49.495	34.617	37.389	37.489	271.3	15:20:33.372								
6		1:56.176 P	34.708	37.929	43.539	272.7	15:22:29.548								
7		3:21.975	2:05.132	38.086	38.757	213.4	15:25:51.523								
8		1:49.792	34.854	37.275	37.663	269.3	15:27:41.315								
9		1:54.657 P	34.741	37.210	42.706	269.3	15:29:35.972								
10		3:07.042 P	1:45.013	38.665	43.364	215.1	15:32:43.014								
11		3:06.223 P	1:45.498	37.699	43.026	214.7	15:35:49.237								
12		13:33.609 P	12:12.835	37.554	43.220	210.5	15:49:22.846								
13		3:11.022 P	1:48.982	38.537	43.503	129.6	15:52:33.868								





Autodromo Nazionale Monza
International GT Open
Free Practice - 3
Lap Analysis



333

Benjamin Hites

Ferrari 488 GT3 MY2020


PRO

Fabrizio Crestani

Rinaldi Racing

Lap	D	Time	Sector 1	Sector 2	Sector 3	T. Spd	Elapsed
1		15:13:42.980	15:12:22.762	38.092	42.126	153.6	15:13:42.980
2		1:50.599	35.169	37.569	37.861	270.0	15:15:33.579
3		1:49.756	34.801	37.349	37.606	270.6	15:17:23.335
4		1:50.489	35.158	37.664	37.667	271.3	15:19:13.824
5		1:49.970	34.757	37.336	37.877	271.3	15:21:03.794
6		1:49.732	34.831	37.274	37.627	271.3	15:22:53.526
7		1:50.134	34.877	37.283	37.974	270.6	15:24:43.660
8		1:58.646 P	34.784	37.920	45.942	271.3	15:26:42.306
9		5:18.722	3:53.740	40.541	44.441	210.9	15:32:01.028
10		1:49.842	34.802	37.405	37.635	270.0	15:33:50.870
11		1:56.254 P	34.920	37.461	43.873	270.0	15:35:47.124
12		8:43.803	7:28.404	37.468	37.931	208.4	15:44:30.927
13		1:49.716	34.742	37.246	37.728	270.0	15:46:20.643
14		1:54.919 P	34.776	37.263	42.880	270.0	15:48:15.562
15		3:06.791	1:50.607	37.933	38.251	209.7	15:51:22.353
16		1:50.536	34.872	37.588	38.076	270.6	15:53:12.889
17		1:50.185	34.733	37.612	37.840	270.6	15:55:03.074
18		1:51.942	34.783	38.886	38.273	272.0	15:56:55.016
19		1:50.278	34.923	37.388	37.967	272.0	15:58:45.294
20		1:50.376	34.896	37.496	37.984	271.3	16:00:35.670
21		1:49.971	34.921	37.257	37.793	270.6	16:02:25.641
22		1:50.401	34.727	37.823	37.851	271.3	16:04:16.042
23		1:50.238	34.656	37.808	37.774	272.7	16:06:06.280
24		1:50.701	34.787	38.190	37.724	273.4	16:07:56.981
25		1:50.089	34.613	37.505	37.971	271.3	16:09:47.070
26		1:49.988	34.712	37.450	37.826	272.0	16:11:37.058
27		1:55.041 P	34.602	37.345	43.094	271.3	16:13:32.099





Autodromo Nazionale Monza

International GT Open

Free Practice - 3

Best Sectors Results



Sector - 1				Sector - 2				Sector - 3				Ideal Lap vs Best Lap				
Clas	Nº	Driver	Time	Nº	Driver	Time	Nº	Driver	Time	Clas	Nº	Driver	Ideal Lap	Best Lap	Clas	
1	18	Bonanomi - Guidetti	34.482	47	Spinelli - Scholze	36.766	47	Spinelli - Scholze	37.086	1	47	Spinelli - Scholze	1:48.420	1:48.444	1	
2	73	Ziemian - Jefferies	34.494	11	Reno Møller - Páverud	36.825	72	Moss - Osborne	37.166	2	18	Bonanomi - Guidetti	1:48.702	1:49.016	2	
3	25	Michael Dinan	34.540	18	Bonanomi - Guidetti	36.921	25	Michael Dinan	37.294	3	72	Moss - Osborne	1:48.809	1:49.023	3	
4	47	Spinelli - Scholze	34.568	63	Beretta - Schandorff	36.962	18	Bonanomi - Guidetti	37.299	4	25	Michael Dinan	1:48.898	1:49.213	6	
5	72	Moss - Osborne	34.569	7	Iribe - Millroy	36.995	63	Beretta - Schandorff	37.300	5	73	Ziemian - Jefferies	1:48.939	1:49.078	4	
6	333	Hites - Crestani	34.602	17	Tweraser - Seyffert	37.014	73	Ziemian - Jefferies	37.371	6	63	Beretta - Schandorff	1:48.998	1:49.117	5	
7	11	Reno Møller - Páverud	34.613	16	Altoè - Leo	37.061	7	Iribe - Millroy	37.391	7	11	Reno Møller - Páverud	1:49.048	1:49.283	7	
8	77	Al Zubair - Soucek	34.617	25	Michael Dinan	37.064	17	Tweraser - Seyffert	37.426	8	17	Tweraser - Seyffert	1:49.086	1:49.464	10	
9	17	Tweraser - Seyffert	34.646	73	Ziemian - Jefferies	37.074	77	Al Zubair - Soucek	37.489	9	7	Iribe - Millroy	1:49.298	1:49.298	8	
10	63	Beretta - Schandorff	34.736	72	Moss - Osborne	37.074	16	Altoè - Leo	37.494	10	77	Al Zubair - Soucek	1:49.316	1:49.495	11	
11	57	Magnoni - Lippi	34.753	77	Al Zubair - Soucek	37.210	333	Hites - Crestani	37.606	11	16	Altoè - Leo	1:49.339	1:49.390	9	
12	10	Leitch - Cooke	34.780	333	Hites - Crestani	37.246	11	Reno Møller - Páverud	37.610	12	333	Hites - Crestani	1:49.454	1:49.716	12	
13	16	Altoè - Leo	34.784	19	Moulin - Nemoto	37.394	57	Magnoni - Lippi	37.647	13	57	Magnoni - Lippi	1:50.011	1:50.180	13	
14	19	Moulin - Nemoto	34.893	10	Leitch - Cooke	37.444	10	Leitch - Cooke	37.872	14	10	Leitch - Cooke	1:50.096	1:50.237	14	
15	7	Iribe - Millroy	34.912	57	Magnoni - Lippi	37.611	19	Moulin - Nemoto	37.981	15	19	Moulin - Nemoto	1:50.268	1:50.342	15	
16	24	Blazek - Lisowski	35.826	33	Magdziarz - Pijl	38.472	24	Blazek - Lisowski	39.152	16	24	Blazek - Lisowski	1:53.682	1:53.696	16	
17	33	Magdziarz - Pijl	36.036	24	Blazek - Lisowski	38.704	33	Magdziarz - Pijl	39.281	17	33	Magdziarz - Pijl	1:53.789	1:54.073	17	
18	26	Darmetko - Janosz	36.268	26	Darmetko - Janosz	38.886	26	Darmetko - Janosz	39.543	18	26	Darmetko - Janosz	1:54.697	1:54.697	18	
19	44	Pisani - Bozzoni	36.440	100	Dwernicki - Antoszewski	39.386	100	Dwernicki - Antoszewski	39.654	19	100	Dwernicki - Antoszewski	1:55.654	1:56.108	19	
20	12	Glauco Solieri	36.519	44	Pisani - Bozzoni	39.530	44	Pisani - Bozzoni	40.151	20	44	Pisani - Bozzoni	1:56.121	1:56.215	20	
21	53	Vandierendonck - Schouten	36.529	53	Vandierendonck - Schouten	39.560	12	Glauco Solieri	40.268	21	12	Glauco Solieri	1:56.465	1:56.736	22	
22	100	Dwernicki - Antoszewski	36.614	12	Glauco Solieri	39.678	53	Vandierendonck - Schouten	40.410	22	53	Vandierendonck - Schouten	1:56.499	1:56.674	21	
23	27	Marcio Mauro	37.162	9	Kodrić - Simioni	40.154	27	Marcio Mauro	40.673	23	32	Fernando Fortes	1:58.638	1:58.831	23	
24	32	Fernando Fortes	37.198	32	Fernando Fortes	40.601	32	Fernando Fortes	40.839	24	27	Marcio Mauro	1:58.851	1:59.066	24	
25	9	Kodrić - Simioni	1:46.700	27	Marcio Mauro	41.016	9	Kodrić - Simioni	46.052	25	9	Kodrić - Simioni	3:12.906	3:12.906	25	
26	126	Albert Estragués	Transpon	126	Albert Estragués	46.292	126	Albert Estragués	52.639	26	126	Albert Estragués	Transpon	Transpon	26	





Autodromo Nazionale Monza
International GT Open
Free Practice - 3
Best 5 Lap Times



Cl	N°	Entrant/Team	Nat	Driver 1	Nat	Driver 2	Nat	Vehicle	Cat	Cl	Best 1		Best 2		Best 3		Best 4		Best 5	
											Time	Lap	Time	Lap	Time	Lap	Time	Lap	Time	Lap
1	47	AKM Motorsport	ITA	Loris Spinelli	ITA	Florian Scholze	DEU	Mercedes AMG GT3 - 2020	PROAM	1	1:48.444	6	1:48.572	5	1:48.822	4	1:49.504	3	1:49.680	18
2	18	Reno Racing	DNK	Marco Bonanomi	ITA	Jacopo Guidetti	ITA	Honda NSX GT3 Evo	PRO	1	1:49.016	26	1:49.088	19	1:49.147	23	1:49.167	24	1:49.209	27
3	72	Inception Racing	GBR	Nick Moss	GBR	Joe Osborne	GBR	McLaren 720 S GT3	PROAM	2	1:49.023	20	1:49.025	18	1:49.168	19	1:49.299	17	1:50.026	27
4	73	Kessel Racing	CHE	Roman Ziemian	POL	Axcil Jefferies	ZWE	Ferrari 488 GT3 EVO	PROAM	3	1:49.078	26	1:49.738	25	1:50.202	24	1:51.204	18	1:51.342	12
5	63	Vincenzo Sospiri Racing	ITA	Michele Beretta	ITA	Frederik Schandorff	DNK	Lamborghini Huracan GT3 EVO	PRO	2	1:49.117	4	1:49.141	8	1:49.513	2	1:49.686	11	1:49.855	7
6	25	Kessel Racing	CHE	Michael Dinan	USA			Ferrari 488 GT3 EVO	PRO	3	1:49.213	18	1:49.270	16	1:49.340	17	1:49.501	14	1:49.810	15
7	11	Reno Racing	DNK	Jens Reno Møller	DNK	Marcus Pæverud	NOR	Honda NSX GT3 Evo	PROAM	4	1:49.283	24	1:49.466	14	1:49.800	23	1:49.822	13	1:49.853	9
8	7	Inception Racing	GBR	Brendan Iribe	USA	Ollie Millroy	GBR	McLaren 720 S GT3	PROAM	5	1:49.298	14	1:49.558	12	1:49.741	20	1:49.926	21	1:49.976	28
9	16	Vincenzo Sospiri Racing	ITA	Giacomo Altoè	ITA	Federico Leo	ITA	Lamborghini Huracan GT3 EVO	PRO	4	1:49.390	13	1:49.545	11	1:49.677	6	1:49.821	3	1:49.830	9
10	17	HP Racing International	DEU	Gerhard Tweraser	AUT	Jan Seyffert	DEU	Lamborghini Huracan GT3 EVO	PROAM	6	1:49.464	10	1:49.670	8	1:49.823	3	1:49.956	16	1:50.382	15
11	77	Lechner Racing	AUT	Al Faisal Al Zubair	CAN	Andy Soucek	ESP	Porsche 911 GT3-R II 2019	PRO	5	1:49.495	5	1:49.792	8	1:50.059	3	1:50.589	2	1:52.592	4
12	333	Rinaldi Racing	DEU	Benjamín Hites	DNL	Fabrizio Crestani	ITA	Ferrari 488 GT3 MY2020	PRO	6	1:49.716	13	1:49.756	3	1:49.842	10	1:49.971	21	1:49.988	26
13	57	Nova Race Event	ITA	Luca Magnoni	ITA	Alberto Lippi	ITA	Honda NSX GT3 Evo	AM	1	1:50.180	26	1:50.347	24	1:50.396	25	1:50.712	27	1:50.970	23
14	10	Leipert Motorsport	DEU	Brendon Leitch	NZL	Tyler Cooke	USA	Lamborghini Huracan GT3 EVO	PROAM	7	1:50.237	21	1:50.503	29	1:50.674	27	1:50.692	7	1:50.758	26
15	19	Vincenzo Sospiri Racing	ITA	Baptiste Moulin	BEL	Yuki Nemoto	JPN	Lamborghini Huracan GT3 EVO	PRO	7	1:50.342	4	1:50.629	3	1:51.027	5	1:51.155	2	1:56.202	6
16	24	A&P Racing Team PTT Tech Support	POL	Maciej Blazek	POL	Mateusz Lisowski	POL	Porsche 991 GT3 Cup gen 2	CUPPA	1	1:53.696	8	1:53.961	5	1:54.012	4	1:54.020	9	1:54.929	3
17	33	Bonaldi Motorsport	ITA	Tomasz Magdziarz	POL	Daan Pijl	NLD	Porsche 911 GT3 Cup gen 2	CUPPA	2	1:54.073	18	1:54.134	17	1:54.139	24	1:54.173	21	1:54.325	22
18	26	Q1 by EMG Motorsport	BEL	Maciej Darmetko	POL	Artur Janosz	POL	Porsche 911 GT3 Cup gen 2	CUPPA	3	1:54.697	7	2:01.328	4	2:03.822	3	2:08.454	2	2:35.319	5
19	100	Bonaldi Motorsport	ITA	Jakub Dwernicki	POL	Jan Antoszewski	POL	Porsche 911 GT3 Cup gen 2	CUPPA	4	1:56.108	2	1:56.116	4	1:56.228	3	1:57.176	13	1:57.398	11
20	44	Eugenio Pisani	ITA	Eugenio Pisani	ITA	Stefano Bozzoni	ITA	Porsche 911 GT3 Cup gen 1	CUPPA	5	1:56.215	9	1:56.449	6	1:56.573	5	1:57.297	4	1:57.309	20
21	53	Q1 by EMG Motorsport	BEL	Nicolas Vandierendonck	BEL	Dirk Schouten	NLD	Porsche 992 GT3 Cup	CUPPA	6	1:56.674	16	1:56.990	17	1:57.133	6	1:57.282	11	1:57.321	22
22	12	Ghinzani Motorsport	ITA	Glauco Solieri	ITA			Porsche 911 GT3 Cup gen 2	CUPAM	1	1:56.736	12	1:56.776	13	1:56.801	8	1:56.945	15	1:57.039	16
23	32	Three Sixty Racing Team	AND	Fernando Fortes	BRA			Porsche 911 GT3 Cup gen 2	CUPAM	2	1:58.831	4	2:01.239	3	2:02.581	2	2:25.185	5		
24	27	Three Sixty Racing Team	AND	Marcio Mauro	BRA			Porsche 911 GT3 Cup gen 2	CUPAM	3	1:59.066	7	1:59.602	5	1:59.738	4	2:00.111	8	2:00.489	6
25	9	2 Seas Motorsport	BHR	Martin Kodrić	HRV	Ethan Simioni	CAN	Mercedes AMG GT3 2020	PRO	8	3:12.906	2	3:20.609	3	3:24.247	4	3:26.562	6	3:26.983	5
26	126	Three Sixty Racing Team	AND	Albert Estragués	ESP			Transam Euro Ford Mustang 2018	CUPAM	4	31:55.55	2								





Autodromo Nazionale Monza

International GT Open


Free Practice - 3

Best 5 Top Speeds



Cl	N°	Entrant/Team	Nat	Driver 1	Nat	Driver 2	Nat	Vehicle	Cat	Cl	Top 1		Top 2		Top 3		Top 4		Top 5		Avg
											Km/h	Lap	Km/h	Lap	Km/h	Lap	Km/h	Lap	Km/h	Lap	
1	18	Reno Racing	DEN	Marco Bonanomi	DEN	Jacopo Guidetti	ITA	Honda NSX GT3 Evo	PRO	1	276.9	10	276.9	20	275.5	22	275.5	28	274.8	6	275.9
2	11	Reno Racing	DEN	Jens Reno Møller	DEN	Marcus Pæverud	NOR	Honda NSX GT3 Evo	PROAM	1	274.1	13	274.1	24	273.4	12	273.4	14	273.4	19	273.6
3	73	Kessel Racing	CHE	Roman Ziemian	CHE	Axcil Jefferies	ZWE	Ferrari 488 GT3 EVO	PROAM	2	273.4	24	272.7	26	272.7	27	272.0	23	271.3	17	272.4
4	333	Rinaldi Racing	DEU	Benjamin Hites	ITA	Fabrizio Crestani	ITA	Ferrari 488 GT3 MY2020	PRO	2	273.4	24	272.7	23	272.0	18	272.0	19	272.0	26	272.4
5	57	Nova Race Event	ITA	Luca Magnoni	ITA	Alberto Lippi	ITA	Honda NSX GT3 Evo	AM	1	272.7	23	272.0	13	272.0	18	272.0	19	271.3	10	272.0
6	77	Lechner Racing	AUT	Al Faisal Al Zubair	OMN	Andy Soucek	ESP	Porsche 911 GT3-R II 2019	PRO	3	272.7	6	271.3	4	271.3	5	270.0	3	269.3	8	270.9
7	7	Inception Racing	GBR	Brendan Iribe	USA	Ollie Millroy	GBR	McLaren 720 S GT3	PROAM	3	272.0	7	270.6	5	270.6	6	270.6	8	270.6	22	270.9
8	10	Leipert Motorsport	DEU	Brendon Leitch	NZL	Tyler Cooke	USA	Lamborghini Huracan GT3 EVO	PROAM	4	272.0	5	271.3	3	271.3	20	271.3	21	270.6	19	271.3
9	17	HP Racing International	DEU	Gerhard Tweraser	AUT	Jan Seyffert	DEU	Lamborghini Huracan GT3 EVO	PROAM	5	272.0	3	272.0	6	271.3	4	270.6	11	270.6	22	271.3
10	25	Kessel Racing	CHE	Michael Dinan	USA			Ferrari 488 GT3 EVO	PRO	4	272.0	11	272.0	17	271.3	3	271.3	4	271.3	5	271.6
11	72	Inception Racing	GBR	Nick Moss	GBR	Joe Osborne	GBR	McLaren 720 S GT3	PROAM	6	272.0	21	271.3	6	271.3	8	271.3	13	271.3	20	271.4
12	47	AKM Motorsport	SMR	Loris Spinelli	ITA	Florian Scholze	DEU	Mercedes AMG GT3 - 2020	PROAM	7	271.3	3	271.3	5	271.3	24	271.3	25	271.3	26	271.3
13	63	Vincenzo Sospiri Racing	ITA	Michele Beretta	ITA	Frederik Schandorff	DEN	Lamborghini Huracan GT3 EVO	PRO	5	270.0	17	269.3	3	269.3	16	268.6	4	268.6	12	269.1
14	16	Vincenzo Sospiri Racing	ITA	Giacomo Altoè	ITA	Federico Leo	ITA	Lamborghini Huracan GT3 EVO	PRO	6	269.3	7	269.3	14	268.6	2	268.6	3	268.6	13	268.9
15	19	Vincenzo Sospiri Racing	ITA	Baptiste Moulin	BEL	Yuki Nemoto	JPN	Lamborghini Huracan GT3 EVO	PRO	7	269.3	4	267.3	3	267.3	5	267.3	6	265.3	2	267.3
16	24	A&P Racing Team PTT Tech Support	POL	Maciej Blazek	POL	Mateusz Lisowski	POL	Porsche 991 GT3 Cup gen 2	CUPPA	1	267.9	5	266.6	9	266.0	4	265.3	3	265.3	6	266.2
17	33	Bonaldi Motorsport	ITA	Tomasz Magdziarz	POL	Daan Pijl	NLD	Porsche 911 GT3 Cup gen 2	CUPPA	2	266.0	23	265.3	21	264.7	17	264.7	22	264.7	24	265.0
18	12	Ghinzani Motorsport	ITA	Glauco Solieri	ITA			Porsche 911 GT3 Cup gen 2	CUPAM	1	264.0	6	263.4	13	262.7	8	261.5	5	261.5	16	262.6
19	26	Q1 by EMG Motorsport	BEL	Maciej Darmetko	POL	Artur Janosz	POL	Porsche 911 GT3 Cup gen 2	CUPPA	3	264.0	7	263.4	8	252.9	4	165.3	2	159.2	5	221.0
20	44	Eugenio Pisani	ITA	Eugenio Pisani	ITA	Stefano Bozzoni	ITA	Porsche 911 GT3 Cup gen 1	CUPPA	4	263.4	6	263.4	7	262.7	9	262.7	10	262.1	11	262.9
21	100	Bonaldi Motorsport	ITA	Jakub Dwernicki	POL	Jan Antoszewski	POL	Porsche 911 GT3 Cup gen 2	CUPPA	5	262.7	5	262.7	12	262.1	22	260.8	18	260.2	3	261.7
22	53	Q1 by EMG Motorsport	BEL	Nicolas Vandierendonck	BEL	Dirk Schouten	NLD	Porsche 992 GT3 Cup	CUPPA	6	259.6	6	258.9	7	258.9	17	258.3	5	258.3	11	258.8
23	32	Three Sixty Racing Team	AND	Fernando Fortes	BRA			Porsche 911 GT3 Cup gen 2	CUPAM	2	258.9	5	254.7	4	252.3	3	197.8	2	161.1	1	225.0
24	27	Three Sixty Racing Team	AND	Marcio Mauro	BRA			Porsche 911 GT3 Cup gen 2	CUPAM	3	258.3	9	253.5	7	252.3	5	250.5	6	243.2	8	251.6
25	9	2 Seas Motorsport	BHR	Martin Kodrić	BHR	Ethan Simioni	CAN	Mercedes AMG GT3 2020	PRO	8	212.5	6	197.8	4	196.0	3	194.5	5	187.8	7	197.7
26	126	Three Sixty Racing Team	AND	Albert Estragués	ESP			Transam Euro Ford Mustang 2018	CUPAM	4	129.0	1	125.7	2							127.3





Autodromo Nazionale Monza

International GT Open

Free Practice - 3


Fastest Laps Sequence

Autodromo Nazionale Monza 5.793 m.



Lap	Time of Day	Session Time	N°	Entrant/Team	Nat	Driver 1	Nat	Driver 2	Nat	Vehicle	Cat	Time	Km/h
2	15:13:56.176	3:56.176	11	Reno Racing		Jens Reno Møller		Marcus Páverud		Honda NSX GT3 Evo	PROAM	1:52.866	184.7
2	15:14:02.525	4:02.525	72	Inception Racing		Nick Moss		Joe Osborne		McLaren 720 S GT3	PROAM	1:52.260	185.7
2	15:14:03.430	4:03.430	17	HP Racing International		Gerhard Tweraser		Jan Seyffert		Lamborghini Huracan GT3 EVO	PROAM	1:51.035	187.8
2	15:15:01.226	5:01.226	77	Lechner Racing		Al Faisal Al Zubair		Andy Soucek		Porsche 911 GT3-R II 2019	PRO	1:50.589	188.5
2	15:15:26.944	5:26.944	47	AKM Motorsport		Loris Spinelli		Florian Scholze		Mercedes AMG GT3 - 2020	PROAM	1:50.131	189.3
3	15:15:53.253	5:53.253	17	HP Racing International		Gerhard Tweraser		Jan Seyffert		Lamborghini Huracan GT3 EVO	PROAM	1:49.823	189.8
2	15:16:03.314	6:03.314	63	Vincenzo Sospiri Racing		Michele Beretta		Frederik Schandorff		Lamborghini Huracan GT3 EVO	PRO	1:49.513	190.4
3	15:17:16.448	7:16.448	47	AKM Motorsport		Loris Spinelli		Florian Scholze		Mercedes AMG GT3 - 2020	PROAM	1:49.504	190.4
4	15:19:05.270	9:05.270	47	AKM Motorsport		Loris Spinelli		Florian Scholze		Mercedes AMG GT3 - 2020	PROAM	1:48.822	191.6
5	15:20:53.842	10:53.842	47	AKM Motorsport		Loris Spinelli		Florian Scholze		Mercedes AMG GT3 - 2020	PROAM	1:48.572	192.0
6	15:22:42.286	12:42.286	47	AKM Motorsport		Loris Spinelli		Florian Scholze		Mercedes AMG GT3 - 2020	PROAM	1:48.444	192.3






Autodromo Nazionale Monza
International GT Open
Free Practice - 3
Event Best Maximum Speed



Autodromo Nazionale Monza 5.793 m.

N°	Entrant/Team	Nat	Driver 1	Nat	Driver 2	Nat	Vehicle	Cat	Km/h	Session
18	Reno Racing		Marco Bonanomi		Jacopo Guidetti		Honda NSX GT3 Evo	PRO	276.9	Free Practice - 3
9	2 Seas Motorsport		Martin Kodrić		Ethan Simioni		Mercedes AMG GT3 2020	PRO	276.2	Private test - 2
16	Vincenzo Sospiri Racing		Giacomo Altoè		Federico Leo		Lamborghini Huracan GT3 EVO	PRO	276.2	Free Practice - 2
63	Vincenzo Sospiri Racing		Michele Beretta		Freederik Schandorff		Lamborghini Huracan GT3 EVO	PRO	274.8	Private test - 1
72	Inception Racing		Nick Moss		Joe Osborne		McLaren 720 S GT3	PROAM	274.8	Private test - 2
333	Rinaldi Racing		Benjamin Hites		Fabrizio Crestani		Ferrari 488 GT3 MY2020	PRO	274.1	Private test - 2
19	Vincenzo Sospiri Racing		Baptiste Moulin		Yuki Nemoto		Lamborghini Huracan GT3 EVO	PRO	274.1	Free Practice - 2
73	Kessel Racing		Roman Ziemian		Axcil Jefferies		Ferrari 488 GT3 EVO	PROAM	274.1	Free Practice - 2
11	Reno Racing		Jens Reno Møller		Marcus Pæverud		Honda NSX GT3 Evo	PROAM	274.1	Free Practice - 3
77	Lechner Racing		Al Faisal Al Zubair		Andy Soucek		Porsche 911 GT3-R II 2019	PRO	273.4	Private test - 1
25	Kessel Racing		Michael Dinan				Ferrari 488 GT3 EVO	PRO	273.4	Private test - 1
7	Inception Racing		Brendan Iribe		Ollie Millroy		McLaren 720 S GT3	PROAM	273.4	Free Practice - 2
17	HP Racing International		Gerhard Tweraser		Jan Seyffert		Lamborghini Huracan GT3 EVO	PROAM	273.4	Free Practice - 2
57	Nova Race Event		Luca Magnoni		Alberto Lippi		Honda NSX GT3 Evo	AM	273.4	Free Practice - 2
10	Leipert Motorsport		Brendon Leitch		Tyler Cooke		Lamborghini Huracan GT3 EVO	PROAM	272.7	Private test - 1
47	AKM Motorsport		Loris Spinelli		Florian Scholze		Mercedes AMG GT3 - 2020	PROAM	272.0	Free Practice - 2
24	A&P Racing Team PTT Tech Support		Maciej Blazek		Mateusz Lisowski		Porsche 991 GT3 Cup gen 2	CUPPA	270.0	Private test - 2
44	Eugenio Pisani		Eugenio Pisani		Stefano Bozzoni		Porsche 911 GT3 Cup gen 1	CUPPA	270.0	Free Practice - 2
26	Q1 by EMG Motorsport		Maciej Darmetko		Artur Janosz		Porsche 911 GT3 Cup gen 2	CUPPA	269.3	Free Practice - 2
33	Bonaldi Motorsport		Tomasz Magdziarz		Daan Pijl		Porsche 911 GT3 Cup gen 2	CUPPA	266.6	Free Practice - 1
100	Bonaldi Motorsport		Jakub Dwernicki		Jan Antoszewski		Porsche 911 GT3 Cup gen 2	CUPPA	266.0	Free Practice - 1
12	Ghinzani Motorsport		Glauco Solieri				Porsche 911 GT3 Cup gen 2	CUPAM	264.7	Free Practice - 2
27	Three Sixty Racing Team		Marcio Mauro				Porsche 911 GT3 Cup gen 2	CUPAM	264.0	Free Practice - 2
54	Q1 by EMG Motorsport		Jan Lauryszen				Porsche 992 GT3 Cup	CUPPA	262.7	Private test - 1
32	Three Sixty Racing Team		Fernando Fortes				Porsche 911 GT3 Cup gen 2	CUPAM	262.1	Free Practice - 2
53	Q1 by EMG Motorsport		Nicolas Vandierendonck		Dirk Schouten		Porsche 992 GT3 Cup	CUPPA	261.5	Private test - 2
126	Three Sixty Racing Team		Albert Estragués				Transam Euro Ford Mustang 2018	CUPAM	206.1	Free Practice - 2





Autodromo Nazionale Monza
International GT Open
Free Practice - 3
Pit Stop Analysis



7 Brendan Iribe McLaren 720 S GT3
 PROAM Ollie Millroy Inception Racing

N°	In Day Time	In Time	Out Time	Pit Time	T. Pit Time	Handicap	Diff.
1	15:28:49.633	15:28:49.633	15:30:35.007	1:45.374	1:45.374		
2	15:39:54.625	15:39:54.625	15:42:16.218	2:21.593	4:06.967		
3	15:47:46.683	15:47:46.683	15:50:10.611	2:23.928	6:30.895		
4	15:57:32.717	15:57:32.717	15:58:50.924	1:18.207	7:49.102		

9 Martin Kodrić Mercedes AMG GT3 2020
 PRO Ethan Simioni 2 Seas Motorsport

N°	In Day Time	In Time	Out Time	Pit Time	T. Pit Time	Handicap	Diff.
1	15:15:44.666	15:15:44.666	15:17:00.178	1:15.512	1:15.512		
2	15:18:57.607	15:18:57.607	15:20:13.374	1:15.767	2:31.279		
3	15:22:18.391	15:22:18.391	15:23:38.320	1:19.929	3:51.208		
4	15:25:42.443	15:25:42.443	15:27:04.908	1:22.465	5:13.673		
5	15:29:09.473	15:29:09.473	15:30:24.902	1:15.429	6:29.102		
6	15:32:35.996	15:32:35.996	15:33:51.759	1:15.763	7:44.865		

10 Brendon Leitch Lamborghini Huracan GT3 EVO
 PROAM Tyler Cooke Leipter Motorsport

N°	In Day Time	In Time	Out Time	Pit Time	T. Pit Time	Handicap	Diff.
1	15:26:33.517	15:26:33.517	15:28:41.036	2:07.519	2:07.519		
2	15:45:26.046	15:45:26.046	15:46:50.999	1:24.953	3:32.472		
3	15:58:00.178	15:58:00.178	15:59:32.816	1:32.638	5:05.110		

11 Jens Reno Møller Honda NSX GT3 Evo
 PROAM Marcus Pöverud Reno Racing

N°	In Day Time	In Time	Out Time	Pit Time	T. Pit Time	Handicap	Diff.
1	15:17:40.493	15:17:40.493	15:19:18.036	1:37.543	1:37.543		
2	15:30:26.328	15:30:26.328	15:32:14.871	1:48.543	3:26.086		
3	15:41:27.346	15:41:27.346	15:43:15.164	1:47.818	5:13.904		
4	15:54:27.241	15:54:27.241	15:55:45.118	1:17.877	6:31.781		

12 Glauco Solieri Porsche 911 GT3 Cup gen 2
 CUPAM Ghinzani Motorsport

N°	In Day Time	In Time	Out Time	Pit Time	T. Pit Time	Handicap	Diff.
1	15:26:00.050	15:26:00.050	15:29:43.085	3:43.035	3:43.035		
2	15:37:45.600	15:37:45.600	15:41:48.796	4:03.196	7:46.231		

16 Giacomo Altoè Lamborghini Huracan GT3 EVO
 PRO Federico Leo Vincenzo Sospiri Racing

N°	In Day Time	In Time	Out Time	Pit Time	T. Pit Time	Handicap	Diff.
1	15:34:46.615	15:34:46.615	15:36:50.454	2:03.839	2:03.839		

17 Gerhard Tweraser Lamborghini Huracan GT3 EVO
 PROAM Jan Seyffert HP Racing International

N°	In Day Time	In Time	Out Time	Pit Time	T. Pit Time	Handicap	Diff.
1	15:21:26.440	15:21:26.440	15:23:48.201	2:21.761	2:21.761		
2	15:33:05.235	15:33:05.235	15:34:42.396	1:37.161	3:58.922		
3	15:47:38.232	15:47:38.232	15:51:27.065	3:48.833	7:47.755		
4	16:05:02.105	16:05:02.105	16:06:17.805	1:15.700	9:03.455		
5	16:08:11.857	16:08:11.857	16:09:40.746	1:28.889	10:32.344		

18 Marco Bonanomi Honda NSX GT3 Evo
 PRO Jacopo Guidetti Reno Racing

N°	In Day Time	In Time	Out Time	Pit Time	T. Pit Time	Handicap	Diff.
1	15:38:42.799	15:38:42.799	15:40:01.719	1:18.920	1:18.920		
2	15:49:10.829	15:49:10.829	15:50:56.446	1:45.617	3:04.537		

24 Maciej Blazek Porsche 991 GT3 Cup gen 2
 CUPPA Mateusz Lisowski A&P Racing Team PTT Tech Support

N°	In Day Time	In Time	Out Time	Pit Time	T. Pit Time	Handicap	Diff.
1	15:22:26.203	15:22:26.203	15:24:13.256	1:47.053	1:47.053		
2	15:31:55.078	15:31:55.078	15:37:02.132	5:07.054	6:54.107		
3	15:50:47.289	15:50:47.289	15:53:18.566	2:31.277	9:25.384		

25 Michael Dinan Ferrari 488 GT3 EVO
 PRO Kessel Racing

N°	In Day Time	In Time	Out Time	Pit Time	T. Pit Time	Handicap	Diff.
1	15:22:16.392	15:22:16.392	15:24:38.817	2:22.425	2:22.425		
2	15:33:56.958	15:33:56.958	15:35:22.610	1:25.652	3:48.077		
3	15:37:14.485	15:37:14.485	15:41:22.639	4:08.154	7:56.231		

26 Maciej Darmetko Porsche 911 GT3 Cup gen 2
 CUPPA Artur Janosz Q1 by EMG Motorsport

N°	In Day Time	In Time	Out Time	Pit Time	T. Pit Time	Handicap	Diff.
1	15:21:41.425	15:21:41.425	15:27:20.618	5:39.193	5:39.193		

33 Tomasz Magdziarz Porsche 911 GT3 Cup gen 2
 CUPPA Daan Pijl Bonaldi Motorsport

N°	In Day Time	In Time	Out Time	Pit Time	T. Pit Time	Handicap	Diff.
1	15:12:55.409	15:12:55.409	15:14:35.301	1:39.892	1:39.892		
2	15:26:29.024	15:26:29.024	15:29:05.223	2:36.199	4:16.091		
3	15:44:44.160	15:44:44.160	15:47:00.016	2:15.856	6:31.947		
4	15:54:57.618	15:54:57.618	15:56:25.881	1:28.263	8:00.210		

44 Eugenio Pisani Porsche 911 GT3 Cup gen 1
 CUPPA Stefano Bozzoni Eugenio Pisani

N°	In Day Time	In Time	Out Time	Pit Time	T. Pit Time	Handicap	Diff.
1	15:24:01.661	15:24:01.661	15:25:50.326	1:48.665	1:48.665		
2	15:33:43.921	15:33:43.921	15:40:52.723	7:08.802	8:57.467		
3	15:49:31.035	15:49:31.035	15:52:58.717	3:27.682	12:25.149		
4	15:58:56.911	15:58:56.911	16:06:44.093	7:47.182	20:12.331		

47 Loris Spinelli Mercedes AMG GT3 - 2020
 PROAM Florian Scholze AKM Motorsport

N°	In Day Time	In Time	Out Time	Pit Time	T. Pit Time	Handicap	Diff.
1	15:24:30.808	15:24:30.808	15:26:34.798	2:03.990	2:03.990		
2	15:39:32.925	15:39:32.925	15:44:32.162	4:59.237	7:03.227		
3	15:53:44.928	15:53:44.928	15:57:01.654	3:16.726	10:19.953		


53 Nicolas Vandierendonck Porsche 992 GT3 Cup
 CUPPA Dirk Schouten Q1 by EMG Motorsport

N°	In Day Time	In Time	Out Time	Pit Time	T. Pit Time	Handicap	Diff.
1	15:29:20.704	15:29:20.704	15:32:36.882	3:16.178	3:16.178		
2	15:42:31.823	15:42:31.823	15:46:18.831	3:47.008	7:03.186		

57 Luca Magnoni Honda NSX GT3 Evo
 AM Alberto Lippi Nova Race Event

N°	In Day Time	In Time	Out Time	Pit Time	T. Pit Time	Handicap	Diff.
1	15:21:10.773	15:21:10.773	15:22:44.570	1:33.797	1:33.797		
2	15:39:48.909	15:39:48.909	15:43:25.032	3:36.123	5:09.920		
3	15:57:03.763	15:57:03.763	15:58:16.431	1:12.668	6:22.588		





Autodromo Nazionale Monza
International GT Open
Free Practice - 3
Pit Stop Analysis



63 Michele Beretta Lamborghini Huracan GT3 EVO

PRO Freederik Schandorff Vincenzo Sospiri Racing

N°	In Day Time	In Time	Out Time	Pit Time	T. Pit Time	Handicap	Diff.
1	15:21:34.643	15:21:34.643	15:26:52.863	5:18.220	5:18.220		
2	15:34:12.617	15:34:12.617	15:35:44.909	1:32.292	6:50.512		
3	15:41:18.092	15:41:18.092	15:48:19.693	7:01.601	13:52.113		

72 Nick Moss McLaren 720 S GT3

PROAM Joe Osborne Inception Racing

N°	In Day Time	In Time	Out Time	Pit Time	T. Pit Time	Handicap	Diff.
1	15:38:03.986	15:38:03.986	15:39:19.059	1:15.073	1:15.073		
2	15:50:15.686	15:50:15.686	15:51:31.756	1:16.070	2:31.143		
3	15:53:23.917	15:53:23.917	15:57:38.964	4:15.047	6:46.190		

73 Roman Ziemian Ferrari 488 GT3 EVO

PROAM Axcil Jefferies Kessel Racing

N°	In Day Time	In Time	Out Time	Pit Time	T. Pit Time	Handicap	Diff.
1	15:26:06.166	15:26:06.166	15:27:33.726	1:27.560	1:27.560		
2	15:38:51.377	15:38:51.377	15:41:39.740	2:48.363	4:15.923		
3	15:51:03.785	15:51:03.785	15:52:21.503	1:17.718	5:33.641		
4	15:56:08.182	15:56:08.182	15:57:44.099	1:35.917	7:09.558		

77 Al Faisal Al Zubair Porsche 911 GT3-R II 2019

PRO Andy Soucek Lechner Racing

N°	In Day Time	In Time	Out Time	Pit Time	T. Pit Time	Handicap	Diff.
1	15:22:24.366	15:22:24.366	15:24:00.068	1:35.702	1:35.702		
2	15:29:30.772	15:29:30.772	15:30:46.305	1:15.533	2:51.235		
3	15:32:37.815	15:32:37.815	15:33:53.603	1:15.788	4:07.023		
4	15:35:44.027	15:35:44.027	15:47:26.755	11:42.728	15:49.751		
5	15:49:17.646	15:49:17.646	15:50:34.525	1:16.879	17:06.630		

100 Jakub Dwernicki Porsche 911 GT3 Cup gen 2

CUPPA Jan Antoszewski Bonaldi Motorsport

N°	In Day Time	In Time	Out Time	Pit Time	T. Pit Time	Handicap	Diff.
1	15:21:01.937	15:21:01.937	15:22:47.788	1:45.851	1:45.851		
2	15:25:08.754	15:25:08.754	15:27:25.069	2:16.315	4:02.166		
3	15:43:44.098	15:43:44.098	15:47:43.756	3:59.658	8:01.824		
4	16:05:40.949	16:05:40.949	16:07:28.604	1:47.655	9:49.479		

126 Albert Estragués Transam Euro Ford Mustang 2018

CUPAM Three Sixty Racing Team


N°	In Day Time	In Time	Out Time	Pit Time	T. Pit Time	Handicap	Diff.
1	15:14:12.605	15:14:12.605	15:43:42.735	29:30.130	29:30.130		

333 Benjamín Hites Ferrari 488 GT3 MY2020

PRO Fabrizio Crestani Rinaldi Racing

N°	In Day Time	In Time	Out Time	Pit Time	T. Pit Time	Handicap	Diff.
1	15:26:37.122	15:26:37.122	15:30:01.140	3:24.018	3:24.018		
2	15:35:41.910	15:35:41.910	15:42:40.625	6:58.715	10:22.733		
3	15:48:10.316	15:48:10.316	15:49:30.599	1:20.283	11:43.016		

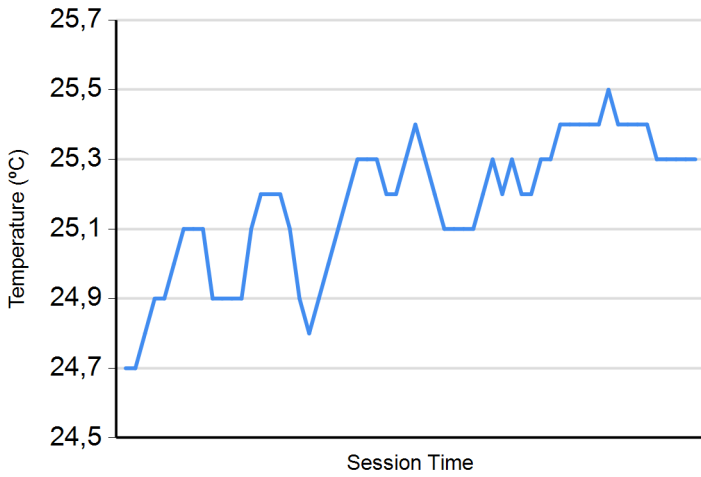




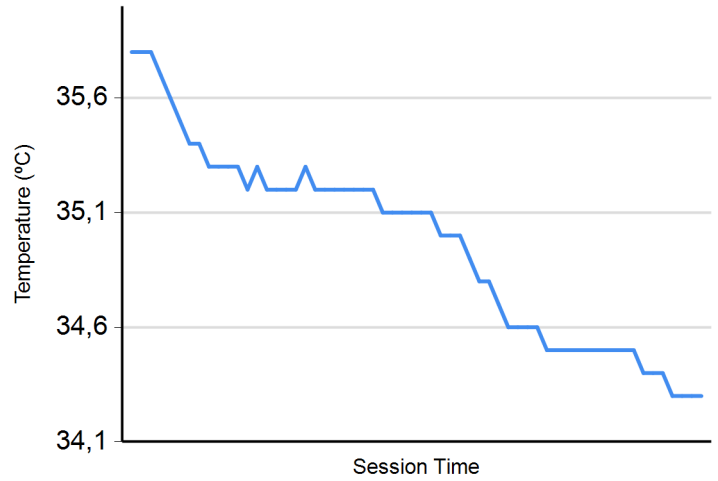
Autodromo Nazionale Monza
International GT Open
Free Practice - 3
Weather Report



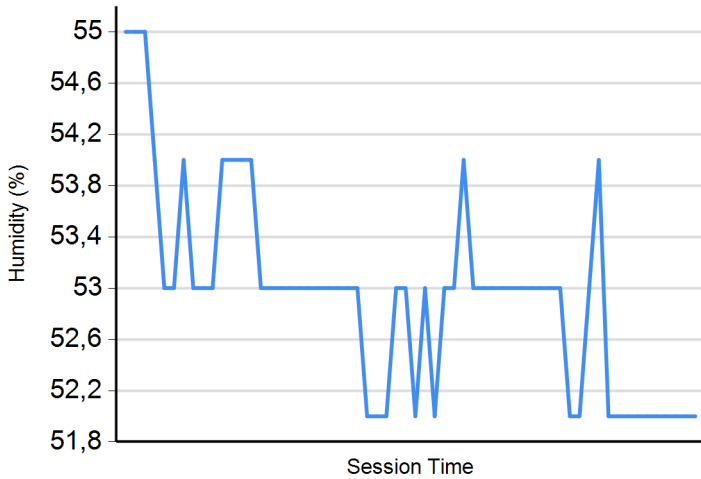
Air Temperature



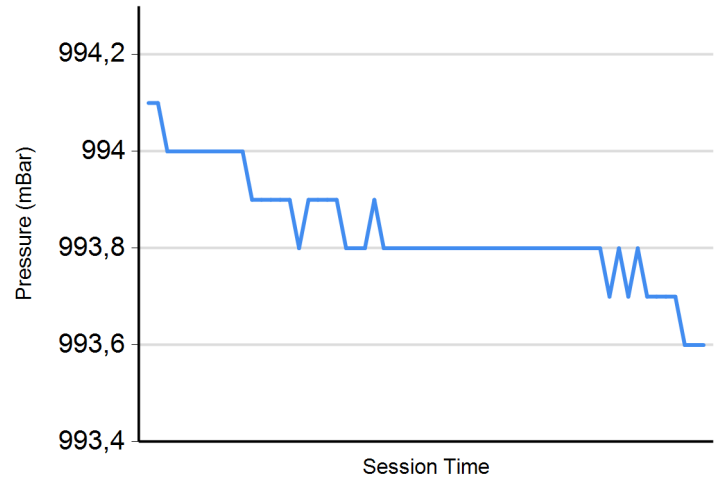
Track Temperature



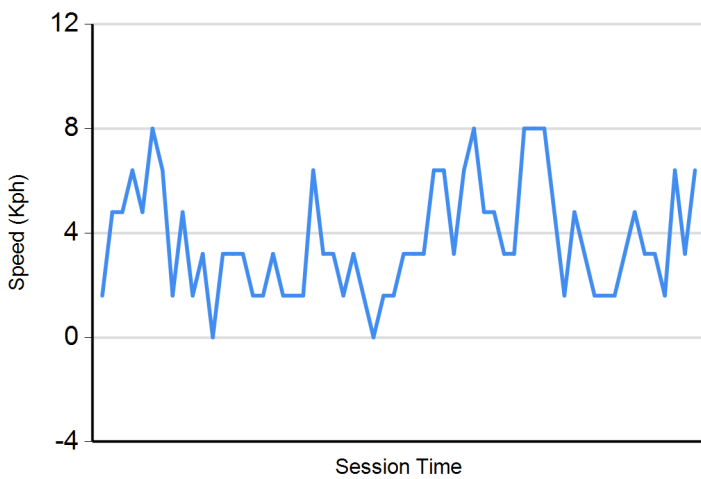
Humidity



Pressure

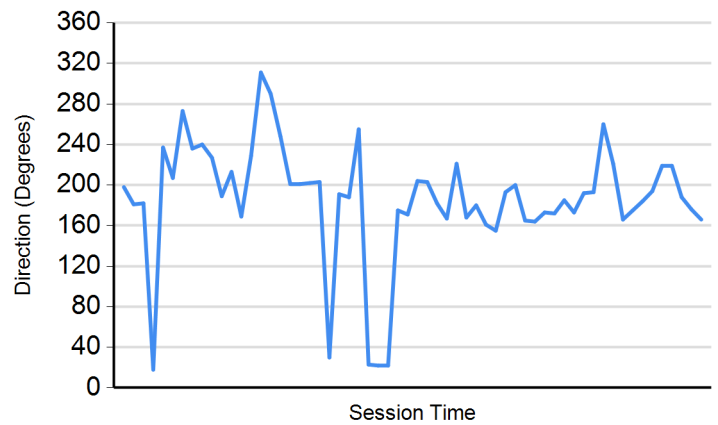


Wind Speed



Wind direction

North = 0°/360° Est = 90° South = 180° West = 270°





Autodromo Nazionale Monza
International GT Open
Free Practice - 1 - 2 - 3
Combined Results



Autodromo Nazionale Monza 5.793 m

Cls	N°	Entrant/Team	Nat	Driver 1	Nat	Driver 2	Nat	Vehicle	Cat	Cls	Laps	FP1	FP2	FP3	Best	Gap	Interval	Km/h			
1	9	2 Seas Motorsport	CRO	Martin Kodrić	CRO	Ethan Simioni	CAN	Mercedes AMG GT3 2020	PRO	1	28		1:48.031	6	3:12.906	2	1:48.031		193.0		
2	16	Vincenzo Sospiri Racing	ITA	Giacomo Altoè	ITA	Federico Leo	ITA	Lamborghini Huracan GT3 EVO	PRO	2	36		1:48.242	7	1:49.390	1	1:48.242	0.211	0.211	192.6	
3	47	AKM Motorsport	SMR	Loris Spinelli	ITA	Florian Scholze	DEU	Mercedes AMG GT3 - 2020	PROAM	1	71	1:48.849	1	1:48.762	1	1:48.444	6	1:48.444	0.413	0.202	192.3
4	73	Kessel Racing	CHE	Roman Ziemian	POL	Axcil Jefferies	ZWE	Ferrari 488 GT3 EVO	PROAM	2	70	1:50.770	1	1:48.505	1	1:49.078	2	1:48.505	0.474	0.061	192.2
5	18	Reno Racing	DNK	Marco Bonanomi	ITA	Jacopo Guidetti	ITA	Honda NSX GT3 Evo	PRO	3	52		1:48.527	1	1:49.016	2	1:48.527	0.496	0.022	192.1	
6	17	HP Racing International	DEU	Gerhard Tweraser	AUT	Jan Seyffert	DEU	Lamborghini Huracan GT3 EVO	PROAM	3	67	1:48.924	5	1:49.684	1	1:49.464	1	1:48.924	0.893	0.397	191.4
7	72	Inception Racing	GBR	Nick Moss	GBR	Joe Osborne	GBR	McLaren 720 S GT3	PROAM	4	77	1:48.971	1	1:49.648	4	1:49.023	2	1:48.971	0.940	0.047	191.3
8	10	Leipert Motorsport	DEU	Brendon Leitch	NZL	Tyler Cooke	USA	Lamborghini Huracan GT3 EVO	PROAM	5	52		1:49.023	7	1:50.237	2	1:49.023	0.992	0.052	191.2	
9	77	Lechner Racing	AUT	Al Faisal Al Zubair	OMN	Andy Soucek	ESP	Porsche 911 GT3-R II 2019	PRO	4	38		1:49.065	6	1:49.495	5	1:49.065	1.034	0.042	191.2	
10	63	Vincenzo Sospiri Racing	ITA	Michele Beretta	ITA	Freederik Schandorff	DNK	Lamborghini Huracan GT3 EVO	PRO	5	25		1:49.829	7	1:49.117	4	1:49.117	1.086	0.052	191.1	
11	25	Kessel Racing	CHE	Michael Dinan	USA			Ferrari 488 GT3 EVO	PRO	6	41		1:49.880	1	1:49.213	1	1:49.213	1.182	0.096	190.9	
12	19	Vincenzo Sospiri Racing	ITA	Baptiste Moulin	BEL	Yuki Nemoto	JPN	Lamborghini Huracan GT3 EVO	PRO	7	30		1:49.277	1	1:50.342	4	1:49.277	1.246	0.064	190.8	
13	11	Reno Racing	DNK	Jens Reno Møller	DNK	Marcus Pæverud	NOR	Honda NSX GT3 Evo	PROAM	6	55	1:50.774	3	1:49.924	2	1:49.283	2	1:49.283	1.252	0.006	190.8
14	7	Inception Racing	GBR	Brendan Iribe	USA	Ollie Millroy	GBR	McLaren 720 S GT3	PROAM	7	58	1:58.974	2	1:49.772	7	1:49.298	1	1:49.298	1.267	0.015	190.8
15	333	Rinaldi Racing	DEU	Benjamin Hites	CHE	Fabrizio Crestani	ITA	Ferrari 488 GT3 MY2020	PRO	8	50		1:49.454	8	1:49.716	1	1:49.454	1.423	0.156	190.5	
16	57	Nova Race Event	ITA	Luca Magnoni	ITA	Alberto Lippi	ITA	Honda NSX GT3 Evo	AM	1	76	1:50.265	1	1:50.046	2	1:50.180	2	1:50.046	2.015	0.592	189.5
17	24	A&P Racing Team PTT Tech Support	POL	Maciej Blazek	POL	Mateusz Lisowski	POL	Porsche 991 GT3 Cup gen 2	CUPPA	1	38		1:54.271	1	1:53.696	8	1:53.696	5.665	3.650	183.4	
18	33	Bonaldi Motorsport	ITA	Tomasz Magdziarz	POL	Daan Pijl	NLD	Porsche 911 GT3 Cup gen 2	CUPPA	2	67	1:55.773	1	1:54.538	1	1:54.073	1	1:54.073	6.042	0.377	182.8
19	53	Q1 by EMG Motorsport	BEL	Nicolas Vandierendonck	BEL	Dirk Schouten	NLD	Porsche 992 GT3 Cup	CUPPA	3	66	1:55.829	1	1:54.305	1	1:56.674	1	1:54.305	6.274	0.232	182.4
20	54	Q1 by EMG Motorsport	BEL	Jan Lauryszen	BEL			Porsche 992 GT3 Cup	CUPPA	4	34	1:55.055	7	1:54.403	1			1:54.403	6.372	0.098	182.2
21	26	Q1 by EMG Motorsport	BEL	Maciej Darmetko	POL	Artur Janosz	POL	Porsche 911 GT3 Cup gen 2	CUPPA	5	40	1:56.372	9	1:55.162	1	1:54.697	7	1:54.697	6.666	0.294	181.8
22	100	Bonaldi Motorsport	ITA	Jakub Dwernicki	POL	Jan Antoszewski	POL	Porsche 911 GT3 Cup gen 2	CUPPA	6	62	1:56.571	1	1:55.064	9	1:56.108	2	1:55.064	7.033	0.367	181.2
23	44	Eugenio Pisani	ITA	Eugenio Pisani	ITA	Stefano Bozzoni	ITA	Porsche 911 GT3 Cup gen 1	CUPPA	7	49	2:02.819	1	1:55.694	9	1:56.215	9	1:55.694	7.663	0.630	180.2
24	12	Ghinzani Motorsport	ITA	Glauco Solieri	ITA			Porsche 911 GT3 Cup gen 2	CUPAM	1	39		1:57.045	2	1:56.736	1	1:56.736	8.705	1.042	178.6	
25	32	Three Sixty Racing Team	AND	Fernando Fortes	BRA			Porsche 911 GT3 Cup gen 2	CUPAM	2	42	1:59.634	1	1:58.412	1	1:58.831	4	1:58.412	10.381	1.676	176.1
26	27	Three Sixty Racing Team	AND	Marcio Mauro	BRA			Porsche 911 GT3 Cup gen 2	CUPAM	3	46	1:59.995	1	1:58.578	8	1:59.066	7	1:58.578	10.547	0.166	175.8
27	126	Three Sixty Racing Team	ESP	Albert Estragués	ESP			Transam Euro Ford Mustang 2018	CUPAM	4	11	2:14.170	2	2:05.341	3	31:55.55	2	2:05.341	17.310	6.763	166.3


*** PENALTIES**

- CAR 17 TIME 1:49.561 DELETED TRACK LIMITS AT T 10
- CAR 100 TIME 1:58.329 DELETED TRACK LIMITS AT T 10
- CAR 17 TIME 1:49.411 DELETED TRACK LIMITS AT T 10
- CAR 54 TIME 1:55.011 DELETED TRACK LIMITS AT T 10
- CAR 53 TIME 1:56.348 DELETED TRACK LIMITS AT T 10

Published at:.....

Stewards:	Race Director:	Timekeeper: Luis Angel García Nuñez <i>[Signature]</i> JOB/I-0020-ESP
------------------	-----------------------	--





Autodromo Nazionale Monza

International GT Open

Free Practice - 1 - 2 - 3

Combined Results



Autodromo Nazionale Monza 5.793 m.

- CAR 73 TIME 1:52.971 DELETED TRACK LIMITS AT T 10
- CAR 44 TIME 1:56.336 DELETED TRACK LIMITS AT T 11 AND FOLLOWING LAP WILL ALSO BE DELETED
- CAR 9 TIME 1:48.301 DELETED TRACK LIMITS AT T 11 - FOLLOWING LAP WILL ALSO BE DELETED
- CAR 32 TIME 1:59.728 DELETED TRACK LIMITS AT T 11 FOLLOWING LAP WILL ALSO BE DELETED
- CAR 72 TIME 1:49.624 DELETED TRACK LIMITS AT T 11 FOLLOWING LAP WILL ALSO BE DELETED
- CAR 7 TIME 3:50.543 DELETED TRACK LIMITS AT T 11 FOLLOWING LAP WILL ALSO BE DELETED
- CAR 72 TIME 1:55.099 DELETED TRACK LIMITS AT T 11 FOLLOWING LAP WILL ALSO BE DELETED
- CAR 19 TIME 1:49.734 DELETED TRACK LIMITS AT T 10
- CAR 17 TIME 1:51.253 DELETED TRACK LIMITS AT T 11 - FOLLOWING LAP WILL ALSO BE DELETED
- CAR 333 TIME 1:49.970 DELETED TRACK LIMITS AT T 11 - FOLLOWING LAP WILL ALSO BE DELETED
- CAR 17 TIME 1:51.547 DELETED TRACK LIMITS AT T 11 - FOLLOWING LAP WILL ALSO BE DELETED
- CAR 57 TIME 1:53.215 DELETED TRACK LIMITS AT T 11 - FOLLOWING LAP WILL ALSO BE DELETED
- CAR 63 TIME 1:49.575 DELETED TRACK LIMITS AT T 11 - FOLLOWING LAP WILL ALSO BE DELETED
- CAR 7 TIME 1:51.505 DELETED TRACK LIMITS AT T 11 - FOLLOWING LAP WILL ALSO BE DELETED
- CAR 100 TIME 2:08.606 DELETED TRACK LIMITS AT T 11 - FOLLOWING LAP WILL ALSO BE DELETED

Published at:.....

Stewards:	Race Director:	Timekeeper: Luis Angel Garcia Nuñez JOB/I-0020-ESP
------------------	-----------------------	--

