



Autodromo Nazionale Monza
International GT Open
Free Practice - 2
Provisional Results



Autodromo Nazionale Monza 5.793 m

Cls	Nº	Entrant/Team	Nat	Driver 1	Nat	Driver 2	Nat	Vehicle	Cat	Cls	Laps	Best	Time	Gap	Interval	Km/h
1	9	2 Seas Motorsport	BHR	Martin Kodrić	HRV	Ethan Simioni	CAN	Mercedes AMG GT3 2020	PRO	1	21	6	1:48.031			193.0
2	16	Vincenzo Sospiri Racing	ITA	Giacomo Altoè	ITA	Federico Leo	ITA	Lamborghini Huracan GT3 EVO	PRO	2	22	7	1:48.242	0.211	0.211	192.6
3	73	Kessel Racing	CHE	Roman Ziemian	POL	Axcil Jefferies	ZWE	Ferrari 488 GT3 EVO	PROAM	1	25	17	1:48.505	0.474	0.263	192.2
4	18	Reno Racing	DNK	Marco Bonanomi	ITA	Jacopo Guidetti	ITA	Honda NSX GT3 Evo	PRO	3	24	12	1:48.527	0.496	0.022	192.1
5	47	AKM Motorsport	SMR	Loris Spinelli	ITA	Florian Scholze	DEU	Mercedes AMG GT3 - 2020	PROAM	2	24	11	1:48.762	0.731	0.235	191.7
6	10	Leipert Motorsport	DEU	Brendon Leitch	NZL	Tyler Cooke	USA	Lamborghini Huracan GT3 EVO	PROAM	3	22	7	1:49.023	0.992	0.261	191.2
7	77	Lechner Racing	AUT	Al Faisal Al Zubair	OMN	Andy Soucek	ESP	Porsche 911 GT3-R II 2019	PRO	4	25	6	1:49.065	1.034	0.042	191.2
8	19	Vincenzo Sospiri Racing	ITA	Baptiste Moulin	BEL	Yuki Nemoto	JPN	Lamborghini Huracan GT3 EVO	PRO	5	24	18	1:49.277	1.246	0.212	190.8
9	333	Rinaldi Racing	DEU	Benjamin Hites	CHE	Fabrizio Crestani	ITA	Ferrari 488 GT3 MY2020	PRO	6	23	8	1:49.454	1.423	0.177	190.5
10	72	Inception Racing	GBR	Nick Moss	GBR	Joe Osborne	GBR	McLaren 720 S GT3	PROAM	4	27	4	1:49.648	1.617	0.194	190.1
11	17	HP Racing International	DEU	Gerhard Tweraser	AUT	Jan Seyffert	DEU	Lamborghini Huracan GT3 EVO	PROAM	5	25	14	1:49.684	1.653	0.036	190.1
12	7	Inception Racing	GBR	Brendan Iribe	USA	Ollie Millroy	GBR	McLaren 720 S GT3	PROAM	6	26	7	1:49.772	1.741	0.088	189.9
13	63	Vincenzo Sospiri Racing	ITA	Michele Beretta	ITA	Frederik Schandorff	DNK	Lamborghini Huracan GT3 EVO	PRO	7	8	7	1:49.829	1.798	0.057	189.8
14	25	Kessel Racing	CHE	Michael Dinan	USA			Ferrari 488 GT3 EVO	PRO	8	22	10	1:49.880	1.849	0.051	189.7
15	11	Reno Racing	DNK	Jens Reno Møller	DNK	Marcus Pöverud	NOR	Honda NSX GT3 Evo	PROAM	7	26	23	1:49.924	1.893	0.044	189.7
16	57	Nova Race Event	ITA	Luca Magnoni	ITA	Alberto Lippi	ITA	Honda NSX GT3 Evo	AM	1	28	20	1:50.046	2.015	0.122	189.5
17	24	A&P Racing Team PTT Tech Support	POL	Maciej Blazek	POL	Mateusz Lisowski	POL	Porsche 991 GT3 Cup gen 2	CUPPA	1	20	18	1:54.271	6.240	4.225	182.5
18	53	Q1 by EMG Motorsport	BEL	Nicolas Vandierendonck	BEL	Dirk Schouten	NLD	Porsche 992 GT3 Cup	CUPPA	2	25	11	1:54.305	6.274	0.034	182.4
19	54	Q1 by EMG Motorsport	BEL	Jan Lauryssen	BEL			Porsche 992 GT3 Cup	CUPPA	3	21	12	1:54.403	6.372	0.098	182.2
20	33	Bonaldi Motorsport	ITA	Tomasz Magdziarz	POL	Daan Pijl	NLD	Porsche 911 GT3 Cup gen 2	CUPPA	4	24	15	1:54.538	6.507	0.135	182.0
21	100	Bonaldi Motorsport	ITA	Jakub Dwernicki	POL	Jan Antoszewski	POL	Porsche 911 GT3 Cup gen 2	CUPPA	5	19	9	1:55.064	7.033	0.526	181.2
22	26	Q1 by EMG Motorsport	BEL	Maciej Darmetko	POL	Artur Janosz	POL	Porsche 911 GT3 Cup gen 2	CUPPA	6	20	11	1:55.162	7.131	0.098	181.0
23	44	Eugenio Pisani	ITA	Eugenio Pisani	ITA	Stefano Bozzoni	ITA	Porsche 911 GT3 Cup gen 1	CUPPA	7	16	9	1:55.694	7.663	0.532	180.2
24	12	Ghinzani Motorsport	ITA	Glauco Solieri	ITA			Porsche 911 GT3 Cup gen 2	CUPAM	1	22	20	1:57.045	9.014	1.351	178.1
25	32	Three Sixty Racing Team	AND	Fernando Fortes	BRA			Porsche 911 GT3 Cup gen 2	CUPAM	2	22	17	1:58.412	10.381	1.367	176.1
26	27	Three Sixty Racing Team	AND	Marcio Mauro	BRA			Porsche 911 GT3 Cup gen 2	CUPAM	3	21	8	1:58.578	10.547	0.166	175.8
27	126	Three Sixty Racing Team	AND	Albert Estragués	ESP			Transam Euro Ford Mustang 2018	CUPAM	4	6	3	2:05.341	17.310	6.763	166.3

*** PENALTIES**

CAR 44 TIME 1:56.336 DELETED TRACK LIMITS AT T 11 AND FOLLOWING LAP WILL ALSO BE DELETED

CAR 9 TIME 1:48.301 DELETED TRACK LIMITS AT T 11 - FOLLOWING LAP WILL ALSO BE DELETED

CAR 32 TIME 1:59.728 DELETED TRACK LIMITS AT T 11 FOLLOWING LAP WILL ALSO BE DELETED

CAR 72 TIME 1:49.624 DELETED TRACK LIMITS AT T 11 FOLLOWING LAP WILL ALSO BE DELETED

CAR 7 TIME 3:50.543 DELETED TRACK LIMITS AT T 11 FOLLOWING LAP WILL ALSO BE DELETED

CAR 72 TIME 1:55.099 DELETED TRACK LIMITS AT T 11 FOLLOWING LAP WILL ALSO BE DELETED

Published at:.....

Track Temp: **29.2 °C** Air Temp: **22.0 °C** Humidity: **63 %** Track Status: **DRY**

Stewards:


Race Director:

Timekeeper:

Luís Angel García Nuñez

JOB/I-0020-ESP





Autodromo Nazionale Monza
International GT Open
Free Practice - 2
Provisional Results




CAR 19 TIME 1:49.734 DELETED TRACK LIMITS AT T 10

Published at:.....

Track Temp: **29.2 °C** Air Temp: **22.0 °C** Humidity: **63 %** Track Status: **DRY**

Stewards:	Race Director:	Timekeeper:  Luis Angel Garcia Nuñez JOB/I-0020-ESP
------------------	-----------------------	--





Autodromo Nazionale Monza
International GT Open
Free Practice - 2
Provisional Results by Category



Cls	N°	Entrant/Team	Nat	Driver 1	Nat	Driver 2	Nat	Vehicle	Cat	Cls	Laps	Best	Time	Gap	Interval	Km/h
PRO																
1	9	2 Seas Motorsport	ITA	Martin Kodrić	HRV	Ethan Simioni	CAN	Mercedes AMG GT3 2020	PRO	1	21	6	1:48.031			193.0
2	16	Vincenzo Sospiri Racing	ITA	Giacomo Altoè	ITA	Federico Leo	ITA	Lamborghini Huracan GT3 EVO	PRO	2	22	7	1:48.242	0.211	0.211	192.6
3	18	Reno Racing	DNK	Marco Bonanomi	ITA	Jacopo Guidetti	ITA	Honda NSX GT3 Evo	PRO	3	24	12	1:48.527	0.496	0.285	192.1
4	77	Lechner Racing	AUT	Al Faisal Al Zubair	OMN	Andy Soucek	ESP	Porsche 911 GT3-R II 2019	PRO	4	25	6	1:49.065	1.034	0.538	191.2
5	19	Vincenzo Sospiri Racing	ITA	Baptiste Moulin	BEL	Yuki Nemoto	JPN	Lamborghini Huracan GT3 EVO	PRO	5	24	18	1:49.277	1.246	0.212	190.8
6	333	Rinaldi Racing	DEU	Benjamin Hites	CHL	Fabrizio Crestani	ITA	Ferrari 488 GT3 MY2020	PRO	6	23	8	1:49.454	1.423	0.177	190.5
7	63	Vincenzo Sospiri Racing	ITA	Michele Beretta	ITA	Frederik Schandorff	DNK	Lamborghini Huracan GT3 EVO	PRO	7	8	7	1:49.829	1.798	0.375	189.8
8	25	Kessel Racing	CHE	Michael Dinan	USA			Ferrari 488 GT3 EVO	PRO	8	22	10	1:49.880	1.849	0.051	189.7
PROAM																
1	73	Kessel Racing	CHE	Roman Ziemian	POL	Axcil Jefferies	ZWE	Ferrari 488 GT3 EVO	PROAM	1	25	17	1:48.505			192.2
2	47	AKM Motorsport	ITA	Loris Spinelli	ITA	Florian Scholze	DEU	Mercedes AMG GT3 - 2020	PROAM	2	24	11	1:48.762	0.257	0.257	191.7
3	10	Leipert Motorsport	DEU	Brendon Leitch	NZL	Tyler Cooke	USA	Lamborghini Huracan GT3 EVO	PROAM	3	22	7	1:49.023	0.518	0.261	191.2
4	72	Inception Racing	GBR	Nick Moss	GBR	Joe Osborne	GBR	McLaren 720 S GT3	PROAM	4	27	4	1:49.648	1.143	0.625	190.1
5	17	HP Racing International	DEU	Gerhard Tweraser	AUT	Jan Seyffert	DEU	Lamborghini Huracan GT3 EVO	PROAM	5	25	14	1:49.684	1.179	0.036	190.1
6	7	Inception Racing	GBR	Brendan Iribe	USA	Ollie Millroy	DEU	McLaren 720 S GT3	PROAM	6	26	7	1:49.772	1.267	0.088	189.9
7	11	Reno Racing	DNK	Jens Reno Møller	DNK	Marcus Pæverud	NOR	Honda NSX GT3 Evo	PROAM	7	26	23	1:49.924	1.419	0.152	189.7
AM																
1	57	Nova Race Event	ITA	Luca Magnoni	ITA	Alberto Lippi	ITA	Honda NSX GT3 Evo	AM	1	28	20	1:50.046			189.5
CUPPA																
1	24	A&P Racing Team PTT Tech Support	POL	Maciej Blazek	POL	Mateusz Lisowski	POL	Porsche 991 GT3 Cup gen 2	CUPPA	1	20	18	1:54.271			182.5
2	53	Q1 by EMG Motorsport	BEL	Nicolas Vandierendonck	BEL	Dirk Schouten	NLD	Porsche 992 GT3 Cup	CUPPA	2	25	11	1:54.305	0.034	0.034	182.4
3	54	Q1 by EMG Motorsport	BEL	Jan Lauryssen	BEL			Porsche 992 GT3 Cup	CUPPA	3	21	12	1:54.403	0.132	0.098	182.2
4	33	Bonaldi Motorsport	ITA	Tomasz Magdziarz	POL	Daan Pijl	NLD	Porsche 911 GT3 Cup gen 2	CUPPA	4	24	15	1:54.538	0.267	0.135	182.0
5	100	Bonaldi Motorsport	ITA	Jakub Dwernicki	POL	Jan Antoszewski	POL	Porsche 911 GT3 Cup gen 2	CUPPA	5	19	9	1:55.064	0.793	0.526	181.2
6	26	Q1 by EMG Motorsport	BEL	Maciej Darmetko	POL	Artur Janosz	POL	Porsche 911 GT3 Cup gen 2	CUPPA	6	20	11	1:55.162	0.891	0.098	181.0
7	44	Eugenio Pisani	ITA	Eugenio Pisani	ITA	Stefano Bozzoni	ITA	Porsche 911 GT3 Cup gen 1	CUPPA	7	16	9	1:55.694	1.423	0.532	180.2
CUPAM																
1	12	Ghinzani Motorsport	ITA	Glauco Solieri	ITA			Porsche 911 GT3 Cup gen 2	CUPAM	1	22	20	1:57.045			178.1
2	32	Three Sixty Racing Team	AND	Fernando Fortes	BRA			Porsche 911 GT3 Cup gen 2	CUPAM	2	22	17	1:58.412	1.367	1.367	176.1
3	27	Three Sixty Racing Team	AND	Marcio Mauro	BRA			Porsche 911 GT3 Cup gen 2	CUPAM	3	21	8	1:58.578	1.533	0.166	175.8

Published at:.....

Track Temp: 29.2 °C Air Temp: 22.0 °C Humidity: 63 % Track Status: DRY


Stewards:

Race Director:

Timekeeper: Luis Angel Garcia Nuñez

JOB/I-0020-ESP





Autodromo Nazionale Monza
International GT Open
Free Practice - 2
Provisional Results by Category



Autodromo Nazionale Monza 5.793 m.

Cls	Nº	Entrant/Team	Nat	Driver 1	Nat	Driver 2	Nat	Vehicle	Cat	Cls	Laps	Best	Time	Gap	Interval	Km/h
4	126	Three Sixty Racing Team		Albert Estragués				Transam Euro Ford Mustang 2018	CUPAM	4	6	3	2:05.341	8.296	6.763	166.3

*** PENALTIES**

CAR 44 TIME 1:56.336 DELETED TRACK LIMITS AT T 11 AND FOLLOWING LAP WILL ALSO BE DELETED

CAR 9 TIME 1:48.301 DELETED TRACK LIMITS AT T 11 - FOLLOWING LAP WILL ALSO BE DELETED

CAR 32 TIME 1:59.728 DELETED TRACK LIMITS AT T 11 FOLLOWING LAP WILL ALSO BE DELETED

CAR 72 TIME 1:49.624 DELETED TRACK LIMITS AT T 11 FOLLOWING LAP WILL ALSO BE DELETED

CAR 7 TIME 3:50.543 DELETED TRACK LIMITS AT T 11 FOLLOWING LAP WILL ALSO BE DELETED

CAR 72 TIME 1:55.099 DELETED TRACK LIMITS AT T 11 FOLLOWING LAP WILL ALSO BE DELETED

CAR 19 TIME 1:49.734 DELETED TRACK LIMITS AT T 10

Published at:.....

Track Temp: **29.2 °C** Air Temp: **22.0 °C** Humidity: **63 %** Track Status: **DRY**

Stewards:


Race Director:

Timekeeper:

Luís Angel García Nuñez

JOB/I-0020-ESP





Autodromo Nazionale Monza
International GT Open
Free Practice - 2
Provisional Results by Class



Cls	Nº	Entrant/Team	Nat	Driver 1	Nat	Driver 2	Nat	Vehicle	Cat	Cls	Laps	Best	Time	Gap	Interval	Km/h
International GT Open																
1	9	2 Seas Motorsport	BHR	Martin Kodrić	HRV	Ethan Simioni	CAN	Mercedes AMG GT3 2020	PRO	1	21	6	1:48.031			193.0
2	16	Vincenzo Sospiri Racing	ITA	Giacomo Altoè	ITA	Federico Leo	ITA	Lamborghini Huracan GT3 EVO	PRO	2	22	7	1:48.242	0.211	0.211	192.6
3	73	Kessel Racing	CHE	Roman Ziemian	POL	Axcil Jefferies	ZWE	Ferrari 488 GT3 EVO	PROAM	1	25	17	1:48.505	0.474	0.263	192.2
4	18	Reno Racing	DNK	Marco Bonanomi	ITA	Jacopo Guidetti	ITA	Honda NSX GT3 Evo	PRO	3	24	12	1:48.527	0.496	0.022	192.1
5	47	AKM Motorsport	SAR	Loris Spinelli	ITA	Florian Scholze	DEU	Mercedes AMG GT3 - 2020	PROAM	2	24	11	1:48.762	0.731	0.235	191.7
6	10	Leipert Motorsport	DEU	Brendon Leitch	NZL	Tyler Cooke	USA	Lamborghini Huracan GT3 EVO	PROAM	3	22	7	1:49.023	0.992	0.261	191.2
7	77	Lechner Racing	AUT	Al Faisal Al Zubair	OMN	Andy Soucek	ESP	Porsche 911 GT3-R II 2019	PRO	4	25	6	1:49.065	1.034	0.042	191.2
8	19	Vincenzo Sospiri Racing	ITA	Baptiste Moulin	BEL	Yuki Nemoto	JPN	Lamborghini Huracan GT3 EVO	PRO	5	24	18	1:49.277	1.246	0.212	190.8
9	333	Rinaldi Racing	DEU	Benjamin Hites	CHE	Fabrizio Crestani	ITA	Ferrari 488 GT3 MY2020	PRO	6	23	8	1:49.454	1.423	0.177	190.5
10	72	Inception Racing	GBR	Nick Moss	GBR	Joe Osborne	GBR	McLaren 720 S GT3	PROAM	4	27	4	1:49.648	1.617	0.194	190.1
11	17	HP Racing International	DEU	Gerhard Tweraser	AUT	Jan Seyffert	DEU	Lamborghini Huracan GT3 EVO	PROAM	5	25	14	1:49.684	1.653	0.036	190.1
12	7	Inception Racing	GBR	Brendan Iribe	USA	Ollie Millroy	GBR	McLaren 720 S GT3	PROAM	6	26	7	1:49.772	1.741	0.088	189.9
13	63	Vincenzo Sospiri Racing	ITA	Michele Beretta	ITA	Frederik Schandorff	DNK	Lamborghini Huracan GT3 EVO	PRO	7	8	7	1:49.829	1.798	0.057	189.8
14	25	Kessel Racing	CHE	Michael Dinan	USA		USA	Ferrari 488 GT3 EVO	PRO	8	22	10	1:49.880	1.849	0.051	189.7
15	11	Reno Racing	DNK	Jens Reno Møller	DNK	Marcus Pöverud	NOR	Honda NSX GT3 Evo	PROAM	7	26	23	1:49.924	1.893	0.044	189.7
16	57	Nova Race Event	ITA	Luca Magnoni	ITA	Alberto Lippi	ITA	Honda NSX GT3 Evo	AM	1	28	20	1:50.046	2.015	0.122	189.5
GT Open Cup Europe																
1	24	A&P Racing Team PTT Tech Support	POL	Maciej Blazek	POL	Mateusz Lisowski	POL	Porsche 991 GT3 Cup gen 2	CUPPA	1	20	18	1:54.271			182.5
2	53	Q1 by EMG Motorsport	BEL	Nicolas Vandierendonck	BEL	Dirk Schouten	NLD	Porsche 992 GT3 Cup	CUPPA	2	25	11	1:54.305	0.034	0.034	182.4
3	54	Q1 by EMG Motorsport	BEL	Jan Laurysen	BEL			Porsche 992 GT3 Cup	CUPPA	3	21	12	1:54.403	0.132	0.098	182.2
4	33	Bonaldi Motorsport	ITA	Tomasz Magdziarz	POL	Daan Pijl	NLD	Porsche 911 GT3 Cup gen 2	CUPPA	4	24	15	1:54.538	0.267	0.135	182.0
5	100	Bonaldi Motorsport	ITA	Jakub Dwernicki	POL	Jan Antoszewski	POL	Porsche 911 GT3 Cup gen 2	CUPPA	5	19	9	1:55.064	0.793	0.526	181.2
6	26	Q1 by EMG Motorsport	BEL	Maciej Darmetko	POL	Artur Janosz	POL	Porsche 911 GT3 Cup gen 2	CUPPA	6	20	11	1:55.162	0.891	0.098	181.0
7	44	Eugenio Pisani	ITA	Eugenio Pisani	ITA	Stefano Bozzoni	ITA	Porsche 911 GT3 Cup gen 1	CUPPA	7	16	9	1:55.694	1.423	0.532	180.2
8	12	Ghinzani Motorsport	ITA	Glauco Solieri	ITA			Porsche 911 GT3 Cup gen 2	CUPAM	1	22	20	1:57.045	2.774	1.351	178.1
9	32	Three Sixty Racing Team	AND	Fernando Fortes	BRA			Porsche 911 GT3 Cup gen 2	CUPAM	2	22	17	1:58.412	4.141	1.367	176.1
10	27	Three Sixty Racing Team	AND	Marcio Mauro	BRA			Porsche 911 GT3 Cup gen 2	CUPAM	3	21	8	1:58.578	4.307	0.166	175.8
11	126	Three Sixty Racing Team	AND	Albert Estragués	ESP			Transam Euro Ford Mustang 2018	CUPAM	4	6	3	2:05.341	11.070	6.763	166.3

*** PENALTIES**

CAR 44 TIME 1:56.336 DELETED TRACK LIMITS AT T 11 AND FOLLOWING LAP WILL ALSO BE DELETED


CAR 9 TIME 1:48.301 DELETED TRACK LIMITS AT T 11 - FOLLOWING LAP WILL ALSO BE DELETED

Published at:.....

Track Temp: **29.2 °C** Air Temp: **22.0 °C** Humidity: **63 %** Track Status: **DRY**

Stewards:	Race Director:	Timekeeper: Luis Angel García Nuñez JOB/I-0020-ESP
------------------	-----------------------	--





Autodromo Nazionale Monza
International GT Open
Free Practice - 2
Provisional Results by Class



CAR 32 TIME 1:59.728 DELETED TRACK LIMITS AT T 11 FOLLOWING LAP WILL ALSO BE DELETED
 CAR 72 TIME 1:49.624 DELETED TRACK LIMITS AT T 11 FOLLOWING LAP WILL ALSO BE DELETED
 CAR 7 TIME 3:50.543 DELETED TRACK LIMITS AT T 11 FOLLOWING LAP WILL ALSO BE DELETED
 CAR 72 TIME 1:55.099 DELETED TRACK LIMITS AT T 11 FOLLOWING LAP WILL ALSO BE DELETED
 CAR 19 TIME 1:49.734 DELETED TRACK LIMITS AT T 10

Published at:.....

Track Temp: **29.2 °C** Air Temp: **22.0 °C** Humidity: **63 %** Track Status: **DRY**

Stewards:	Race Director:	Timekeeper:  Luis Angel Garcia Nuñez JOB/I-0020-ESP
------------------	-----------------------	--





Autodromo Nazionale Monza
International GT Open
Free Practice - 2
Lap Analysis



7							10								
Brendan Iribe							Brendon Leitch								
McLaren 720 S GT3							Lamborghini Huracan GT3 EVO								
PROAM							PROAM								
Ollie Millroy							Tyler Cooke								
Inception Racing							Leipert Motorsport								
Lap	D	Time	Sector 1	Sector 2	Sector 3	T. Spd	Elapsed	Lap	D	Time	Sector 1	Sector 2	Sector 3	T. Spd	Elapsed
1		11:02:21.881	11:01:04.538	39.011	38.332	202.6	11:02:21.881	1		11:04:24.765	11:02:59.771	42.601	42.393	195.6	11:04:24.765
2		1:51.723	35.226	38.529	37.968	268.6	11:04:13.604	2		1:50.601	35.244	37.538	37.819	270.0	11:06:15.366
3		1:51.508	34.999	38.508	38.001	271.3	11:06:05.112	3		1:50.075	34.945	37.525	37.605	270.0	11:08:05.441
4		1:50.281	34.928	37.451	37.902	270.6	11:07:55.393	4		1:50.813	34.732	38.540	37.541	270.6	11:09:56.254
5		1:55.531 P	34.815	37.575	43.141	273.4	11:09:50.924	5		1:49.963	34.893	37.547	37.523	270.6	11:11:46.217
6		5:19.510	4:03.688	37.944	37.878	210.1	11:15:10.434	6		1:49.168	34.674	37.090	37.404	270.6	11:13:35.385
7		1:49.772	34.862	37.187	37.723	270.0	11:17:00.206	7		1:49.023	34.579	37.090	37.354	269.3	11:15:24.408
8		1:50.726	34.942	37.707	38.077	273.4	11:18:50.932	8		1:55.615 P	34.721	37.237	43.657	269.3	11:17:20.023
9		1:56.140 P	34.737	37.451	43.952	273.4	11:20:47.072	9		4:13.639	2:57.028	38.015	38.596	208.8	11:21:33.662
10		3:50.543	2:35.076	37.441	38.026	210.5	11:24:37.615	10		1:51.497	35.085	38.191	38.221	271.3	11:23:25.159
11		4:50.302	34.858	37.568	37.876	270.0	11:26:27.917	11		1:51.231	35.081	38.061	38.089	269.3	11:25:16.390
12		1:51.332	35.064	38.045	38.223	270.0	11:28:19.249	12		1:50.333	35.025	37.386	37.922	268.6	11:27:06.723
13		1:55.751 P	34.807	37.459	43.485	271.3	11:30:15.000	13		1:50.638	34.889	37.486	38.263	270.6	11:28:57.361
14		4:20.684	3:05.195	37.468	38.021	169.8	11:34:35.684	14		1:50.404	35.142	37.283	37.979	271.3	11:30:47.765
15		1:50.681	34.955	37.508	38.218	270.6	11:36:26.365	15		1:50.268	34.912	37.520	37.836	271.3	11:32:38.033
16		1:56.805 P	35.061	37.612	44.132	269.3	11:38:23.170	16		1:49.801	34.861	37.159	37.781	270.6	11:34:27.834
17		6:49.488	5:29.977	38.903	40.608	171.9	11:45:12.658	17		1:49.854	34.929	37.189	37.736	270.0	11:36:17.688
18		1:51.692	35.399	38.007	38.286	267.3	11:47:04.350	18		1:56.752 P	35.053	38.167	43.532	270.0	11:38:14.440
19		1:51.677	35.535	37.378	38.764	268.6	11:48:56.027	19		6:13.711	4:57.958	37.719	38.034	208.0	11:44:28.151
20		1:51.259	35.181	37.836	38.242	268.6	11:50:47.286	20		1:50.993	35.469	37.532	37.992	268.6	11:46:19.144
21		1:50.878	35.212	37.538	38.128	268.6	11:52:38.164	21		1:50.657	35.200	37.493	37.964	269.3	11:48:09.801
22		1:51.114	35.237	37.581	38.296	270.6	11:54:29.278	22		1:58.437 P	35.076	38.680	44.681	270.6	11:50:08.238
23		3:14.515	35.083	1:06.661	1:32.771	270.0	11:57:43.793								
24		1:57.682	40.415	38.472	38.795	237.3	11:59:41.475								
25		1:52.059	35.421	38.266	38.372	267.9	12:01:33.534								
26		1:57.452 P	35.322	38.108	44.022	268.6	12:03:30.986								

9							11								
Martin Kodrić							Jens Reno Møller								
Mercedes AMG GT3 2020							Honda NSX GT3 Evo								
PRO							PROAM								
Ethan Simioni							Marcus Pöverud								
2 Seas Motorsport							Reno Racing								
Lap	D	Time	Sector 1	Sector 2	Sector 3	T. Spd	Elapsed	Lap	D	Time	Sector 1	Sector 2	Sector 3	T. Spd	Elapsed
1		11:07:10.144	11:05:50.486	41.010	38.648	193.8	11:07:10.144	1		11:02:52.179	11:01:31.509	40.762	39.908	166.9	11:02:52.179
2		1:49.098	35.073	36.894	37.131	267.9	11:08:59.242	2		1:53.102	35.441	38.186	39.475	267.9	11:04:45.281
3		1:49.729	35.490	37.402	36.837	272.0	11:10:48.971	3		1:55.569	36.033	40.854	38.682	274.1	11:06:40.850
4		1:48.419	34.719	36.877	36.823	272.0	11:12:37.390	4		1:53.741	35.374	39.228	39.139	272.7	11:08:34.591
5		1:48.846	34.592	37.308	36.946	271.3	11:14:26.236	5		2:00.380 P	35.483	39.681	45.216	272.0	11:10:34.971
6		1:48.031	34.537	36.626	36.868	272.7	11:16:14.267	6		4:29.504	3:12.181	38.624	38.699	169.8	11:15:04.475
7		4:49.304	34.525	36.578	37.198	272.7	11:18:02.568	7		1:51.693	35.050	38.319	38.324	272.0	11:16:56.168
8		4:54.132 P	34.504	36.786	42.842	274.8	11:19:56.700	8		1:52.722	35.064	39.011	38.647	273.4	11:18:48.890
9		3:47.716	2:32.867	37.710	37.139	170.3	11:23:44.416	9		2:01.574 P	37.359	38.758	45.457	272.7	11:20:50.464
10		1:48.561	34.599	36.943	37.019	272.0	11:25:32.977	10		3:55.959	2:39.249	37.870	38.840	211.7	11:24:46.423
11		1:48.603	34.572	37.032	36.999	270.0	11:27:21.580	11		1:51.176	35.181	37.644	38.351	269.3	11:26:37.599
12		1:48.161	34.499	36.660	37.002	270.0	11:29:09.741	12		1:50.683	35.046	37.414	38.223	271.3	11:28:28.282
13		1:48.338	34.537	36.842	36.959	272.0	11:30:58.079	13		1:50.519	34.974	37.330	38.215	272.7	11:30:18.801
14		1:53.648 P	34.405	36.793	42.450	272.0	11:32:51.727	14		1:58.066 P	35.001	37.634	45.431	274.1	11:32:16.867
15		11:06.945	9:43.733	40.940	42.272	129.0	11:43:58.672	15		3:02.748	1:46.123	38.169	38.456	211.3	11:35:19.615
16		1:54.356	35.793	38.408	40.155	216.8	11:45:53.028	16		1:50.298	34.766	37.581	37.951	272.0	11:37:09.913
17		1:51.889	35.652	38.377	37.860	257.1	11:47:44.917	17		1:50.779	34.849	37.792	38.138	271.3	11:39:00.692
18		2:02.121 P	34.929	39.337	47.855	270.0	11:49:47.038	18		1:58.811 P	35.491	38.793	44.527	271.3	11:40:59.503
19		3:09.072 P	1:48.143	37.864	43.065	211.3	11:52:56.110	19		2:55.582	1:38.122	38.814	38.646	211.7	11:43:55.085
20		4:15.470 P	1:45.859	54.804	1:34.807	212.5	11:57:11.580	20		1:50.454	34.860	37.498	38.096	272.7	11:45:45.539
21		3:11.501 P	1:50.186	38.654	42.661	210.9	12:00:23.081	21		1:50.057	34.782	37.495	37.780	272.7	11:47:35.596
								22		1:51.289	34.796	38.408	38.085	272.0	11:49:26.885
								23		1:49.924	34.819	37.364	37.741	266.6	11:51:16.809
								24		1:51.440	34.787	38.340	38.313	272.0	11:53:08.249
								25		1:51.505	34.649	37.713	39.143	272.0	11:54:59.754
								26		3:21.069 P	59.757	1:21.639	59.673	272.7	11:58:20.823





Autodromo Nazionale Monza
International GT Open
Free Practice - 2
Lap Analysis



12 Glauco Solieri Porsche 911 GT3 Cup gen 2 **17** Gerhard Tweraser Lamborghini Huracan GT3 EVO

CUPAM							Ghinzani Motorsport						PROAM						Jan Seyffert						HP Racing International																																																																																																																																																																																														
Lap	D	Time	Sector 1	Sector 2	Sector 3	T. Spd	Elapsed	Lap	D	Time	Sector 1	Sector 2	Sector 3	T. Spd	Elapsed	Lap	D	Time	Sector 1	Sector 2	Sector 3	T. Spd	Elapsed	Lap	D	Time	Sector 1	Sector 2	Sector 3	T. Spd	Elapsed																																																																																																																																																																																								
1		11:02:54.777	11:01:22.962	46.692	45.123	120.8	11:02:54.777	1		11:03:36.286	11:02:18.051	39.323	38.912	201.8	11:03:36.286	2		1:51.586	35.033	38.225	38.328	270.0	11:05:27.872	3		1:59.488	37.309	40.909	41.270	252.3	11:06:56.372	4		1:54.482	38.208	37.809	38.465	270.0	11:07:22.354	5		1:59.267	37.307	40.838	41.122	241.0	11:08:55.639	6		1:57.491	36.686	40.121	40.684	264.7	11:10:53.130	7		2:11.454 P	37.081	42.229	52.144	263.4	11:13:04.584	8		6:50.024	5:20.476	42.009	47.539	190.1	11:19:54.608	9		1:58.756	37.215	40.431	41.110	260.8	11:21:53.364	10		1:58.765	37.672	40.044	41.049	249.4	11:23:52.129	11		1:58.205	37.111	39.985	41.109	248.2	11:25:50.334	12		1:57.979	36.933	40.092	40.954	262.1	11:27:48.313	13		1:57.855	36.795	40.055	41.005	263.4	11:29:46.168	14		1:57.248	36.526	39.982	40.740	262.1	11:31:43.416	15		1:58.419	36.642	39.874	41.903	264.0	11:33:41.835	16		1:57.098	36.570	39.917	40.611	264.7	11:35:38.933	17		1:57.067	37.060	39.474	40.533	260.2	11:37:36.000	18		2:10.077 P	39.812	41.054	49.211	174.1	11:39:46.077	19		8:31.798	7:10.207	40.596	40.995	193.2	11:48:17.875	20		1:57.329	36.933	39.828	40.568	262.1	11:50:15.204	21		1:57.045	37.125	39.535	40.385	253.5	11:52:12.249	22		1:57.391	36.659	39.549	41.183	262.1	11:54:09.640	23		3:43.448 P	36.647	55.849	1:40.652	262.7	11:57:22.788	24		3:19.269	1:00.404	1:23.387	55.478	205.7	11:58:20.760	25		1:50.402	35.049	37.375	37.978	266.6	12:00:11.162	26		2:00.715 P	35.072	38.139	47.504	268.6	12:02:11.877

16 Giacomo Altoè Lamborghini Huracan GT3 EVO

PRO							Vincenzo Sospiri Racing						Marco Bonanomi						Reno Racing																																																																																																																																																																																																																				
Lap	D	Time	Sector 1	Sector 2	Sector 3	T. Spd	Elapsed	Lap	D	Time	Sector 1	Sector 2	Sector 3	T. Spd	Elapsed	Lap	D	Time	Sector 1	Sector 2	Sector 3	T. Spd	Elapsed	Lap	D	Time	Sector 1	Sector 2	Sector 3	T. Spd	Elapsed																																																																																																																																																																																																								
1		11:11:21.291	11:10:05.009	38.305	37.977	206.8	11:11:21.291	1		11:04:08.629	11:02:49.670	39.164	39.795	145.5	11:04:08.629	2		1:48.949	34.816	36.888	37.245	268.6	11:13:10.240	3		1:48.416	34.475	36.635	37.306	270.0	11:14:58.656	4		1:49.588	34.649	36.711	38.228	270.0	11:16:48.244	5		1:48.659	34.775	36.688	37.196	276.2	11:18:36.903	6		1:48.301	34.616	36.673	37.012	269.3	11:20:25.204	7		1:48.242	34.577	36.724	36.941	269.3	11:22:13.446	8		1:54.307 P	34.516	36.730	43.061	271.3	11:24:07.753	9		6:52.962	5:38.135	37.430	37.397	210.1	11:31:00.715	10		1:48.826	34.607	36.978	37.241	269.3	11:32:49.541	11		1:48.631	34.677	36.938	37.016	270.6	11:34:38.172	12		1:48.681	34.589	36.832	37.260	271.3	11:36:26.853	13		1:49.800	34.980	37.344	37.476	272.7	11:38:16.653	14		1:49.021	34.847	36.960	37.214	268.6	11:40:05.674	15		1:49.113	34.626	37.127	37.360	268.6	11:41:54.787	16		1:56.423 P	34.710	36.809	44.904	267.9	11:43:51.210	17		3:48.130	2:33.097	37.522	37.511	188.1	11:47:39.340	18		1:49.117	34.704	37.006	37.407	269.3	11:49:28.457	19		1:49.120	34.805	36.932	37.383	268.6	11:51:17.577	20		1:49.293	34.709	37.330	37.254	270.6	11:53:06.870	21		1:49.886	34.704	37.703	37.479	270.6	11:54:56.756	22		3:20.615 P	59.805	1:21.172	59.638	269.3	11:58:17.371	23		1:48.625	34.519	36.882	37.224	270.6	11:43:21.612	24		1:49.875	34.405	36.966	38.504	276.2	11:45:11.487	25		1:55.508 P	34.581	37.313	43.614	275.5	11:47:06.995	26		5:33.209	4:18.118	37.625	37.466	197.0	11:52:40.204	27		1:50.096	34.643	37.153	38.300	272.0	11:54:30.300	28		3:18.692 P	34.531	1:09.826	1:34.335	274.8	11:57:48.992

PRO							Marco Bonanomi						Reno Racing																																																																																																																																																																																										
Lap	D	Time	Sector 1	Sector 2	Sector 3	T. Spd	Elapsed	Lap	D	Time	Sector 1	Sector 2	Sector 3	T. Spd	Elapsed	Lap	D	Time	Sector 1	Sector 2	Sector 3	T. Spd	Elapsed																																																																																																																																																																																
1		11:04:08.629	11:02:49.670	39.164	39.795	145.5	11:04:08.629	1		11:04:08.629	11:02:49.670	39.164	39.795	145.5	11:04:08.629	2		1:49.226	34.741	37.151	37.334	272.7	11:05:57.855	3		1:49.067	34.535	37.241	37.291	274.1	11:07:46.922	4		1:48.529	34.397	36.853	37.279	274.1	11:09:35.451	5		1:55.187 P	34.549	37.255	43.383	274.1	11:11:30.638	6		3:07.087	1:45.790	37.290	44.007	209.3	11:14:37.725	7		1:48.907	34.679	36.831	37.397	271.3	11:16:26.632	8		1:48.719	34.596	36.938	37.185	273.4	11:18:15.351	9		1:54.081 P	34.602	36.806	42.673	271.3	11:20:09.432	10		3:51.262	2:34.653	37.269	39.340	211.3	11:24:00.694	11		1:49.222	34.447	36.799	37.976	274.8	11:25:49.916	12		1:48.527	34.514	36.795	37.218	270.6	11:27:38.443	13		1:53.847 P	34.440	36.949	42.458	274.1	11:29:32.290	14		3:20.979	2:06.526	37.085	37.368	215.1	11:32:53.269	15		1:48.951	34.627	36.874	37.450	274.8	11:34:42.220	16		1:54.956 P	34.526	37.314	43.116	274.1	11:36:37.176	17		3:06.091	1:45.888	37.652	42.551	172.8	11:39:43.267	18		1:49.720	34.482	37.722	37.516	272.7	11:41:32.987	19		1:48.625	34.519	36.882	37.224	270.6	11:43:21.612	20		1:49.875	34.405	36.966	38.504	276.2	11:45:11.487	21		1:55.508 P	34.581	37.313	43.614	275.5	11:47:06.995	22		5:33.209	4:18.118	37.625	37.466	197.0	11:52:40.204	23		1:50.096	34.643	37.153	38.300	272.0	11:54:30.300	24		3:18.692 P	34.531	1:09.826	1:34.335	274.8	11:57:48.992





Autodromo Nazionale Monza
International GT Open
Free Practice - 2
Lap Analysis



19							25										
PRO			Yuki Nemoto				Vincenzo Sospiri Racing				PRO			Kessel Racing			
Lap	D	Time	Sector 1	Sector 2	Sector 3	T. Spd	Elapsed	Lap	D	Time	Sector 1	Sector 2	Sector 3	T. Spd	Elapsed		
1		11:02:55.163	11:01:35.876	40.086	39.201	205.7	11:02:55.163	1		11:03:41.498	11:02:22.453	39.455	39.590	196.7	11:03:41.498		
2		1:52.040	35.615	38.031	38.394	270.6	11:04:47.203	2		1:51.577	35.391	38.043	38.143	269.3	11:05:33.075		
3		1:54.473	35.296	40.709	38.468	272.7	11:06:41.676	3		1:50.640	34.902	37.720	38.018	272.0	11:07:23.715		
4		1:51.733	35.264	38.119	38.350	267.3	11:08:33.409	4		1:50.383	35.164	37.434	37.785	268.6	11:09:14.098		
5		1:51.131	35.180	37.617	38.334	267.3	11:10:24.540	5		1:49.917	34.912	37.270	37.735	272.0	11:11:04.015		
6		1:50.847	35.099	37.754	37.994	267.9	11:12:15.387	6		1:50.128	34.718	37.597	37.813	272.0	11:12:54.143		
7		1:56.440 P	35.009	37.532	43.899	267.3	11:14:11.827	7		1:56.032 P	34.870	37.322	43.840	270.6	11:14:50.175		
8		4:55.949	3:34.083	38.685	43.181	204.5	11:19:07.776	8		5:27.708	4:12.351	37.639	37.718	208.4	11:20:17.883		
9		1:50.643	35.137	37.474	38.032	267.3	11:20:58.419	9		1:50.156	35.026	37.468	37.662	269.3	11:22:08.039		
10		1:59.178	34.844	38.554	45.780	274.1	11:22:57.597	10		1:49.880	34.897	37.444	37.539	270.0	11:23:57.919		
11		1:50.462	35.090	37.407	37.965	268.6	11:24:48.059	11		2:02.718 P	35.222	37.479	50.017	272.0	11:26:00.637		
12		1:56.643 P	35.103	37.612	43.928	270.6	11:26:44.702	12		4:50.343	3:34.241	38.174	37.928	208.4	11:30:50.980		
13		3:53.033	2:37.459	37.781	37.793	109.8	11:30:37.735	13		1:50.665	35.002	37.429	38.234	270.6	11:32:41.645		
14		1:49.734	35.005	37.027	37.702	267.9	11:32:27.469	14		1:50.540	35.024	37.532	37.984	270.0	11:34:32.185		
15		1:49.676	35.003	37.094	37.579	268.6	11:34:17.145	15		1:56.749 P	34.942	37.538	44.269	270.6	11:36:28.934		
16		1:55.371 P	34.924	36.983	43.464	267.9	11:36:12.516	16		4:51.812	3:35.878	37.846	38.088	134.4	11:41:20.746		
17		3:09.499	1:54.795	37.166	37.538	209.3	11:39:22.015	17		1:51.734	34.906	38.306	38.522	271.3	11:43:12.480		
18		1:49.277	34.881	37.054	37.342	266.6	11:41:11.292	18		1:56.463 P	34.813	37.546	44.104	271.3	11:45:08.943		
19		1:49.388	34.923	37.116	37.349	264.0	11:43:00.680	19		5:06.739	3:51.146	37.641	37.952	208.8	11:50:15.682		
20		1:55.900 P	34.947	37.025	43.928	267.3	11:44:56.580	20		1:50.886	35.307	37.626	37.953	269.3	11:52:06.568		
21		4:58.110 P	3:30.187	38.158	49.765	209.7	11:49:54.690	21		1:50.029	34.968	37.401	37.660	270.6	11:53:56.597		
22		3:00.756	1:45.840	37.371	37.545	208.8	11:52:55.446	22		2:38.748 P	35.155	38.803	1:24.760	271.3	11:56:35.315		
23		1:50.744	34.922	38.052	37.770	266.6	11:54:46.190										
24		3:26.480 P	53.274	1:21.504	1:11.702	269.3	11:58:12.670										

24							26										
CUPPA			Mateusz Lisowski				A&P Racing Team PTT Tech				CUPPA			Artur Janosz			
Lap	D	Time	Sector 1	Sector 2	Sector 3	T. Spd	Elapsed	Lap	D	Time	Sector 1	Sector 2	Sector 3	T. Spd	Elapsed		
1		11:04:11.531	11:02:44.797	43.210	43.524	112.7	11:04:11.531	1		11:02:38.541	11:01:02.226	50.707	45.608	138.8	11:02:38.541		
2		1:57.619	36.520	40.243	40.856	259.6	11:06:09.150	2		2:06.706	39.963	44.662	42.081	175.0	11:04:45.247		
3		1:56.101	36.566	39.554	39.981	260.2	11:08:05.251	3		2:04.058	39.234	43.558	41.266	201.1	11:06:49.305		
4		1:56.363	36.493	39.265	40.605	244.3	11:10:01.614	4		2:14.608	40.475	52.854	41.279	252.9	11:09:03.913		
5		1:55.653	36.253	39.302	40.098	265.3	11:11:57.267	5		1:56.792	36.325	40.395	40.072	265.3	11:11:00.705		
6		1:54.555	35.753	38.980	39.822	266.0	11:13:51.822	6		1:58.160	37.513	40.928	39.719	269.3	11:12:58.865		
7		1:54.940	35.984	38.893	40.063	264.7	11:15:46.762	7		1:55.368	35.856	39.868	39.644	263.4	11:14:54.233		
8		1:55.101	36.100	39.319	39.682	258.9	11:17:41.863	8		1:55.630	35.999	39.277	40.354	265.3	11:16:49.863		
9		1:54.873	35.926	39.128	39.819	265.3	11:19:36.736	9		2:01.032 P	36.063	39.275	45.694	267.3	11:18:50.895		
10		1:55.088	36.083	39.218	39.787	264.0	11:21:31.824	10		13:32.129	12:11.748	40.348	40.033	200.0	11:32:23.024		
11		1:55.532	36.176	39.027	40.329	262.1	11:23:27.356	11		1:55.162	36.150	39.095	39.917	264.7	11:34:18.186		
12		2:02.951 P	36.017	39.125	47.809	265.3	11:25:30.307	12		2:05.787 P	36.690	40.199	48.898	267.3	11:36:23.973		
13		11:58.966	10:35.735	42.427	40.804	177.6	11:37:29.273	13		7:21.349	5:55.334	43.756	42.259	169.5	11:43:45.322		
14		1:55.480	36.330	38.998	40.152	252.3	11:39:24.753	14		2:00.514	38.193	40.967	41.354	255.3	11:45:45.836		
15		1:54.347	36.062	38.869	39.416	266.6	11:41:19.100	15		1:58.912	36.470	40.766	41.676	262.7	11:47:44.748		
16		1:54.451	36.051	38.782	39.618	264.7	11:43:13.551	16		2:01.491	37.616	41.261	42.614	227.8	11:49:46.239		
17		1:54.514	36.072	38.750	39.692	258.9	11:45:08.065	17		2:01.140	36.634	42.432	42.074	260.8	11:51:47.379		
18		1:54.271	36.067	38.690	39.514	264.0	11:47:02.336	18		2:00.809	36.728	40.679	43.402	261.5	11:53:48.188		
19		2:02.310 P	36.114	38.573	47.623	264.7	11:49:04.646	19		2:40.537	37.039	42.260	1:21.238	257.7	11:56:28.725		
20		3:44.817 P	2:18.182	42.040	44.595	157.4	11:52:49.463	20		3:00.433 P	1:25.216	44.422	50.795	78.3	11:59:29.158		





Autodromo Nazionale Monza
International GT Open
Free Practice - 2
Lap Analysis



27

Marcio Mauro

Porsche 911 GT3 Cup gen 2

33

Tomasz Magdziarz

Porsche 911 GT3 Cup gen 2

CUPAM

Three Sixty Racing Team

CUPPA

Daan Pijl

Bonaldi Motorsport

Lap D	Time	Sector 1	Sector 2	Sector 3	T. Spd	Elapsed	Lap D	Time	Sector 1	Sector 2	Sector 3	T. Spd	Elapsed
1	11:04:39.455	11:02:56.018	53.275	50.162	148.3	11:04:39.455	1	11:06:55.952	11:05:29.963	42.878	43.111	185.8	11:06:55.952
2	2:13.792	41.365	48.970	43.457	183.3	11:06:53.247	2	1:59.564	37.248	41.036	41.280	250.5	11:08:55.516
3	2:05.366	38.504	44.763	42.099	218.1	11:08:58.613	3	1:58.988	37.233	40.777	40.978	233.2	11:10:54.504
4	2:00.354	38.062	40.973	41.319	224.0	11:10:58.967	4	1:57.756	36.567	40.424	40.765	265.3	11:12:52.260
5	2:01.577	37.883	42.527	41.167	256.5	11:13:00.544	5	1:57.342	36.798	39.967	40.577	260.8	11:14:49.602
6	2:00.091	38.758	40.495	40.838	261.5	11:15:00.635	6	1:57.188	36.679	40.119	40.390	257.1	11:16:46.790
7	1:59.434	37.194	41.377	40.863	259.6	11:17:00.069	7	1:57.386	37.001	39.717	40.668	262.7	11:18:44.176
8	1:58.578	36.960	40.842	40.776	258.9	11:18:58.647	8	1:58.780	36.800	40.477	41.503	260.2	11:20:42.956
9	1:59.022	37.459	40.710	40.853	254.1	11:20:57.669	9	1:56.698	36.733	39.745	40.220	262.1	11:22:39.654
10	2:05.142	37.473	44.327	43.342	264.0	11:23:02.811	10	1:56.349	36.550	39.578	40.221	262.1	11:24:36.003
11	2:14.924 P	38.401	41.106	55.417	222.2	11:25:17.735	11	2:04.103 P	36.511	39.683	47.909	262.7	11:26:40.106
12	10:19.596	8:57.391	40.776	41.429	191.4	11:35:37.331	12	4:31.702	3:11.347	39.702	40.653	200.7	11:31:11.808
13	1:59.303	37.101	41.528	40.674	255.3	11:37:36.634	13	1:55.940	36.176	38.923	40.841	264.0	11:33:07.748
14	1:59.223	37.471	41.017	40.735	254.7	11:39:35.857	14	1:55.992	36.380	39.393	40.219	264.0	11:35:03.740
15	2:14.268 P	38.742	41.427	54.099	252.3	11:41:50.125	15	1:54.538	36.124	38.909	39.505	264.7	11:36:58.278
16	5:58.509	4:36.872	40.600	41.037	189.8	11:47:48.634	16	1:54.746	36.236	38.921	39.589	264.7	11:38:53.024
17	2:03.369	37.210	42.101	44.058	251.7	11:49:52.003	17	2:01.206 P	36.355	38.971	45.880	262.1	11:40:54.230
18	2:00.529	37.194	40.649	42.686	250.5	11:51:52.532	18	3:55.165	2:32.716	41.275	41.174	199.6	11:44:49.395
19	2:11.570 P	38.059	40.868	52.643	244.3	11:54:04.102	19	1:56.688	36.942	39.573	40.173	260.2	11:46:46.083
20	6:22.475	4:54.220	44.437	43.818	148.3	12:00:26.577	20	1:56.145	36.635	39.523	39.987	263.4	11:48:42.228
21	2:29.242 P	39.811	41.789	1:07.642	236.8	12:02:55.819	21	1:56.155	36.596	39.415	40.144	264.0	11:50:38.383
22							22	1:55.919	36.382	39.343	40.194	261.5	11:52:34.302
23							23	1:57.730	36.875	40.092	40.763	265.3	11:54:32.032
24							24	3:34.426 P	36.265	1:15.721	1:42.440	264.0	11:58:06.458

32

Fernando Fortes

Porsche 911 GT3 Cup gen 2

44

Eugenio Pisani

Porsche 911 GT3 Cup gen 1

CUPAM

Three Sixty Racing Team

CUPPA

Stefano Bozzoni

Eugenio Pisani

Lap D	Time	Sector 1	Sector 2	Sector 3	T. Spd	Elapsed	Lap D	Time	Sector 1	Sector 2	Sector 3	T. Spd	Elapsed
1	11:04:38.386	11:02:53.118	54.073	51.195	142.4	11:04:38.386	1	11:02:43.013	11:01:04.376	51.809	46.828	141.1	11:02:43.013
2	2:13.715	41.752	44.876	47.087	206.5	11:06:52.101	2	1:58.814	37.667	40.566	40.581	230.2	11:04:41.827
3	2:05.529	38.630	44.627	42.272	211.3	11:08:57.630	3	1:56.377	36.695	39.401	40.281	262.7	11:06:38.204
4	2:00.771	38.431	41.057	41.283	226.8	11:10:58.401	4	1:56.336	36.755	39.153	40.428	262.7	11:08:34.540
5	1:59.258	37.386	40.822	41.050	247.7	11:12:57.659	5	2:00.326 P	41.503	40.125	47.698	264.7	11:10:43.866
6	1:59.119	36.956	41.098	41.065	262.1	11:14:56.778	6	6:03.776	4:43.885	39.741	40.150	137.0	11:16:47.642
7	1:59.371	37.475	40.869	41.027	254.7	11:16:56.149	7	1:56.811	36.783	39.534	40.494	258.3	11:18:44.453
8	1:59.498	37.313	40.719	41.466	259.6	11:18:55.647	8	2:04.989	36.342	44.024	44.623	270.0	11:20:49.442
9	1:59.728	37.438	40.791	41.499	243.7	11:20:55.375	9	1:55.694	36.659	39.293	39.742	262.1	11:22:45.136
10	2:18.806 P	37.820	45.878	55.108	247.1	11:23:14.181	10	2:10.466 P	40.622	40.708	49.136	266.6	11:24:55.602
11	5:30.587	4:08.658	40.701	41.228	176.4	11:28:44.768	11	8:36.967	7:16.842	39.669	40.456	195.6	11:33:32.569
12	1:59.413	37.665	40.334	41.414	236.8	11:30:44.181	12	1:56.317	36.731	39.348	40.238	260.2	11:35:28.886
13	1:59.158	37.378	40.897	40.883	255.3	11:32:43.339	13	1:56.193	36.701	39.317	40.175	263.4	11:37:25.079
14	2:10.953 P	37.152	41.146	52.655	250.0	11:34:54.292	14	2:02.567 P	36.596	39.650	46.321	264.7	11:39:27.646
15	6:37.367	5:12.767	41.082	43.518	97.9	11:41:31.659	15	13:20.515	11:56.788	43.074	40.653	168.7	11:52:48.161
16	2:01.074	39.458	40.588	41.028	223.1	11:43:32.733	16	6:28.374 P	36.627	4:34.889	1:16.858	262.1	11:59:16.535
17	1:58.412	37.165	40.232	41.015	252.9	11:45:31.145							
18	1:59.011	37.750	40.318	40.943	262.1	11:47:30.156							
19	2:03.866	37.057	45.683	41.126	260.8	11:49:34.022							
20	2:07.609 P	37.344	40.434	49.831	248.8	11:51:41.631							
21	5:43.029 P	3:01.802	59.868	1:41.359	166.6	11:57:24.660							
22	3:12.006 P	1:37.741	41.379	52.886	192.1	12:00:36.666							





Autodromo Nazionale Monza
International GT Open
Free Practice - 2
Lap Analysis



47

Loris Spinelli

Mercedes AMG GT3 - 2020

54

Jan Laurysse

Porsche 992 GT3 Cup

PROAM

Florian Scholze

AKM Motorsport

CUPPA

Q1 by EMG Motorsport

Lap D	Time	Sector 1	Sector 2	Sector 3	T. Spd	Elapsed	Lap D	Time	Sector 1	Sector 2	Sector 3	T. Spd	Elapsed
1	11:04:40.116 P	11:03:09.843	41.951	48.322	192.8	11:04:40.116	1	11:07:20.043	11:05:46.663	47.143	46.237	135.1	11:07:20.043
2	3:13.011	1:55.116	38.803	39.092	209.7	11:07:53.127	2	2:03.565	39.953	41.677	41.935	213.8	11:09:23.608
3	1:50.119	35.205	37.375	37.539	267.9	11:09:43.246	3	1:57.732	36.840	40.008	40.884	255.3	11:11:21.340
4	1:49.819	34.859	37.384	37.576	267.3	11:11:33.065	4	2:05.122 P	36.634	40.321	48.167	257.1	11:13:26.462
5	1:49.005	34.831	36.967	37.207	268.6	11:13:22.070	5	3:35.149	2:15.342	39.606	40.201	156.0	11:17:01.611
6	1:55.514 P	34.698	37.167	43.649	270.0	11:15:17.584	6	1:56.193	36.388	39.658	40.147	262.1	11:18:57.804
7	7:56.892	6:38.987	37.556	40.349	212.1	11:23:14.476	7	1:55.976	36.406	39.665	39.905	260.2	11:20:53.780
8	1:49.636	34.700	37.440	37.496	271.3	11:25:04.112	8	2:04.120 P	36.363	39.292	48.465	261.5	11:22:57.900
9	1:49.282	34.764	37.114	37.404	267.9	11:26:53.394	9	5:21.005	3:56.968	42.063	41.974	167.9	11:28:18.905
10	1:49.092	34.688	37.060	37.344	270.0	11:28:42.486	10	1:56.858	37.448	39.430	39.980	232.7	11:30:15.763
11	1:48.762	34.566	36.931	37.265	270.0	11:30:31.248	11	1:54.864	36.431	38.860	39.573	259.6	11:32:10.627
12	1:48.795	34.683	36.898	37.214	272.0	11:32:20.043	12	1:54.403	36.434	38.697	39.272	256.5	11:34:05.030
13	1:54.756 P	34.709	36.908	43.139	270.6	11:34:14.799	13	1:55.579	36.064	40.016	39.499	262.7	11:36:00.609
14	8:10.237	6:52.905	38.499	38.833	210.9	11:42:25.036	14	2:02.386 P	36.327	38.771	47.288	259.6	11:38:02.995
15	1:51.161	35.176	37.681	38.304	267.3	11:44:16.197	15	5:26.947	4:07.273	39.476	40.198	199.6	11:43:29.942
16	1:50.711	35.073	37.580	38.058	268.6	11:46:06.908	16	1:54.522	36.234	38.840	39.448	259.6	11:45:24.464
17	1:50.460	34.997	37.443	38.020	268.6	11:47:57.368	17	1:54.654	36.296	38.785	39.573	258.9	11:47:19.118
18	1:51.148	35.045	37.681	38.422	271.3	11:49:48.516	18	1:55.061	36.575	38.770	39.716	259.6	11:49:14.179
19	1:52.559	35.173	39.248	38.138	271.3	11:51:41.075	19	1:54.916	36.407	38.858	39.651	259.6	11:51:09.095
20	1:50.784	34.980	37.879	37.925	271.3	11:53:31.859	20	1:54.586	36.355	38.884	39.347	258.3	11:53:03.681
21	2:02.760	34.987	37.793	49.980	270.6	11:55:34.619	21	2:05.844 P	36.327	40.013	49.504	259.6	11:55:09.525
22	3:03.201	1:26.894	57.642	38.665	79.7	11:58:37.820							
23	1:51.508	35.154	38.012	38.342	269.3	12:00:29.328							
24	1:58.300 P	35.221	38.086	44.993	270.6	12:02:27.628							

53

Nicolas Vandierendonck

Porsche 992 GT3 Cup

57

Luca Magnoni

Honda NSX GT3 Evo

CUPPA

Dirk Schouten

Q1 by EMG Motorsport

AM

Alberto Lippi

Nova Race Event

Lap D	Time	Sector 1	Sector 2	Sector 3	T. Spd	Elapsed	Lap D	Time	Sector 1	Sector 2	Sector 3	T. Spd	Elapsed
1	11:02:50.368	11:01:20.436	44.654	45.278	116.7	11:02:50.368	1	11:02:24.434	11:01:04.925	40.068	39.441	186.8	11:02:24.434
2	1:59.530	37.608	40.998	40.924	243.2	11:04:49.898	2	1:52.585	35.187	38.854	38.544	265.3	11:04:17.019
3	1:57.373	36.679	40.609	40.085	258.9	11:06:47.271	3	1:51.950	35.105	37.922	38.923	270.6	11:06:08.969
4	1:55.840	36.671	39.409	39.760	258.3	11:08:43.111	4	1:51.643	35.336	37.809	38.498	270.6	11:08:00.612
5	1:55.957	36.456	39.139	40.362	260.2	11:10:39.068	5	1:51.368	35.319	37.761	38.288	270.6	11:09:51.980
6	1:55.233	36.586	38.988	39.659	257.7	11:12:34.301	6	1:50.964	34.905	37.819	38.240	272.0	11:11:42.944
7	2:01.638 P	36.451	39.450	45.737	257.7	11:14:35.939	7	2:03.786 P	35.381	37.659	50.746	262.7	11:13:46.730
8	6:38.207	5:13.093	43.159	41.955	170.0	11:21:14.146	8	4:32.015	3:16.289	37.600	38.126	202.2	11:18:18.745
9	1:57.271	37.580	39.741	39.950	228.8	11:23:11.417	9	1:50.933	35.498	37.383	38.052	272.0	11:20:09.678
10	1:57.025	36.465	39.136	41.424	258.9	11:25:08.442	10	1:51.100	35.246	37.490	38.364	268.6	11:22:00.778
11	1:54.305	36.185	38.660	39.460	259.6	11:27:02.747	11	1:51.317	35.257	37.624	38.436	269.3	11:23:52.095
12	1:55.153	36.541	39.095	39.517	257.7	11:28:57.900	12	1:51.124	35.316	37.677	38.131	267.9	11:25:43.219
13	2:02.097 P	36.333	38.977	46.787	260.2	11:30:59.997	13	1:51.187	35.070	37.779	38.338	270.6	11:27:34.406
14	5:01.808	3:42.079	39.999	39.730	145.1	11:36:01.805	14	2:05.395 P	35.383	38.069	51.943	257.7	11:29:39.801
15	1:54.716	36.330	38.809	39.577	260.2	11:37:56.521	15	4:22.797	3:04.383	39.164	39.250	205.7	11:34:02.598
16	1:54.852	36.308	39.136	39.408	258.3	11:39:51.373	16	1:52.576	35.338	38.420	38.818	268.6	11:35:55.174
17	1:54.725	36.473	38.824	39.428	258.3	11:41:46.098	17	1:51.929	35.274	38.316	38.339	270.0	11:37:47.103
18	2:01.592 P	36.421	39.278	45.893	258.9	11:43:47.690	18	1:50.938	34.991	37.921	38.026	269.3	11:39:38.041
19	3:44.600	2:25.022	39.827	39.751	198.8	11:47:32.290	19	1:51.349	34.806	38.528	38.015	272.7	11:41:29.390
20	1:57.534	36.250	40.311	40.973	260.2	11:49:29.824	20	1:50.046	34.527	37.640	37.879	273.4	11:43:19.436
21	1:54.616	36.294	38.872	39.450	260.2	11:51:24.440	21	1:51.002	34.664	38.101	38.237	273.4	11:45:10.438
22	1:55.842	37.669	38.771	39.402	258.9	11:53:20.282	22	2:00.356 P	34.780	38.672	46.904	272.7	11:47:10.794
23	4:54.878	36.415	38.964	39.499	258.9	11:55:15.160	23	4:32.624	3:13.708	38.925	39.991	201.1	11:51:43.418
24	3:17.219	1:15.071	1:20.665	41.483	74.0	11:58:32.379	24	1:51.025	34.689	38.263	38.073	273.4	11:53:34.443
25	2:05.725 P	36.668	39.146	49.911	255.9	12:00:38.104	25	2:03.520	34.767	37.579	51.174	273.4	11:55:37.963
							26	3:04.889	1:27.217	57.961	39.711	79.8	11:58:42.852
							27	1:50.850	35.058	37.807	37.985	271.3	12:00:33.702
							28	2:10.608 P	37.695	39.848	53.065	192.1	12:02:44.310





Autodromo Nazionale Monza
International GT Open
Free Practice - 2
Lap Analysis



63

Michele Beretta

Lamborghini Huracan GT3 EVO

73

Roman Ziemian

Ferrari 488 GT3 EVO

PRO Freederik Schandorff Vincenzo Sospiri Racing PROAM Axcil Jefferies Kessel Racing

Lap	D	Time	Sector 1	Sector 2	Sector 3	T. Spd	Elapsed	Lap	D	Time	Sector 1	Sector 2	Sector 3	T. Spd	Elapsed
1		11:41:53.036 P	11:40:08.021	45.723	59.292	125.4	11:41:53.036	1		11:03:56.375	11:02:36.961	39.698	39.716	176.4	11:03:56.375
2		8:12.669	6:53.992	39.245	39.432	148.9	11:50:05.705	2		1:54.276	35.726	38.907	39.643	262.1	11:05:50.651
3		1:49.869	35.127	37.317	37.425	267.3	11:51:55.574	3		1:54.813	36.648	38.832	39.333	247.7	11:07:45.464
4		1:51.780	34.862	37.750	39.168	270.6	11:53:47.354	4		1:55.368	37.326	38.950	39.092	263.4	11:09:40.832
5		2:27.626	34.971	38.390	1:14.265	268.6	11:56:14.980	5		2:05.699 P	36.086	38.847	50.766	267.9	11:11:46.531
6		2:48.575	1:28.261	39.690	40.624	79.7	11:59:03.555	6		4:00.159	2:43.631	37.935	38.593	204.1	11:15:46.690
7		1:49.829	34.844	37.525	37.460	268.6	12:00:53.384	7		1:51.220	35.135	37.755	38.330	270.0	11:17:37.910
8		1:57.121 P	34.976	37.338	44.807	270.0	12:02:50.505	8		1:50.663	34.950	37.591	38.122	268.6	11:19:28.573

72

Nick Moss

McLaren 720 S GT3

PROAM Joe Osborne Inception Racing

Lap	D	Time	Sector 1	Sector 2	Sector 3	T. Spd	Elapsed	Lap	D	Time	Sector 1	Sector 2	Sector 3	T. Spd	Elapsed
1		11:01:59.251	11:00:43.791	37.741	37.719	208.0	11:01:59.251	9		1:51.519	34.944	38.275	38.300	270.6	11:21:20.092
2		1:49.993	35.086	37.474	37.433	270.0	11:03:49.244	10		2:00.688 P	35.054	37.680	47.954	268.6	11:23:20.780
3		1:49.978	34.930	37.131	37.917	272.0	11:05:39.222	11		4:41.172	3:23.113	39.799	38.260	189.1	11:28:01.952
4		1:49.648	34.703	37.306	37.639	271.3	11:07:28.870	12		1:49.216	34.850	37.077	37.289	270.6	11:29:51.168
5		1:54.128 P	34.653	37.428	42.047	272.7	11:09:22.998	13		1:49.088	34.545	37.054	37.489	272.7	11:31:40.256
6		10:02.086	8:20.008	59.918	42.160	210.5	11:19:25.084	14		1:59.817	34.641	44.312	40.864	271.3	11:33:40.073
7		1:49.624	34.873	37.233	37.518	270.6	11:21:14.708	15		1:55.363 P	34.738	37.079	43.546	271.3	11:35:35.436
8		1:49.145	34.682	37.121	37.342	273.4	11:23:03.853	16		5:52.581	4:37.141	37.939	37.501	208.8	11:41:28.017
9		1:55.099 P	34.698	37.040	43.361	273.4	11:24:58.952	17		1:48.505	34.491	36.888	37.126	271.3	11:43:16.522
10		4:01.148	2:44.350	38.254	38.544	211.7	11:29:00.100	18		1:55.497 P	34.556	37.331	43.610	274.1	11:45:12.019
11		1:52.113	35.274	38.306	38.533	264.7	11:30:52.213	19		4:29.929	3:11.510	39.708	38.711	172.5	11:49:41.948
12		1:50.921	35.102	37.653	38.166	272.0	11:32:43.134	20		1:53.192	35.011	38.917	39.264	271.3	11:51:35.140
13		1:50.349	34.809	37.674	37.866	273.4	11:34:33.483	21		1:52.053	35.447	38.075	38.531	267.9	11:53:27.193
14		1:50.043	34.766	37.632	37.645	272.0	11:36:23.526	22		1:57.839	34.885	38.801	44.153	270.6	11:55:25.032
15		1:50.294	34.763	37.680	37.851	272.0	11:38:13.820	23		3:11.715	1:29.677	1:03.183	38.855	79.5	11:58:36.747
16		1:49.991	34.722	37.589	37.680	272.0	11:40:03.811	24		1:51.732	35.031	38.173	38.528	265.3	12:00:28.479
17		1:52.294	34.890	39.188	38.216	272.0	11:41:56.105	25		2:04.476 P	38.301	38.955	47.220	223.1	12:02:32.955

77

Al Faisal Al Zubair

Porsche 911 GT3-R II 2019

PRO Andy Soucek Lechner Racing

Lap	D	Time	Sector 1	Sector 2	Sector 3	T. Spd	Elapsed
1		11:06:25.927	11:05:08.720	38.592	38.615	192.1	11:06:25.927
2		1:49.862	34.892	37.291	37.679	269.3	11:08:15.789
3		1:50.431	35.143	37.475	37.813	271.3	11:10:06.220
4		1:49.643	34.838	37.058	37.747	270.6	11:11:55.863
5		1:49.439	34.771	37.210	37.458	270.0	11:13:45.302
6		1:49.065	34.716	37.074	37.275	268.6	11:15:34.367
7		1:55.770 P	35.156	37.429	43.185	270.0	11:17:30.137
8		3:56.150	2:37.978	37.829	40.343	210.9	11:21:26.287
9		1:49.313	34.764	37.056	37.493	270.6	11:23:15.600
10		1:50.663	34.569	37.068	39.026	273.4	11:25:06.263
11		1:49.440	34.809	37.037	37.594	272.0	11:26:55.703
12		1:55.125 P	34.591	37.050	43.484	271.3	11:28:50.828
13		3:04.580	1:48.158	38.522	37.900	192.8	11:31:55.408
14		1:50.062	34.811	37.313	37.938	270.0	11:33:45.470
15		1:49.954	34.694	37.654	37.606	270.6	11:35:35.424
16		1:49.263	34.664	37.189	37.410	270.0	11:37:24.687
17		1:49.829	34.856	37.221	37.752	269.3	11:39:14.516
18		1:49.364	34.724	37.032	37.608	267.3	11:41:03.880
19		1:57.369 P	34.700	37.362	45.307	267.9	11:43:01.249
20		4:08.744	2:49.494	38.685	40.565	141.9	11:47:09.993
21		1:49.663	34.815	37.192	37.656	268.6	11:48:59.656
22		1:49.941	34.693	37.222	38.026	267.9	11:50:49.597
23		1:56.159 P	34.700	37.359	44.100	270.0	11:52:45.756
24		3:58.838 P	1:46.826	41.795	1:30.217	212.5	11:56:44.594
25		3:08.147 P	1:45.126	38.213	44.808	210.1	11:59:52.741





Autodromo Nazionale Monza
International GT Open
Free Practice - 2
Lap Analysis



100 Jakub Dwernicki Porsche 911 GT3 Cup gen 2 **333** Benjamin Hites Ferrari 488 GT3 MY2020
 CUPPA Jan Antoszewski Bonaldi Motorsport PRO Fabrizio Crestani Rinaldi Racing

Lap	D	Time	Sector 1	Sector 2	Sector 3	T. Spd	Elapsed	Lap	D	Time	Sector 1	Sector 2	Sector 3	T. Spd	Elapsed
1		11:03:23.084 P	11:01:47.671	45.033	50.380	174.4	11:03:23.084	1		11:03:29.638	11:02:07.642	41.762	40.234	206.5	11:03:29.638
2		2:54.071	1:31.842	41.138	41.091	168.7	11:06:17.155	2		1:54.295	35.689	40.317	38.289	271.3	11:05:23.933
3		1:57.139	36.760	40.043	40.336	260.2	11:08:14.294	3		1:50.205	34.969	37.350	37.886	271.3	11:07:14.138
4		1:57.719	36.593	40.493	40.633	261.5	11:10:12.013	4		1:53.088	34.750	37.188	41.150	272.7	11:09:07.226
5		1:57.320	36.805	39.874	40.641	265.3	11:12:09.333	5		2:00.887 P	38.474	38.729	43.684	230.7	11:11:08.113
6		2:05.586 P	36.461	40.075	49.050	260.8	11:14:14.919	6		5:03.433	3:47.684	37.916	37.833	208.4	11:16:11.546
7		4:35.809	3:15.820	39.587	40.402	199.2	11:18:50.728	7		1:49.625	34.845	37.214	37.566	271.3	11:18:01.171
8		1:56.306	36.566	39.408	40.332	249.4	11:20:47.034	8		<u>1:49.454</u>	34.742	<u>37.034</u>	37.678	272.0	11:19:50.625
9		<u>1:55.064</u>	36.419	39.028	39.617	261.5	11:22:42.098	9		1:49.644	34.861	37.255	37.528	272.7	11:21:40.269
10		1:55.239	36.418	39.380	<u>39.441</u>	258.9	11:24:37.337	10		1:55.481 P	34.928	37.104	43.449	272.7	11:23:35.750
11		1:55.651	36.409	39.554	39.688	261.5	11:26:32.988	11		3:05.772 P	1:45.020	37.375	43.377	210.5	11:26:41.522
12		2:01.985 P	<u>36.390</u>	<u>39.023</u>	46.572	265.3	11:28:34.973	12		4:40.639	3:21.030	37.526	42.083	209.3	11:31:22.161
13		5:28.994	4:04.755	42.549	41.690	197.4	11:34:03.967	13		1:49.467	34.833	37.096	37.538	271.3	11:33:11.628
14		1:59.433	36.719	41.702	41.012	262.7	11:36:03.400	14		1:49.689	<u>34.627</u>	37.260	37.802	271.3	11:35:01.317
15		1:58.091	36.916	40.294	40.881	259.6	11:38:01.491	15		1:49.890	34.912	37.368	37.610	270.0	11:36:51.207
16		1:57.323	36.770	39.920	40.633	264.0	11:39:58.814	16		1:49.610	34.820	37.298	<u>37.492</u>	268.6	11:38:40.817
17		1:57.414	36.695	40.143	40.576	261.5	11:41:56.228	17		1:50.270	34.786	37.983	37.501	267.9	11:40:31.087
18		1:57.218	36.579	39.971	40.668	254.1	11:43:53.446	18		1:55.162 P	34.726	37.204	43.232	267.9	11:42:26.249
19		2:12.284 P	36.489	40.294	55.501	264.7	11:46:05.730	19		4:11.070	2:56.222	37.292	37.556	210.1	11:46:37.319
20								20		1:49.538	34.809	37.168	37.561	270.0	11:48:26.857
21								21		1:57.285	34.661	37.854	44.770	272.7	11:50:24.142
22								22		1:49.674	34.726	37.222	37.726	272.7	11:52:13.816
23								23		1:55.541 P	34.775	37.109	43.657	272.7	11:54:09.357

126 Albert Estragués Transam Euro Ford Mustang 2018
 CUPAM Three Sixty Racing Team

Lap	D	Time	Sector 1	Sector 2	Sector 3	T. Spd	Elapsed
1		11:05:46.432	11:04:07.664	51.351	47.417	116.2	11:05:46.432
2		2:10.973	43.153	43.918	43.902	171.7	11:07:57.405
3		<u>2:05.341</u>	39.035	42.876	<u>43.430</u>	206.1	11:10:02.746
4		2:16.303 P	40.164	42.304	53.835	196.3	11:12:19.049
5		41:30.481	39:57.233	46.886	46.362	138.6	11:53:49.530
6		2:50.250 P	<u>38.754</u>	<u>42.302</u>	1:29.194	205.3	11:56:39.780





Autodromo Nazionale Monza

International GT Open

Free Practice - 2

Best Sectors Results



Sector - 1				Sector - 2				Sector - 3				Ideal Lap vs Best Lap				
Clas	Nº	Driver	Time	Nº	Driver	Time	Nº	Driver	Time	Clas	Nº	Driver	Ideal Lap	Best Lap	Clas	
1	18	Bonanomi - Guidetti	34.397	9	Kodrić - Simioni	36.578	9	Kodrić - Simioni	36.823	1	9	Kodrić - Simioni	1:47.806	1:48.031	1	
2	9	Kodrić - Simioni	34.405	16	Altoè - Leo	36.635	16	Altoè - Leo	36.941	2	16	Altoè - Leo	1:48.051	1:48.242	2	
3	16	Altoè - Leo	34.475	18	Bonanomi - Guidetti	36.795	73	Ziemian - Jefferies	37.126	3	18	Bonanomi - Guidetti	1:48.377	1:48.527	4	
4	73	Ziemian - Jefferies	34.491	73	Ziemian - Jefferies	36.888	18	Bonanomi - Guidetti	37.185	4	73	Ziemian - Jefferies	1:48.505	1:48.505	3	
5	57	Magnoni - Lippi	34.527	47	Spinelli - Scholze	36.898	47	Spinelli - Scholze	37.207	5	47	Spinelli - Scholze	1:48.671	1:48.762	5	
6	47	Spinelli - Scholze	34.566	19	Moulin - Nemoto	36.983	77	Al Zubair - Soucek	37.275	6	77	Al Zubair - Soucek	1:48.876	1:49.065	7	
7	77	Al Zubair - Soucek	34.569	77	Al Zubair - Soucek	37.032	19	Moulin - Nemoto	37.342	7	72	Moss - Osborne	1:48.965	1:49.648	10	
8	10	Leitch - Cooke	34.579	333	Hites - Crestani	37.034	72	Moss - Osborne	37.342	8	10	Leitch - Cooke	1:49.023	1:49.023	6	
9	72	Moss - Osborne	34.583	72	Moss - Osborne	37.040	10	Leitch - Cooke	37.354	9	333	Hites - Crestani	1:49.153	1:49.454	9	
10	333	Hites - Crestani	34.627	10	Leitch - Cooke	37.090	63	Beretta - Schandorff	37.425	10	19	Moulin - Nemoto	1:49.169	1:49.277	8	
11	11	Reno Møller - Páverud	34.649	7	Iribe - Millroy	37.187	333	Hites - Crestani	37.492	11	25	Michael Dinan	1:49.527	1:49.880	14	
12	25	Michael Dinan	34.718	17	Tweraser - Seyffert	37.197	25	Michael Dinan	37.539	12	63	Beretta - Schandorff	1:49.586	1:49.829	13	
13	7	Iribe - Millroy	34.737	25	Michael Dinan	37.270	17	Tweraser - Seyffert	37.639	13	7	Iribe - Millroy	1:49.647	1:49.772	12	
14	17	Tweraser - Seyffert	34.829	63	Beretta - Schandorff	37.317	7	Iribe - Millroy	37.723	14	17	Tweraser - Seyffert	1:49.665	1:49.684	11	
15	19	Moulin - Nemoto	34.844	11	Reno Møller - Páverud	37.330	11	Reno Møller - Páverud	37.741	15	11	Reno Møller - Páverud	1:49.720	1:49.924	15	
16	63	Beretta - Schandorff	34.844	57	Magnoni - Lippi	37.383	57	Magnoni - Lippi	37.879	16	57	Magnoni - Lippi	1:49.789	1:50.046	16	
17	24	Blazek - Lisowski	35.753	24	Blazek - Lisowski	38.573	54	Jan Lauryszen	39.272	17	24	Blazek - Lisowski	1:53.742	1:54.271	17	
18	26	Darmetko - Janosz	35.856	53	Vandierendonck - Schouten	38.660	53	Vandierendonck - Schouten	39.402	18	54	Jan Lauryszen	1:54.033	1:54.403	19	
19	54	Jan Lauryszen	36.064	54	Jan Lauryszen	38.697	24	Blazek - Lisowski	39.416	19	53	Vandierendonck - Schouten	1:54.247	1:54.305	18	
20	33	Magdziarz - Pijl	36.124	33	Magdziarz - Pijl	38.909	100	Dwernicki - Antoszewski	39.441	20	33	Magdziarz - Pijl	1:54.538	1:54.538	20	
21	53	Vandierendonck - Schouten	36.185	100	Dwernicki - Antoszewski	39.023	33	Magdziarz - Pijl	39.505	21	26	Darmetko - Janosz	1:54.595	1:55.162	22	
22	44	Pisani - Bozzoni	36.342	26	Darmetko - Janosz	39.095	26	Darmetko - Janosz	39.644	22	100	Dwernicki - Antoszewski	1:54.854	1:55.064	21	
23	100	Dwernicki - Antoszewski	36.390	44	Pisani - Bozzoni	39.153	44	Pisani - Bozzoni	39.742	23	44	Pisani - Bozzoni	1:55.237	1:55.694	23	
24	12	Glauco Solieri	36.526	12	Glauco Solieri	39.474	12	Glauco Solieri	40.385	24	12	Glauco Solieri	1:56.385	1:57.045	24	
25	32	Fernando Fortes	36.956	32	Fernando Fortes	40.232	27	Marcio Mauro	40.674	25	32	Fernando Fortes	1:58.071	1:58.412	25	
26	27	Marcio Mauro	36.960	27	Marcio Mauro	40.495	32	Fernando Fortes	40.883	26	27	Marcio Mauro	1:58.129	1:58.578	26	
27	126	Albert Estragués	38.754	126	Albert Estragués	42.302	126	Albert Estragués	43.430	27	126	Albert Estragués	2:04.486	2:05.341	27	






Autodromo Nazionale Monza
International GT Open
Free Practice - 2
Best 5 Lap Times



Cl	N°	Entrant/Team	Nat	Driver 1	Nat	Driver 2	Nat	Vehicle	Cat	Cl	Best 1		Best 2		Best 3		Best 4		Best 5	
											Time	Lap	Time	Lap	Time	Lap	Time	Lap	Time	Lap
1	9	2 Seas Motorsport	HRV	Martin Kodrić	HRV	Ethan Simioni	CAN	Mercedes AMG GT3 2020	PRO	1	1:48.031	6	1:48.161	12	1:48.338	13	1:48.419	4	1:48.561	10
2	16	Vincenzo Sospiri Racing	ITA	Giacomo Altoè	ITA	Federico Leo	ITA	Lamborghini Huracan GT3 EVO	PRO	2	1:48.242	7	1:48.301	6	1:48.416	3	1:48.631	11	1:48.659	5
3	73	Kessel Racing	CHE	Roman Ziemian	POL	Axcil Jefferies	ZWE	Ferrari 488 GT3 EVO	PROAM	1	1:48.505	17	1:49.088	13	1:49.216	12	1:50.663	8	1:51.220	7
4	18	Reno Racing	DNK	Marco Bonanomi	ITA	Jacopo Guidetti	ITA	Honda NSX GT3 Evo	PRO	3	1:48.527	12	1:48.529	4	1:48.625	19	1:48.719	8	1:48.907	7
5	47	AKM Motorsport	SMR	Loris Spinelli	ITA	Florian Scholze	DEU	Mercedes AMG GT3 - 2020	PROAM	2	1:48.762	11	1:48.795	12	1:49.005	5	1:49.092	10	1:49.282	9
6	10	Leipert Motorsport	DEU	Brendon Leitch	NZL	Tyler Cooke	USA	Lamborghini Huracan GT3 EVO	PROAM	3	1:49.023	7	1:49.168	6	1:49.801	16	1:49.854	17	1:49.963	5
7	77	Lechner Racing	AUT	Al Faisal Al Zubair	OMN	Andy Soucek	ESP	Porsche 911 GT3-R II 2019	PRO	4	1:49.065	6	1:49.263	16	1:49.313	9	1:49.364	18	1:49.439	5
8	19	Vincenzo Sospiri Racing	ITA	Baptiste Moulin	BEL	Yuki Nemoto	JPN	Lamborghini Huracan GT3 EVO	PRO	5	1:49.277	18	1:49.388	19	1:49.676	15	1:50.462	11	1:50.643	9
9	333	Rinaldi Racing	DEU	Benjamin Hites	CHE	Fabrizio Crestani	ITA	Ferrari 488 GT3 MY2020	PRO	6	1:49.454	8	1:49.467	13	1:49.538	20	1:49.610	16	1:49.625	7
10	72	Inception Racing	GBR	Nick Moss	GBR	Joe Osborne	GBR	McLaren 720 S GT3	PROAM	4	1:49.648	4	1:49.718	21	1:49.978	3	1:49.991	16	1:49.993	2
11	17	HP Racing International	DEU	Gerhard Tweraser	AUT	Jan Seyffert	DEU	Lamborghini Huracan GT3 EVO	PROAM	5	1:49.684	14	1:49.884	9	1:49.887	5	1:49.893	10	1:49.927	15
12	7	Inception Racing	GBR	Brendan Iribe	USA	Ollie Millroy	GBR	McLaren 720 S GT3	PROAM	6	1:49.772	7	1:50.281	4	1:50.681	15	1:50.726	8	1:50.878	21
13	63	Vincenzo Sospiri Racing	ITA	Michele Beretta	ITA	Frederik Schandorff	DNK	Lamborghini Huracan GT3 EVO	PRO	7	1:49.829	7	1:49.869	3	1:51.780	4	1:57.121	8	2:48.575	6
14	25	Kessel Racing	CHE	Michael Dinan	USA			Ferrari 488 GT3 EVO	PRO	8	1:49.880	10	1:49.917	5	1:50.029	21	1:50.128	6	1:50.156	9
15	11	Reno Racing	DNK	Jens Reno Møller	DNK	Marcus Pæverud	NOR	Honda NSX GT3 Evo	PROAM	7	1:49.924	23	1:50.057	21	1:50.298	16	1:50.454	20	1:50.519	13
16	57	Nova Race Event	ITA	Luca Magnoni	ITA	Alberto Lippi	ITA	Honda NSX GT3 Evo	AM	1	1:50.046	20	1:50.850	27	1:50.933	9	1:50.938	18	1:50.964	6
17	24	A&P Racing Team PTT Tech Support	POL	Maciej Blazek	POL	Mateusz Lisowski	POL	Porsche 991 GT3 Cup gen 2	CUPPA	1	1:54.271	18	1:54.347	15	1:54.451	16	1:54.514	17	1:54.555	6
18	53	Q1 by EMG Motorsport	BEL	Nicolas Vandierendonck	BEL	Dirk Schouten	NLD	Porsche 992 GT3 Cup	CUPPA	2	1:54.305	11	1:54.616	21	1:54.716	15	1:54.725	17	1:54.852	16
19	54	Q1 by EMG Motorsport	BEL	Jan Laurysen	BEL			Porsche 992 GT3 Cup	CUPPA	3	1:54.403	12	1:54.522	16	1:54.586	20	1:54.654	17	1:54.864	11
20	33	Bonaldi Motorsport	ITA	Tomasz Magdziarz	POL	Daan Pijl	NLD	Porsche 911 GT3 Cup gen 2	CUPPA	4	1:54.538	15	1:54.746	16	1:55.919	22	1:55.940	13	1:55.992	14
21	100	Bonaldi Motorsport	ITA	Jakub Dwernicki	POL	Jan Antoszewski	POL	Porsche 911 GT3 Cup gen 2	CUPPA	5	1:55.064	9	1:55.239	10	1:55.651	11	1:56.306	8	1:57.139	3
22	26	Q1 by EMG Motorsport	BEL	Maciej Darmetko	POL	Artur Janosz	POL	Porsche 911 GT3 Cup gen 2	CUPPA	6	1:55.162	11	1:55.368	7	1:55.630	8	1:56.792	5	1:58.160	6
23	44	Eugenio Pisani	ITA	Eugenio Pisani	ITA	Stefano Bozzoni	ITA	Porsche 911 GT3 Cup gen 1	CUPPA	7	1:55.694	9	1:56.193	13	1:56.317	12	1:56.377	3	1:56.811	7
24	12	Ghinzani Motorsport	ITA	Glauco Solieri	ITA			Porsche 911 GT3 Cup gen 2	CUPAM	1	1:57.045	20	1:57.067	16	1:57.098	15	1:57.248	13	1:57.329	19
25	32	Three Sixty Racing Team	AND	Fernando Fortes	BRA			Porsche 911 GT3 Cup gen 2	CUPAM	2	1:58.412	17	1:59.011	18	1:59.119	6	1:59.158	13	1:59.258	5
26	27	Three Sixty Racing Team	AND	Marcio Mauro	BRA			Porsche 911 GT3 Cup gen 2	CUPAM	3	1:58.578	8	1:59.022	9	1:59.223	14	1:59.303	13	1:59.434	7
27	126	Three Sixty Racing Team	AND	Albert Estragués	ESP			Transam Euro Ford Mustang 2018	CUPAM	4	2:05.341	3	2:10.973	2	2:16.303	4	41:30.48	5		






Autodromo Nazionale Monza
International GT Open
Free Practice - 2
Best 5 Top Speeds



Top 1 Top 2 Top 3 Top 4 Top 5

Cl	N°	Entrant/Team	Nat	Driver 1	Nat	Driver 2	Nat	Vehicle	Cat	Cl	Km/h	Lap	Km/h	Lap	Km/h	Lap	Km/h	Lap	Km/h	Lap	Avg
1	16	Vincenzo Sospiri Racing	ITA	Giacomo Altoè	ITA	Federico Leo	ITA	Lamborghini Huracan GT3 EVO	PRO	1	276.2	5	272.7	13	271.3	8	271.3	12	270.6	11	272.4
2	18	Reno Racing	DNK	Marco Bonanomi	ITA	Jacopo Guidetti	ITA	Honda NSX GT3 Evo	PRO	2	276.2	20	275.5	21	274.8	11	274.8	15	274.8	24	275.2
3	9	2 Seas Motorsport	BHR	Martin Kodrić	HRV	Ethan Simioni	CAN	Mercedes AMG GT3 2020	PRO	3	274.8	8	272.7	6	272.7	7	272.0	3	272.0	4	272.8
4	11	Reno Racing	DNK	Jens Reno Møller	DNK	Marcus Páverud	NOR	Honda NSX GT3 Evo	PROAM	1	274.1	3	274.1	14	273.4	8	272.7	4	272.7	9	273.4
5	19	Vincenzo Sospiri Racing	ITA	Baptiste Moulin	BEL	Yuki Nemoto	JPN	Lamborghini Huracan GT3 EVO	PRO	4	274.1	10	272.7	3	270.6	2	270.6	12	269.3	24	271.5
6	73	Kessel Racing	CHE	Roman Ziemian	POL	Axcil Jefferies	ZWE	Ferrari 488 GT3 EVO	PROAM	2	274.1	18	272.7	13	271.3	14	271.3	15	271.3	17	272.1
7	7	Inception Racing	GBR	Brendan Iribe	USA	Ollie Millroy	GBR	McLaren 720 S GT3	PROAM	3	273.4	5	273.4	8	273.4	9	271.3	3	271.3	13	272.5
8	17	HP Racing International	DEU	Gerhard Tweraser	AUT	Jan Seyffert	DEU	Lamborghini Huracan GT3 EVO	PROAM	4	273.4	6	272.7	5	272.0	8	272.0	13	272.0	19	272.4
9	57	Nova Race Event	ITA	Luca Magnoni	ITA	Alberto Lippi	ITA	Honda NSX GT3 Evo	AM	1	273.4	20	273.4	21	273.4	24	273.4	25	272.7	19	273.2
10	72	Inception Racing	GBR	Nick Moss	GBR	Joe Osborne	GBR	McLaren 720 S GT3	PROAM	5	273.4	8	273.4	9	273.4	13	273.4	18	272.7	5	273.2
11	77	Lechner Racing	AUT	Al Faisal Al Zubair	CAN	Andy Soucek	ESP	Porsche 911 GT3-R II 2019	PRO	5	273.4	10	272.0	11	271.3	3	271.3	12	270.6	4	271.7
12	333	Rinaldi Racing	DEU	Benjamín Hites	DNL	Fabrizio Crestani	ITA	Ferrari 488 GT3 MY2020	PRO	6	272.7	4	272.7	9	272.7	10	272.7	21	272.7	22	272.7
13	25	Kessel Racing	CHE	Michael Dinan	USA			Ferrari 488 GT3 EVO	PRO	7	272.0	3	272.0	5	272.0	6	272.0	11	271.3	17	271.9
14	47	AKM Motorsport	SMR	Loris Spinelli	ITA	Florian Scholze	DEU	Mercedes AMG GT3 - 2020	PROAM	6	272.0	12	271.3	8	271.3	18	271.3	19	271.3	20	271.4
15	10	Leipert Motorsport	DEU	Brendon Leitch	NZL	Tyler Cooke	USA	Lamborghini Huracan GT3 EVO	PROAM	7	271.3	10	271.3	14	271.3	15	270.6	4	270.6	5	271.0
16	63	Vincenzo Sospiri Racing	ITA	Michele Beretta	ITA	Frederik Schandorff	DNK	Lamborghini Huracan GT3 EVO	PRO	8	270.6	4	270.0	8	268.6	5	268.6	7	267.3	3	269.0
17	44	Eugenio Pisani	ITA	Eugenio Pisani	ITA	Stefano Bozzoni	ITA	Porsche 911 GT3 Cup gen 1	CUPPA	1	270.0	8	266.6	10	264.7	5	264.7	14	263.4	13	265.8
18	26	Q1 by EMG Motorsport	BEL	Maciej Darmetko	POL	Artur Janosz	POL	Porsche 911 GT3 Cup gen 2	CUPPA	2	269.3	6	267.3	9	267.3	12	265.3	5	265.3	8	266.9
19	24	A&P Racing Team PTT Tech Support	POL	Maciej Blazek	POL	Mateusz Lisowski	POL	Porsche 991 GT3 Cup gen 2	CUPPA	3	266.6	15	266.0	6	265.3	5	265.3	9	265.3	12	265.7
20	33	Bonaldi Motorsport	ITA	Tomasz Magdziarz	POL	Daan Pijl	NLD	Porsche 911 GT3 Cup gen 2	CUPPA	4	265.3	4	265.3	23	264.7	15	264.7	16	264.0	13	264.8
21	100	Bonaldi Motorsport	ITA	Jakub Dwernicki	POL	Jan Antoszewski	POL	Porsche 911 GT3 Cup gen 2	CUPPA	5	265.3	5	265.3	12	264.7	19	264.0	16	262.7	14	264.4
22	12	Ghinzani Motorsport	ITA	Glauco Solieri	ITA			Porsche 911 GT3 Cup gen 2	CUPAM	1	264.7	5	264.7	15	264.0	14	263.4	6	263.4	12	264.0
23	27	Three Sixty Racing Team	AND	Marcio Mauro	BRA			Porsche 911 GT3 Cup gen 2	CUPAM	2	264.0	10	261.5	6	259.6	7	259.6	8	256.5	5	260.1
24	54	Q1 by EMG Motorsport	BEL	Jan Lauryszen	BEL			Porsche 992 GT3 Cup	CUPPA	6	262.7	13	262.1	6	261.5	8	260.2	7	259.6	11	261.2
25	32	Three Sixty Racing Team	AND	Fernando Fortes	BRA			Porsche 911 GT3 Cup gen 2	CUPAM	3	262.1	6	262.1	18	260.8	19	259.6	8	255.3	13	260.0
26	53	Q1 by EMG Motorsport	BEL	Nicolas Vandierendonck	BEL	Dirk Schouten	NLD	Porsche 992 GT3 Cup	CUPPA	7	260.2	5	260.2	13	260.2	15	260.2	20	260.2	21	260.2
27	126	Three Sixty Racing Team	AND	Albert Estragués	ESP			Transam Euro Ford Mustang 2018	CUPAM	4	206.1	3	205.3	6	196.3	4	171.7	2	138.6	5	183.6





Autodromo Nazionale Monza

International GT Open

Free Practice - 2


Fastest Laps Sequence

Autodromo Nazionale Monza 5.793 m.



Lap	Time of Day	Session Time	N°	Entrant/Team	Nat	Driver 1	Nat	Driver 2	Nat	Vehicle	Cat	Time	Km/h
2	11:03:49.244	3:49.244	72	Inception Racing		Nick Moss		Joe Osborne		McLaren 720 S GT3	PROAM	1:49.993	189.6
3	11:05:39.222	5:39.222	72	Inception Racing		Nick Moss		Joe Osborne		McLaren 720 S GT3	PROAM	1:49.978	189.6
2	11:05:57.855	5:57.855	18	Reno Racing		Marco Bonanomi		Jacopo Guidetti		Honda NSX GT3 Evo	PRO	1:49.226	190.9
3	11:07:46.922	7:46.922	18	Reno Racing		Marco Bonanomi		Jacopo Guidetti		Honda NSX GT3 Evo	PRO	1:49.067	191.2
4	11:09:35.451	9:35.451	18	Reno Racing		Marco Bonanomi		Jacopo Guidetti		Honda NSX GT3 Evo	PRO	1:48.529	192.1
4	11:12:37.390	12:37.390	9	2 Seas Motorsport		Martin Kodrić		Ethan Simioni		Mercedes AMG GT3 2020	PRO	1:48.419	192.3
3	11:14:58.656	14:58.656	16	Vincenzo Sospiri Racing		Giacomo Altoè		Federico Leo		Lamborghini Huracan GT3 EVO	PRO	1:48.416	192.3
6	11:16:14.267	16:14.267	9	2 Seas Motorsport		Martin Kodrić		Ethan Simioni		Mercedes AMG GT3 2020	PRO	1:48.031	193.0






Autodromo Nazionale Monza
International GT Open
Free Practice - 2
Event Best Maximum Speed



N°	Entrant/Team	Nat	Driver 1	Nat	Driver 2	Nat	Vehicle	Cat	Km/h	Session
18	Reno Racing		Marco Bonanomi		Jacopo Guidetti		Honda NSX GT3 Evo	PRO	276.2	Private test - 1
9	2 Seas Motorsport		Martin Kodrić		Ethan Simioni		Mercedes AMG GT3 2020	PRO	276.2	Private test - 2
16	Vincenzo Sospiri Racing		Giacomo Altoè		Federico Leo		Lamborghini Huracan GT3 EVO	PRO	276.2	Free Practice - 2
63	Vincenzo Sospiri Racing		Michele Beretta		Freederik Schandorff		Lamborghini Huracan GT3 EVO	PRO	274.8	Private test - 1
72	Inception Racing		Nick Moss		Joe Osborne		McLaren 720 S GT3	PROAM	274.8	Private test - 2
333	Rinaldi Racing		Benjamin Hites		Fabrizio Crestani		Ferrari 488 GT3 MY2020	PRO	274.1	Private test - 2
11	Reno Racing		Jens Reno Møller		Marcus Páverud		Honda NSX GT3 Evo	PROAM	274.1	Free Practice - 2
19	Vincenzo Sospiri Racing		Baptiste Moulin		Yuki Nemoto		Lamborghini Huracan GT3 EVO	PRO	274.1	Free Practice - 2
73	Kessel Racing		Roman Ziemian		Axcil Jefferies		Ferrari 488 GT3 EVO	PROAM	274.1	Free Practice - 2
77	Lechner Racing		Al Faisal Al Zubair		Andy Soucek		Porsche 911 GT3-R II 2019	PRO	273.4	Private test - 1
25	Kessel Racing		Michael Dinan				Ferrari 488 GT3 EVO	PRO	273.4	Private test - 1
17	HP Racing International		Gerhard Tweraser		Jan Seyffert		Lamborghini Huracan GT3 EVO	PROAM	273.4	Private test - 2
7	Inception Racing		Brendan Iribe		Ollie Millroy		McLaren 720 S GT3	PROAM	273.4	Free Practice - 2
57	Nova Race Event		Luca Magnoni		Alberto Lippi		Honda NSX GT3 Evo	AM	273.4	Free Practice - 2
10	Leipert Motorsport		Brendon Leitch		Tyler Cooke		Lamborghini Huracan GT3 EVO	PROAM	272.7	Private test - 1
47	AKM Motorsport		Loris Spinelli		Florian Scholze		Mercedes AMG GT3 - 2020	PROAM	272.0	Free Practice - 2
24	A&P Racing Team PTT Tech Support		Maciej Blazek		Mateusz Lisowski		Porsche 991 GT3 Cup gen 2	CUPPA	270.0	Private test - 2
44	Eugenio Pisani		Eugenio Pisani		Stefano Bozzoni		Porsche 911 GT3 Cup gen 1	CUPPA	270.0	Free Practice - 2
26	Q1 by EMG Motorsport		Maciej Darmetko		Artur Janosz		Porsche 911 GT3 Cup gen 2	CUPPA	269.3	Free Practice - 2
33	Bonaldi Motorsport		Tomasz Magdziarz		Daan Pijl		Porsche 911 GT3 Cup gen 2	CUPPA	266.6	Free Practice - 1
100	Bonaldi Motorsport		Jakub Dwernicki		Jan Antoszewski		Porsche 911 GT3 Cup gen 2	CUPPA	266.0	Free Practice - 1
12	Ghinzani Motorsport		Glauco Solieri				Porsche 911 GT3 Cup gen 2	CUPAM	264.7	Free Practice - 2
27	Three Sixty Racing Team		Marcio Mauro				Porsche 911 GT3 Cup gen 2	CUPAM	264.0	Free Practice - 2
54	Q1 by EMG Motorsport		Jan Lauryszen				Porsche 992 GT3 Cup	CUPPA	262.7	Private test - 1
32	Three Sixty Racing Team		Fernando Fortes				Porsche 911 GT3 Cup gen 2	CUPAM	262.1	Free Practice - 2
53	Q1 by EMG Motorsport		Nicolas Vandierendonck		Dirk Schouten		Porsche 992 GT3 Cup	CUPPA	261.5	Private test - 2
126	Three Sixty Racing Team		Albert Estragués				Transam Euro Ford Mustang 2018	CUPAM	206.1	Free Practice - 2





Autodromo Nazionale Monza
International GT Open
Free Practice - 2
Pit Stop Analysis



7 Brendan Iribe McLaren 720 S GT3
PROAM Ollie Millroy Inception Racing

N°	In Day Time	In Time	Out Time	Pit Time	T. Pit Time	Handicap	Diff.
1	11:09:45.760	11:09:45.760	11:13:19.536	3:33.776	3:33.776		
2	11:20:41.885	11:20:41.885	11:22:46.969	2:05.084	5:38.860		
3	11:30:09.866	11:30:09.866	11:32:43.605	2:33.739	8:12.599		
4	11:38:17.965	11:38:17.965	11:43:16.813	4:58.848	13:11.447		

9 Martin Kodrić Mercedes AMG GT3 2020
PRO Ethan Simioni 2 Seas Motorsport

N°	In Day Time	In Time	Out Time	Pit Time	T. Pit Time	Handicap	Diff.
1	11:19:51.296	11:19:51.296	11:21:52.217	2:00.921	2:00.921		
2	11:32:46.392	11:32:46.392	11:41:55.955	9:09.563	11:10.484		
3	11:49:41.733	11:49:41.733	11:50:59.926	1:18.193	12:28.677		
4	11:52:50.711	11:52:50.711	11:54:07.166	1:16.455	13:45.132		
5	11:57:06.275	11:57:06.275	11:58:25.918	1:19.643	15:04.775		

10 Brendon Leitch Lamborghini Huracan GT3 EVO
PROAM Tyler Cooke Leipert Motorsport

N°	In Day Time	In Time	Out Time	Pit Time	T. Pit Time	Handicap	Diff.
1	11:17:14.768	11:17:14.768	11:19:41.229	2:26.461	2:26.461		
2	11:38:08.887	11:38:08.887	11:42:37.053	4:28.166	6:54.627		

11 Jens Reno Møller Honda NSX GT3 Evo
PROAM Marcus Pæverud Reno Racing

N°	In Day Time	In Time	Out Time	Pit Time	T. Pit Time	Handicap	Diff.
1	11:10:29.708	11:10:29.708	11:13:09.818	2:40.110	2:40.110		
2	11:20:45.209	11:20:45.209	11:22:54.061	2:08.852	4:48.962		
3	11:32:11.609	11:32:11.609	11:33:27.539	1:15.930	6:04.892		
4	11:40:54.256	11:40:54.256	11:42:02.396	1:08.140	7:13.032		

12 Glauco Solieri Porsche 911 GT3 Cup gen 2
CUPAM Ghinzani Motorsport

N°	In Day Time	In Time	Out Time	Pit Time	T. Pit Time	Handicap	Diff.
1	11:12:59.057	11:12:59.057	11:17:44.810	4:45.753	4:45.753		
2	11:39:40.354	11:39:40.354	11:46:14.898	6:34.544	11:20.297		

16 Giacomo Altoè Lamborghini Huracan GT3 EVO
PRO Federico Leo Vincenzo Sospiri Racing

N°	In Day Time	In Time	Out Time	Pit Time	T. Pit Time	Handicap	Diff.
1	11:24:02.526	11:24:02.526	11:29:11.063	5:08.537	5:08.537		
2	11:43:46.015	11:43:46.015	11:45:47.380	2:01.365	7:09.902		

17 Gerhard Tweraser Lamborghini Huracan GT3 EVO
PROAM Jan Seyffert HP Racing International

N°	In Day Time	In Time	Out Time	Pit Time	T. Pit Time	Handicap	Diff.
1	11:13:00.607	11:13:00.607	11:16:54.202	3:53.595	3:53.595		
2	11:26:07.812	11:26:07.812	11:29:17.928	3:10.116	7:03.711		
3	11:38:28.955	11:38:28.955	11:41:28.028	2:59.073	10:02.784		
4	11:47:06.641	11:47:06.641	11:49:25.515	2:18.874	12:21.658		

18 Marco Bonanomi Honda NSX GT3 Evo
PRO Jacopo Guidetti Reno Racing

N°	In Day Time	In Time	Out Time	Pit Time	T. Pit Time	Handicap	Diff.
1	11:11:25.379	11:11:25.379	11:12:41.280	1:15.901	1:15.901		
2	11:20:04.084	11:20:04.084	11:22:09.498	2:05.414	3:21.315		
3	11:29:27.033	11:29:27.033	11:31:04.428	1:37.395	4:58.710		
4	11:36:31.932	11:36:31.932	11:37:47.558	1:15.626	6:14.336		
5	11:47:01.756	11:47:01.756	11:50:49.169	3:47.413	10:01.749		

19 Baptiste Moulin Lamborghini Huracan GT3 EVO
PRO Yuki Nemoto Vincenzo Sospiri Racing

N°	In Day Time	In Time	Out Time	Pit Time	T. Pit Time	Handicap	Diff.
1	11:14:06.606	11:14:06.606	11:17:06.295	2:59.689	2:59.689		
2	11:26:39.490	11:26:39.490	11:28:43.089	2:03.599	5:03.288		
3	11:36:07.300	11:36:07.300	11:37:32.749	1:25.449	6:28.737		
4	11:44:51.372	11:44:51.372	11:47:51.857	3:00.485	9:29.222		
5	11:49:49.475	11:49:49.475	11:51:05.947	1:16.472	10:45.694		

24 Maciej Blazek Porsche 991 GT3 Cup gen 2
CUPPA Mateusz Lisowski A&P Racing Team PTT Tech Support

N°	In Day Time	In Time	Out Time	Pit Time	T. Pit Time	Handicap	Diff.
1	11:25:24.764	11:25:24.764	11:35:23.938	9:59.174	9:59.174		
2	11:48:59.321	11:48:59.321	11:50:43.719	1:44.398	11:43.572		

25 Michael Dinan Ferrari 488 GT3 EVO
PRO Kessel Racing

N°	In Day Time	In Time	Out Time	Pit Time	T. Pit Time	Handicap	Diff.
1	11:14:44.967	11:14:44.967	11:18:27.131	3:42.164	3:42.164		
2	11:25:55.430	11:25:55.430	11:28:59.385	3:03.955	6:46.119		
3	11:36:23.726	11:36:23.726	11:39:26.451	3:02.725	9:48.844		
4	11:45:03.732	11:45:03.732	11:48:24.831	3:21.099	13:09.943		

26 Maciej Darmetko Porsche 911 GT3 Cup gen 2
CUPPA Artur Janosz Q1 by EMG Motorsport

N°	In Day Time	In Time	Out Time	Pit Time	T. Pit Time	Handicap	Diff.
1	11:18:45.652	11:18:45.652	11:30:25.035	11:39.383	11:39.383		
2	11:36:18.629	11:36:18.629	11:41:40.145	5:21.516	17:00.899		

27 Marcio Mauro Porsche 911 GT3 Cup gen 2
CUPAM Three Sixty Racing Team

N°	In Day Time	In Time	Out Time	Pit Time	T. Pit Time	Handicap	Diff.
1	11:25:11.740	11:25:11.740	11:33:36.282	8:24.542	8:24.542		
2	11:41:44.559	11:41:44.559	11:45:46.922	4:02.363	12:26.905		
3	11:53:58.483	11:53:58.483	11:58:12.996	4:14.513	16:41.418		

32 Fernando Fortes Porsche 911 GT3 Cup gen 2
CUPAM Three Sixty Racing Team

N°	In Day Time	In Time	Out Time	Pit Time	T. Pit Time	Handicap	Diff.
1	11:23:08.848	11:23:08.848	11:26:41.108	3:32.260	3:32.260		
2	11:34:49.028	11:34:49.028	11:39:22.440	4:33.412	8:05.672		
3	11:51:36.294	11:51:36.294	11:53:58.024	2:21.730	10:27.402		
4	11:57:16.620	11:57:16.620	11:58:23.435	1:06.815	11:34.217		


33 Tomasz Magdziarz Porsche 911 GT3 Cup gen 2
CUPPA Daan Pijl Bonaldi Motorsport

N°	In Day Time	In Time	Out Time	Pit Time	T. Pit Time	Handicap	Diff.
1	11:26:34.223	11:26:34.223	11:29:14.794	2:40.571	2:40.571		
2	11:40:48.798	11:40:48.798	11:42:49.220	2:00.422	4:40.993		

44 Eugenio Pisani Porsche 911 GT3 Cup gen 1
CUPPA Stefano Bozzoni Eugenio Pisani

N°	In Day Time	In Time	Out Time	Pit Time	T. Pit Time	Handicap	Diff.
1	11:10:38.679	11:10:38.679	11:14:48.688	4:10.009	4:10.009		
2	11:24:50.291	11:24:50.291	11:31:34.748	6:44.457	10:54.466		
3	11:39:22.438	11:39:22.438	11:50:42.256	11:19.818	22:14.284		





Autodromo Nazionale Monza
International GT Open
Free Practice - 2
Pit Stop Analysis



47 Loris Spinelli Mercedes AMG GT3 - 2020
 PROAM Florian Scholze AKM Motorsport

N°	In Day Time	In Time	Out Time	Pit Time	T. Pit Time	Handicap	Diff.
1	11:04:34.820	11:04:34.820	11:05:59.787	1:24.967	1:24.967		
2	11:15:12.300	11:15:12.300	11:21:19.361	6:07.061	7:32.028		
3	11:34:09.482	11:34:09.482	11:40:32.113	6:22.631	13:54.659		

53 Nicolas Vandierendonck Porsche 992 GT3 Cup
 CUPPA Dirk Schouten Q1 by EMG Motorsport

N°	In Day Time	In Time	Out Time	Pit Time	T. Pit Time	Handicap	Diff.
1	11:14:30.588	11:14:30.588	11:19:06.391	4:35.803	4:35.803		
2	11:30:54.571	11:30:54.571	11:34:03.874	3:09.303	7:45.106		
3	11:43:42.319	11:43:42.319	11:45:34.735	1:52.416	9:37.522		

54 Jan Laurysen Porsche 992 GT3 Cup
 CUPPA Q1 by EMG Motorsport

N°	In Day Time	In Time	Out Time	Pit Time	T. Pit Time	Handicap	Diff.
1	11:13:21.187	11:13:21.187	11:15:04.015	1:42.828	1:42.828		
2	11:22:52.613	11:22:52.613	11:26:11.951	3:19.338	5:02.166		
3	11:37:57.721	11:37:57.721	11:41:31.814	3:34.093	8:36.259		

57 Luca Magnoni Honda NSX GT3 Evo
 AM Alberto Lippi Nova Race Event

N°	In Day Time	In Time	Out Time	Pit Time	T. Pit Time	Handicap	Diff.
1	11:13:41.472	11:13:41.472	11:16:27.149	2:45.677	2:45.677		
2	11:29:34.534	11:29:34.534	11:32:06.672	2:32.138	5:17.815		
3	11:47:05.536	11:47:05.536	11:49:47.896	2:42.360	8:00.175		

63 Michele Beretta Lamborghini Huracan GT3 EVO
 PRO Freederik Schandorff Vincenzo Sospiri Racing

N°	In Day Time	In Time	Out Time	Pit Time	T. Pit Time	Handicap	Diff.
1	11:41:47.196	11:41:47.196	11:48:04.502	6:17.306	6:17.306		

72 Nick Moss McLaren 720 S GT3
 PROAM Joe Osborne Inception Racing

N°	In Day Time	In Time	Out Time	Pit Time	T. Pit Time	Handicap	Diff.
1	11:09:17.841	11:09:17.841	11:17:04.595	7:46.754	7:46.754		
2	11:24:53.760	11:24:53.760	11:27:08.329	2:14.569	10:01.323		
3	11:51:12.688	11:51:12.688	11:52:15.785	1:03.097	11:04.420		

73 Roman Ziemian Ferrari 488 GT3 EVO
 PROAM Axcil Jefferies Kessel Racing

N°	In Day Time	In Time	Out Time	Pit Time	T. Pit Time	Handicap	Diff.
1	11:11:40.689	11:11:40.689	11:13:53.686	2:12.997	2:12.997		
2	11:23:14.753	11:23:14.753	11:26:01.196	2:46.443	4:59.440		
3	11:35:30.010	11:35:30.010	11:39:36.987	4:06.977	9:06.417		
4	11:45:06.782	11:45:06.782	11:47:43.655	2:36.873	11:43.290		

77 Al Faisal Al Zubair Porsche 911 GT3-R II 2019
 PRO Andy Soucek Lechner Racing

N°	In Day Time	In Time	Out Time	Pit Time	T. Pit Time	Handicap	Diff.
1	11:17:24.944	11:17:24.944	11:19:33.100	2:08.156	2:08.156		
2	11:28:45.631	11:28:45.631	11:30:00.194	1:14.563	3:22.719		
3	11:42:56.055	11:42:56.055	11:45:13.026	2:16.971	5:39.690		
4	11:52:40.561	11:52:40.561	11:53:55.809	1:15.248	6:54.938		
5	11:56:39.403	11:56:39.403	11:57:54.463	1:15.060	8:09.998		

100 Jakub Dwernicki Porsche 911 GT3 Cup gen 2
 CUPPA Jan Antoszewski Bonaldi Motorsport

N°	In Day Time	In Time	Out Time	Pit Time	T. Pit Time	Handicap	Diff.
1	11:03:17.500	11:03:17.500	11:04:16.393	58.893	58.893		
2	11:14:09.278	11:14:09.278	11:16:52.090	2:42.812	3:41.705		
3	11:28:29.369	11:28:29.369	11:32:00.922	3:31.553	7:13.258		

126 Albert Estragués Transam Euro Ford Mustang 2018
 CUPAM Three Sixty Racing Team

N°	In Day Time	In Time	Out Time	Pit Time	T. Pit Time	Handicap	Diff.
1	11:12:13.436	11:12:13.436	11:51:30.269	39:16.833	39:16.833		

333 Benjamín Hites Ferrari 488 GT3 MY2020
 PRO Fabrizio Crestani Rinaldi Racing

N°	In Day Time	In Time	Out Time	Pit Time	T. Pit Time	Handicap	Diff.
1	11:11:02.765	11:11:02.765	11:14:20.196	3:17.431	3:17.431		
2	11:23:30.520	11:23:30.520	11:24:45.984	1:15.464	4:32.895		
3	11:26:36.338	11:26:36.338	11:29:27.466	2:51.128	7:24.023		
4	11:42:21.042	11:42:21.042	11:44:47.888	2:26.846	9:50.869		

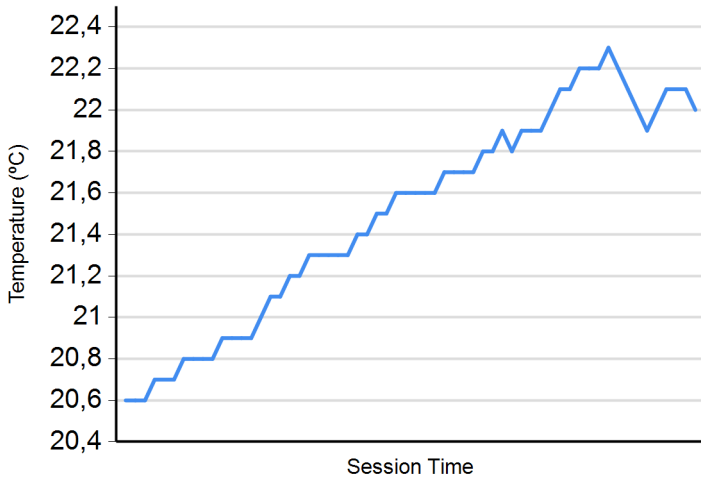




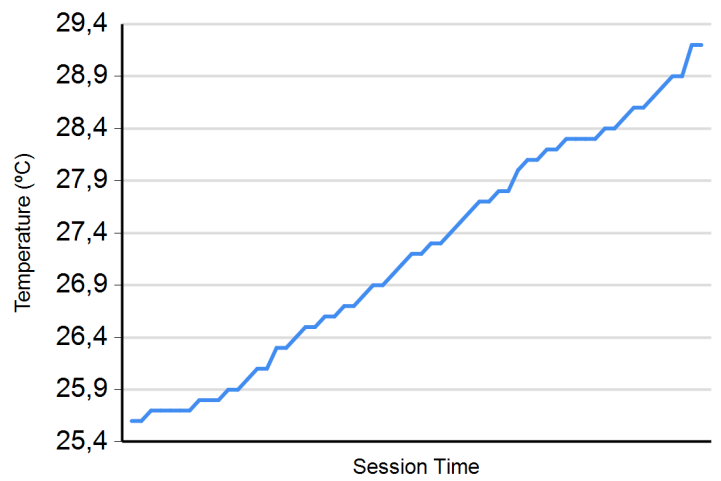
Autodromo Nazionale Monza
International GT Open
Free Practice - 2
Weather Report



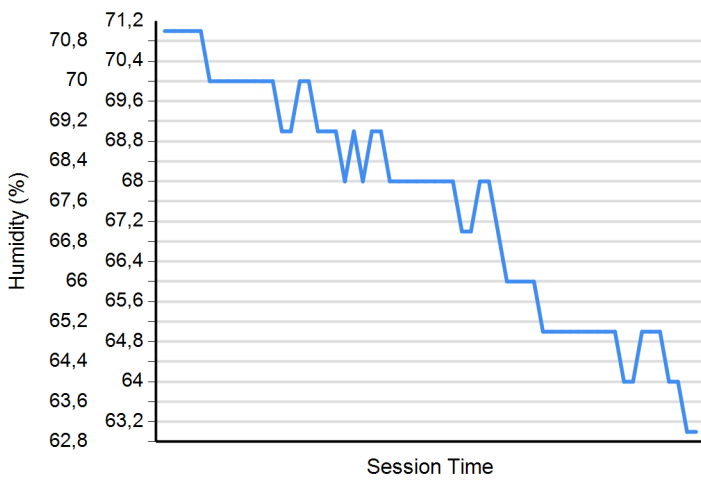
Air Temperature



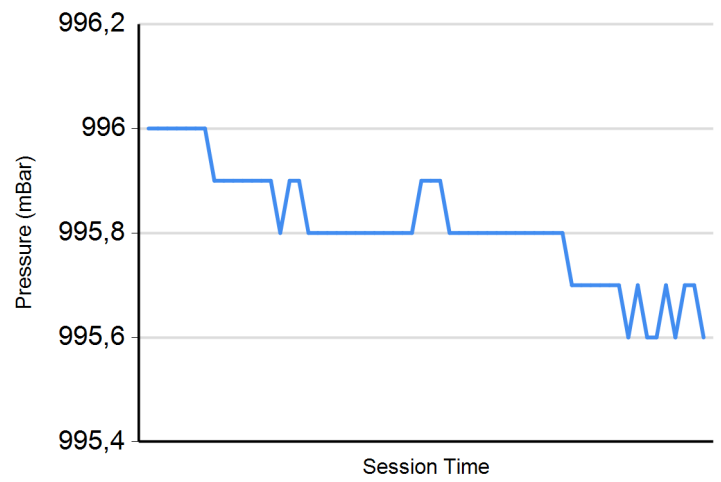
Track Temperature



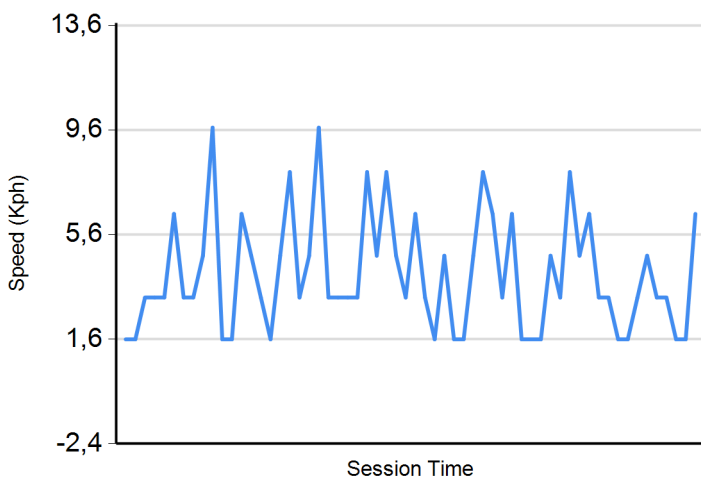
Humidity



Pressure

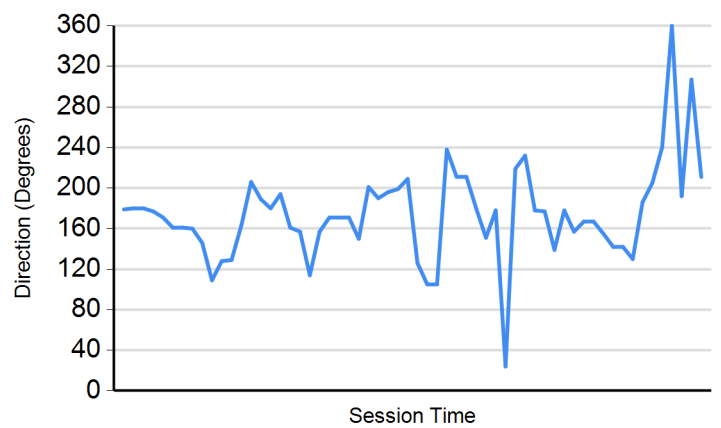



Wind Speed



Wind direction

North = 0°/360° Est = 90° South = 180° West = 270°





Autodromo Nazionale Monza
International GT Open
Free Practice - 1 - 2
Combined Results



Autodromo Nazionale Monza 5.793 m

Cls	N°	Entrant/Team	Nat	Driver 1	Nat	Driver 2	Nat	Vehicle	Cat	Cls	Laps	FP1	FP2	Best	Gap	Interval	Km/h	
1	9	2 Seas Motorsport	BHR	Martin Kodrić	HRV	Ethan Simioni	CAN	Mercedes AMG GT3 2020	PRO	1	21		1:48.031	6	1:48.031		193.0	
2	16	Vincenzo Sospiri Racing	ITA	Giacomo Altoè	ITA	Federico Leo	ITA	Lamborghini Huracan GT3 EVO	PRO	2	22		1:48.242	7	1:48.242	0.211	192.6	
3	73	Kessel Racing	CHE	Roman Ziemian	POL	Axcil Jefferies	ZWE	Ferrari 488 GT3 EVO	PROAM	1	43	1:50.770	11	1:48.505	17	1:48.505	0.474	192.2
4	18	Reno Racing	DNK	Marco Bonanomi	ITA	Jacopo Guidetti	ITA	Honda NSX GT3 Evo	PRO	3	24		1:48.527	12	1:48.527	0.496	192.1	
5	47	AKM Motorsport	SMR	Loris Spinelli	ITA	Florian Scholze	DEU	Mercedes AMG GT3 - 2020	PROAM	2	43	1:48.849	11	1:48.762	11	1:48.762	0.731	191.7
6	17	HP Racing International	DEU	Gerhard Tweraser	AUT	Jan Seyffert	DEU	Lamborghini Huracan GT3 EVO	PROAM	3	40	1:48.924	5	1:49.684	14	1:48.924	0.893	191.4
7	72	Inception Racing	GBR	Nick Moss	GBR	Joe Osborne	GBR	McLaren 720 S GT3	PROAM	4	48	1:48.971	15	1:49.648	4	1:48.971	0.940	191.3
8	10	Leipert Motorsport	DEU	Brendon Leitch	NZL	Tyler Cooke	USA	Lamborghini Huracan GT3 EVO	PROAM	5	22		1:49.023	7	1:49.023	0.992	191.2	
9	77	Lechner Racing	AUT	Al Faisal Al Zubair	QAT	Andy Soucek	ESP	Porsche 911 GT3-R II 2019	PRO	4	25		1:49.065	6	1:49.065	1.034	191.2	
10	19	Vincenzo Sospiri Racing	ITA	Baptiste Moulin	BEL	Yuki Nemoto	JPN	Lamborghini Huracan GT3 EVO	PRO	5	24		1:49.277	18	1:49.277	1.246	190.8	
11	333	Rinaldi Racing	DEU	Benjamin Hites	CHL	Fabrizio Crestani	ITA	Ferrari 488 GT3 MY2020	PRO	6	23		1:49.454	8	1:49.454	1.423	190.5	
12	7	Inception Racing	GBR	Brendan Iribe	USA	Ollie Millroy	GBR	McLaren 720 S GT3	PROAM	6	28	1:58.974	2	1:49.772	7	1:49.772	1.741	189.9
13	63	Vincenzo Sospiri Racing	ITA	Michele Beretta	ITA	Frederik Schandorff	DNK	Lamborghini Huracan GT3 EVO	PRO	7	8		1:49.829	7	1:49.829	1.798	189.8	
14	25	Kessel Racing	CHE	Michael Dinan	USA			Ferrari 488 GT3 EVO	PRO	8	22		1:49.880	10	1:49.880	1.849	189.7	
15	11	Reno Racing	DNK	Jens Reno Møller	DNK	Marcus Páverud	NOR	Honda NSX GT3 Evo	PROAM	7	30	1:50.774	3	1:49.924	23	1:49.924	1.893	189.7
16	57	Nova Race Event	ITA	Luca Magnoni	ITA	Alberto Lippi	ITA	Honda NSX GT3 Evo	AM	1	48	1:50.265	19	1:50.046	20	1:50.046	2.015	189.5
17	24	A&P Racing Team PTT Tech Support	POL	Maciej Blazek	POL	Mateusz Lisowski	POL	Porsche 991 GT3 Cup gen 2	CUPPA	1	20		1:54.271	18	1:54.271	6.240	182.5	
18	53	Q1 by EMG Motorsport	BEL	Nicolas Vandierendonck	BEL	Dirk Schouten	NLD	Porsche 992 GT3 Cup	CUPPA	2	43	1:55.829	17	1:54.305	11	1:54.305	6.274	182.4
19	54	Q1 by EMG Motorsport	BEL	Jan Laurysen	BEL			Porsche 992 GT3 Cup	CUPPA	3	34	1:55.055	7	1:54.403	12	1:54.403	6.372	182.2
20	33	Bonaldi Motorsport	ITA	Tomasz Magdziarz	POL	Daan Pijl	NLD	Porsche 911 GT3 Cup gen 2	CUPPA	4	42	1:55.773	17	1:54.538	15	1:54.538	6.507	182.0
21	100	Bonaldi Motorsport	ITA	Jakub Dwernicki	POL	Jan Antoszewski	POL	Porsche 911 GT3 Cup gen 2	CUPPA	5	38	1:56.571	15	1:55.064	9	1:55.064	7.033	181.2
22	26	Q1 by EMG Motorsport	BEL	Maciej Darmetko	POL	Artur Janosz	POL	Porsche 911 GT3 Cup gen 2	CUPPA	6	32	1:56.372	9	1:55.162	11	1:55.162	7.131	181.0
23	44	Eugenio Pisani	ITA	Eugenio Pisani	ITA	Stefano Bozzoni	ITA	Porsche 911 GT3 Cup gen 1	CUPPA	7	28	2:02.819	11	1:55.694	9	1:55.694	7.663	180.2
24	12	Ghinzani Motorsport	ITA	Glauco Solieri	ITA			Porsche 911 GT3 Cup gen 2	CUPAM	1	22		1:57.045	20	1:57.045	9.014	178.1	
25	32	Three Sixty Racing Team	AND	Fernando Fortes	BRA			Porsche 911 GT3 Cup gen 2	CUPAM	2	37	1:59.634	14	1:58.412	17	1:58.412	10.381	176.1
26	27	Three Sixty Racing Team	AND	Marcio Mauro	BRA			Porsche 911 GT3 Cup gen 2	CUPAM	3	37	1:59.995	15	1:58.578	8	1:58.578	10.547	175.8
27	126	Three Sixty Racing Team	AND	Albert Estragués	ESP			Transam Euro Ford Mustang 2018	CUPAM	4	9	2:14.170	2	2:05.341	3	2:05.341	17.310	166.3


*** PENALTIES**

- CAR 17 TIME 1:49.561 DELETED TRACK LIMITS AT T 10
- CAR 100 TIME 1:58.329 DELETED TRACK LIMITS AT T 10
- CAR 17 TIME 1:49.411 DELETED TRACK LIMITS AT T 10
- CAR 54 TIME 1:55.011 DELETED TRACK LIMITS AT T 10
- CAR 53 TIME 1:56.348 DELETED TRACK LIMITS AT T 10

Published at:.....

Stewards:	Race Director:	Timekeeper: Luis Angel García Nuñez <i>[Signature]</i> JOB/I-0020-ESP
------------------	-----------------------	--





Autodromo Nazionale Monza

International GT Open

Free Practice - 1 - 2

Combined Results

Autodromo Nazionale Monza 5.793 m.



CAR 73 TIME 1:52.971 DELETED TRACK LIMITS AT T 10

CAR 44 TIME 1:56.336 DELETED TRACK LIMITS AT T 11 AND FOLLOWING LAP WILL ALSO BE DELETED

CAR 9 TIME 1:48.301 DELETED TRACK LIMITS AT T 11 - FOLLOWING LAP WILL ALSO BE DELETED

CAR 32 TIME 1:59.728 DELETED TRACK LIMITS AT T 11 FOLLOWING LAP WILL ALSO BE DELETED

CAR 72 TIME 1:49.624 DELETED TRACK LIMITS AT T 11 FOLLOWING LAP WILL ALSO BE DELETED

CAR 7 TIME 3:50.543 DELETED TRACK LIMITS AT T 11 FOLLOWING LAP WILL ALSO BE DELETED

CAR 72 TIME 1:55.099 DELETED TRACK LIMITS AT T 11 FOLLOWING LAP WILL ALSO BE DELETED

CAR 19 TIME 1:49.734 DELETED TRACK LIMITS AT T 10

Published at:.....

Stewards:

Race Director:

Timekeeper:

Luís Angel García Nuñez

JOB/I-0020-ESP

