



**Autodromo Nazionale Monza**  
**International GT Open**  
**Race - 1**  
**Provisional Results**



Autodromo Nazionale Monza 5.793 m.

Cls	N°	Entrant/Team	Nat	Driver 1	Nat	Driver 2	Nat	Vehicle	Cat	Cl	Laps	Total Time	Gap	Interval	Km/h	Best	Time	Km/h
1	9	2 Seas Motorsport	CRO	<b>Martin Kodrić</b>	CRO	Ethan Simioni	CAN	Mercedes AMG GT3 2020	PRO	1	38	1:11:45.528			184.0	18	1:48.614	192.0
2	63	Vincenzo Sospiri Racing	ITA	<b>Michele Beretta</b>	ITA	Frederik Schandorff	DNK	Lamborghini Huracan GT3 EVO	PRO	2	38	1:11:48.241	2.713	2.713	183.9	29	1:48.397	192.3
3	18	Reno Racing	DNK	<b>Marco Bonanomi</b>	ITA	Jacopo Guidetti	ITA	Honda NSX GT3 Evo	PRO	3	38	1:11:49.602	4.074	1.361	183.8	22	1:48.688	191.8
4	333	Rinaldi Racing	DEU	<b>Benjamin Hites</b>	CHE	Fabrizio Crestani	ITA	Ferrari 488 GT3 MY2020	PRO	4	38	1:12:00.143	14.615	10.541	183.4	17	1:48.667	191.9
5	77	Lechner Racing	AUT	Al Faisal Al Zubair	CAN	<b>Andy Soucek</b>	ESP	Porsche 911 GT3-R II 2019	PRO	5	38	1:12:01.130	15.602	0.987	183.3	30	1:48.969	191.3
6	72	Inception Racing	GBR	<b>Nick Moss</b>	GBR	Joe Osborne	GBR	McLaren 720 S GT3	PROAM	1	38	1:12:13.018	27.490	11.888	182.8	21	1:48.993	191.3
7	10	Leipert Motorsport	DEU	<b>Brendon Leitch</b>	NZL	Tyler Cooke	USA	Lamborghini Huracan GT3 EVO	PROAM	2	38	1:12:13.662	28.134	0.644	182.8	6	1:49.217	190.9
8	17	HP Racing International	DEU	Gerhard Tweraser	AUT	<b>Jan Seyffert</b>	DEU	Lamborghini Huracan GT3 EVO	PROAM	3	38	1:12:15.997	30.469	2.335	182.7	23	1:49.193	190.9
9	47	AKM Motorsport	GBR	Loris Spinelli	ITA	<b>Florian Scholze</b>	DEU	Mercedes AMG GT3 - 2020	PROAM	4	38	1:12:16.927	31.399	0.930	182.7	20	1:48.583	192.0
10	25	Kessel Racing	CHE	Michael Dinan	USA			Ferrari 488 GT3 EVO	PRO	6	38	1:12:26.872	41.344	9.945	182.3	28	1:49.454	190.5
11	73	Kessel Racing	CHE	<b>Roman Ziemian</b>	POL	Axcil Jefferies	ZWE	Ferrari 488 GT3 EVO	PROAM	5	38	1:12:30.576	45.048	3.704	182.1	23	1:49.154	191.0
12	11	Reno Racing	DNK	<b>Jens Reno Moller</b>	DNK	Marcus Paverud	NOR	Honda NSX GT3 Evo	PROAM	6	38	1:12:47.043	1:01.515	16.467	181.4	29	1:49.516	190.4
13	57	Nova Race Event	ITA	<b>Luca Magnoni</b>	ITA	Alberto Lippi	ITA	Honda NSX GT3 Evo	AM	1	38	1:13:08.590	1:23.062	21.547	180.5	38	1:50.491	188.7
14	53	Q1 by EMG Motorsport	BEL	<b>Nicolas Vandierendonck</b>	BEL	Dirk Schouten	NLD	Porsche 992 GT3 Cup	CUPPA	1	36	1:12:31.019	2 Laps	2 Laps	172.5	17	1:54.328	182.4
15	7	Inception Racing	GBR	Brendan Iribe	USA	<b>Ollie Millroy</b>	GBR	McLaren 720 S GT3	PROAM	7	36	1:12:59.568	2 Laps	28.549	171.4	25	1:50.438	188.8
16	12	Ghinzani Motorsport	ITA	Glauco Solieri	ITA			Porsche 911 GT3 Cup gen 2	CUPAM	1	35	1:12:15.150	3 Laps	1 Lap	168.3	27	1:56.365	179.2
17	32	Three Sixty Racing Team	ESP	Fernando Fortes	BRA			Porsche 911 GT3 Cup gen 2	CUPAM	2	35	1:12:20.707	3 Laps	5.557	168.1	24	1:57.229	177.8
18	27	Three Sixty Racing Team	AND	Marcio Mauro	BRA			Porsche 911 GT3 Cup gen 2	CUPAM	3	35	1:12:28.805	3 Laps	8.098	167.8	13	1:57.651	177.2
19	44	Eugenio Pisani	ITA	<b>Eugenio Pisani</b>	ITA	Stefano Bozzoni	ITA	Porsche 911 GT3 Cup gen 1	CUPPA	2	35	1:12:46.341	3 Laps	17.536	167.1	12	1:55.501	180.5

Not classified: (Requirements: 75% of number laps of leader = 29 Laps)

24	A&P Racing Team PTT Tech Support	POL	<b>Maciej Blazek</b>	POL	Mateusz Lisowski	POL	Porsche 991 GT3 Cup gen 2	CUPPA	3	28	1:13:31.878	10 Laps	7 Laps	132.3	23	1:55.229	180.9
54	Q1 by EMG Motorsport	BEL	Jan Laurysen	BEL			Porsche 992 GT3 Cup	CUPPA	4	22	45:38.480	16 Laps	6 Laps	167.5	13	1:55.126	181.1
16	Vincenzo Sospiri Racing	ITA	Giacomo Altoè	ITA	<b>Federico Leo</b>	ITA	Lamborghini Huracan GT3 EVO	PRO	7	7	13:04.226	31 Laps	15 Laps	186.1	4	1:49.803	189.9
100	Bonaldi Motorsport	ITA	<b>Jakub Dwernicki</b>	POL	Jan Antoszewski	POL	Porsche 911 GT3 Cup gen 2	CUPPA	5	7	14:09.348	31 Laps	1:05.122	171.8	3	1:58.728	175.6
19	Vincenzo Sospiri Racing	ITA	<b>Baptiste Moulin</b>	BEL	Yuki Nemoto	JPN	Lamborghini Huracan GT3 EVO	PRO	8	2	4:34.919	36 Laps	5 Laps	151.7	1	1:58.174	176.4
26	Q1 by EMG Motorsport	BEL	<b>Maciej Darmetko</b>	POL	Artur Janosz	POL	Porsche 911 GT3 Cup gen 2	CUPPA	6	1	2:22.609	37 Laps	1 Lap	146.2	1	2:22.609	146.2
33	Bonaldi Motorsport	ITA	<b>Tomasz Magdziarz</b>	POL	Daan Pijl	NLD	Porsche 911 GT3 Cup gen 2	CUPPA	7								

Fastest lap Beretta - Schandorff in 1:48.397 at 192.3 Km/h in lap 29

Published at:.....

Air Temp: 25.5 °C Air Temp: 23.1 °C Humidity: 70 % Track Status: DRY


Stewards:

Race Director:

Timekeeper: Luis Angel Garcia Nuñez

JOB/I-0020-ESP





**Autodromo Nazionale Monza**  
**International GT Open**  
**Race - 1**  
**Provisional Results by Category**



Autodromo Nazionale Monza 5.793 m.


Cls	N°	Entrant/Team	Nat	Driver 1	Nat	Driver 2	Nat	Vehicle	Cat	Cl	Laps	Total Time	Gap	Interval	Km/h	Best	Time	Km/h	
<b>PRO</b>																			
1	9	2 Seas Motorsport	HRV	<b>Martin Kodrić</b>	HRV	Ethan Simioni	CAN	Mercedes AMG GT3 2020	PRO	1	38	1:11:45.528			184.0	18	1:48.614	192.0	
2	63	Vincenzo Sospiri Racing	ITA	<b>Michele Beretta</b>	ITA	Frederik Schandorff	DNK	Lamborghini Huracan GT3 EVO	PRO	2	38	1:11:48.241	2.713	2.713	183.9	29	1:48.397	192.3	
3	18	Reno Racing	DNK	<b>Marco Bonanomi</b>	ITA	Jacopo Guidetti	ITA	Honda NSX GT3 Evo	PRO	3	38	1:11:49.602	4.074	1.361	183.8	22	1:48.688	191.8	
4	333	Rinaldi Racing	DEU	<b>Benjamin Hites</b>	CHE	Fabrizio Crestani	ITA	Ferrari 488 GT3 MY2020	PRO	4	38	1:12:00.143	14.615	10.541	183.4	17	1:48.667	191.9	
5	77	Lechner Racing	AUT	Al Faisal Al Zubair	CAN	<b>Andy Soucek</b>	ESP	Porsche 911 GT3-R II 2019	PRO	5	38	1:12:01.130	15.602	0.987	183.3	30	1:48.969	191.3	
6	25	Kessel Racing	CHE	Michael Dinan	USA		USA	Ferrari 488 GT3 EVO	PRO	6	38	1:12:26.872	41.344	25.742	182.3	28	1:49.454	190.5	
<b>Not classified: (Requirements: 75% of number laps of leader = 29 Laps)</b>																			
16		Vincenzo Sospiri Racing	ITA	Giacomo Altoè	ITA	<b>Federico Leo</b>	ITA	Lamborghini Huracan GT3 EVO	PRO	7	7	13:04.226	31 Laps	31 Laps	186.1	4	1:49.803	189.9	
19		Vincenzo Sospiri Racing	ITA	<b>Baptiste Moulin</b>	BEL	Yuki Nemoto	JPN	Lamborghini Huracan GT3 EVO	PRO	8	2	4:34.919	36 Laps	5 Laps	151.7	1	1:58.174	176.4	
<b>PROAM</b>																			
1	72	Inception Racing	GBR	<b>Nick Moss</b>	GBR	Joe Osborne	GBR	McLaren 720 S GT3	PROAM	1	38	1:12:13.018			182.8	21	1:48.993	191.3	
2	10	Leipert Motorsport	DEU	<b>Brendon Leitch</b>	AUS	Tyler Cooke	USA	Lamborghini Huracan GT3 EVO	PROAM	2	38	1:12:13.662	0.644	0.644	182.8	6	1:49.217	190.9	
3	17	HP Racing International	DEU	Gerhard Tweraser	AUT	<b>Jan Seyffert</b>	DEU	Lamborghini Huracan GT3 EVO	PROAM	3	38	1:12:15.997	2.979	2.335	182.7	23	1:49.193	190.9	
4	47	AKM Motorsport	SAR	Loris Spinelli	ITA	<b>Florian Scholze</b>	DEU	Mercedes AMG GT3 - 2020	PROAM	4	38	1:12:16.927	3.909	0.930	182.7	20	1:48.583	192.0	
5	73	Kessel Racing	CHE	<b>Roman Ziemian</b>	POL	Axcil Jefferies	ZAF	Ferrari 488 GT3 EVO	PROAM	5	38	1:12:30.576	17.558	13.649	182.1	23	1:49.154	191.0	
6	11	Reno Racing	DNK	<b>Jens Reno Moller</b>	DNK	Marcus Paverud	NOR	Honda NSX GT3 Evo	PROAM	6	38	1:12:47.043	34.025	16.467	181.4	29	1:49.516	190.4	
7	7	Inception Racing	GBR	Brendan Iribé	USA	<b>Ollie Millroy</b>	GBR	McLaren 720 S GT3	PROAM	7	36	1:12:59.568	2 Laps	2 Laps	171.4	25	1:50.438	188.8	
<b>AM</b>																			
1	57	Nova Race Event	ITA	<b>Luca Magnoni</b>	ITA	Alberto Lippi	ITA	Honda NSX GT3 Evo	AM	1	38	1:13:08.590			180.5	38	1:50.491	188.7	
<b>CUPPA</b>																			
1	53	Q1 by EMG Motorsport	BEL	<b>Nicolas Vandierendonck</b>	BEL	Dirk Schouten	NLD	Porsche 992 GT3 Cup	CUPPA	1	36	1:12:31.019			172.5	17	1:54.328	182.4	
2	44	Eugenio Pisani	ITA	<b>Eugenio Pisani</b>	ITA	Stefano Bozzoni	ITA	Porsche 911 GT3 Cup gen 1	CUPPA	2	35	1:12:46.341	1 Lap	1 Lap	167.1	12	1:55.501	180.5	
<b>Not classified: (Requirements: 75% of number laps of leader = 29 Laps)</b>																			
3	24	A&P Racing Team PTT Tech Support	POL	<b>Maciej Blazek</b>	POL	Mateusz Lisowski	POL	Porsche 991 GT3 Cup gen 2	CUPPA	3	28	1:13:31.878	8 Laps	7 Laps	132.3	23	1:55.229	180.9	
	54	Q1 by EMG Motorsport	BEL	Jan Laurysen	BEL			Porsche 992 GT3 Cup	CUPPA	4	22	45:38.480	14 Laps	6 Laps	167.5	13	1:55.126	181.1	
	100	Bonaldi Motorsport	ITA	<b>Jakub Dwernicki</b>	POL	Jan Antoszewski	POL	Porsche 911 GT3 Cup gen 2	CUPPA	5	7	14:09.348	29 Laps	15 Laps	171.8	3	1:58.728	175.6	
	26	Q1 by EMG Motorsport	BEL	<b>Maciej Darmetko</b>	POL	Artur Janosz	POL	Porsche 911 GT3 Cup gen 2	CUPPA	6	1	2:22.609	35 Laps	6 Laps	146.2	1	2:22.609	146.2	
	33	Bonaldi Motorsport	ITA	<b>Tomasz Magdziarz</b>	POL	Daan Pijl	NLD	Porsche 911 GT3 Cup gen 2	CUPPA	7									
<b>CUPAM</b>																			
1	12	Ghinzani Motorsport	ITA	Glauco Solieri	ITA			Porsche 911 GT3 Cup gen 2	CUPAM	1	35	1:12:15.150			168.3	27	1:56.365	179.2	

Published at:.....

Air Temp: 25.5 °C Air Temp: 23.1 °C Humidity: 70 % Track Status: DRY

<b>Stewards:</b>	<b>Race Director:</b>	<b>Timekeeper:</b> Luis Angel Garcia Nuñez JOB/I-0020-ESP
------------------	-----------------------	--





Autodromo Nazionale Monza

International GT Open

Race - 1

Provisional Results by Category

Autodromo Nazionale Monza 5.793 m.



Cls	N°	Entrant/Team	Nat	Driver 1	Nat	Driver 2	Nat	Vehicle	Cat	Cl	Laps	Total Time	Gap	Interval	Km/h	Best	Time	Km/h
2	32	Three Sixty Racing Team		Fernando Fortes		Beretta		Porsche 911 GT3 Cup gen 2	CUPAM	2	35	1:12:20.707	5.557	5.557	168.1	24	1:57.229	177.8
3	27	Three Sixty Racing Team		Marcio Mauro		Beretta		Porsche 911 GT3 Cup gen 2	CUPAM	3	35	1:12:28.805	13.655	8.098	167.8	13	1:57.651	177.2

Fastest lap Beretta - Schandorff in 1:48.397 at 192.3 Km/h in lap 29

Published at:.....

Air Temp: 25.5 °C Air Temp: 23.1 °C Humidity: 70 % Track Status: DRY


Stewards:

Race Director:

Timekeeper: Luis Angel Garcia Nuñez

JOB/I-0020-ESP





**Autodromo Nazionale Monza**  
**International GT Open**  
**Race - 1**  
**Provisional Results by Class**



Cls	N°	Entrant/Team	Nat	Driver 1	Nat	Driver 2	Nat	Vehicle	Cat	Cl	Laps	Total Time	Gap	Interval	Km/h	Best	Time	Km/h
-----	----	--------------	-----	----------	-----	----------	-----	---------	-----	----	------	------------	-----	----------	------	------	------	------

**International GT Open**

1	9	2 Seas Motorsport	ITA	<b>Martin Kodrić</b>	ITA	Ethan Simioni	CAN	Mercedes AMG GT3 2020	PRO	1	38	1:11:45.528			184.0	18	1:48.614	192.0
2	63	Vincenzo Sospiri Racing	ITA	<b>Michele Beretta</b>	ITA	Frederik Schandorff	DNK	Lamborghini Huracan GT3 EVO	PRO	2	38	1:11:48.241	2.713	2.713	183.9	29	1:48.397	192.3
3	18	Reno Racing	DNK	<b>Marco Bonanomi</b>	ITA	Jacopo Guidetti	ITA	Honda NSX GT3 Evo	PRO	3	38	1:11:49.602	4.074	1.361	183.8	22	1:48.688	191.8
4	333	Rinaldi Racing	DEU	<b>Benjamin Hites</b>	CHE	Fabrizio Crestani	ITA	Ferrari 488 GT3 MY2020	PRO	4	38	1:12:00.143	14.615	10.541	183.4	17	1:48.667	191.9
5	77	Lechner Racing	AUT	Al Faisal Al Zubair	CAN	<b>Andy Soucek</b>	ESP	Porsche 911 GT3-R II 2019	PRO	5	38	1:12:01.130	15.602	0.987	183.3	30	1:48.969	191.3
6	72	Inception Racing	GBR	<b>Nick Moss</b>	GBR	Joe Osborne	GBR	McLaren 720 S GT3	PROAM	1	38	1:12:13.018	27.490	11.888	182.8	21	1:48.993	191.3
7	10	Leipert Motorsport	DEU	<b>Brendan Leitch</b>	AUS	Tyler Cooke	USA	Lamborghini Huracan GT3 EVO	PROAM	2	38	1:12:13.662	28.134	0.644	182.8	6	1:49.217	190.9
8	17	HP Racing International	DEU	Gerhard Tweraser	AUT	<b>Jan Seyffert</b>	DEU	Lamborghini Huracan GT3 EVO	PROAM	3	38	1:12:15.997	30.469	2.335	182.7	23	1:49.193	190.9
9	47	AKM Motorsport	GBR	Loris Spinelli	ITA	<b>Florian Scholze</b>	DEU	Mercedes AMG GT3 - 2020	PROAM	4	38	1:12:16.927	31.399	0.930	182.7	20	1:48.583	192.0
10	25	Kessel Racing	CHE	Michael Dinan	USA			Ferrari 488 GT3 EVO	PRO	6	38	1:12:26.872	41.344	9.945	182.3	28	1:49.454	190.5
11	73	Kessel Racing	CHE	<b>Roman Ziemian</b>	POL	Axcil Jefferies	ZWE	Ferrari 488 GT3 EVO	PROAM	5	38	1:12:30.576	45.048	3.704	182.1	23	1:49.154	191.0
12	11	Reno Racing	DNK	<b>Jens Reno Moller</b>	DNK	Marcus Paverud	NOR	Honda NSX GT3 Evo	PROAM	6	38	1:12:47.043	1:01.515	16.467	181.4	29	1:49.516	190.4
13	57	Nova Race Event	ITA	<b>Luca Magnoni</b>	ITA	Alberto Lippi	ITA	Honda NSX GT3 Evo	AM	1	38	1:13:08.590	1:23.062	21.547	180.5	38	1:50.491	188.7
14	7	Inception Racing	GBR	Brendan Irlbe	USA	<b>Ollie Millroy</b>	GBR	McLaren 720 S GT3	PROAM	7	36	1:12:59.568	2 Laps	2 Laps	171.4	25	1:50.438	188.8

Not classified: (Requirements: 75% of number laps of leader = 29 Laps)

16	Vincenzo Sospiri Racing	ITA	Giacomo Altoè	ITA	<b>Federico Leo</b>	ITA	Lamborghini Huracan GT3 EVO	PRO	7	7	13:04.226	31 Laps	29 Laps	186.1	4	1:49.803	189.9
19	Vincenzo Sospiri Racing	ITA	<b>Baptiste Moulin</b>	BEL	Yuki Nemoto	JPN	Lamborghini Huracan GT3 EVO	PRO	8	2	4:34.919	36 Laps	5 Laps	151.7	1	1:58.174	176.4

**GT Open Cup Europe**

1	53	Q1 by EMG Motorsport	BEL	<b>Nicolas Vandierendonck</b>	BEL	Dirk Schouten	NLD	Porsche 992 GT3 Cup	CUPPA	1	36	1:12:31.019			172.5	17	1:54.328	182.4
2	12	Ghinzani Motorsport	ITA	Glauco Solieri	ITA			Porsche 911 GT3 Cup gen 2	CUPAM	1	35	1:12:15.150	1 Lap	1 Lap	168.3	27	1:56.365	179.2
3	32	Three Sixty Racing Team	AND	Fernando Fortes	BRA			Porsche 911 GT3 Cup gen 2	CUPAM	2	35	1:12:20.707	1 Lap	5.557	168.1	24	1:57.229	177.8
4	27	Three Sixty Racing Team	AND	Marcio Mauro	BRA			Porsche 911 GT3 Cup gen 2	CUPAM	3	35	1:12:28.805	1 Lap	8.098	167.8	13	1:57.651	177.2
5	44	Eugenio Pisani	ITA	<b>Eugenio Pisani</b>	ITA	Stefano Bozzoni	ITA	Porsche 911 GT3 Cup gen 1	CUPPA	2	35	1:12:46.341	1 Lap	17.536	167.1	12	1:55.501	180.5

Not classified: (Requirements: 75% of number laps of leader = 29 Laps)

6	24	A&P Racing Team PTT Tech Support	POL	<b>Maciej Blazek</b>	POL	Mateusz Lisowski	POL	Porsche 991 GT3 Cup gen 2	CUPPA	3	28	1:13:31.878	8 Laps	7 Laps	132.3	23	1:55.229	180.9
	54	Q1 by EMG Motorsport	BEL	Jan Laurysen	BEL			Porsche 992 GT3 Cup	CUPPA	4	22	45:38.480	14 Laps	6 Laps	167.5	13	1:55.126	181.1
	100	Bonaldi Motorsport	ITA	<b>Jakub Dwernicki</b>	POL	Jan Antoszewski	POL	Porsche 911 GT3 Cup gen 2	CUPPA	5	7	14:09.348	29 Laps	15 Laps	171.8	3	1:58.728	175.6
	26	Q1 by EMG Motorsport	BEL	<b>Maciej Darmetko</b>	POL	Artur Janosz	POL	Porsche 911 GT3 Cup gen 2	CUPPA	6	1	2:22.609	35 Laps	6 Laps	146.2	1	2:22.609	146.2
	33	Bonaldi Motorsport	ITA	<b>Tomasz Magdziarz</b>	POL	Daan Pijl	NLD	Porsche 911 GT3 Cup gen 2	CUPPA	7								

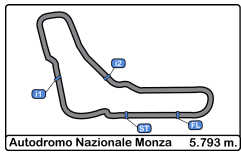
Fastest lap Beretta - Schandorff in 1:48.397 at 192.3 Km/h in lap 29

Published at:.....

Air Temp: 25.5 °C Air Temp: 23.1 °C Humidity: 70 % Track Status: DRY

Stewards:	Race Director:	Timekeeper: Luis Angel Garcia Nuñez JOB/I-0020-ESP
-----------	----------------	---





**Autodromo Nazionale Monza**  
**International GT Open**  
**Race - 1**



**Provisional Classification by Driver Fastest Lap**

Cl	N°	Entrant/Team	Nat	Vehicle	Driver	Nat	Cat	Cl	Laps	Best	Time	Gap	Interval	Km/h
1	63	Vincenzo Sospiri Racing	ITA	Lamborghini Huracan GT3 EVO	Frederik Schandorff	DNK	PRO	1	22	13	1:48.397			192.3
2	47	AKM Motorsport	SMR	Mercedes AMG GT3 - 2020	Loris Spinelli	ITA	PROAM	1	23	5	1:48.583	0.186	0.186	192.0
3	9	2 Seas Motorsport	BHR	Mercedes AMG GT3 202	Martin Kodrić	HRV	PRO	2	20	18	1:48.614	0.217	0.031	192.0
4	333	Rinaldi Racing	DEU	Ferrari 488 GT3 MY2020	Fabrizio Crestani	ITA	PRO	3	23	2	1:48.667	0.270	0.053	191.9
5	18	Reno Racing	DNK	Honda NSX GT3 Evo	Jacopo Guidetti	ITA	PRO	4	23	7	1:48.688	0.291	0.021	191.8
6	63	Vincenzo Sospiri Racing	ITA	Lamborghini Huracan GT3 EVO	Michele Beretta	ITA	PRO	5	16	6	1:48.804	0.407	0.116	191.6
7	9	2 Seas Motorsport	BHR	Mercedes AMG GT3 202	Ethan Simioni	CAN	PRO	6	18	9	1:48.861	0.464	0.057	191.5
8	77	Lechner Racing	AUT	Porsche 911 GT3-R II 2019	Al Faisal Al Zubair	OMN	PRO	7	23	15	1:48.969	0.572	0.108	191.3
9	72	Inception Racing	GBR	McLaren 720 S GT3	Joe Osborne	GBR	PROAM	2	23	6	1:48.993	0.596	0.024	191.3
10	73	Kessel Racing	CHE	Ferrari 488 GT3 EVO	Axcil Jefferies	ZWE	PROAM	3	23	8	1:49.154	0.757	0.161	191.0
11	17	HP Racing International	DEU	Lamborghini Huracan GT3 EVO	Gerhard Tweraser	AUT	PROAM	4	23	8	1:49.193	0.796	0.039	190.9
12	10	Leipert Motorsport	DEU	Lamborghini Huracan GT3 EVO	Brendon Leitch	NZL	PROAM	5	21	6	1:49.217	0.820	0.024	190.9
13	18	Reno Racing	DNK	Honda NSX GT3 Evo	Marco Bonanomi	ITA	PRO	8	15	13	1:49.218	0.821	0.001	190.9
14	77	Lechner Racing	AUT	Porsche 911 GT3-R II 2019	Andy Soucek	ESP	PRO	9	15	4	1:49.241	0.844	0.023	190.9
15	25	Kessel Racing	CHE	Ferrari 488 GT3 EVO	Michael Dinan	USA	PRO	10	38	28	1:49.454	1.057	0.213	190.5
16	11	Reno Racing	DNK	Honda NSX GT3 Evo	Marcus Paverud	NOR	PROAM	6	22	13	1:49.516	1.119	0.062	190.4
17	10	Leipert Motorsport	DEU	Lamborghini Huracan GT3 EVO	Tyler Cooke	USA	PROAM	7	17	13	1:49.610	1.213	0.094	190.2
18	333	Rinaldi Racing	DEU	Ferrari 488 GT3 MY2020	Benjamin Hites	CAN	PRO	11	15	4	1:49.653	1.256	0.043	190.1
19	16	Vincenzo Sospiri Racing	ITA	Lamborghini Huracan GT3 EVO	Federico Leo	ITA	PRO	12	7	4	1:49.803	1.406	0.150	189.9
20	17	HP Racing International	DEU	Lamborghini Huracan GT3 EVO	Jan Seyffert	DEU	PROAM	8	15	7	1:49.870	1.473	0.067	189.8
21	72	Inception Racing	GBR	McLaren 720 S GT3	Nick Moss	GBR	PROAM	9	15	6	1:49.890	1.493	0.020	189.7
22	11	Reno Racing	DNK	Honda NSX GT3 Evo	Jens Reno Moller	DNK	PROAM	10	16	5	1:50.266	1.869	0.376	189.1
23	47	AKM Motorsport	SMR	Mercedes AMG GT3 - 2020	Florian Scholze	DEU	PROAM	11	15	6	1:50.382	1.985	0.116	188.9
24	7	Inception Racing	GBR	McLaren 720 S GT3	Brendan Iribe	USA	PROAM	12	17	6	1:50.438	2.041	0.056	188.8
25	57	Nova Race Event	ITA	Honda NSX GT3 Evo	Alberto Lippi	ITA	AM	1	19	19	1:50.491	2.094	0.053	188.7
26	57	Nova Race Event	ITA	Honda NSX GT3 Evo	Luca Magnoni	ITA	AM	2	19	6	1:50.539	2.142	0.048	188.6
27	7	Inception Racing	GBR	McLaren 720 S GT3	Ollie Millroy	GBR	PROAM	13	19	11	1:51.040	2.643	0.501	187.8
28	73	Kessel Racing	CHE	Ferrari 488 GT3 EVO	Roman Ziemian	POL	PROAM	14	15	7	1:52.915	4.518	1.875	184.6
29	53	Q1 by EMG Motorsport	BEL	Porsche 992 GT3 Cup	Dirk Schouten	NLD	CUPPA	1	21	2	1:54.328	5.931	1.413	182.4
30	53	Q1 by EMG Motorsport	BEL	Porsche 992 GT3 Cup	Nicolas Vandierendo	BEL	CUPPA	2	15	13	1:54.858	6.461	0.530	181.5
31	54	Q1 by EMG Motorsport	BEL	Porsche 992 GT3 Cup	Jan Laurysen	BEL	CUPPA	3	22	13	1:55.126	6.729	0.268	181.1
32	24	A&P Racing Team PTT Tech Support	POL	Porsche 991 GT3 Cup gen 2	Mateusz Lisowski	POL	CUPPA	4	12	7	1:55.229	6.832	0.103	180.9
33	44	Eugenio Pisani	ITA	Porsche 911 GT3 Cup gen 1	Eugenio Pisani	ITA	CUPPA	5	21	12	1:55.501	7.104	0.272	180.5
34	24	A&P Racing Team PTT Tech Support	POL	Porsche 991 GT3 Cup gen 2	Maciej Blazek	POL	CUPPA	6	16	7	1:56.119	7.722	0.618	179.5
35	12	Ghinzani Motorsport	ITA	Porsche 911 GT3 Cup gen 2	Glauco Solieri	ITA	CUPAM	1	35	27	1:56.365	7.968	0.246	179.2
36	32	Three Sixty Racing Team	AND	Porsche 911 GT3 Cup gen 2	Fernando Fortes	BRA	CUPAM	2	35	24	1:57.229	8.832	0.864	177.8
37	27	Three Sixty Racing Team	AND	Porsche 911 GT3 Cup gen 2	Marcio Mauro	BRA	CUPAM	3	35	13	1:57.651	9.254	0.422	177.2
38	19	Vincenzo Sospiri Racing	ITA	Lamborghini Huracan GT3 EVO	Baptiste Moulin	BEL	PRO	13	2	1	1:58.174	9.777	0.523	176.4
39	100	Bonaldi Motorsport	ITA	Porsche 911 GT3 Cup gen 2	Jakub Dwernicki	POL	CUPPA	7	7	3	1:58.728	10.331	0.554	175.6
40	44	Eugenio Pisani	ITA	Porsche 911 GT3 Cup gen 1	Stefano Bozzoni	ITA	CUPPA	8	14	14	2:03.434	15.037	4.706	168.9
41	26	Q1 by EMG Motorsport	BEL	Porsche 911 GT3 Cup gen 2	Maciej Darmetko	POL	CUPPA	9	1	1	2:22.609	34.212	19.175	146.2







# Autodromo Nazionale Monza

## International GT Open

### Race - 1

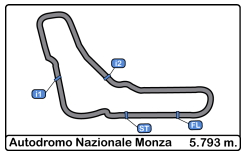
Distance and Speed Average



Autodromo Nazionale Monza 5.793 m.

Cls	Nº	Entrant/Team	Nat	Driver 1	Nat	Driver 2	Nat	Vehicle	Cat	Cls	Laps	Distance	Total Time	Km/h
1	9	2 Seas Motorsport	BHR	<b>Martin Kodrić</b>	HRV	Ethan Simioni	CAN	Mercedes AMG GT3 2020	PRO	1	38	220.13	1:11:45.528	184.0
2	63	Vincenzo Sospiri Racing	ITA	<b>Michele Beretta</b>	ITA	Frederik Schandorff	DNK	Lamborghini Huracan GT3 EVO	PRO	2	38	220.13	1:11:48.241	183.9
3	18	Reno Racing	DNK	<b>Marco Bonanomi</b>	ITA	Jacopo Guidetti	ITA	Honda NSX GT3 Evo	PRO	3	38	220.13	1:11:49.602	183.8
4	333	Rinaldi Racing	DEU	<b>Benjamin Hites</b>	CHL	Fabrizio Crestani	ITA	Ferrari 488 GT3 MY2020	PRO	4	38	220.13	1:12:00.143	183.4
5	77	Lechner Racing	AUT	Al Faisal Al Zubair	OMN	<b>Andy Soucek</b>	ESP	Porsche 911 GT3-R II 2019	PRO	5	38	220.13	1:12:01.130	183.3
6	72	Inception Racing	GBR	<b>Nick Moss</b>	GBR	Joe Osborne	GBR	McLaren 720 S GT3	PROAM	1	38	220.13	1:12:13.018	182.8
7	10	Leipert Motorsport	DEU	<b>Brendon Leitch</b>	NZL	Tyler Cooke	USA	Lamborghini Huracan GT3 EVO	PROAM	2	38	220.13	1:12:13.662	182.8
8	17	HP Racing International	DEU	Gerhard Tweraser	AUT	<b>Jan Seyffert</b>	DEU	Lamborghini Huracan GT3 EVO	PROAM	3	38	220.13	1:12:15.997	182.7
9	47	AKM Motorsport	SMR	Loris Spinelli	ITA	<b>Florian Scholze</b>	DEU	Mercedes AMG GT3 - 2020	PROAM	4	38	220.13	1:12:16.927	182.7
10	25	Kessel Racing	CHE	Michael Dinan	USA			Ferrari 488 GT3 EVO	PRO	6	38	220.13	1:12:26.872	182.3
11	73	Kessel Racing	CHE	<b>Roman Ziemian</b>	POL	Axcil Jefferies	ZWE	Ferrari 488 GT3 EVO	PROAM	5	38	220.13	1:12:30.576	182.1
12	11	Reno Racing	DNK	<b>Jens Reno Moller</b>	DNK	Marcus Paverud	NOR	Honda NSX GT3 Evo	PROAM	6	38	220.13	1:12:47.043	181.4
13	57	Nova Race Event	ITA	<b>Luca Magnoni</b>	ITA	Alberto Lippi	ITA	Honda NSX GT3 Evo	AM	1	38	220.13	1:13:08.590	180.5
14	53	Q1 by EMG Motorsport	BEL	<b>Nicolas Vandierendonck</b>	BEL	Dirk Schouten	NLD	Porsche 992 GT3 Cup	CUPPA	1	36	208.54	1:12:31.019	172.5
15	7	Inception Racing	GBR	Brendan Iribe	USA	<b>Ollie Millroy</b>	GBR	McLaren 720 S GT3	PROAM	7	36	208.54	1:12:59.568	171.4
16	12	Ghinzani Motorsport	ITA	Glauco Solieri				Porsche 911 GT3 Cup gen 2	CUPAM	1	35	202.75	1:12:15.150	168.3
17	32	Three Sixty Racing Team	AND	Fernando Fortes	BRA			Porsche 911 GT3 Cup gen 2	CUPAM	2	35	202.75	1:12:20.707	168.1
18	27	Three Sixty Racing Team	AND	Marcio Mauro	BRA			Porsche 911 GT3 Cup gen 2	CUPAM	3	35	202.75	1:12:28.805	167.8
19	44	Eugenio Pisani	ITA	<b>Eugenio Pisani</b>	ITA	Stefano Bozzoni	ITA	Porsche 911 GT3 Cup gen 1	CUPPA	2	35	202.75	1:12:46.341	167.1
<b>Not classified: (Requirements: 75% of number laps of leader = 29 Laps)</b>														
24		A&P Racing Team PTT Tech Support	POL	<b>Maciej Blazek</b>	POL	Mateusz Lisowski	POL	Porsche 991 GT3 Cup gen 2	CUPPA	3	28	162.20	1:13:31.878	132.3
54		Q1 by EMG Motorsport	BEL	Jan Laurysen	BEL			Porsche 992 GT3 Cup	CUPPA	4	22	127.44	45:38.480	167.5
16		Vincenzo Sospiri Racing	ITA	Giacomo Altoè	ITA	<b>Federico Leo</b>	ITA	Lamborghini Huracan GT3 EVO	PRO	7	7	40.55	13:04.226	186.1
100		Bonaldi Motorsport	ITA	<b>Jakub Dwernicki</b>	POL	Jan Antoszewski	POL	Porsche 911 GT3 Cup gen 2	CUPPA	5	7	40.55	14:09.348	171.8
19		Vincenzo Sospiri Racing	ITA	<b>Baptiste Moulin</b>	BEL	Yuki Nemoto	JPN	Lamborghini Huracan GT3 EVO	PRO	8	2	11.58	4:34.919	151.7
26		Q1 by EMG Motorsport	BEL	<b>Maciej Darmetko</b>	POL	Artur Janosz	POL	Porsche 911 GT3 Cup gen 2	CUPPA	6	1	05.79	2:22.609	146.2
33		Bonaldi Motorsport	ITA	<b>Tomasz Magdziarz</b>	POL	Daan Pijl	NLD	Porsche 911 GT3 Cup gen 2	CUPPA	7				





**Autodromo Nazionale Monza**  
**International GT Open**  
**Race - 1**  
**Lap Analysis**



7							9								
Brendan Iribe							Martin Kodrić								
PROAM							2 Seas Motorsport								
Ollie Millroy							Ethan Simioni								
Inception Racing							PRO								
Lap	D	Time	Sector 1	Sector 2	Sector 3	T. Spd	Elapsed	Lap	D	Time	Sector 1	Sector 2	Sector 3	T. Spd	Elapsed
1	2	1:57.349	39.816	38.817	38.716	232.7	1:57.349	1	1	1:56.434	39.488	39.000	37.946	246.5	1:56.434
2	2	2:03.197 P	36.914	39.725	46.558	273.4	4:00.546	2	1	1:49.670	34.825	37.375	37.470	271.3	3:46.104
3	2	3:30.163 P	1:57.348	43.521	49.294	208.4	7:30.709	3	1	1:49.539	34.812	37.283	37.444	272.0	5:35.643
4	2	4:17.292	3:01.655	37.704	37.933	209.7	11:48.001	4	1	1:49.862	34.796	37.542	37.524	272.0	7:25.505
5	2	1:52.021	35.192	38.355	38.474	270.0	13:40.022	5	1	1:49.614	34.846	37.253	37.515	273.4	9:15.119
6	2	1:51.321	35.181	37.964	38.176	270.0	15:31.343	6	1	1:49.440	34.810	37.298	37.332	272.0	11:04.559
7	2	1:52.180	35.321	38.254	38.605	270.6	17:23.523	7	1	1:49.460	34.775	37.380	37.305	274.8	12:54.019
8	2	2:15.473	35.458	44.745	55.270	266.0	19:38.996	8	1	1:49.530	34.720	37.408	37.402	271.3	14:43.549
9	2	1:52.934	35.997	38.190	38.747	244.3	21:31.930	9	1	1:54.543	35.722	39.610	39.211	274.1	16:38.092
10	2	1:53.334	36.106	38.332	38.896	236.3	23:25.264	10	1	2:54.540	52.670	1:02.513	59.357	182.4	19:32.632
11	2	1:51.040	35.069	37.745	38.226	266.0	25:16.304	11	1	1:50.722	35.239	38.000	37.483	272.7	21:23.354
12	2	1:51.350	35.211	37.846	38.293	261.5	27:07.654	12	1	1:48.864	34.656	36.986	37.222	270.6	23:12.218
13	2	1:52.131	35.579	38.018	38.534	244.3	28:59.785	13	1	1:48.723	34.612	36.809	37.302	269.3	25:00.941
14	2	1:51.774	35.586	38.062	38.126	251.1	30:51.559	14	1	1:48.679	34.630	36.878	37.171	270.6	26:49.620
15	2	1:51.722	35.519	37.818	38.385	250.0	32:43.281	15	1	1:48.865	34.603	37.083	37.179	270.0	28:38.485
16	2	1:51.710	35.523	38.038	38.149	254.1	34:34.991	16	1	1:48.948	34.565	37.110	37.273	272.7	30:27.433
17	2	1:51.381	35.377	37.830	38.174	257.1	36:26.372	17	1	1:48.751	34.640	36.976	37.135	270.0	32:16.184
18	2	1:51.349	35.379	37.731	38.239	257.7	38:17.721	18	1	1:48.614	34.515	36.942	37.157	270.6	34:04.798
19	2	1:56.747 P	35.419	37.792	43.536	261.5	40:14.468	19	1	1:49.173	34.572	37.046	37.555	272.0	35:53.971
20	1	3:07.840	1:51.100	38.411	38.329	209.3	43:22.308	20	1	1:54.244 P	34.647	37.071	42.526	272.7	37:48.215
21	1	1:51.618	35.158	38.164	38.296	270.0	45:13.926	21	2	3:00.376	1:44.673	38.238	37.465	211.3	40:48.591
22	1	1:51.101	35.074	37.892	38.135	270.0	47:05.027	22	2	1:49.993	34.764	37.615	37.614	270.6	42:38.584
23	1	1:51.055	35.226	37.841	37.988	270.0	48:56.082	23	2	1:49.081	34.912	37.054	37.115	269.3	44:27.665
24	1	1:52.005	35.243	38.722	38.040	270.6	50:48.087	24	2	1:49.042	34.815	37.075	37.152	269.3	46:16.707
25	1	1:50.438	34.862	37.529	38.047	272.7	52:38.525	25	2	1:48.912	34.871	36.990	37.051	269.3	48:05.619
26	1	1:51.680	35.018	38.576	38.086	272.7	54:30.205	26	2	1:49.116	34.857	37.099	37.160	271.3	49:54.735
27	1	1:51.490	35.028	38.270	38.192	271.3	56:21.695	27	2	1:50.072	34.909	38.012	37.151	271.3	51:44.807
28	1	1:50.739	34.854	37.810	38.075	271.3	58:12.434	28	2	1:49.033	34.746	37.189	37.098	267.9	53:33.840
29	1	1:51.061	35.210	37.792	38.059	270.6	1:00:03.495	29	2	1:48.861	34.772	37.057	37.032	269.3	55:22.701
30	1	1:50.950	35.059	37.844	38.047	270.6	1:01:54.445	30	2	1:49.005	34.666	37.282	37.057	272.0	57:11.706
31	1	1:51.052	35.156	37.798	38.098	270.6	1:03:45.497	31	2	1:48.881	34.670	36.975	37.236	270.6	59:00.587
32	1	1:50.541	34.970	37.734	37.837	270.6	1:05:36.038	32	2	1:49.388	34.709	37.574	37.105	270.6	1:00:49.975
33	1	1:50.541	35.180	37.501	37.860	271.3	1:07:26.579	33	2	1:49.075	34.703	37.188	37.184	268.6	1:02:39.050
34	1	1:50.742	34.911	37.724	38.107	272.0	1:09:17.321	34	2	1:49.259	34.823	37.007	37.429	270.0	1:04:28.309
35	1	1:51.221	35.230	37.676	38.315	272.0	1:11:08.542	35	2	1:49.415	34.740	36.990	37.685	270.6	1:06:17.724
36	1	1:51.026	35.165	37.796	38.065	271.3	1:12:59.568	36	2	1:49.185	34.780	37.056	37.349	270.6	1:08:06.909
								37	2	1:49.167	34.608	37.303	37.256	267.9	1:09:56.076
								38	2	1:49.452	34.925	37.225	37.302	269.3	1:11:45.528





**Autodromo Nazionale Monza**  
**International GT Open**  
**Race - 1**  
**Lap Analysis**



10							11										
PROAM			Brendon Leitch				Lamborghini Huracan GT3 EVO				PROAM			Jens Reno Moller			
Tyler Cooke			Leipert Motorsport				Marcus Paverud			Reno Racing							
Lap	D	Time	Sector 1	Sector 2	Sector 3	T. Spd	Elapsed	Lap	D	Time	Sector 1	Sector 2	Sector 3	T. Spd	Elapsed		
1	1	1:57.740	39.060	39.482	39.198	237.8	1:57.740	1	1	2:00.817	41.442	40.859	38.516	215.5	2:00.817		
2	1	1:54.292	36.814	39.173	38.305	274.1	3:52.032	2	1	1:52.745	35.165	38.473	39.107	274.8	3:53.562		
3	1	1:49.843	34.984	37.347	37.512	275.5	5:41.875	3	1	1:51.228	35.006	38.045	38.177	274.1	5:44.790		
4	1	1:49.784	34.821	37.205	37.758	274.1	7:31.659	4	1	1:51.025	35.122	37.782	38.121	274.1	7:35.815		
5	1	1:49.851	35.017	37.235	37.599	267.9	9:21.510	5	1	1:50.266	34.953	37.394	37.919	275.5	9:26.081		
6	1	1:49.217	34.584	37.115	37.518	272.7	11:10.727	6	1	1:50.665	35.060	37.426	38.179	274.8	11:16.746		
7	1	1:49.290	34.520	37.175	37.595	272.7	13:00.017	7	1	1:51.131	35.778	37.495	37.858	277.6	13:07.877		
8	1	1:49.437	34.644	37.228	37.565	272.0	14:49.454	8	1	1:50.852	34.847	37.748	38.257	275.5	14:58.729		
9	1	1:56.200	36.642	39.644	39.914	200.3	16:45.654	9	1	1:56.251	36.942	39.824	39.485	193.5	16:54.980		
10	1	2:48.374	47.939	1:02.069	58.366	260.8	19:34.028	10	1	2:40.680	41.716	1:01.619	57.345	221.3	19:35.660		
11	1	1:51.397	35.017	38.207	38.173	275.5	21:25.425	11	1	1:51.526	35.299	37.920	38.307	268.6	21:27.186		
12	1	1:49.903	34.902	37.377	37.624	272.7	23:15.328	12	1	1:50.938	34.898	37.987	38.053	274.1	23:18.124		
13	1	1:49.659	34.690	37.308	37.661	272.0	25:04.987	13	1	1:51.236	34.971	38.034	38.231	277.6	25:09.360		
14	1	1:49.720	34.588	37.299	37.833	274.1	26:54.707	14	1	1:50.885	35.180	37.835	37.870	272.7	27:00.245		
15	1	1:49.579	34.616	37.317	37.646	272.0	28:44.286	15	1	1:50.979	34.738	38.135	38.106	275.5	28:51.224		
16	1	1:49.756	34.606	37.348	37.802	273.4	30:34.042	16	1	1:55.536 P	35.060	37.258	43.218	274.1	30:46.760		
17	1	1:49.994	34.803	37.372	37.819	270.6	32:24.036	17	2	3:27.725	1:55.369	37.495	54.861	210.1	34:14.485		
18	1	1:49.953	34.563	37.399	37.991	271.3	34:13.989	18	2	1:50.451	34.977	37.511	37.963	270.0	36:04.936		
19	1	1:50.408	34.785	37.786	37.837	272.7	36:04.397	19	2	1:50.100	34.741	37.484	37.875	273.4	37:55.036		
20	1	1:49.992	34.765	37.442	37.785	272.7	37:54.389	20	2	1:50.137	34.896	37.542	37.699	270.6	39:45.173		
21	1	1:56.292 P	34.945	37.491	43.856	272.7	39:50.681	21	2	1:50.022	34.984	37.296	37.742	270.0	41:35.195		
22	2	3:00.993	1:45.555	37.583	37.855	210.1	42:51.674	22	2	1:50.484	34.970	37.353	38.161	267.3	43:25.679		
23	2	1:50.148	35.050	37.412	37.686	272.0	44:41.822	23	2	1:49.785	34.745	37.342	37.698	272.0	45:15.464		
24	2	1:49.848	34.871	37.337	37.640	274.1	46:31.670	24	2	1:49.836	34.667	37.281	37.888	272.7	47:05.300		
25	2	1:51.082	34.828	38.437	37.817	273.4	48:22.752	25	2	1:51.092	35.172	37.911	38.009	254.7	48:56.392		
26	2	1:49.722	34.823	37.355	37.544	272.0	50:12.474	26	2	1:50.574	35.009	38.144	37.421	274.1	50:46.966		
27	2	1:49.662	34.795	37.287	37.580	271.3	52:02.136	27	2	1:50.082	34.879	37.387	37.816	270.6	52:37.048		
28	2	1:49.621	34.674	37.274	37.673	272.7	53:51.757	28	2	1:50.239	34.816	37.844	37.579	273.4	54:27.287		
29	2	1:49.612	34.696	37.330	37.586	272.7	55:41.369	29	2	1:49.516	34.864	37.249	37.403	269.3	56:16.803		
30	2	1:50.040	34.859	37.551	37.630	272.7	57:31.409	30	2	1:50.562	34.964	37.512	38.086	269.3	58:07.365		
31	2	1:49.915	34.879	37.379	37.657	272.0	59:21.324	31	2	1:49.974	34.944	37.161	37.869	268.6	59:57.339		
32	2	1:50.162	34.995	37.462	37.705	272.0	1:01:11.486	32	2	1:50.002	34.972	37.421	37.609	265.3	1:01:47.341		
33	2	1:49.868	34.799	37.338	37.731	273.4	1:03:01.354	33	2	1:50.023	34.947	37.503	37.573	265.3	1:03:37.364		
34	2	1:49.610	34.650	37.277	37.683	272.0	1:04:50.964	34	2	1:49.692	34.697	37.491	37.504	271.3	1:05:27.056		
35	2	1:50.422	34.813	37.682	37.927	274.1	1:06:41.386	35	2	1:49.650	34.781	37.340	37.529	272.0	1:07:16.706		
36	2	1:50.938	34.777	37.283	38.878	275.5	1:08:32.324	36	2	1:49.804	34.807	37.422	37.575	270.6	1:09:06.510		
37	2	1:50.194	35.009	37.574	37.611	276.2	1:10:22.518	37	2	1:50.271	34.940	37.584	37.747	271.3	1:10:56.781		
38	2	1:51.144	35.241	37.814	38.089	274.1	1:12:13.662	38	2	1:50.262	34.856	37.639	37.767	269.3	1:12:47.043		







**Autodromo Nazionale Monza**  
**International GT Open**  
**Race - 1**  
**Lap Analysis**



**12**      Glauco Solieri      Porsche 911 GT3 Cup gen 2      **17**      Gerhard Tweraser      Lamborghini Huracan GT3 EVO

CUPAM							Ghinzani Motorsport		PROAM		Jan Seyffert		HP Racing International		
Lap	D	Time	Sector 1	Sector 2	Sector 3	T. Spd	Elapsed	Lap	D	Time	Sector 1	Sector 2	Sector 3	T. Spd	Elapsed
1		2:11.402	45.315	42.919	43.168	200.0	2:11.402	1	2	2:11.794	41.322	48.655	41.817	244.8	2:11.794
2		1:59.092	37.534	40.632	40.926	252.9	4:10.494	2	2	1:51.671	35.473	38.203	37.995	270.6	4:03.465
3		1:57.839	36.932	40.061	40.846	254.7	6:08.333	3	2	1:52.257	35.367	39.016	37.874	274.1	5:55.722
4		1:57.802	36.589	40.401	40.812	262.7	8:06.135	4	2	1:50.072	35.087	37.329	37.656	270.6	7:45.794
5		1:57.798	36.664	40.211	40.923	260.8	10:03.933	5	2	1:51.871	34.897	38.851	38.123	273.4	9:37.665
6		1:57.645	36.718	39.974	40.953	260.8	12:01.578	6	2	1:50.045	35.147	37.244	37.654	270.6	11:27.710
7		1:57.650	36.863	40.166	40.621	262.1	13:59.228	7	2	1:49.870	34.867	37.410	37.593	270.6	13:17.580
8		2:04.758	36.491	42.807	45.460	264.0	16:03.986	8	2	1:50.041	34.773	37.500	37.768	270.6	15:07.621
9		2:03.900	39.187	42.371	42.342	212.5	18:07.886	9	2	1:53.821	36.345	39.093	38.383	224.0	17:01.442
10		2:00.534	37.573	41.277	41.684	221.7	20:08.420	10	2	2:35.541	39.253	1:01.023	55.265	196.7	19:36.983
11		1:57.226	36.694	40.023	40.509	261.5	22:05.646	11	2	1:51.943	35.632	38.508	37.803	262.1	21:28.926
12		1:57.635	36.878	39.915	40.842	262.7	24:03.281	12	2	1:50.203	35.007	37.431	37.765	272.7	23:19.129
13		1:57.691	36.950	40.080	40.661	261.5	26:00.972	13	2	1:50.940	35.051	37.703	38.186	271.3	25:10.069
14		1:59.571	36.964	40.430	42.177	262.7	28:00.543	14	2	1:52.505	35.057	38.670	38.778	272.0	27:02.574
15		2:06.159 P	37.105	40.476	48.578	256.5	30:06.702	15	2	1:57.973 P	34.876	37.651	45.446	269.3	29:00.547
16		4:52.946	3:30.920	40.981	41.045	198.5	34:59.648	16	1	3:00.889	1:45.629	37.537	37.723	209.3	32:01.436
17		1:57.850	36.813	40.190	40.847	262.1	36:57.498	17	1	1:50.807	35.122	37.901	37.784	258.9	33:52.243
18		1:57.509	36.692	40.154	40.663	263.4	38:55.007	18	1	1:49.612	34.882	37.320	37.410	270.6	35:41.855
19		1:57.525	36.628	40.606	40.291	262.7	40:52.532	19	1	1:49.289	34.845	37.163	37.281	271.3	37:31.144
20		1:58.152	36.963	40.385	40.804	259.6	42:50.684	20	1	1:49.322	34.776	37.033	37.513	272.0	39:20.466
21		1:57.744	36.827	40.203	40.714	262.1	44:48.428	21	1	1:50.357	34.655	37.776	37.926	274.8	41:10.823
22		1:58.474	36.718	40.505	41.251	262.7	46:46.902	22	1	1:49.906	35.222	37.154	37.530	270.0	43:00.729
23		1:57.255	36.851	39.948	40.456	257.7	48:44.157	23	1	1:49.193	34.813	37.008	37.372	271.3	44:49.922
24		1:58.046	37.168	40.061	40.817	262.7	50:42.203	24	1	1:49.471	34.757	37.066	37.648	272.7	46:39.393
25		1:57.961	36.734	40.167	41.060	262.7	52:40.164	25	1	1:49.507	34.956	37.130	37.421	271.3	48:28.900
26		1:57.173	36.651	40.026	40.496	264.0	54:37.337	26	1	1:49.552	34.743	37.330	37.479	270.6	50:18.452
27		1:56.365	36.446	39.513	40.406	263.4	56:33.702	27	1	1:49.281	34.884	37.049	37.348	271.3	52:07.733
28		1:56.721	36.693	39.786	40.242	254.1	58:30.423	28	1	1:49.583	34.740	37.136	37.707	270.6	53:57.316
29		1:56.645	36.582	39.817	40.246	262.1	1:00:27.068	29	1	1:49.439	34.926	37.122	37.391	270.6	55:46.755
30		1:57.520	36.358	40.005	41.157	262.7	1:02:24.588	30	1	1:49.365	34.733	37.253	37.379	271.3	57:36.120
31		1:57.963	37.350	40.212	40.401	240.0	1:04:22.551	31	1	1:49.504	34.882	37.220	37.402	271.3	59:25.624
32		1:56.942	36.642	39.952	40.348	260.2	1:06:19.493	32	1	1:50.723	35.776	37.419	37.528	271.3	1:01:16.347
33		1:58.325	37.604	39.960	40.761	262.1	1:08:17.818	33	1	1:50.009	35.047	37.351	37.611	271.3	1:03:06.356
34		1:58.546	36.877	41.088	40.581	261.5	1:10:16.364	34	1	1:49.853	34.887	37.324	37.642	271.3	1:04:56.209
35		1:58.786	36.784	40.064	41.938	261.5	1:12:15.150	35	1	1:50.170	35.016	37.539	37.615	272.0	1:06:46.379

**16**      Giacomo Altoè      Lamborghini Huracan GT3 EVO      36 1      1:50.201      34.869      37.306      38.026      272.7      1:08:36.580

PRO      Federico Leo      Vincenzo Sospiri Racing      37 1      1:49.785      34.934      37.340      37.511      272.7      1:10:26.365

38 1      1:49.632      34.822      37.310      37.500      273.4      1:12:15.997

Lap	D	Time	Sector 1	Sector 2	Sector 3	T. Spd	Elapsed
1	2	1:58.887	40.470	39.139	39.278	234.7	1:58.887
2	2	1:52.881	35.454	39.307	38.120	262.7	3:51.768
3	2	1:51.311	35.449	38.076	37.786	271.3	5:43.079
4	2	1:49.803	34.972	37.234	37.597	272.0	7:32.882
5	2	1:49.955	34.823	37.382	37.750	272.7	9:22.837
6	2	1:50.700	35.010	37.606	38.084	276.9	11:13.537
7	2	1:50.689	35.647	37.333	37.709	274.8	13:04.226
8	2		34.856			269.3	





**Autodromo Nazionale Monza**  
**International GT Open**  
**Race - 1**  
**Lap Analysis**



**18**

Marco Bonanomi

Honda NSX GT3 Evo

**24**

Maciej Blazek

Porsche 991 GT3 Cup gen 2

PRO

Jacopo Guidetti

Reno Racing

CUPPA

Mateusz Lisowski

A&P Racing Team PTT Tech

Lap	D	Time	Sector 1	Sector 2	Sector 3	T. Spd	Elapsed	Lap	D	Time	Sector 1	Sector 2	Sector 3	T. Spd	Elapsed
1	1	1:54.866	38.583	38.370	37.913	248.8	1:54.866	1	1	2:09.078	45.656	41.953	41.469	215.1	2:09.078
2	1	1:50.300	35.002	37.467	37.831	272.0	3:45.166	2	1	1:57.182	36.695	40.071	40.416	258.9	4:06.260
3	1	1:50.084	34.905	37.425	37.754	271.3	5:35.250	3	1	1:56.800	36.786	39.735	40.279	261.5	6:03.060
4	1	1:49.939	34.801	37.443	37.695	272.0	7:25.189	4	1	1:56.281	36.559	39.657	40.065	261.5	7:59.341
5	1	1:49.631	34.820	37.357	37.454	272.0	9:14.820	5	1	1:56.468	36.583	39.655	40.230	262.1	9:55.809
6	1	1:49.568	34.904	37.187	37.477	272.7	11:04.388	6	1	1:56.819	36.676	39.958	40.185	262.7	11:52.628
7	1	1:49.466	34.781	37.255	37.430	272.7	12:53.854	7	1	1:56.119	36.527	39.497	40.095	263.4	13:48.747
8	1	1:49.446	34.743	37.238	37.465	272.7	14:43.300	8	1	1:57.996	36.332	40.226	41.438	261.5	15:46.743
9	1	1:53.824	35.506	39.135	39.183	272.7	16:37.124	9	1	1:57.904	36.965	40.306	40.633	257.1	17:44.647
10	1	2:55.291	52.843	1:02.115	1:00.333	204.5	19:32.415	10	1	1:59.812	37.024	40.368	42.420	254.7	19:44.459
11	1	1:51.846	35.325	38.695	37.826	269.3	21:24.261	11	1	1:56.694	36.810	39.581	40.303	259.6	21:41.153
12	1	1:49.823	34.769	37.396	37.658	274.1	23:14.084	12	1	2:02.007 P	36.820	39.575	45.612	259.6	23:43.160
13	1	1:49.218	34.584	37.153	37.481	273.4	25:03.302	13	1	2:18.134	57.622	40.000	40.512	198.8	26:01.294
14	1	1:49.368	34.620	37.294	37.454	273.4	26:52.670	14	1	1:58.683	36.915	40.284	41.484	264.7	27:59.977
15	1	1:55.119 P	34.621	37.348	43.150	272.0	28:47.789	15	1	1:56.906	37.001	39.766	40.139	258.9	29:56.883
16	2	3:00.089	1:45.231	37.257	37.601	213.8	31:47.878	16	1	2:02.940 P	36.836	39.957	46.147	259.6	31:59.823
17	2	1:49.321	34.584	37.239	37.498	271.3	33:37.199	17	2	4:45.412	3:24.809	40.326	40.277	196.0	36:45.235
18	2	1:48.897	34.529	36.964	37.404	272.7	35:26.096	18	2	1:55.721	36.837	39.323	39.561	258.3	38:40.956
19	2	1:48.945	34.645	37.002	37.298	271.3	37:15.041	19	2	1:56.198	36.509	39.746	39.943	258.9	40:37.154
20	2	1:48.922	34.756	36.819	37.347	272.7	39:03.963	20	2	2:08.626 P	37.226	40.270	51.130	258.9	42:45.780
21	2	1:48.759	34.672	36.925	37.162	273.4	40:52.722	21	2	4:51.474	3:31.979	39.866	39.629	197.4	47:37.254
22	2	1:48.688	34.429	36.976	37.283	276.9	42:41.410	22	2	1:55.440	36.758	39.086	39.596	258.3	49:32.694
23	2	1:48.891	34.580	37.031	37.280	274.8	44:30.301	23	2	1:55.229	36.387	39.298	39.544	259.6	51:27.923
24	2	1:49.007	34.622	36.945	37.440	273.4	46:19.308	24	2	1:55.423	36.691	39.206	39.526	259.6	53:23.346
25	2	1:49.250	34.766	37.054	37.430	271.3	48:08.558	25	2	1:55.305	36.642	39.080	39.583	258.9	55:18.651
26	2	1:48.985	34.612	37.118	37.255	274.1	49:57.543	26	2	2:09.144 P	37.701	43.082	48.361	260.2	57:27.795
27	2	1:49.549	34.446	37.802	37.301	274.1	51:47.092	27	2	14:02.871	12:39.476	41.779	41.616	173.0	1:11:30.666
28	2	1:48.976	34.575	37.032	37.369	274.1	53:36.068	28	2	2:01.212	38.252	40.807	42.153	230.7	1:13:31.878
29	2	1:48.987	34.582	36.995	37.410	274.1	55:25.055								
30	2	1:49.079	34.525	37.125	37.429	272.0	57:14.134								
31	2	1:49.110	34.589	37.093	37.428	274.1	59:03.244								
32	2	1:49.070	34.536	37.093	37.441	273.4	1:00:52.314								
33	2	1:49.050	34.656	36.904	37.490	272.7	1:02:41.364								
34	2	1:49.095	34.508	37.113	37.474	274.8	1:04:30.459								
35	2	1:50.834	36.007	37.357	37.470	273.4	1:06:21.293								
36	2	1:49.620	34.945	37.153	37.522	279.0	1:08:10.913								
37	2	1:49.378	34.664	37.276	37.438	276.2	1:10:00.291								
38	2	1:49.311	34.702	36.995	37.614	274.8	1:11:49.602								

**19**

Baptiste Moulin

Lamborghini Huracan GT3 EVO

PRO

Yuki Nemoto

Vincenzo Sospiri Racing

Lap	D	Time	Sector 1	Sector 2	Sector 3	T. Spd	Elapsed
1	1	1:58.174	40.007	38.883	39.284	246.5	1:58.174
2	1	2:36.745 P	44.404	54.507	57.834	273.4	4:34.919





**Autodromo Nazionale Monza**  
**International GT Open**  
**Race - 1**  
**Lap Analysis**



**25**

Michael Dinan

Ferrari 488 GT3 EVO

**27**

Marcio Mauro

Porsche 911 GT3 Cup gen 2

PRO Kessel Racing CUPAM Three Sixty Racing Team

Lap	D	Time	Sector 1	Sector 2	Sector 3	T. Spd	Elapsed	Lap	D	Time	Sector 1	Sector 2	Sector 3	T. Spd	Elapsed
1		1:58.674	40.725	39.481	38.468	238.9	1:58.674	1		2:12.598	46.779	42.103	43.716	201.1	2:12.598
2		1:51.154	35.499	37.823	37.832	272.7	3:49.828	2		2:01.816	37.804	42.796	41.216	230.2	4:14.414
3		1:50.860	35.226	37.684	37.950	269.3	5:40.688	3		1:58.658	37.390	40.412	40.856	247.1	6:13.072
4		1:51.007	35.253	37.578	38.176	269.3	7:31.695	4		1:58.562	37.154	40.322	41.086	250.5	8:11.634
5		1:50.893	35.383	37.727	37.783	267.9	9:22.588	5		1:58.963	37.349	40.362	41.252	246.5	10:10.597
6		1:50.665	34.978	37.642	38.045	271.3	11:13.253	6		2:00.260	39.073	40.678	40.509	264.7	12:10.857
7		1:53.177	37.403	37.766	38.008	269.3	13:06.430	7		1:58.636	37.236	40.020	41.380	249.4	14:09.493
8		1:51.447	35.115	38.171	38.161	270.0	14:57.877	8		2:00.522	37.215	41.280	42.027	262.7	16:10.015
9		1:55.515	36.449	39.749	39.317	206.5	16:53.392	9		2:01.012	37.713	40.888	42.411	216.0	18:11.027
10		2:41.115	41.892	1:01.722	57.501	206.8	19:34.507	10		1:59.330	37.943	40.573	40.814	215.5	20:10.357
11		1:51.675	35.403	38.004	38.268	267.3	21:26.182	11		1:57.928	37.408	40.262	40.258	246.0	22:08.285
12		1:51.196	35.083	37.952	38.161	272.7	23:17.378	12		1:58.196	37.172	40.323	40.701	246.0	24:06.481
13		1:51.214	35.153	38.118	37.943	270.6	25:08.592	13		1:57.651	36.844	40.238	40.569	257.7	26:04.132
14		1:50.327	34.998	37.457	37.872	270.6	26:58.919	14		1:58.151	37.409	40.142	40.600	244.8	28:02.283
15		1:50.266	35.019	37.455	37.792	270.0	28:49.185	15		1:57.829	37.310	39.980	40.539	238.4	30:00.112
16		1:50.403	34.935	37.557	37.911	270.0	30:39.588	16		1:58.914	37.238	40.588	41.088	257.7	31:59.026
17		1:50.906	35.163	37.797	37.946	270.0	32:30.494	17		1:58.408	37.371	40.586	40.451	240.0	33:57.434
18		1:50.477	34.992	37.522	37.963	270.0	34:20.971	18		2:05.256 P	37.310	40.673	47.273	255.3	36:02.690
19		1:57.084 P	35.223	37.632	44.229	270.0	36:18.055	19		4:36.335	3:13.251	41.234	41.850	190.1	40:39.025
20		3:01.707	1:45.809	38.261	37.637	209.7	39:19.762	20		1:59.618	37.663	40.956	40.999	234.7	42:38.643
21		1:51.004	35.098	37.824	38.082	269.3	41:10.766	21		1:58.861	37.484	40.615	40.762	243.2	44:37.504
22		1:51.304	35.776	37.610	37.918	267.3	43:02.070	22		1:59.911	37.858	41.246	40.807	226.4	46:37.415
23		1:51.314	34.939	38.476	37.899	271.3	44:53.384	23		1:59.815	37.532	41.042	41.241	248.8	48:37.230
24		1:50.333	34.894	37.484	37.955	270.6	46:43.717	24		1:59.013	37.608	40.642	40.763	250.0	50:36.243
25		1:52.338	34.793	38.119	39.426	272.0	48:36.055	25		1:58.872	37.016	40.290	41.566	255.3	52:35.115
26		1:50.000	34.963	37.377	37.660	269.3	50:26.055	26		1:59.029	37.205	40.851	40.973	252.3	54:34.144
27		1:50.393	35.386	37.300	37.707	268.6	52:16.448	27		1:58.847	37.141	40.492	41.214	255.3	56:32.991
28		1:49.454	34.825	37.039	37.590	269.3	54:05.902	28		1:59.125	37.383	40.671	41.071	252.9	58:32.116
29		1:49.640	34.837	37.236	37.567	270.0	55:55.542	29		1:58.808	37.121	40.339	41.348	250.5	1:00:30.924
30		1:49.463	34.687	37.230	37.546	269.3	57:45.005	30		1:59.016	37.318	40.665	41.033	246.5	1:02:29.940
31		1:49.742	34.856	37.248	37.638	270.0	59:34.747	31		1:58.876	37.037	40.459	41.380	247.7	1:04:28.816
32		1:50.187	34.892	37.412	37.883	270.0	1:01:24.934	32		2:00.023	38.054	40.772	41.197	234.2	1:06:28.839
33		1:50.320	34.910	37.643	37.767	269.3	1:03:15.254	33		1:58.978	37.225	40.516	41.237	243.2	1:08:27.817
34		1:50.065	34.955	37.334	37.776	270.0	1:05:05.319	34		2:01.160	37.050	42.490	41.620	242.1	1:10:28.977
35		1:49.895	34.880	37.490	37.525	269.3	1:06:55.214	35		1:59.828	37.577	40.419	41.832	226.8	1:12:28.805
36		1:50.823	34.977	37.715	38.131	270.6	1:08:46.037								
37		1:50.273	34.865	37.401	38.007	271.3	1:10:36.310								
38		1:50.562	34.909	37.939	37.714	271.3	1:12:26.872								

**26**

Maciej Darmetko

Porsche 911 GT3 Cup gen 2

CUPPA Artur Janosz Q1 by EMG Motorsport

Lap	D	Time	Sector 1	Sector 2	Sector 3	T. Spd	Elapsed
1	1	2:22.609 P	44.777	42.660	55.172	201.1	2:22.609





**Autodromo Nazionale Monza**  
**International GT Open**  
**Race - 1**  
**Lap Analysis**



**32**

Fernando Fortes

Porsche 911 GT3 Cup gen 2

**44**

Eugenio Pisani

Porsche 911 GT3 Cup gen 1

CUPAM

Three Sixty Racing Team


CUPPA

Stefano Bozzoni

Eugenio Pisani

Lap	D	Time	Sector 1	Sector 2	Sector 3	T. Spd	Elapsed	Lap	D	Time	Sector 1	Sector 2	Sector 3	T. Spd	Elapsed
1		2:12.073	46.563	42.001	43.509	206.8	2:12.073	1	1	2:06.196	44.458	41.511	40.227	211.3	2:06.196
2		2:00.581	37.887	41.895	40.799	231.7	4:12.654	2	1	1:56.501	36.698	39.784	40.019	262.1	4:02.697
3		1:58.116	37.434	40.127	40.555	241.6	6:10.770	3	1	1:56.911	37.685	39.505	39.721	261.5	5:59.608
4		1:58.455	37.228	40.421	40.806	258.3	8:09.225	4	1	1:56.050	36.609	39.520	39.921	262.1	7:55.658
5		1:57.474	37.147	40.082	40.245	260.2	10:06.699	5	1	1:55.903	36.624	39.293	39.986	262.1	9:51.561
6		1:57.612	37.059	40.114	40.439	260.2	12:04.311	6	1	1:56.224	36.571	39.702	39.951	261.5	11:47.785
7		1:57.436	36.883	40.248	40.305	261.5	14:01.747	7	1	1:56.319	37.121	39.294	39.904	257.7	13:44.104
8		2:05.931	37.240	42.375	46.316	257.1	16:07.678	8	1	1:57.330	36.385	39.614	41.331	264.0	15:41.434
9		2:03.059	39.074	41.570	42.415	219.9	18:10.737	9	1	2:01.007	38.484	41.403	41.120	196.3	17:42.441
10		1:59.245	37.746	40.833	40.666	225.9	20:09.982	10	1	2:00.507	37.787	40.269	42.451	215.5	19:42.948
11		1:57.641	37.202	40.137	40.302	257.7	22:07.623	11	1	1:55.835	36.782	39.249	39.804	250.5	21:38.783
12		1:57.511	37.002	40.146	40.363	258.9	24:05.134	12	1	1:55.501	36.516	39.236	39.749	260.8	23:34.284
13		1:57.281	36.977	40.100	40.204	259.6	26:02.415	13	1	1:55.900	36.524	39.364	40.012	264.0	25:30.184
14		1:57.924	36.822	40.240	40.862	260.2	28:00.339	14	1	1:56.113	36.751	39.423	39.939	260.8	27:26.297
15		2:04.772 P	37.133	40.000	47.639	260.2	30:05.111	15	1	1:56.382	36.601	39.487	40.294	262.1	29:22.679
16		4:47.300	3:25.114	41.140	41.046	197.0	34:52.411	16	1	1:55.999	36.458	39.579	39.962	262.7	31:18.678
17		1:58.297	37.013	40.497	40.787	254.1	36:50.708	17	1	1:55.965	36.593	39.424	39.948	262.1	33:14.643
18		1:57.811	36.862	40.554	40.395	260.2	38:48.519	18	1	1:56.291	36.705	39.619	39.967	262.1	35:10.934
19		1:57.459	36.829	40.289	40.341	256.5	40:45.978	19	1	1:56.927	36.833	39.699	40.395	258.3	37:07.861
20		1:58.834	37.131	40.996	40.707	257.7	42:44.812	20	1	1:56.493	36.568	39.787	40.138	262.7	39:04.354
21		1:57.427	37.097	40.147	40.183	259.6	44:42.239	21	1	2:03.861 P	36.903	40.790	46.168	261.5	41:08.215
22		1:57.279	36.783	40.128	40.368	262.7	46:39.518	22	2	4:30.565	3:04.793	42.308	43.464	199.6	45:38.780
23		1:58.423	37.050	40.401	40.972	257.7	48:37.941	23	2	2:05.557	40.382	42.149	43.026	258.3	47:44.337
24		1:57.229	36.893	40.179	40.157	253.5	50:35.170	24	2	2:05.837	38.607	42.943	44.287	254.7	49:50.174
25		1:57.498	36.785	40.438	40.275	254.7	52:32.668	25	2	2:05.837	38.735	42.736	44.366	258.3	51:56.011
26		1:58.811	37.051	40.953	40.807	255.3	54:31.479	26	2	2:07.241	37.776	45.912	43.553	232.2	54:03.252
27		1:57.727	37.099	40.033	40.595	262.1	56:29.206	27	2	2:04.045	37.644	42.159	44.242	255.3	56:07.297
28		1:58.423	36.883	40.741	40.799	262.1	58:27.629	28	2	2:06.896	38.557	42.598	45.741	235.8	58:14.193
29		1:58.344	37.184	40.109	41.051	243.7	1:00:25.973	29	2	2:06.062	38.864	43.416	43.782	246.0	1:00:20.255
30		1:58.413	36.962	40.295	41.156	258.3	1:02:24.386	30	2	2:03.756	37.980	42.511	43.265	241.0	1:02:24.011
31		1:58.835	37.567	40.756	40.512	255.9	1:04:23.221	31	2	2:04.570	38.718	42.252	43.600	233.2	1:04:28.581
32		1:57.671	36.745	40.340	40.586	264.7	1:06:20.892	32	2	2:04.227	38.171	42.424	43.632	240.5	1:06:32.808
33		1:58.943	37.805	40.614	40.524	262.1	1:08:19.835	33	2	2:05.109	37.796	41.591	45.722	250.0	1:08:37.917
34		1:59.382	36.951	41.677	40.754	254.1	1:10:19.217	34	2	2:04.990	38.698	42.017	44.275	221.7	1:10:42.907
35		2:01.490	37.333	42.761	41.396	245.4	1:12:20.707	35	2	2:03.434	37.896	41.820	43.718	248.8	1:12:46.341





**Autodromo Nazionale Monza**  
**International GT Open**  
**Race - 1**  
**Lap Analysis**



**47**

Loris Spinelli

Mercedes AMG GT3 - 2020

**53**

Nicolas Vandierendonck

Porsche 992 GT3 Cup

PROAM

Florian Scholze

AKM Motorsport

CUPPA


Dirk Schouten

Q1 by EMG Motorsport

Lap	D	Time	Sector 1	Sector 2	Sector 3	T. Spd	Elapsed	Lap	D	Time	Sector 1	Sector 2	Sector 3	T. Spd	Elapsed
1	2	2:00.145	41.015	40.877	38.253	236.8	2:00.145	1	1	2:05.121	43.560	40.763	40.798	213.4	2:05.121
2	2	1:52.454	35.080	38.823	38.551	272.7	3:52.599	2	1	1:56.136	36.368	39.556	40.212	266.0	4:01.257
3	2	1:51.691	35.095	38.488	38.108	267.3	5:44.290	3	1	1:57.164	36.762	40.601	39.801	256.5	5:58.421
4	2	1:50.604	34.998	37.730	37.876	274.1	7:34.894	4	1	1:55.537	36.371	39.326	39.840	262.1	7:53.958
5	2	1:50.570	34.935	37.754	37.881	273.4	9:25.464	5	1	1:55.354	36.284	39.092	39.978	264.7	9:49.312
6	2	1:50.382	34.800	37.599	37.983	273.4	11:15.846	6	1	1:57.427	36.794	40.672	39.961	258.3	11:46.739
7	2	1:50.978	34.913	38.067	37.998	274.1	13:06.824	7	1	1:55.757	36.135	39.767	39.855	261.5	13:42.496
8	2	1:51.463	35.029	38.227	38.207	257.7	14:58.287	8	1	1:58.017	36.953	39.640	41.424	260.2	15:40.513
9	2	1:55.350	36.427	39.750	39.173	208.0	16:53.637	9	1	1:59.782	38.210	40.633	40.939	233.7	17:40.295
10	2	2:41.358	42.217	1:01.760	57.381	196.0	19:34.995	10	1	2:01.782	37.609	40.716	43.457	250.0	19:42.077
11	2	1:51.712	35.425	38.099	38.188	255.9	21:26.707	11	1	1:55.384	36.288	39.333	39.763	260.2	21:37.461
12	2	1:50.932	35.133	37.956	37.843	271.3	23:17.639	12	1	1:55.363	36.334	39.433	39.596	261.5	23:32.824
13	2	1:51.285	35.278	38.064	37.943	274.1	25:08.924	13	1	1:54.858	36.101	39.215	39.542	259.6	25:27.682
14	2	1:50.857	35.236	37.672	37.949	260.8	26:59.781	14	1	1:55.613	36.445	39.317	39.851	255.3	27:23.295
15	2	1:57.320 P	34.836	38.089	44.395	272.7	28:57.101	15	1	2:02.532 P	36.355	39.260	46.917	261.5	29:25.827
16	1	3:08.868	1:54.567	36.914	37.387	210.9	32:05.969	16	2	4:29.712	3:10.489	39.589	39.634	203.0	33:55.539
17	1	1:51.978	36.697	37.171	38.110	270.6	33:57.947	17	2	1:54.328	35.991	38.961	39.376	260.8	35:49.867
18	1	1:49.281	35.100	37.099	37.082	271.3	35:47.228	18	2	1:54.573	36.032	38.858	39.683	255.9	37:44.440
19	1	1:48.815	34.663	36.922	37.230	270.6	37:36.043	19	2	1:55.192	36.623	38.741	39.828	254.7	39:39.632
20	1	1:48.583	34.591	36.767	37.225	270.6	39:24.626	20	2	1:56.155	36.306	39.442	40.407	261.5	41:35.787
21	1	1:48.828	34.655	37.003	37.170	271.3	41:13.454	21	2	1:54.928	36.238	38.879	39.811	257.7	43:30.715
22	1	1:48.993	34.495	36.990	37.508	274.1	43:02.447	22	2	1:56.002	36.425	39.343	40.234	260.2	45:26.717
23	1	1:49.657	34.648	37.630	37.379	271.3	44:52.104	23	2	1:56.123	36.384	39.445	40.294	257.7	47:22.840
24	1	1:49.509	34.612	37.524	37.373	272.7	46:41.613	24	2	1:55.745	36.679	39.223	39.843	252.9	49:18.585
25	1	1:49.295	34.697	37.350	37.248	276.2	48:30.908	25	2	1:55.695	36.464	39.316	39.915	253.5	51:14.280
26	1	1:49.285	34.674	37.106	37.505	270.6	50:20.193	26	2	1:55.963	36.514	39.415	40.034	256.5	53:10.243
27	1	1:49.426	34.672	37.442	37.312	270.0	52:09.619	27	2	1:55.617	36.427	39.349	39.841	254.1	55:05.860
28	1	1:50.895	34.542	37.106	39.247	272.0	54:00.514	28	2	1:55.692	36.399	39.402	39.891	256.5	57:01.552
29	1	1:49.461	34.741	37.303	37.417	270.6	55:49.975	29	2	1:56.052	36.842	39.351	39.859	254.7	58:57.604
30	1	1:49.183	34.638	37.121	37.424	272.0	57:39.158	30	2	1:56.157	36.619	39.533	40.005	252.3	1:00:53.761
31	1	1:49.128	34.598	37.222	37.308	272.0	59:28.286	31	2	1:55.928	36.577	39.443	39.908	257.7	1:02:49.689
32	1	1:49.033	34.552	37.159	37.322	273.4	1:01:17.319	32	2	1:56.201	36.597	39.726	39.878	256.5	1:04:45.890
33	1	1:49.440	34.538	37.435	37.467	274.1	1:03:06.759	33	2	1:55.686	36.543	39.434	39.709	256.5	1:06:41.576
34	1	1:49.793	34.807	37.518	37.468	274.1	1:04:56.552	34	2	1:56.445	36.739	39.459	40.247	253.5	1:08:38.021
35	1	1:50.246	34.787	37.946	37.513	266.0	1:06:46.798	35	2	1:56.231	36.750	39.409	40.072	256.5	1:10:34.252
36	1	1:50.078	34.578	37.721	37.779	270.6	1:08:36.876	36	2	1:56.767	36.535	39.954	40.278	257.1	1:12:31.019
37	1	1:50.113	34.744	37.753	37.616	267.3	1:10:26.989								
38	1	1:49.938	34.573	37.486	37.879	274.8	1:12:16.927								







**Autodromo Nazionale Monza**  
**International GT Open**  
**Race - 1**  
**Lap Analysis**



**54** Jan Lauryssen Porsche 992 GT3 Cup **57** Luca Magnoni Honda NSX GT3 Evo

CUPPA Q1 by EMG Motorsport AM Alberto Lippi Nova Race Event

Lap	D	Time	Sector 1	Sector 2	Sector 3	T. Spd	Elapsed	Lap	D	Time	Sector 1	Sector 2	Sector 3	T. Spd	Elapsed
1		2:05.312	43.758	41.300	40.254	206.1	2:05.312	1	1	2:02.082	42.323	40.889	38.870	206.1	2:02.082
2		1:56.523	36.671	39.756	40.096	262.7	4:01.835	2	1	1:52.559	35.211	38.169	39.179	270.0	3:54.641
3		1:56.933	36.855	40.344	39.734	258.3	5:58.768	3	1	1:51.571	35.290	37.938	38.343	265.3	5:46.212
4		1:55.588	36.668	39.228	39.692	257.1	7:54.356	4	1	1:51.569	35.307	38.017	38.245	271.3	7:37.781
5		1:55.268	36.505	39.084	39.679	258.9	9:49.624	5	1	1:51.620	35.667	37.902	38.051	260.8	9:29.401
6		1:56.291	36.557	40.296	39.438	261.5	11:45.915	6	1	1:50.539	35.029	37.494	38.016	272.0	11:19.940
7		1:55.140	36.510	38.917	39.713	258.3	13:41.055	7	1	1:51.490	35.168	37.925	38.397	272.7	13:11.430
8		1:57.610	36.271	39.596	41.743	259.6	15:38.665	8	1	1:51.749	35.259	38.168	38.322	270.0	15:03.179
9		2:00.163	37.484	40.898	41.781	231.2	17:38.828	9	1	1:56.798	37.716	39.398	39.684	178.8	16:59.977
10		2:02.691	38.023	40.686	43.982	231.7	19:41.519	10	1	2:36.757	40.302	1:00.607	55.848	187.1	19:36.734
11		1:55.241	36.557	39.019	39.665	258.3	21:36.760	11	1	1:53.535	36.131	38.899	38.505	258.3	21:30.269
12		1:55.294	36.528	39.041	39.725	258.3	23:32.054	12	1	1:51.213	35.138	37.736	38.339	270.6	23:21.482
13		1:55.126	36.426	38.927	39.773	259.6	25:27.180	13	1	1:51.810	35.366	38.271	38.173	269.3	25:13.292
14		1:55.307	36.490	39.023	39.794	258.9	27:22.487	14	1	1:51.277	35.107	37.916	38.254	271.3	27:04.569
15		1:55.821	36.766	39.000	40.055	258.3	29:18.308	15	1	1:51.426	35.183	37.958	38.285	268.6	28:55.995
16		1:55.387	36.631	39.094	39.662	257.1	31:13.695	16	1	1:51.236	35.064	37.718	38.454	270.0	30:47.231
17		1:55.821	36.555	39.191	40.075	257.7	33:09.516	17	1	1:51.676	35.781	37.684	38.211	270.0	32:38.907
18		1:55.505	36.484	39.014	40.007	257.7	35:05.021	18	1	1:51.266	35.133	37.831	38.302	270.0	34:30.173
19		2:02.232 P	36.519	39.445	46.268	258.9	37:07.253	19	1	2:00.212 P	35.215	38.011	46.986	268.6	36:30.385
20		4:39.334	3:18.830	40.054	40.450	196.7	41:46.587	20	2	3:09.930	1:51.230	39.431	39.269	204.5	39:40.315
21		1:55.895	36.602	39.353	39.940	257.1	43:42.482	21	2	1:52.783	35.333	38.629	38.821	263.4	41:33.098
22		1:55.998	36.862	39.185	39.951	256.5	45:38.480	22	2	1:53.141	35.148	38.504	39.489	269.3	43:26.239
								23	2	1:51.943	35.284	38.206	38.453	271.3	45:18.182
								24	2	1:52.140	35.304	38.234	38.602	270.6	47:10.322
								25	2	1:51.341	35.153	38.000	38.188	269.3	49:01.663
								26	2	1:51.545	35.006	37.920	38.619	269.3	50:53.208
								27	2	1:51.197	34.949	37.954	38.294	270.0	52:44.405
								28	2	1:51.659	34.838	38.390	38.431	271.3	54:36.064
								29	2	1:52.155	35.156	38.001	38.998	270.0	56:28.219
								30	2	1:51.842	35.127	38.171	38.544	268.6	58:20.061
								31	2	1:52.226	35.055	38.560	38.611	270.0	1:00:12.287
								32	2	1:51.100	35.098	37.819	38.183	268.6	1:02:03.387
								33	2	1:50.920	34.902	37.642	38.376	268.6	1:03:54.307
								34	2	1:51.256	34.982	37.969	38.305	268.6	1:05:45.563
								35	2	1:51.124	35.288	37.785	38.051	268.6	1:07:36.687
								36	2	1:50.862	35.165	37.687	38.010	270.6	1:09:27.549
								37	2	1:50.550	34.817	37.764	37.969	267.9	1:11:18.099
								38	2	1:50.491	34.953	37.609	37.929	269.3	1:13:08.590





**Autodromo Nazionale Monza**  
**International GT Open**  
**Race - 1**  
**Lap Analysis**



**63**

Michele Beretta

Lamborghini Huracan GT3 EVO

**72**

Nick Moss

McLaren 720 S GT3

PRO Frederik Schandorff Vincenzo Sospiri Racing PROAM Joe Osborne Inception Racing

Lap	D	Time	Sector 1	Sector 2	Sector 3	T. Spd	Elapsed	Lap	D	Time	Sector 1	Sector 2	Sector 3	T. Spd	Elapsed
1	1	1:53.295	38.424	37.529	37.342	254.1	1:53.295	1	1	2:04.717	41.912	43.486	39.319	201.1	2:04.717
2	1	1:49.467	34.817	37.251	37.399	269.3	3:42.762	2	1	1:52.253	35.403	38.414	38.436	265.3	3:56.970
3	1	1:48.973	34.760	37.034	37.179	269.3	5:31.735	3	1	1:50.680	34.929	37.879	37.872	273.4	5:47.650
4	1	1:49.812	34.813	36.825	38.174	269.3	7:21.547	4	1	1:50.466	34.844	37.815	37.807	274.8	7:38.116
5	1	1:49.140	34.765	37.096	37.279	270.0	9:10.687	5	1	1:50.467	34.972	37.664	37.831	275.5	9:28.583
6	1	1:48.804	34.701	36.895	37.208	270.0	10:59.491	6	1	1:49.890	34.709	37.471	37.710	273.4	11:18.473
7	1	1:48.916	34.701	36.909	37.306	272.0	12:48.407	7	1	1:50.323	34.802	37.742	37.779	274.8	13:08.796
8	1	1:49.210	34.780	37.178	37.252	270.0	14:37.617	8	1	1:50.480	34.794	37.806	37.880	276.2	14:59.276
9	1	1:52.893	35.097	38.873	38.923	270.6	16:30.510	9	1	1:56.088	37.138	39.552	39.398	201.4	16:55.364
10	1	3:01.336	58.102	1:02.076	1:01.158	133.4	19:31.846	10	1	2:40.793	42.439	1:01.367	56.987	223.1	19:36.157
11	1	1:49.263	34.834	37.162	37.267	267.9	21:21.109	11	1	1:51.431	35.299	38.176	37.956	270.6	21:27.588
12	1	1:49.364	34.830	37.192	37.342	270.0	23:10.473	12	1	1:50.993	35.089	37.902	38.002	267.9	23:18.581
13	1	1:48.830	34.877	36.874	37.079	270.6	24:59.303	13	1	1:51.243	35.062	37.924	38.257	274.8	25:09.824
14	1	1:48.874	34.784	36.871	37.219	270.6	26:48.177	14	1	1:52.542	34.963	39.004	38.575	274.1	27:02.366
15	1	1:49.260	34.824	37.166	37.270	269.3	28:37.437	15	1	1:57.320 P	34.759	37.689	44.872	274.8	28:59.686
16	1	1:55.459 P	34.742	37.100	43.617	270.6	30:32.896	16	2	2:59.546	1:44.124	37.340	38.082	210.9	31:59.232
17	2	3:09.020	1:54.448	37.335	37.237	208.0	33:41.916	17	2	1:49.268	34.713	37.095	37.460	272.0	33:48.500
18	2	1:48.469	34.604	36.835	37.030	271.3	35:30.385	18	2	1:49.080	34.706	37.025	37.349	272.0	35:37.580
19	2	1:48.621	34.481	36.997	37.143	272.7	37:19.006	19	2	1:49.580	35.074	37.086	37.420	273.4	37:27.160
20	2	1:48.460	34.571	36.857	37.032	273.4	39:07.466	20	2	1:49.257	34.709	37.106	37.442	273.4	39:16.417
21	2	1:48.659	34.398	37.137	37.124	274.8	40:56.125	21	2	1:48.993	34.545	36.968	37.480	274.1	41:05.410
22	2	1:49.094	34.313	37.488	37.293	275.5	42:45.219	22	2	1:49.208	34.691	37.081	37.436	274.1	42:54.618
23	2	1:50.267	34.858	37.291	38.118	276.9	44:35.486	23	2	1:50.239	34.963	37.565	37.711	274.8	44:44.857
24	2	1:48.929	34.712	36.967	37.250	272.0	46:24.415	24	2	1:50.596	34.945	37.533	38.118	274.1	46:35.453
25	2	1:48.781	34.687	36.980	37.114	272.0	48:13.196	25	2	1:49.666	34.865	37.386	37.415	273.4	48:25.119
26	2	1:48.471	34.587	36.832	37.052	270.0	50:01.667	26	2	1:49.742	34.939	37.259	37.544	272.0	50:14.861
27	2	1:48.740	34.597	36.788	37.355	272.0	51:50.407	27	2	1:49.383	34.681	37.258	37.444	273.4	52:04.244
28	2	1:48.619	34.565	37.053	37.001	270.6	53:39.026	28	2	1:49.794	34.759	37.388	37.647	273.4	53:54.038
29	2	1:48.397	34.597	36.748	37.052	272.0	55:27.423	29	2	1:49.632	34.829	37.198	37.605	273.4	55:43.670
30	2	1:48.560	34.464	36.940	37.156	273.4	57:15.983	30	2	1:49.385	34.546	37.287	37.552	274.1	57:33.055
31	2	1:48.521	34.441	36.877	37.203	272.7	59:04.504	31	2	1:49.400	34.837	37.172	37.391	274.1	59:22.455
32	2	1:48.961	34.513	37.027	37.421	274.1	1:00:53.465	32	2	1:49.468	34.668	37.198	37.602	273.4	1:01:11.923
33	2	1:48.520	34.547	36.808	37.165	273.4	1:02:41.985	33	2	1:50.055	34.700	37.605	37.750	274.1	1:03:01.978
34	2	1:48.715	34.395	36.996	37.324	274.8	1:04:30.700	34	2	1:49.865	34.723	37.498	37.644	273.4	1:04:51.843
35	2	1:49.596	35.228	36.997	37.371	272.7	1:06:20.296	35	2	1:49.920	34.819	37.340	37.761	275.5	1:06:41.763
36	2	1:49.382	34.618	37.484	37.280	274.1	1:08:09.678	36	2	1:50.279	34.886	37.490	37.903	276.2	1:08:32.042
37	2	1:49.285	34.628	37.083	37.574	271.3	1:09:58.963	37	2	1:50.065	34.808	37.509	37.748	274.1	1:10:22.107
38	2	1:49.278	34.721	37.131	37.426	272.7	1:11:48.241	38	2	1:50.911	34.731	38.393	37.787	274.1	1:12:13.018





**Autodromo Nazionale Monza**  
**International GT Open**  
**Race - 1**  
**Lap Analysis**



**73**

Roman Ziemian

Ferrari 488 GT3 EVO

**77**

Al Faisal Al Zubair

Porsche 911 GT3-R II 2019

PROAM

Axcil Jefferies

Kessel Racing

PRO

Andy Soucek

Lechner Racing

Lap	D	Time	Sector 1	Sector 2	Sector 3	T. Spd	Elapsed	Lap	D	Time	Sector 1	Sector 2	Sector 3	T. Spd	Elapsed
1	1	2:03.453	42.697	41.086	39.670	212.1	2:03.453	1	2	1:58.388	40.314	38.917	39.157	250.0	1:58.388
2	1	1:54.701	36.032	38.923	39.746	258.9	3:58.154	2	2	1:50.143	35.031	37.390	37.722	270.0	3:48.531
3	1	1:53.641	35.742	38.836	39.063	264.0	5:51.795	3	2	1:49.507	34.776	37.163	37.568	271.3	5:38.038
4	1	1:53.232	35.440	38.701	39.091	268.6	7:45.027	4	2	1:49.241	34.750	37.151	37.340	272.0	7:27.279
5	1	1:54.046	35.399	39.016	39.631	269.3	9:39.073	5	2	1:49.485	34.830	37.165	37.490	272.7	9:16.764
6	1	1:53.179	35.367	38.701	39.111	268.6	11:32.252	6	2	1:49.588	34.543	37.553	37.492	273.4	11:06.352
7	1	1:52.915	35.353	38.654	38.908	270.0	13:25.167	7	2	1:49.499	34.836	37.107	37.556	266.6	12:55.851
8	1	1:55.510	35.142	39.301	41.067	270.0	15:20.677	8	2	1:49.279	34.623	37.192	37.464	270.6	14:45.130
9	1	1:54.668	35.778	39.526	39.364	258.9	17:15.345	9	2	1:54.615	35.463	39.698	39.454	271.3	16:39.745
10	1	2:23.287	35.451	52.155	55.681	267.9	19:38.632	10	2	2:53.143	52.074	1:02.446	58.623	185.8	19:32.888
11	1	1:53.096	35.778	38.519	38.799	263.4	21:31.728	11	2	1:51.581	35.283	38.376	37.922	266.6	21:24.469
12	1	1:53.568	35.536	38.909	39.123	265.3	23:25.296	12	2	1:50.078	34.943	37.440	37.695	274.1	23:14.547
13	1	1:53.319	35.688	38.620	39.011	251.7	25:18.615	13	2	1:49.483	34.717	37.303	37.463	271.3	25:04.030
14	1	1:53.355	35.390	38.676	39.289	270.0	27:11.970	14	2	1:49.592	34.776	37.345	37.471	271.3	26:53.622
15	1	2:00.649 P	35.208	38.471	46.970	269.3	29:12.619	15	2	1:55.213 P	34.779	37.338	43.096	270.6	28:48.835
16	2	3:07.979	1:52.513	37.816	37.650	208.4	32:20.598	16	1	3:04.991	1:49.087	37.947	37.957	211.7	31:53.826
17	2	1:49.755	34.773	37.473	37.509	270.6	34:10.353	17	1	1:49.916	34.959	37.360	37.597	267.3	33:43.742
18	2	1:49.287	34.683	37.214	37.390	272.0	35:59.640	18	1	1:49.233	34.752	37.003	37.478	268.6	35:32.975
19	2	1:49.268	34.686	37.065	37.517	272.0	37:48.908	19	1	1:49.215	34.842	37.000	37.373	268.6	37:22.190
20	2	1:49.670	34.833	37.137	37.700	272.0	39:38.578	20	1	1:49.163	34.656	37.012	37.495	268.6	39:11.353
21	2	1:49.189	34.719	37.050	37.420	271.3	41:27.767	21	1	1:49.358	34.788	37.002	37.568	269.3	41:00.711
22	2	1:49.222	34.747	37.146	37.329	272.0	43:16.989	22	1	1:49.235	34.722	36.865	37.648	269.3	42:49.946
23	2	1:49.154	34.716	37.082	37.356	271.3	45:06.143	23	1	1:49.265	34.717	37.078	37.470	270.0	44:39.211
24	2	1:49.327	34.834	37.167	37.326	271.3	46:55.470	24	1	1:49.572	35.032	37.152	37.388	270.0	46:28.783
25	2	1:49.333	34.735	37.118	37.480	271.3	48:44.803	25	1	1:49.552	34.909	37.124	37.519	268.6	48:18.335
26	2	1:50.018	34.819	37.437	37.762	273.4	50:34.821	26	1	1:49.097	34.720	37.068	37.309	267.3	50:07.432
27	2	1:49.402	34.721	37.229	37.452	270.6	52:24.223	27	1	1:49.241	34.695	37.104	37.442	268.6	51:56.673
28	2	1:49.423	34.738	37.308	37.377	271.3	54:13.646	28	1	1:49.406	34.522	37.416	37.468	271.3	53:46.079
29	2	1:49.828	34.730	37.231	37.867	271.3	56:03.474	29	1	1:49.066	34.781	37.070	37.215	269.3	55:35.145
30	2	1:49.716	34.944	37.250	37.522	271.3	57:53.190	30	1	1:48.969	34.595	36.973	37.401	269.3	57:24.114
31	2	1:49.442	34.729	37.241	37.472	271.3	59:42.632	31	1	1:49.238	34.645	37.233	37.360	269.3	59:13.352
32	2	1:49.305	34.748	37.158	37.399	266.0	1:01:31.937	32	1	1:49.717	34.794	37.228	37.695	270.0	1:01:03.069
33	2	1:49.504	34.754	37.209	37.541	272.0	1:03:21.441	33	1	1:49.009	34.568	37.141	37.300	268.6	1:02:52.078
34	2	1:49.307	34.687	37.115	37.505	272.0	1:05:10.748	34	1	1:50.031	34.809	37.492	37.730	272.7	1:04:42.109
35	2	1:49.711	34.804	37.311	37.596	272.0	1:07:00.459	35	1	1:49.370	34.591	37.287	37.492	271.3	1:06:31.479
36	2	1:49.625	34.677	37.335	37.613	272.7	1:08:50.084	36	1	1:49.652	34.815	37.210	37.627	272.7	1:08:21.131
37	2	1:50.641	35.112	37.320	38.209	273.4	1:10:40.725	37	1	1:50.830	34.816	38.458	37.556	272.7	1:10:11.961
38	2	1:49.851	34.754	37.298	37.799	272.0	1:12:30.576	38	1	1:49.169	34.647	37.102	37.420	269.3	1:12:01.130

**100**

Jakub Dwernicki

Porsche 911 GT3 Cup gen 2

CUPPA

Jan Antoszewski

Bonaldi Motorsport

Lap	D	Time	Sector 1	Sector 2	Sector 3	T. Spd	Elapsed
1	1	2:11.778	47.014	42.051	42.713	173.0	2:11.778
2	1	2:01.982	38.257	42.697	41.028	216.0	4:13.760
3	1	1:58.728	36.851	41.195	40.682	249.4	6:12.488
4	1	1:58.899	36.639	41.036	41.224	248.2	8:11.387
5	1	1:58.962	36.682	40.878	41.402	252.3	10:10.349
6	1	1:59.085	37.394	40.879	40.812	257.1	12:09.434
7	1	1:59.914	36.688	41.785	41.441	252.3	14:09.348
8	1		36.866			257.1	





**Autodromo Nazionale Monza**  
**International GT Open**  
**Race - 1**  
**Lap Analysis**



**333**

Benjamin Hites

Ferrari 488 GT3 MY2020

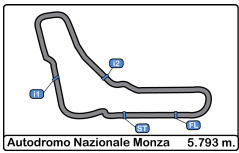
PRO

Fabrizio Crestani

Rinaldi Racing

Lap	D	Time	Sector 1	Sector 2	Sector 3	T. Spd	Elapsed
1	1	1:57.040	38.946	39.591	38.503	248.2	1:57.040
2	1	1:50.242	34.894	37.602	37.746	273.4	3:47.282
3	1	1:49.757	34.669	37.431	37.657	272.7	5:37.039
4	1	1:49.653	34.750	37.292	37.611	272.7	7:26.692
5	1	1:49.674	34.916	37.204	37.554	272.7	9:16.366
6	1	1:50.001	34.852	37.401	37.748	272.0	11:06.367
7	1	1:50.329	35.116	37.506	37.707	264.7	12:56.696
8	1	1:49.708	34.765	37.355	37.588	273.4	14:46.404
9	1	1:54.280	35.124	39.690	39.466	273.4	16:40.684
10	1	2:53.006	52.251	1:01.965	58.790	182.1	19:33.690
11	1	1:52.101	35.142	38.436	38.523	267.9	21:25.791
12	1	1:50.369	35.195	37.413	37.761	273.4	23:16.160
13	1	1:49.904	34.842	37.260	37.802	273.4	25:06.064
14	1	1:49.735	34.888	37.356	37.491	273.4	26:55.799
15	1	1:55.697 P	34.597	37.555	43.545	273.4	28:51.496
16	2	2:59.120	1:44.364	37.356	37.400	210.5	31:50.616
17	2	1:48.667	34.617	36.899	37.151	270.0	33:39.283
18	2	1:48.962	34.745	36.992	37.225	270.0	35:28.245
19	2	1:49.371	34.654	37.446	37.271	271.3	37:17.616
20	2	1:48.726	34.649	36.871	37.206	270.6	39:06.342
21	2	1:49.143	34.631	37.186	37.326	272.0	40:55.485
22	2	1:49.480	34.771	37.389	37.320	272.7	42:44.965
23	2	1:50.887	34.988	37.227	38.672	272.0	44:35.852
24	2	1:49.519	34.822	37.265	37.432	271.3	46:25.371
25	2	1:49.712	34.870	37.464	37.378	272.0	48:15.083
26	2	1:49.906	34.877	37.470	37.559	270.0	50:04.989
27	2	1:49.884	34.858	37.161	37.865	271.3	51:54.873
28	2	1:49.396	34.737	37.144	37.515	270.0	53:44.269
29	2	1:49.324	34.689	37.172	37.463	270.6	55:33.593
30	2	1:49.277	34.637	37.154	37.486	270.6	57:22.870
31	2	1:49.410	34.788	37.287	37.335	270.0	59:12.280
32	2	1:49.452	34.629	37.188	37.635	270.6	1:01:01.732
33	2	1:49.791	34.934	37.299	37.558	270.6	1:02:51.523
34	2	1:49.678	34.694	37.411	37.573	272.0	1:04:41.201
35	2	1:49.638	34.871	37.178	37.589	271.3	1:06:30.839
36	2	1:49.563	34.745	37.184	37.634	272.0	1:08:20.402
37	2	1:50.120	34.609	37.927	37.584	275.5	1:10:10.522
38	2	1:49.621	34.723	37.319	37.579	271.3	1:12:00.143





# Autodromo Nazionale Monza

## International GT Open

### Race - 1

#### Analysis by Lap



Num	Lap Time	Gap
<b>Lap 1</b>		
63	1:53.295	
18	1:54.866	01.571
9	1:56.434	03.139
333	1:57.040	03.745
7	1:57.349	04.054
10	1:57.740	04.445
19	1:58.174	04.879
77	1:58.388	05.093
25	1:58.674	05.379
16	1:58.887	05.592
47	2:00.145	06.850
11	2:00.817	07.522
57	2:02.082	08.787
73	2:03.453	10.158
72	2:04.717	11.422
53	2:05.121	11.826
54	2:05.312	12.017
44	2:06.196	12.901
24	2:09.078	15.783
12	2:11.402	18.107
100	2:11.778	18.483
17	2:11.794	18.499
32	2:12.073	18.778
27	2:12.598	19.303
26	2:22.609	29.314

Num	Lap Time	Gap
<b>Lap 2</b>		
63	1:49.467	
18	1:50.300	02.404
9	1:49.670	03.342
333	1:50.242	04.520
77	1:50.143	05.769
25	1:51.154	07.066
16	1:52.881	09.006
10	1:54.292	09.270
47	1:52.454	09.837
11	1:52.745	10.800
57	1:52.559	11.879
72	1:52.253	14.208
73	1:54.701	15.392
7	2:03.197	17.784
53	1:56.136	18.495
54	1:56.523	19.073
44	1:56.501	19.935
17	1:51.671	20.703
24	1:57.182	23.498
12	1:59.092	27.732
32	2:00.581	29.892
100	2:01.982	30.998
27	2:01.816	31.652
19	2:36.745	52.157

Num	Lap Time	Gap
<b>Lap 3</b>		
63	1:48.973	
18	1:50.084	03.515

Num	Lap Time	Gap
9	1:49.539	03.908
333	1:49.757	05.304
77	1:49.507	06.303
25	1:50.860	08.953
10	1:49.843	10.140
16	1:51.311	11.344
47	1:51.691	12.555
11	1:51.228	13.055
57	1:51.571	14.477
72	1:50.680	15.915
73	1:53.641	20.060
17	1:52.257	23.987
53	1:57.164	26.686
54	1:56.933	27.033
44	1:56.911	27.873
24	1:56.800	31.325
12	1:57.839	36.598
32	1:58.116	39.035
100	1:58.728	40.753
27	1:58.658	41.337

Num	Lap Time	Gap
<b>Lap 4</b>		
63	1:49.812	
18	1:49.939	03.642
9	1:49.862	03.958
333	1:49.653	05.145
77	1:49.241	05.732
7	3:30.163	1 Lap
10	1:49.784	10.112
25	1:51.007	10.148
16	1:49.803	11.335
47	1:50.604	13.347
11	1:51.025	14.268
57	1:51.569	16.234
72	1:50.466	16.569
73	1:53.232	23.480
17	1:50.072	24.247
53	1:55.537	32.411
54	1:55.588	32.809
44	1:56.050	34.111
24	1:56.281	37.794
12	1:57.802	44.588
32	1:58.455	47.678
100	1:58.899	49.840
27	1:58.562	50.087

Num	Lap Time	Gap
<b>Lap 5</b>		
63	1:49.140	
18	1:49.631	04.133
9	1:49.614	04.432
333	1:49.674	05.679
77	1:49.485	06.077
10	1:49.851	10.823
25	1:50.893	11.901
16	1:49.955	12.150
47	1:50.570	14.777
11	1:50.266	15.394

Num	Lap Time	Gap
72	1:50.467	17.896
57	1:51.620	18.714
17	1:51.871	26.978
73	1:54.046	28.386
53	1:55.354	38.625
54	1:55.268	38.937
44	1:55.903	40.874
24	1:56.468	45.122
12	1:57.798	53.246
32	1:57.474	56.012
100	1:58.962	59.662
27	1:58.963	59.910

Num	Lap Time	Gap
<b>Lap 6</b>		
63	1:48.804	
18	1:49.568	04.897
9	1:49.440	05.068
77	1:49.588	06.861
333	1:50.001	06.876
10	1:49.217	11.236
25	1:50.665	13.762
16	1:50.700	14.046
47	1:50.382	16.355
11	1:50.665	17.255
72	1:49.890	18.982
57	1:50.539	20.449
17	1:50.045	28.219
73	1:53.179	32.761
54	1:56.291	46.424
53	1:57.427	47.248
44	1:56.224	48.294
7	4:17.292	2 Laps
24	1:56.819	53.137
12	1:57.645	1:02.087
32	1:57.612	1:04.820
100	1:59.085	1:09.943
27	2:00.260	1:11.366

Num	Lap Time	Gap
<b>Lap 7</b>		
63	1:48.916	
18	1:49.466	05.447
9	1:49.460	05.612
77	1:49.499	07.444
333	1:50.329	08.289
10	1:49.290	11.610
16	1:50.689	15.819
25	1:53.177	18.023
47	1:50.978	18.417
11	1:51.131	19.470
72	1:50.323	20.389
57	1:51.490	23.023
17	1:49.870	29.173
73	1:52.915	36.760
7	1:52.021	2 Laps
54	1:55.140	52.648
53	1:55.757	54.089
44	1:56.319	55.697

Num	Lap Time	Gap
24	1:56.119	1:00.340
12	1:57.650	1:10.821
32	1:57.436	1:13.340
100	1:59.914	1:20.941
27	1:58.636	1:21.086

Num	Lap Time	Gap
<b>Lap 8</b>		
63	1:49.210	
18	1:49.446	05.683
9	1:49.530	05.932
77	1:49.279	07.513
333	1:49.708	08.787
10	1:49.437	11.837
25	1:51.447	20.260
47	1:51.463	20.670
11	1:50.852	21.112
72	1:50.480	21.659
57	1:51.749	25.562
17	1:50.041	30.004
73	1:55.510	43.060
7	1:51.321	2 Laps
54	1:57.610	1:01.048
53	1:58.017	1:02.896
44	1:57.330	1:03.817
24	1:57.996	1:09.126
12	2:04.758	1:26.369
32	2:05.931	1:30.061
27	2:00.522	1:32.398

Num	Lap Time	Gap
<b>Lap 9</b>		
63	1:52.893	
18	1:53.824	06.614
9	1:54.543	07.582
77	1:54.615	09.235
333	1:54.280	10.174
10	1:56.200	15.144
25	1:55.515	22.882
47	1:55.350	23.127
11	1:56.251	24.470
72	1:56.088	24.854
57	1:56.798	29.467
17	1:53.821	30.932
73	1:54.668	44.835
7	1:52.180	2 Laps
54	2:00.163	1:08.318
53	1:59.782	1:09.785
44	2:01.007	1:11.931
24	1:57.904	1:14.137
12	2:03.900	1:37.376
32	2:03.059	1:40.227
27	2:01.012	1:40.517

Num	Lap Time	Gap
<b>Lap 10</b>		
63	3:01.336	
18	2:55.291	00.569
9	2:54.540	00.786

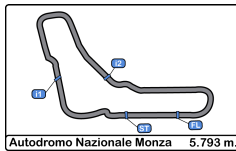
Num	Lap Time	Gap
77	2:53.143	01.042
333	2:53.006	01.844
10	2:48.374	02.182
25	2:41.115	02.661
47	2:41.358	03.149
11	2:40.680	03.814
72	2:40.793	04.311
57	2:36.757	04.888
17	2:35.541	05.137
73	2:23.287	06.786
7	2:15.473	2 Laps
54	2:02.691	09.673
53	2:01.782	10.231
44	2:00.507	11.102
24	1:59.812	12.613
12	2:00.534	36.574
32	1:59.245	38.136
27	1:59.330	38.511

Num	Lap Time	Gap
<b>Lap 11</b>		
63	1:49.263	
9	1:50.722	02.245
18	1:51.846	03.152
77	1:51.581	03.360
10	1:51.397	04.316
333	1:52.101	04.682
25	1:51.675	05.073
47	1:51.712	05.598
11	1:51.526	06.077
72	1:51.431	06.479
17	1:51.943	07.817
57	1:53.535	09.160
73	1:53.096	10.619
7	1:52.934	2 Laps
54	1:55.241	15.651
53	1:55.384	16.352
44	1:55.835	17.674
24	1:56.694	20.044
12	1:57.226	44.537
32	1:57.641	46.514
27	1:57.928	47.176

Num	Lap Time	Gap
<b>Lap 12</b>		
63	1:49.364	
9	1:48.864	01.745
18	1:49.823	03.611
77	1:50.078	04.074
10	1:49.903	04.855
333	1:50.369	05.687
25	1:51.196	06.905
47	1:50.932	07.166
11	1:50.938	07.651
72	1:50.993	08.108
17	1:50.203	08.656
57	1:51.213	11.009
7	1:53.334	2 Laps
73	1:53.568	14.823







**Autodromo Nazionale Monza**  
**International GT Open**  
**Race - 1**  
**Analysis by Lap**



Autodromo Nazionale Monza 5.793 m.

Num	Lap Time	Gap
54	1:55.294	21.581
53	1:55.363	22.351
44	1:55.501	23.811
24	2:02.007	32.687
12	1:57.635	52.808
32	1:57.511	54.661
27	1:58.196	56.008

Num	Lap Time	Gap
<b>Lap 13</b>		
63	1:48.830	
9	1:48.723	01.638
18	1:49.218	03.999
77	1:49.483	04.727
10	1:49.659	05.684
333	1:49.904	06.761
25	1:51.214	09.289
47	1:51.285	09.621
11	1:51.236	10.057
72	1:51.243	10.521
17	1:50.940	10.766
57	1:51.810	13.989

Num	Lap Time	Gap
7	1:51.040	2 Laps
73	1:53.319	19.312
54	1:55.126	27.877
53	1:54.858	28.379
44	1:55.900	30.881
12	1:57.691	1:01.669
24	2:18.134	1:01.991
32	1:57.281	1:03.112
27	1:57.651	1:04.829

Num	Lap Time	Gap
<b>Lap 14</b>		
63	1:48.874	
9	1:48.679	01.443
18	1:49.368	04.493
77	1:49.592	05.445
10	1:49.720	06.530
333	1:49.735	07.622
25	1:50.327	10.742
47	1:50.857	11.604
11	1:50.885	12.068
72	1:52.542	14.189
17	1:52.505	14.397
57	1:51.277	16.392
7	1:51.350	2 Laps
73	1:53.355	23.793
54	1:55.307	34.310
53	1:55.613	35.118
44	1:56.113	38.120
24	1:58.683	1:11.800
32	1:57.924	1:12.162
12	1:59.571	1:12.366
27	1:58.151	1:14.106

Num	Lap Time	Gap
<b>Lap 15</b>		
63	1:49.260	

Num	Lap Time	Gap
9	1:48.865	01.048
10	1:49.579	06.849
18	1:55.119	10.352
77	1:55.213	11.398
25	1:50.266	11.748
11	1:50.979	13.787
333	1:55.697	14.059
57	1:51.426	18.558
47	1:57.320	19.664
72	1:57.320	22.249
7	1:52.131	2 Laps
17	1:57.973	23.110
73	2:00.649	35.182
54	1:55.821	40.871
44	1:56.382	45.242
53	2:02.532	48.390
24	1:56.906	1:19.446
27	1:57.829	1:22.675
32	2:04.772	1:27.674
12	2:06.159	1:29.265

Num	Lap Time	Gap
<b>Lap 16</b>		
9	1:48.948	
63	1:55.459	05.463
10	1:49.756	06.609
25	1:50.403	12.155
11	1:55.536	19.327
57	1:51.236	19.798
7	1:51.774	2 Laps
54	1:55.387	46.262
44	1:55.999	51.245
18	3:00.089	1:20.445
333	2:59.120	1:23.183
77	3:04.991	1:26.393
27	1:58.914	1:31.593
72	2:59.546	1:31.799
24	2:02.940	1:32.390
17	3:00.889	1:34.003
47	3:08.868	1:38.536

Num	Lap Time	Gap
<b>Lap 17</b>		
9	1:48.751	
73	3:07.979	1 Lap
10	1:49.994	07.852
25	1:50.906	14.310
57	1:51.676	22.723
7	1:51.722	2 Laps
54	1:55.821	53.332
44	1:55.965	58.459
18	1:49.321	1:21.015
333	1:48.667	1:23.099
63	3:09.020	1:25.732
77	1:49.916	1:27.558
72	1:49.268	1:32.316
17	1:50.807	1:36.059
53	4:29.712	1 Lap
27	1:58.408	1:41.250

Num	Lap Time	Gap
<b>Lap 18</b>		
9	1:48.614	
73	1:49.755	1 Lap
10	1:49.953	09.191
11	3:27.725	1 Lap
25	1:50.477	16.173
57	1:51.266	25.375
7	1:51.710	2 Laps
32	4:47.300	2 Laps
12	4:52.946	2 Laps
54	1:55.505	1:00.223
44	1:56.291	1:06.136
18	1:48.897	1:21.298
333	1:48.962	1:23.447
63	1:48.469	1:25.587
77	1:49.233	1:28.177
72	1:49.080	1:32.782
17	1:49.612	1:37.057
47	1:49.281	1:42.430
53	1:54.328	1 Lap

Num	Lap Time	Gap
<b>Lap 19</b>		
9	1:49.173	
73	1:49.287	1 Lap
27	2:05.256	1 Lap
10	1:50.408	10.426
11	1:50.451	1 Lap
25	1:57.084	24.084
7	1:51.381	2 Laps
57	2:00.212	36.414
24	4:45.412	2 Laps
32	1:58.297	2 Laps
12	1:57.850	2 Laps
54	2:02.232	1:13.282
44	1:56.927	1:13.890
18	1:48.945	1:21.070
333	1:49.371	1:23.645
63	1:48.621	1:25.035
77	1:49.215	1:28.219
72	1:49.580	1:33.189
17	1:49.289	1:37.173
47	1:48.815	1:42.072
53	1:54.573	1 Lap

Num	Lap Time	Gap
<b>Lap 20</b>		
9	1:54.244	
73	1:49.268	1 Lap
10	1:49.992	06.174
11	1:50.100	1 Lap
7	1:51.349	2 Laps
24	1:55.721	2 Laps
32	1:57.811	2 Laps
12	1:57.509	2 Laps
18	1:48.922	1:15.748

Num	Lap Time	Gap
<b>Lap 21</b>		
10	1:56.292	
7	1:56.747	2 Laps
24	1:56.198	2 Laps
27	4:36.335	2 Laps
32	1:57.459	2 Laps
9	3:00.376	57.910
12	1:57.525	2 Laps
18	1:48.759	1:02.041
333	1:49.143	1:04.804
63	1:48.659	1:05.444
77	1:49.358	1:10.030
72	1:48.993	1:14.729
44	2:03.861	1:17.534
25	1:51.004	1:20.085
17	1:50.357	1:20.142
47	1:48.828	1:22.773
73	1:49.189	1:37.086
57	1:52.783	1:42.417
11	1:50.022	1:44.514
53	1:56.155	1 Lap
54	4:39.334	1 Lap

Num	Lap Time	Gap
<b>Lap 22</b>		
9	1:49.993	
27	1:59.618	2 Laps
18	1:48.688	02.826
32	1:58.834	2 Laps
333	1:49.480	06.381
63	1:49.094	06.635
24	2:08.626	2 Laps
77	1:49.235	11.362
12	1:58.152	2 Laps
10	3:00.993	13.090
72	1:49.208	16.034
17	1:49.906	22.145
25	1:51.304	23.486
47	1:48.993	23.863
73	1:49.222	38.405
7	3:07.840	2 Laps
11	1:50.484	47.095
57	1:53.141	47.655
53	1:54.928	1 Lap
54	1:55.895	1 Lap

Num	Lap Time	Gap
<b>Lap 23</b>		
9	1:49.081	
18	1:48.891	02.636
63	1:50.267	07.821
333	1:50.887	08.187
27	1:58.861	2 Laps
77	1:49.265	11.546
10	1:50.148	14.157
32	1:57.427	2 Laps
72	1:50.239	17.192
12	1:57.744	2 Laps
17	1:49.193	22.257
47	1:49.657	24.439
25	1:51.314	25.719
73	1:49.154	38.478
7	1:51.618	2 Laps
11	1:49.785	47.799
57	1:51.943	50.517
53	1:56.002	1 Lap
54	1:55.998	1 Lap
44	4:30.565	1 Lap

Num	Lap Time	Gap
<b>Lap 24</b>		
9	1:49.042	
18	1:49.007	02.601
63	1:48.929	07.708
333	1:49.519	08.664
77	1:49.572	12.076
10	1:49.848	14.963
72	1:50.596	18.746
27	1:59.911	2 Laps
17	1:49.471	22.686
32	1:57.279	2 Laps
47	1:49.509	24.906
25	1:50.333	27.010
12	1:58.474	2 Laps
73	1:49.327	38.763
7	1:51.101	2 Laps
11	1:49.836	48.593
57	1:52.140	53.615
53	1:56.123	1 Lap
24	4:51.474	3 Laps
44	2:05.557	1 Lap

Num	Lap Time	Gap
<b>Lap 25</b>		
9	1:48.912	
18	1:49.250	02.939
63	1:48.781	07.577
333	1:49.712	09.464
77	1:49.552	12.716
10	1:51.082	17.133
72	1:49.666	19.500
17	1:49.507	23.281
47	1:49.295	25.289
25	1:52.338	30.436
27	1:59.815	2 Laps

Num	Lap Time	Gap
<b>Lap 26</b>		

Num	Lap Time	Gap
<b>Lap 27</b>		

Num	Lap Time	Gap
<b>Lap 28</b>		

Num	Lap Time	Gap
<b>Lap 29</b>		

Num	Lap Time	Gap
<b>Lap 30</b>		

Num	Lap Time	Gap
<b>Lap 31</b>		

Num	Lap Time	Gap
<b>Lap 32</b>		

Num	Lap Time	Gap
<b>Lap 33</b>		

Num	Lap Time	Gap
<b>Lap 34</b>		

Num	Lap Time	Gap
<b>Lap 35</b>		

Num	Lap Time	Gap
<b>Lap 36</b>		

Num	Lap Time	Gap
<b>Lap 37</b>		

Num	Lap Time	Gap
<b>Lap 38</b>		

Num	Lap Time	Gap
<b>Lap 39</b>		

Num	Lap Time	Gap
<b>Lap 40</b>		


Num	Lap Time	Gap
<b>Lap 41</b>		

Num	Lap Time	Gap
<b>Lap 42</b>		

Num	Lap Time	Gap
<b>Lap 43</b>		

Num	Lap Time	Gap
<b>Lap 44</b>		

Num	Lap Time	Gap
<b>Lap 45</b>		



**Autodromo Nazionale Monza**  
**International GT Open**  
**Race - 1**



**Analysis by Lap**

Autodromo Nazionale Monza 5.793 m

Num	Lap Time	Gap
32	1:58.423	2 Laps
12	1:57.255	2 Laps
73	1:49.333	39.184
7	1:51.055	2 Laps
11	1:51.092	50.773
57	1:51.341	56.044
53	1:55.745	1 Lap
24	1:55.440	3 Laps
44	2:05.837	1 Lap

Num	Lap Time	Gap
<b>Lap 26</b>		
9	1:49.116	
18	1:48.985	02.808
63	1:48.471	06.932
333	1:49.906	10.254
77	1:49.097	12.697
10	1:49.722	17.739
72	1:49.742	20.126
17	1:49.552	23.717
47	1:49.285	25.458
25	1:50.000	31.320
73	1:50.018	40.086
32	1:57.229	2 Laps
27	1:59.013	2 Laps
12	1:58.046	2 Laps
11	1:50.574	52.231
7	1:52.005	2 Laps
57	1:51.545	58.473
53	1:55.695	1 Lap
24	1:55.229	3 Laps

Num	Lap Time	Gap
<b>Lap 27</b>		
9	1:50.072	
18	1:49.549	02.285
63	1:48.740	05.600
333	1:49.884	10.066
44	2:05.837	2 Laps
77	1:49.241	11.866
10	1:49.662	17.329
72	1:49.383	19.437
17	1:49.281	22.926
47	1:49.426	24.812
25	1:50.393	31.641
73	1:49.402	39.416
32	1:57.498	2 Laps
27	1:58.872	2 Laps
11	1:50.082	52.241
7	1:50.438	2 Laps
12	1:57.961	2 Laps
57	1:51.197	59.598
53	1:55.963	1 Lap
24	1:55.423	3 Laps

Num	Lap Time	Gap
<b>Lap 28</b>		
9	1:49.033	
18	1:48.976	02.228

Num	Lap Time	Gap
63	1:48.619	05.186
333	1:49.396	10.429
77	1:49.406	12.239
10	1:49.621	17.917
72	1:49.794	20.198
17	1:49.583	23.476
47	1:50.895	26.674
44	2:07.241	2 Laps
25	1:49.454	32.062
73	1:49.423	39.806
11	1:50.239	53.447
7	1:51.680	2 Laps
32	1:58.811	2 Laps
27	1:59.029	2 Laps
57	1:51.659	1:02.224
12	1:57.173	2 Laps
53	1:55.617	1 Lap
24	1:55.305	3 Laps

Num	Lap Time	Gap
<b>Lap 29</b>		
9	1:48.861	
18	1:48.987	02.354
63	1:48.397	04.722
333	1:49.324	10.892
77	1:49.066	12.444
10	1:49.612	18.668
72	1:49.632	20.969
17	1:49.439	24.054
47	1:49.461	27.274
25	1:49.640	32.841
73	1:49.828	40.773
44	2:04.045	2 Laps
11	1:49.516	54.102
7	1:51.490	2 Laps
57	1:52.155	1:05.518
32	1:57.727	2 Laps
27	1:58.847	2 Laps
12	1:56.365	2 Laps
53	1:55.692	1 Lap

Num	Lap Time	Gap
<b>Lap 30</b>		
9	1:49.005	
18	1:49.079	02.428
63	1:48.560	04.277
333	1:49.277	11.164
77	1:48.969	12.408
24	2:09.144	4 Laps
10	1:50.040	19.703
72	1:49.385	21.349
17	1:49.365	24.414
47	1:49.183	27.452
25	1:49.463	33.299
73	1:49.716	41.484
11	1:50.562	55.659
7	1:50.739	2 Laps
44	2:06.896	2 Laps
57	1:51.842	1:08.355

Num	Lap Time	Gap
32	1:58.423	2 Laps
12	1:56.721	2 Laps
27	1:59.125	2 Laps
53	1:56.052	1 Lap

Num	Lap Time	Gap
<b>Lap 31</b>		
9	1:48.881	
18	1:49.110	02.657
63	1:48.521	03.917
333	1:49.410	11.693
77	1:49.238	12.765
10	1:49.915	20.737
72	1:49.400	21.868
17	1:49.504	25.037
47	1:49.128	27.699
25	1:49.742	34.160
73	1:49.442	42.045
11	1:49.974	56.752
7	1:51.061	2 Laps
57	1:52.226	1:11.700
44	2:06.062	2 Laps
32	1:58.344	2 Laps
12	1:56.645	2 Laps
27	1:58.808	2 Laps

Num	Lap Time	Gap
<b>Lap 32</b>		
9	1:49.388	
18	1:49.070	02.339
63	1:48.961	03.490
53	1:56.157	2 Laps
333	1:49.452	11.757
77	1:49.717	13.094
10	1:50.162	21.511
72	1:49.468	21.948
17	1:50.723	26.372
47	1:49.033	27.344
25	1:50.187	34.959
73	1:49.305	41.962
11	1:50.002	57.366
7	1:50.950	2 Laps
57	1:51.100	1:13.412
44	2:03.756	2 Laps
32	1:58.413	2 Laps
12	1:57.520	2 Laps
27	1:59.016	2 Laps

Num	Lap Time	Gap
<b>Lap 33</b>		
9	1:49.075	
18	1:49.050	02.314
63	1:48.520	02.935
53	1:55.928	2 Laps
333	1:49.791	12.473
77	1:49.009	13.028
10	1:49.868	22.304
72	1:50.055	22.928
17	1:50.009	27.306

Num	Lap Time	Gap
47	1:49.440	27.709
25	1:50.320	36.204
73	1:49.504	42.391
11	1:50.023	58.314
7	1:51.052	2 Laps
57	1:50.920	1:15.257
12	1:57.963	2 Laps
32	1:58.835	2 Laps

Num	Lap Time	Gap
<b>Lap 34</b>		
9	1:49.259	
44	2:04.570	3 Laps
27	1:58.876	3 Laps
18	1:49.095	02.150
63	1:48.715	02.391
333	1:49.678	12.892
77	1:50.031	13.800
53	1:56.201	2 Laps
10	1:49.610	22.655
72	1:49.865	23.534
17	1:49.853	27.900
47	1:49.793	28.243
25	1:50.065	37.010
73	1:49.307	42.439
11	1:49.692	58.747
7	1:50.541	2 Laps
57	1:51.256	1:17.254

Num	Lap Time	Gap
<b>Lap 35</b>		
9	1:49.415	
12	1:56.942	3 Laps
63	1:49.596	02.572
32	1:57.671	3 Laps
18	1:50.834	03.569
27	2:00.023	3 Laps
333	1:49.638	13.115
77	1:49.370	13.755
44	2:04.227	3 Laps
10	1:50.422	23.662
53	1:55.686	2 Laps
72	1:49.920	24.039
17	1:50.170	28.655
47	1:50.246	29.074
25	1:49.895	37.490
73	1:49.711	42.735
11	1:49.650	58.982
7	1:50.541	2 Laps
57	1:51.124	1:18.963


Num	Lap Time	Gap
<b>Lap 36</b>		
9	1:49.185	
63	1:49.382	02.769
18	1:49.620	04.004
12	1:58.325	3 Laps
32	1:58.943	3 Laps
333	1:49.563	13.493

Num	Lap Time	Gap
77	1:49.652	14.222
27	1:58.978	3 Laps
72	1:50.279	25.133
10	1:50.938	25.415
17	1:50.201	29.671
47	1:50.078	29.967
44	2:05.109	3 Laps
53	1:56.445	2 Laps
25	1:50.823	39.128
73	1:49.625	43.175
11	1:49.804	59.601
7	1:50.742	2 Laps
57	1:50.862	1:20.640

Num	Lap Time	Gap
<b>Lap 37</b>		
9	1:49.167	
63	1:49.285	02.887
18	1:49.378	04.215
333	1:50.120	14.446
77	1:50.830	15.885
12	1:58.546	3 Laps
32	1:59.382	3 Laps
72	1:50.065	26.031
10	1:50.194	26.442
17	1:49.785	30.289
47	1:50.113	30.913
27	2:01.160	3 Laps
53	1:56.231	2 Laps
25	1:50.273	40.234
73	1:50.641	44.649
44	2:04.990	3 Laps
11	1:50.271	1:00.705
7	1:51.221	2 Laps
57	1:50.550	1:22.023
24	14:02.871	10 Laps

Num	Lap Time	Gap
<b>Lap 38</b>		
9	1:49.452	
63	1:49.278	02.713
18	1:49.311	04.074
333	1:49.621	14.615
77	1:49.169	15.602
72	1:50.911	27.490
10	1:51.144	28.134
12	1:58.786	3 Laps
17	1:49.632	30.469
47	1:49.938	31.399
32	2:01.490	3 Laps
25	1:50.562	41.344
27	1:59.828	3 Laps
73	1:49.851	45.048
53	1:56.767	2 Laps
44	2:03.434	3 Laps
11	1:50.262	1:01.515
7	1:51.026	2 Laps
57	1:50.491	1:23.062
24	2:01.212	10 Laps





# Autodromo Nazionale Monza

## International GT Open

### Race - 1

#### Best Sectors Results



#### Sector - 1


#### Sector - 2

#### Sector - 3

#### Ideal Lap vs Best Lap

Clas	Nº	Driver	Time	Nº	Driver	Time	Nº	Driver	Time	Clas	Nº	Driver	Ideal Lap	Best Lap	Clas
1	63	Beretta - Schandorff	34.313	63	Beretta - Schandorff	36.748	63	Beretta - Schandorff	37.001	1	63	Beretta - Schandorff	1:48.062	1:48.397	1
2	18	Bonanomi - Guidetti	34.429	47	Spinelli - Scholze	36.767	9	Kodrić - Simioni	37.032	2	47	Spinelli - Scholze	1:48.344	1:48.583	2
3	47	Spinelli - Scholze	34.495	9	Kodrić - Simioni	36.809	47	Spinelli - Scholze	37.082	3	9	Kodrić - Simioni	1:48.356	1:48.614	3
4	9	Kodrić - Simioni	34.515	18	Bonanomi - Guidetti	36.819	333	Hites - Crestani	37.151	4	18	Bonanomi - Guidetti	1:48.410	1:48.688	5
5	10	Leitch - Cooke	34.520	77	Al Zubair - Soucek	36.865	18	Bonanomi - Guidetti	37.162	5	77	Al Zubair - Soucek	1:48.602	1:48.969	6
6	77	Al Zubair - Soucek	34.522	333	Hites - Crestani	36.871	77	Al Zubair - Soucek	37.215	6	333	Hites - Crestani	1:48.619	1:48.667	4
7	72	Moss - Osborne	34.545	72	Moss - Osborne	36.968	17	Tweraser - Seyffert	37.281	7	72	Moss - Osborne	1:48.862	1:48.993	7
8	333	Hites - Crestani	34.597	17	Tweraser - Seyffert	37.008	73	Ziemian - Jefferies	37.326	8	17	Tweraser - Seyffert	1:48.944	1:49.193	9
9	17	Tweraser - Seyffert	34.655	25	Michael Dinan	37.039	72	Moss - Osborne	37.349	9	73	Ziemian - Jefferies	1:49.053	1:49.154	8
10	11	Reno Moller - Paverud	34.667	73	Ziemian - Jefferies	37.050	11	Reno Moller - Paverud	37.403	10	10	Leitch - Cooke	1:49.147	1:49.217	10
11	73	Ziemian - Jefferies	34.677	10	Leitch - Cooke	37.115	10	Leitch - Cooke	37.512	11	11	Reno Moller - Paverud	1:49.231	1:49.516	12
12	25	Michael Dinan	34.687	11	Reno Moller - Paverud	37.161	25	Michael Dinan	37.525	12	25	Michael Dinan	1:49.251	1:49.454	11
13	57	Magnoni - Lippi	34.817	16	Altoè - Leo	37.234	16	Altoè - Leo	37.597	13	16	Altoè - Leo	1:49.654	1:49.803	13
14	16	Altoè - Leo	34.823	57	Magnoni - Lippi	37.494	7	Iribe - Millroy	37.837	14	7	Iribe - Millroy	1:50.192	1:50.438	14
15	7	Iribe - Millroy	34.854	7	Iribe - Millroy	37.501	57	Magnoni - Lippi	37.929	15	57	Magnoni - Lippi	1:50.240	1:50.491	15
16	53	Vandierendonck - Schouten	35.991	53	Vandierendonck - Schouten	38.741	19	Moulin - Nemoto	39.284	16	53	Vandierendonck - Schouten	1:54.108	1:54.328	16
17	54	Jan Lauryssen	36.271	19	Moulin - Nemoto	38.883	53	Vandierendonck - Schouten	39.376	17	54	Jan Lauryssen	1:54.626	1:55.126	17
18	24	Blazek - Lisowski	36.332	54	Jan Lauryssen	38.917	54	Jan Lauryssen	39.438	18	24	Blazek - Lisowski	1:54.938	1:55.229	18
19	12	Glauco Solieri	36.358	24	Blazek - Lisowski	39.080	24	Blazek - Lisowski	39.526	19	44	Pisani - Bozzoni	1:55.342	1:55.501	19
20	44	Pisani - Bozzoni	36.385	44	Pisani - Bozzoni	39.236	44	Pisani - Bozzoni	39.721	20	12	Glauco Solieri	1:56.113	1:56.365	20
21	100	Dwernicki - Antoszewski	36.639	12	Glauco Solieri	39.513	32	Fernando Fortes	40.157	21	32	Fernando Fortes	1:56.902	1:57.229	21
22	32	Fernando Fortes	36.745	27	Marcio Mauro	39.980	12	Glauco Solieri	40.242	22	27	Marcio Mauro	1:57.082	1:57.651	22
23	27	Marcio Mauro	36.844	32	Fernando Fortes	40.000	27	Marcio Mauro	40.258	23	19	Moulin - Nemoto	1:58.174	1:58.174	23
24	19	Moulin - Nemoto	40.007	100	Dwernicki - Antoszewski	40.878	100	Dwernicki - Antoszewski	40.682	24	100	Dwernicki - Antoszewski	1:58.199	1:58.728	24
25	26	Darmetko - Janosz	44.777	26	Darmetko - Janosz	42.660	26	Darmetko - Janosz	55.172	25	26	Darmetko - Janosz	2:22.609	2:22.609	25





Autodromo Nazionale Monza

International GT Open

Race - 1


Leader Sequence

Autodromo Nazionale Monza 5.793 m.



N°	Entrant/Team	Nat	Driver 1	Nat	Driver 2	Nat	Vehicle	Cat	Start Lap	End Lap	Laps	Total Laps
63	Vincenzo Sospiri Racing	ITA	<b>Michele Beretta</b>	ITA	Frederik Schandorff	DNK	Lamborghini Huracan GT3 EVO	PRO	1	15	15	15
9	2 Seas Motorsport	HRV	<b>Martin Kodrić</b>	HRV	Ethan Simioni	CAN	Mercedes AMG GT3 2020	PRO	16	20	5	5
10	Leipert Motorsport	DEU	<b>Brendon Leitch</b>	NZL	Tyler Cooke	USA	Lamborghini Huracan GT3 EVO	PROAM	21	21	1	1
9	2 Seas Motorsport	HRV	<b>Martin Kodrić</b>	HRV	Ethan Simioni	CAN	Mercedes AMG GT3 2020	PRO	22	38	17	22





**Autodromo Nazionale Monza**  
**International GT Open**  
**Race - 1**  
**Best 5 Lap Times**



Autodromo Nazionale Monza 5.793 m.

Cl	N°	Entrant/Team	Nat	Driver 1	Nat	Driver 2	Nat	Vehicle	Cat	Cl	Best 1		Best 2		Best 3		Best 4		Best 5	
											Time	Lap	Time	Lap	Time	Lap	Time	Lap	Time	Lap
1	63	Vincenzo Sospiri Racing	ITA	<b>Michele Beretta</b>	ITA	Frederik Schandorff	DNK	Lamborghini Huracan GT3 EVO	PRO	1	1:48.397	29	1:48.460	20	1:48.469	18	1:48.471	26	1:48.520	33
2	47	AKM Motorsport	BGR	Loris Spinelli	ITA	<b>Florian Scholze</b>	DEU	Mercedes AMG GT3 - 2020	PROAM	1	1:48.583	20	1:48.815	19	1:48.828	21	1:48.993	22	1:49.033	32
3	9	2 Seas Motorsport	BHR	<b>Martin Kodrić</b>	BHR	Ethan Simioni	CAN	Mercedes AMG GT3 2020	PRO	2	1:48.614	18	1:48.679	14	1:48.723	13	1:48.751	17	1:48.861	29
4	333	Rinaldi Racing	DEU	<b>Benjamin Hites</b>	CHE	Fabrizio Crestani	ITA	Ferrari 488 GT3 MY2020	PRO	3	1:48.667	17	1:48.726	20	1:48.962	18	1:49.143	21	1:49.277	30
5	18	Reno Racing	DNK	<b>Marco Bonanomi</b>	ITA	Jacopo Guidetti	ITA	Honda NSX GT3 Evo	PRO	4	1:48.688	22	1:48.759	21	1:48.891	23	1:48.897	18	1:48.922	20
6	77	Lechner Racing	AUT	Al Faisal Al Zubair	OMN	<b>Andy Soucek</b>	ESP	Porsche 911 GT3-R II 2019	PRO	5	1:48.969	30	1:49.009	33	1:49.066	29	1:49.097	26	1:49.163	20
7	72	Inception Racing	GBR	<b>Nick Moss</b>	GBR	Joe Osborne	GBR	McLaren 720 S GT3	PROAM	2	1:48.993	21	1:49.080	18	1:49.208	22	1:49.257	20	1:49.268	17
8	73	Kessel Racing	CHE	<b>Roman Ziemian</b>	POL	Axcil Jefferies	ZWE	Ferrari 488 GT3 EVO	PROAM	3	1:49.154	23	1:49.189	21	1:49.222	22	1:49.268	19	1:49.287	18
9	17	HP Racing International	DEU	Gerhard Tweraser	AUT	<b>Jan Seyffert</b>	DEU	Lamborghini Huracan GT3 EVO	PROAM	4	1:49.193	23	1:49.281	27	1:49.289	19	1:49.322	20	1:49.365	30
10	10	Leipert Motorsport	DEU	<b>Brendon Leitch</b>	NZL	Tyler Cooke	USA	Lamborghini Huracan GT3 EVO	PROAM	5	1:49.217	6	1:49.290	7	1:49.437	8	1:49.579	15	1:49.610	34
11	25	Kessel Racing	CHE	Michael Dinan	USA			Ferrari 488 GT3 EVO	PRO	6	1:49.454	28	1:49.463	30	1:49.640	29	1:49.742	31	1:49.895	35
12	11	Reno Racing	DNK	<b>Jens Reno Moller</b>	DNK	Marcus Paverud	NOR	Honda NSX GT3 Evo	PROAM	6	1:49.516	29	1:49.650	35	1:49.692	34	1:49.785	23	1:49.804	36
13	16	Vincenzo Sospiri Racing	ITA	Giacomo Altoè	ITA	<b>Federico Leo</b>	ITA	Lamborghini Huracan GT3 EVO	PRO	7	1:49.803	4	1:49.955	5	1:50.689	7	1:50.700	6	1:51.311	3
14	7	Inception Racing	GBR	Brendan Iribe	USA	<b>Ollie Millroy</b>	GBR	McLaren 720 S GT3	PROAM	7	1:50.438	25	1:50.541	32	1:50.541	33	1:50.739	28	1:50.742	34
15	57	Nova Race Event	ITA	<b>Luca Magnoni</b>	ITA	Alberto Lippi	ITA	Honda NSX GT3 Evo	AM	1	1:50.491	38	1:50.539	6	1:50.550	37	1:50.862	36	1:50.920	33
16	53	Q1 by EMG Motorsport	BEL	<b>Nicolas Vandierendonck</b>	BEL	Dirk Schouten	NLD	Porsche 992 GT3 Cup	CUPPA	1	1:54.328	17	1:54.573	18	1:54.858	13	1:54.928	21	1:55.192	19
17	54	Q1 by EMG Motorsport	BEL	Jan Laurysen	BEL			Porsche 992 GT3 Cup	CUPPA	2	1:55.126	13	1:55.140	7	1:55.241	11	1:55.268	5	1:55.294	12
18	24	A&P Racing Team PTT Tech Support	POL	<b>Maciej Blazek</b>	POL	Mateusz Lisowski	POL	Porsche 991 GT3 Cup gen 2	CUPPA	3	1:55.229	23	1:55.305	25	1:55.423	24	1:55.440	22	1:55.721	18
19	44	Eugenio Pisani	ITA	<b>Eugenio Pisani</b>	ITA	Stefano Bozzoni	ITA	Porsche 911 GT3 Cup gen 1	CUPPA	4	1:55.501	12	1:55.835	11	1:55.900	13	1:55.903	5	1:55.965	17
20	12	Ghinzani Motorsport	ITA	Glauco Solieri	ITA			Porsche 911 GT3 Cup gen 2	CUPAM	1	1:56.365	27	1:56.645	29	1:56.721	28	1:56.942	32	1:57.173	26
21	32	Three Sixty Racing Team	AND	Fernando Fortes	BRA			Porsche 911 GT3 Cup gen 2	CUPAM	2	1:57.229	24	1:57.279	22	1:57.281	13	1:57.427	21	1:57.436	7
22	27	Three Sixty Racing Team	AND	Marcio Mauro	BRA			Porsche 911 GT3 Cup gen 2	CUPAM	3	1:57.651	13	1:57.829	15	1:57.928	11	1:58.151	14	1:58.196	12
23	19	Vincenzo Sospiri Racing	ITA	<b>Baptiste Moulin</b>	BEL	Yuki Nemoto	JPN	Lamborghini Huracan GT3 EVO	PRO	8	1:58.174	1	2:36.745	2						
24	100	Bonaldi Motorsport	ITA	<b>Jakub Dwernicki</b>	POL	Jan Antoszewski	POL	Porsche 911 GT3 Cup gen 2	CUPPA	5	1:58.728	3	1:58.899	4	1:58.962	5	1:59.085	6	1:59.914	7
25	26	Q1 by EMG Motorsport	BEL	<b>Maciej Darmetko</b>	POL	Artur Janosz	POL	Porsche 911 GT3 Cup gen 2	CUPPA	6	2:22.609	1								








**Autodromo Nazionale Monza**  
**International GT Open**  
**Race - 1**  
**Best 5 Top Speeds**



Autodromo Nazionale Monza 5.793 m.

Cl	N°	Entrant/Team	Nat	Driver 1	Nat	Driver 2	Nat	Vehicle	Cat	Cl	Top 1		Top 2		Top 3		Top 4		Top 5		Avg
											Km/h	Lap	Km/h	Lap	Km/h	Lap	Km/h	Lap	Km/h	Lap	
1	18	Reno Racing		<b>Marco Bonanomi</b>		Jacopo Guidetti		Honda NSX GT3 Evo	PRO	1	279.0	36	276.9	22	276.2	37	274.8	23	274.8	34	276.3
2	11	Reno Racing		<b>Jens Reno Moller</b>		Marcus Paverud		Honda NSX GT3 Evo	PROAM	1	277.6	7	277.6	13	275.5	5	275.5	8	275.5	15	276.3
3	16	Vincenzo Sospiri Racing		Giacomo Altoè		<b>Federico Leo</b>		Lamborghini Huracan GT3 EVO	PRO	2	276.9	6	274.8	7	272.7	5	272.0	4	271.3	3	273.5
4	63	Vincenzo Sospiri Racing		<b>Michele Beretta</b>		Frederik Schandorff		Lamborghini Huracan GT3 EVO	PRO	3	276.9	23	275.5	22	274.8	21	274.8	34	274.1	32	275.2
5	10	Leipert Motorsport		<b>Brendon Leitch</b>		Tyler Cooke		Lamborghini Huracan GT3 EVO	PROAM	2	276.2	37	275.5	3	275.5	11	275.5	36	274.1	2	275.3
6	47	AKM Motorsport		Loris Spinelli		<b>Florian Scholze</b>		Mercedes AMG GT3 - 2020	PROAM	3	276.2	25	274.8	38	274.1	4	274.1	7	274.1	13	274.6
7	72	Inception Racing		<b>Nick Moss</b>		Joe Osborne		McLaren 720 S GT3	PROAM	4	276.2	8	276.2	36	275.5	5	275.5	35	274.8	4	275.6
8	333	Rinaldi Racing		<b>Benjamin Hites</b>		Fabrizio Crestani		Ferrari 488 GT3 MY2020	PRO	4	275.5	37	273.4	2	273.4	8	273.4	9	273.4	12	273.8
9	9	2 Seas Motorsport		<b>Martin Kodrić</b>		Ethan Simioni		Mercedes AMG GT3 2020	PRO	5	274.8	7	274.1	9	273.4	5	272.7	11	272.7	16	273.5
10	17	HP Racing International		Gerhard Tweraser		<b>Jan Seyffert</b>		Lamborghini Huracan GT3 EVO	PROAM	5	274.8	21	274.1	3	273.4	5	273.4	38	272.7	12	273.6
11	77	Lechner Racing		Al Faisal Al Zubair		<b>Andy Soucek</b>		Porsche 911 GT3-R II 2019	PRO	6	274.1	12	273.4	6	272.7	5	272.7	34	272.7	36	273.1
12	7	Inception Racing		Brendan Iribe		<b>Ollie Millroy</b>		McLaren 720 S GT3	PROAM	6	273.4	2	272.7	25	272.7	26	272.0	34	272.0	35	272.5
13	19	Vincenzo Sospiri Racing		<b>Baptiste Moulin</b>		Yuki Nemoto		Lamborghini Huracan GT3 EVO	PRO	7	273.4	2	246.5	1							259.9
14	73	Kessel Racing		<b>Roman Ziemian</b>		Axcil Jefferies		Ferrari 488 GT3 EVO	PROAM	7	273.4	26	273.4	37	272.7	36	272.0	18	272.0	19	272.7
15	25	Kessel Racing		Michael Dinan				Ferrari 488 GT3 EVO	PRO	8	272.7	2	272.7	12	272.0	25	271.3	6	271.3	23	272.0
16	57	Nova Race Event		<b>Luca Magnoni</b>		Alberto Lippi		Honda NSX GT3 Evo	AM	1	272.7	7	272.0	6	271.3	4	271.3	14	271.3	23	271.7
17	53	Q1 by EMG Motorsport		<b>Nicolas Vandierendonck</b>		Dirk Schouten		Porsche 992 GT3 Cup	CUPPA	1	266.0	2	264.7	5	262.1	4	261.5	7	261.5	12	263.1
18	24	A&P Racing Team PTT Tech Support		<b>Maciej Blazek</b>		Mateusz Lisowski		Porsche 991 GT3 Cup gen 2	CUPPA	2	264.7	14	263.4	7	262.7	6	262.1	5	261.5	3	262.9
19	27	Three Sixty Racing Team		Marcio Mauro				Porsche 911 GT3 Cup gen 2	CUPAM	1	264.7	6	262.7	8	257.7	13	257.7	16	255.3	18	259.6
20	32	Three Sixty Racing Team		Fernando Fortes				Porsche 911 GT3 Cup gen 2	CUPAM	2	264.7	32	262.7	22	262.1	27	262.1	28	262.1	33	262.7
21	12	Ghinzani Motorsport		Glauco Solieri				Porsche 911 GT3 Cup gen 2	CUPAM	3	264.0	8	264.0	26	263.4	18	263.4	27	262.7	4	263.5
22	44	Eugenio Pisani		<b>Eugenio Pisani</b>		Stefano Bozzoni		Porsche 911 GT3 Cup gen 1	CUPPA	3	264.0	8	264.0	13	262.7	16	262.7	20	262.1	2	263.1
23	54	Q1 by EMG Motorsport		Jan Lauryszen				Porsche 992 GT3 Cup	CUPPA	4	262.7	2	261.5	6	259.6	8	259.6	13	258.9	5	260.4
24	100	Bonaldi Motorsport		<b>Jakub Dwernicki</b>		Jan Antoszewski		Porsche 911 GT3 Cup gen 2	CUPPA	5	257.1	6	257.1	8	252.3	5	252.3	7	249.4	3	253.6
25	26	Q1 by EMG Motorsport		<b>Maciej Darmetko</b>		Artur Janosz		Porsche 911 GT3 Cup gen 2	CUPPA	6	201.1	1									201.1





# Autodromo Nazionale Monza

## International GT Open

### Race - 1


#### Fastest Laps Sequence

Autodromo Nazionale Monza 5.793 m.



Lap	Time of Day	Session Time	N°	Entrant/Team	Nat	Driver 1	Nat	Driver 2	Nat	Vehicle	Cat	Time	Km/h
2	16:57:38.125	3:43.125	63	Vincenzo Sospiri Racing	ITA	<b>Michele Beretta</b>	ITA	Frederik Schandorff	DNK	Lamborghini Huracan GT3 EVO	PRO	<b>1:49.467</b>	190.5
3	16:59:27.099	5:32.099	63	Vincenzo Sospiri Racing	ITA	<b>Michele Beretta</b>	ITA	Frederik Schandorff	DNK	Lamborghini Huracan GT3 EVO	PRO	<b>1:48.973</b>	191.3
6	17:04:54.855	10:59.855	63	Vincenzo Sospiri Racing	ITA	<b>Michele Beretta</b>	ITA	Frederik Schandorff	DNK	Lamborghini Huracan GT3 EVO	PRO	<b>1:48.804</b>	191.6
13	17:18:56.305	25:01.305	9	2 Seas Motorsport	BHR	<b>Martin Kodrić</b>	HRV	Ethan Simioni	CAN	Mercedes AMG GT3 2020	PRO	<b>1:48.723</b>	191.8
14	17:20:44.983	26:49.983	9	2 Seas Motorsport	BHR	<b>Martin Kodrić</b>	HRV	Ethan Simioni	CAN	Mercedes AMG GT3 2020	PRO	<b>1:48.679</b>	191.8
17	17:27:34.647	33:39.647	333	Rinaldi Racing	DEU	<b>Benjamin Hites</b>	CHE	Fabrizio Crestani	ITA	Ferrari 488 GT3 MY2020	PRO	<b>1:48.667</b>	191.9
18	17:28:00.162	34:05.162	9	2 Seas Motorsport	BHR	<b>Martin Kodrić</b>	HRV	Ethan Simioni	CAN	Mercedes AMG GT3 2020	PRO	<b>1:48.614</b>	192.0
18	17:29:25.749	35:30.749	63	Vincenzo Sospiri Racing	ITA	<b>Michele Beretta</b>	ITA	Frederik Schandorff	DNK	Lamborghini Huracan GT3 EVO	PRO	<b>1:48.469</b>	192.2
20	17:33:02.829	39:07.829	63	Vincenzo Sospiri Racing	ITA	<b>Michele Beretta</b>	ITA	Frederik Schandorff	DNK	Lamborghini Huracan GT3 EVO	PRO	<b>1:48.460</b>	192.2
29	17:49:22.787	55:27.787	63	Vincenzo Sospiri Racing	ITA	<b>Michele Beretta</b>	ITA	Frederik Schandorff	DNK	Lamborghini Huracan GT3 EVO	PRO	<b>1:48.397</b>	192.3





# Autodromo Nazionale Monza

## International GT Open

### Race - 1


#### Event Best Maximum Speed



Autodromo Nazionale Monza 5.793 m.

N°	Entrant/Team	Nat	Driver 1	Nat	Driver 2	Nat	Vehicle	Cat	Km/h	Session
18	Reno Racing		Marco Bonanomi		Jacopo Guidetti		Honda NSX GT3 Evo	PRO	279.0	Race - 1
11	Reno Racing		Jens Reno Moller		Marcus Paverud		Honda NSX GT3 Evo	PROAM	277.6	Race - 1
333	Rinaldi Racing		Benjamin Hites		Fabrizio Crestani		Ferrari 488 GT3 MY2020	PRO	276.9	Qualifying - 1 Driver - 1
72	Inception Racing		Nick Moss		Joe Osborne		McLaren 720 S GT3	PROAM	276.9	Qualifying - 1 Driver - 1
7	Inception Racing		Brendan Iribe		Ollie Millroy		McLaren 720 S GT3	PROAM	276.9	Qualifying - 1 Driver - 1
25	Kessel Racing		Michael Dinan				Ferrari 488 GT3 EVO	PRO	276.9	Qualifying - 1 Driver - 1
16	Vincenzo Sospiri Racing		Giacomo Altoè		Federico Leo		Lamborghini Huracan GT3 EVO	PRO	276.9	Race - 1
63	Vincenzo Sospiri Racing		Michele Beretta		Frederik Schandorff		Lamborghini Huracan GT3 EVO	PRO	276.9	Race - 1
9	2 Seas Motorsport		Martin Kodrić		Ethan Simioni		Mercedes AMG GT3 2020	PRO	276.2	Private test - 1
19	Vincenzo Sospiri Racing		Baptiste Moulin		Yuki Nemoto		Lamborghini Huracan GT3 EVO	PRO	276.2	Qualifying - 1 Driver - 1
47	AKM Motorsport		Loris Spinelli		Florian Scholze		Mercedes AMG GT3 - 2020	PROAM	276.2	Race - 1
10	Leipert Motorsport		Brendon Leitch		Tyler Cooke		Lamborghini Huracan GT3 EVO	PROAM	276.2	Race - 1
77	Lechner Racing		Al Faisal Al Zubair		Andy Soucek		Porsche 911 GT3-R II 2019	PRO	274.8	Qualifying - 1 Driver - 1
73	Kessel Racing		Roman Ziemian		Axcil Jefferies		Ferrari 488 GT3 EVO	PROAM	274.8	Qualifying - 1 Driver - 1
17	HP Racing International		Gerhard Tweraser		Jan Seyffert		Lamborghini Huracan GT3 EVO	PROAM	274.8	Race - 1
57	Nova Race Event		Luca Magnoni		Alberto Lippi		Honda NSX GT3 Evo	AM	274.1	Qualifying - 1 Driver - 1
24	A&P Racing Team PTT Tech Support		Maciej Blazek		Mateusz Lisowski		Porsche 991 GT3 Cup gen 2	CUPPA	270.0	Private test - 2
44	Eugenio Pisani		Eugenio Pisani		Stefano Bozzoni		Porsche 911 GT3 Cup gen 1	CUPPA	270.0	Free Practice - 2
26	Q1 by EMG Motorsport		Maciej Darmetko		Artur Janosz		Porsche 911 GT3 Cup gen 2	CUPPA	270.0	Qualifying - 1 Driver - 1
33	Bonaldi Motorsport		Tomasz Magdziarz		Daan Pijl		Porsche 911 GT3 Cup gen 2	CUPPA	266.6	Free Practice - 1
100	Bonaldi Motorsport		Jakub Dwernicki		Jan Antoszewski		Porsche 911 GT3 Cup gen 2	CUPPA	266.0	Free Practice - 1
53	Q1 by EMG Motorsport		Nicolas Vandierendonck		Dirk Schouten		Porsche 992 GT3 Cup	CUPPA	266.0	Race - 1
12	Ghinzani Motorsport		Glauco Solieri				Porsche 911 GT3 Cup gen 2	CUPAM	264.7	Free Practice - 2
27	Three Sixty Racing Team		Marcio Mauro				Porsche 911 GT3 Cup gen 2	CUPAM	264.7	Race - 1
32	Three Sixty Racing Team		Fernando Fortes				Porsche 911 GT3 Cup gen 2	CUPAM	264.7	Race - 1
54	Q1 by EMG Motorsport		Jan Laurysse				Porsche 992 GT3 Cup	CUPPA	262.7	Free Practice - 2
126	Three Sixty Racing Team		Albert Estragués				Transam Euro Ford Mustang 2018	CUPAM	206.1	Free Practice - 2





Autodromo Nazionale Monza

International GT Open


Race - 1

Lap Chart



		LAP																																					
Nr	Po	Grid	1	2	3	4	5	6	7	8	9	10	11	12	13	14	15	16	17	18	19	20	21	22	23	24	25	26	27	28	29	30	31	32	33	34	35		
63	<b>1</b>	63	63	63	63	63	63	63	63	63	63	63	63	63	63	63	63	9	9	9	9	9	10	9	9	9	9	9	9	9	9	9	9	9	9	9	9	9	
18	<b>2</b>	18	18	18	18	18	18	18	18	18	18	18	9	9	9	9	9	63	10	10	10	10	9	18	18	18	18	18	18	18	18	18	18	18	18	18	18	18	63
333	<b>3</b>	333	9	9	9	9	9	9	9	9	9	9	18	18	18	18	10	10	25	25	25	18	18	333	63	63	63	63	63	63	63	63	63	63	63	63	63	63	18
9	<b>4</b>	9	333	333	333	333	333	77	77	77	77	77	77	77	77	77	18	25	57	57	57	44	333	63	333	333	333	333	333	333	333	333	333	333	333	333	333	333	
10	<b>5</b>	10	7	77	77	77	77	333	333	333	333	333	10	10	10	10	77	11	54	54	54	333	63	77	77	77	77	77	77	77	77	77	77	77	77	77	77	77	
77	<b>6</b>	77	10	25	25	10	10	10	10	10	10	10	333	333	333	333	25	57	44	44	44	63	77	10	10	10	10	10	10	10	10	10	10	10	10	10	10	10	10
7	<b>7</b>	7	19	16	10	25	25	25	16	25	25	25	25	25	25	25	11	54	18	18	18	77	72	72	72	72	72	72	72	72	72	72	72	72	72	72	72	72	
16	<b>8</b>	16	77	10	16	16	16	16	25	47	47	47	47	47	47	47	333	44	333	333	333	72	44	17	17	17	17	17	17	17	17	17	17	17	17	17	17	17	
25	<b>9</b>	25	25	47	47	47	47	47	47	11	11	11	11	11	11	11	57	18	63	63	63	25	25	25	47	47	47	47	47	47	47	47	47	47	47	47	47	47	
17	<b>10</b>	17	16	11	11	11	11	11	11	72	72	72	72	72	72	72	47	333	77	77	77	17	17	47	25	25	25	25	25	25	25	25	25	25	25	25	25	25	25
19	<b>11</b>	19	47	57	57	57	72	72	72	57	57	57	17	17	17	17	72	77	72	72	72	47	47	73	73	73	73	73	73	73	73	73	73	73	73	73	73	73	73
72	<b>12</b>	72	11	72	72	72	57	57	57	17	17	17	57	57	57	57	17	27	17	17	17	73	73	11	11	11	11	11	11	11	11	11	11	11	11	11	11	11	11
11	<b>13</b>	11	57	73	73	73	17	17	17	73	73	73	73	73	73	73	73	72	27	47	47	57	57	57	57	57	57	57	57	57	57	57	57	57	57	57	57	57	
47	<b>14</b>	47	73	7	17	17	73	73	73	54	54	54	54	54	54	54	54	24	47	73	73	11	11	53	53	53	53	53	53	53	53	53	53	53	53	53	53	53	
57	<b>15</b>	57	72	53	53	53	53	54	54	53	53	53	53	53	53	53	44	17	73	27	11	53	53	54	44	44	44	44	44	7	7	7	7	7	7	7	7		
73	<b>16</b>	73	53	54	54	54	54	53	53	44	44	44	44	44	44	44	53	47	11	11	53	54	54	44	27	32	32	7	7	44	44	44	12	12	12	12	12		
54	<b>17</b>	54	54	44	44	44	44	44	44	24	24	24	24	24	12	24	24	73	53	53	7	27	27	27	32	27	27	32	32	32	32	32	32	32	32	32	32		
44	<b>18</b>	44	44	17	24	24	24	24	24	12	12	12	12	12	24	32	27	53	7	7	24	32	32	32	12	12	7	27	12	12	12	44	27	27	27	27			
53	<b>19</b>	53	24	24	12	12	12	12	12	32	32	32	32	32	32	12	32	7	24	24	27	24	12	12	7	7	12	12	27	27	27	27	44	44	44	44			
26	<b>20</b>	26	12	12	32	32	32	32	32	27	27	27	27	27	27	27	12	32	32	32	32	12	7	7	24	24	24	24	24										
33	<b>21</b>	33	100	32	100	100	100	100	100	7	7	7	7	7	7	7	12	12	12	12	7	24	24																
24	<b>22</b>	24	17	100	27	27	27	27	27																														
12	<b>23</b>	12	32	27	7	7	7	7	7																														
32	<b>24</b>	32	27	19																																			
27	<b>25</b>	27	26																																				
100	<b>26</b>	100	100																																				





Autodromo Nazionale Monza

International GT Open

Race - 1

Lap Chart


Autodromo Nazionale Monza 5.793 m.



**LAP**

Nr	Po	36	37	38
63	1	9	9	9
18	2	63	63	63
333	3	18	18	18
9	4	333	333	333
10	5	77	77	77
77	6	72	72	72
7	7	10	10	10
16	8	17	17	17
25	9	47	47	47
17	10	25	25	25
19	11	73	73	73
72	12	11	11	11
11	13	57	57	57
47	14	53		
57	15	7		
73	16			
54	17			
44	18			
53	19			
26	20			
33	21			
24	22			
12	23			
32	24			
27	25			
100	26			

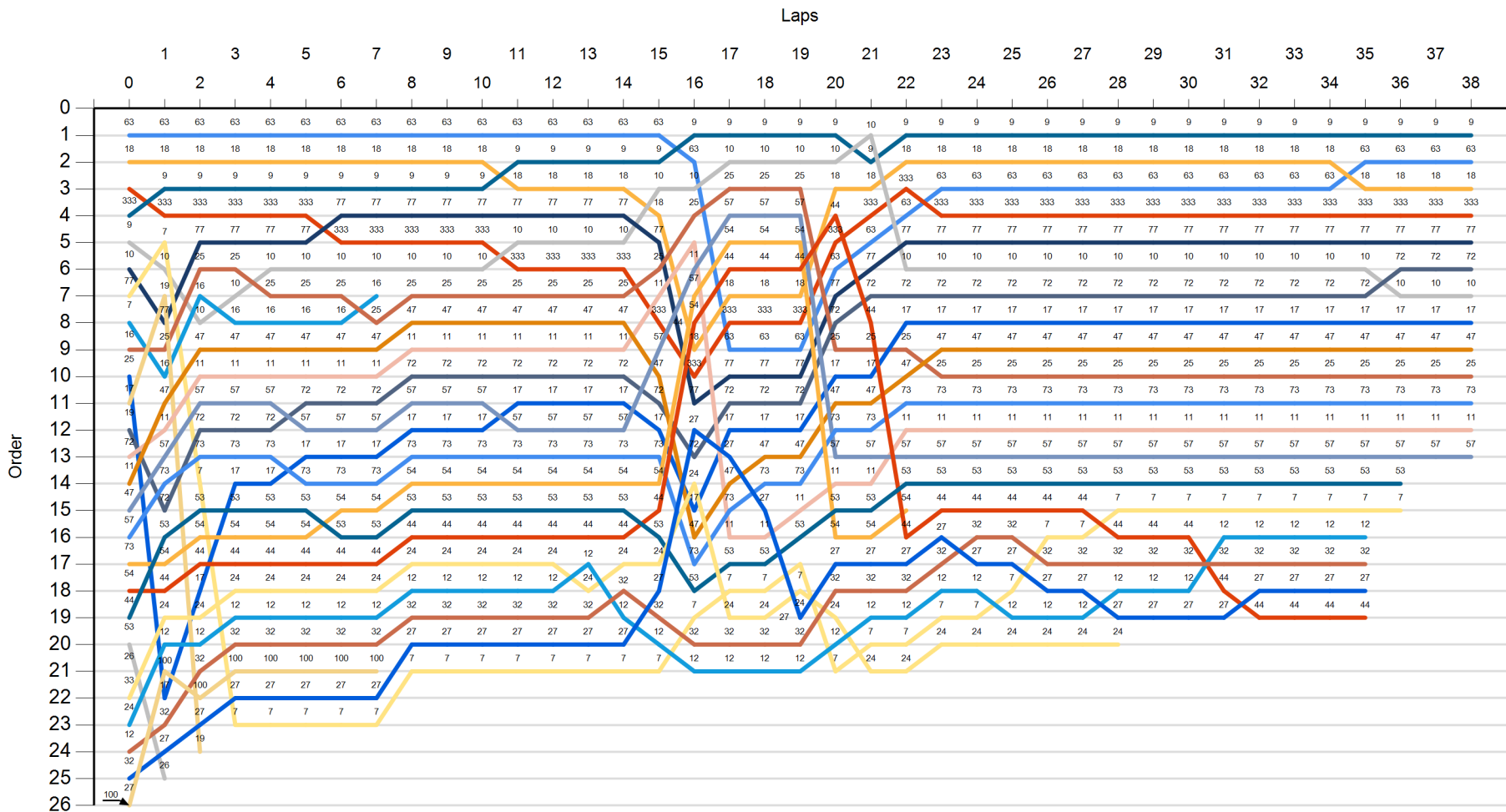





**Autodromo Nazionale Monza**  
**International GT Open**  
**Race - 1**  
**Graphic Lap Chart**



- 63
- 18
- 333
- 9
- 10
- 77
- 7
- 16
- 25
- 17
- 19
- 72
- 11
- 47
- 57
- 73
- 54
- 44
- 53
- 26
- 33
- 24
- 12
- 32
- 27
- 100







# Autodromo Nazionale Monza

## International GT Open


### Race - 1

#### Pit Stop Analysis



Nr.	In Day Time	Entrant/Team	Nat	Driver 1	Nat	Driver 2	Nat	Vehicle	Cat	In Time	Stop N°	Pit Time	Handicap	Diff.
18	17:22:37.923	Reno Racing		<b>Marco Bonanomi</b>		Jacopo Guidetti		Honda NSX GT3 Evo	PRO	28:42.559	1	1:15.802	1:15	
77	17:22:38.995	Lechner Racing		Al Faisal Al Zubair		<b>Andy Soucek</b>		Porsche 911 GT3-R II 2019	PRO	28:43.631	1	1:19.610	1:15	
333	17:22:41.558	Rinaldi Racing		<b>Benjamin Hites</b>		Fabrizio Crestani		Ferrari 488 GT3 MY2020	PRO	28:46.194	1	1:15.083	1:15	
47	17:22:47.220	AKM Motorsport		Loris Spinelli		<b>Florian Scholze</b>		Mercedes AMG GT3 - 2020	PROAM	28:51.856	1	1:25.413	1:25	
72	17:22:49.652	Inception Racing		<b>Nick Moss</b>		Joe Osborne		McLaren 720 S GT3	PROAM	28:54.288	1	1:15.092	1:15	
17	17:22:50.504	HP Racing International		Gerhard Tweraser		<b>Jan Seyffert</b>		Lamborghini Huracan GT3 EVO	PROAM	28:55.140	1	1:16.325	1:15	
73	17:23:02.409	Kessel Racing		<b>Roman Ziemian</b>		Axcil Jefferies		Ferrari 488 GT3 EVO	PROAM	29:07.045	1	1:22.637	1:15	
53	17:23:15.699	Q1 by EMG Motorsport		<b>Nicolas Vandierendonck</b>		Dirk Schouten		Porsche 992 GT3 Cup	CUPPA	29:20.335	1	2:39.608	2:30	
32	17:23:55.034	Three Sixty Racing Team		Fernando Fortes				Porsche 911 GT3 Cup gen 2	CUPAM	29:59.670	1	2:51.998	2:40	
12	17:23:56.338	Ghinzani Motorsport		Glauco Solieri				Porsche 911 GT3 Cup gen 2	CUPAM	30:00.974	1	2:59.722	2:40	
63	17:24:22.951	Vincenzo Sospiri Racing		<b>Michele Beretta</b>		Frederik Schandorff		Lamborghini Huracan GT3 EVO	PRO	30:27.587	1	1:25.070	1:15	
11	17:24:37.249	Reno Racing		<b>Jens Reno Moller</b>		Marcus Paverud		Honda NSX GT3 Evo	PROAM	30:41.885	1	1:25.073	1:25	
24	17:25:49.856	A&P Racing Team PTT Tech Su		<b>Maciej Blazek</b>		Mateusz Lisowski		Porsche 991 GT3 Cup gen 2	CUPPA	31:54.492	2	2:52.848	2:50	
27	17:29:52.703	Three Sixty Racing Team		Marcio Mauro				Porsche 911 GT3 Cup gen 2	CUPAM	35:57.339	1	2:40.257	2:30	
25	17:30:08.213	Kessel Racing		Michael Dinan				Ferrari 488 GT3 EVO	PRO	36:12.849	1	1:16.356	1:15	
57	17:30:20.405	Nova Race Event		<b>Luca Magnoni</b>		Alberto Lippi		Honda NSX GT3 Evo	AM	36:25.041	1	1:19.550	1:15	
54	17:30:57.228	Q1 by EMG Motorsport		Jan Laurysen				Porsche 992 GT3 Cup	CUPPA	37:01.864	1	2:46.672	2:45	
9	17:31:38.247	2 Seas Motorsport		<b>Martin Kodrić</b>		Ethan Simioni		Mercedes AMG GT3 2020	PRO	37:42.883	1	1:15.189	1:15	
10	17:33:40.695	Leipert Motorsport		<b>Brendon Leitch</b>		Tyler Cooke		Lamborghini Huracan GT3 EVO	PROAM	39:45.331	1	1:15.044	1:15	
7	17:34:04.638	Inception Racing		Brendan Iribe		<b>Ollie Millroy</b>		McLaren 720 S GT3	PROAM	40:09.274	3	1:20.449	1:20	
44	17:34:58.463	Eugenio Pisani		<b>Eugenio Pisani</b>		Stefano Bozzoni		Porsche 911 GT3 Cup gen 1	CUPPA	41:03.099	1	2:33.044	2:30	
24	17:36:35.696	A&P Racing Team PTT Tech Su		<b>Maciej Blazek</b>		Mateusz Lisowski		Porsche 991 GT3 Cup gen 2	CUPPA	42:40.332	3	2:59.223	2:50	
24	17:51:17.601	A&P Racing Team PTT Tech Su		<b>Maciej Blazek</b>		Mateusz Lisowski		Porsche 991 GT3 Cup gen 2	CUPPA	57:22.237	4	12:03.042	2:50	

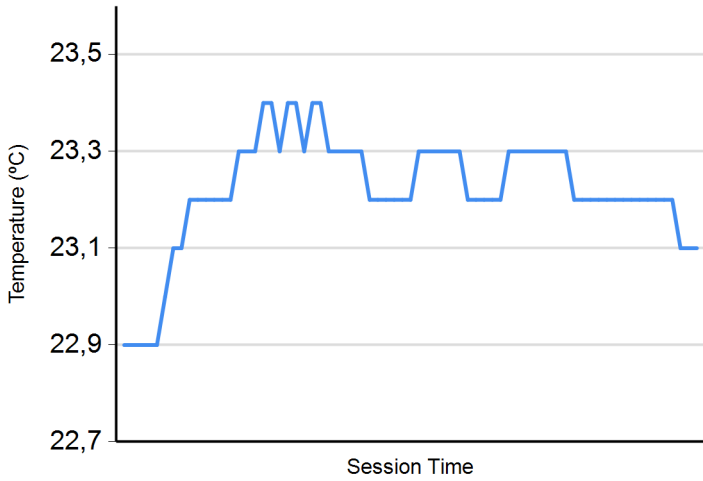




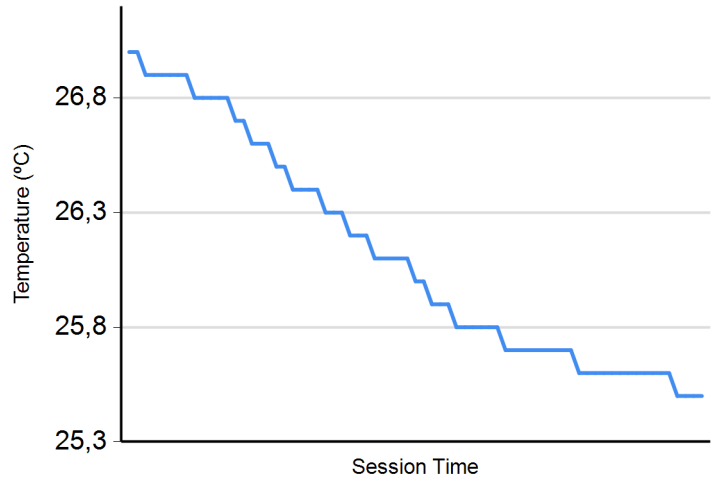
**Autodromo Nazionale Monza**  
**International GT Open**  
**Race - 1**  
**Weather Report**



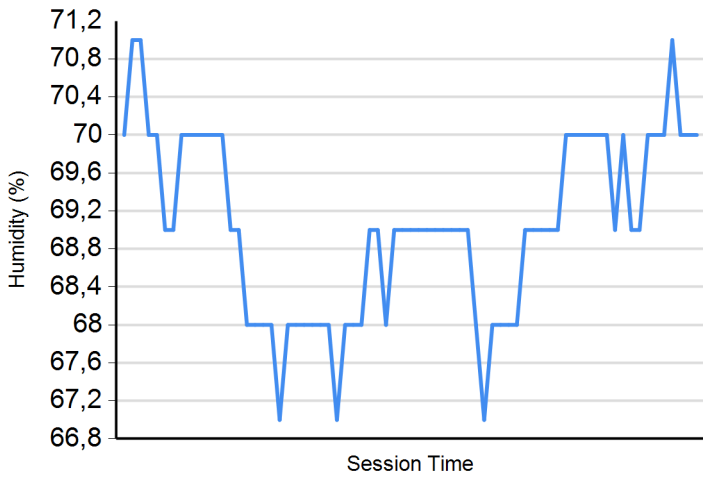
**Air Temperature**



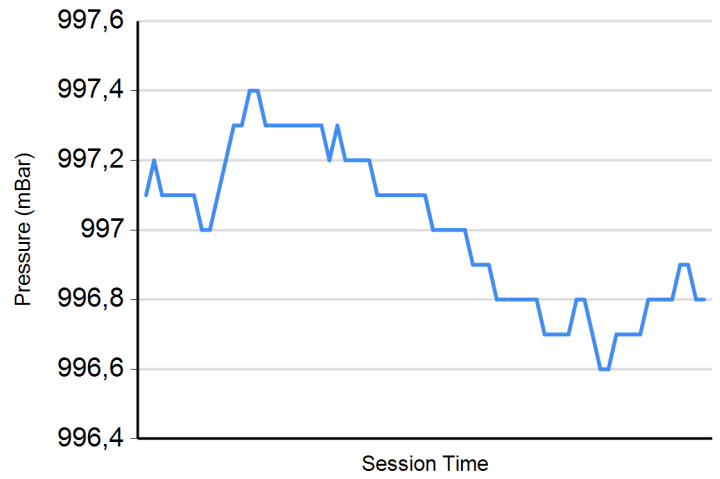
**Track Temperature**



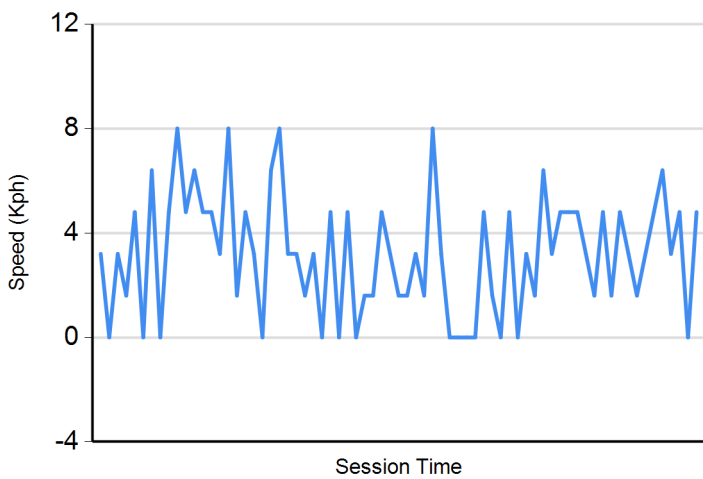
**Humidity**



**Pressure**



**Wind Speed**



**Wind direction**

North = 0°/360° Est = 90° South = 180° West = 270°

