

**Hungaroring**  
**International GT Open**  
**Qualifying - 2 Driver - 2**  
**Provisional Results**



Cls	Nº	Entrant/Team	Nat	Driver 1	Nat	Driver 2	Nat	Vehicle	Cat	Cls	Laps	Best	Time	Gap	Interval	Km/h
1	88	JP Motorsport	POL	Patryk Krupinski	POL	<b>Christian Klien</b>	AUT	McLaren 720 S GT3	PROAM	1	10	8	1:42.703			153.5
2	777	Olimp Racing	POL	Marcin Jedlinski	POL	<b>Karol Basz</b>	POL	Mercedes AMG GT3 - 2020	PROAM	2	10	8	1:42.725	0.022	0.022	153.5
3	77	Lechner Racing	AUT	<b>Benjamin Barker</b>	GBR	Andy Soucek	ESP	Porsche 911 GT3-R II 2019	PRO	1	9	8	1:42.861	0.158	0.136	153.3
4	25	Kessel Racing	CHE	Michael Dinan	USA	<b>Robby Foley</b>	USA	Ferrari 488 GT3	PRO	2	12	9	1:43.052	0.349	0.191	153.0
5	63	Vincenzo Sospiri Racing	ITA	<b>Michele Beretta</b>	ITA	Frederik Schandorff	DNK	Lamborghini Huracan GT3 EVO	PRO	3	10	5	1:43.562	0.859	0.510	152.2
6	47	AKM Motorsport	ITA	<b>Gianluca Giraudi</b>	ITA	Loris Spinelli	ITA	Mercedes AMG GT3 - 2020	PROAM	3	13	10	1:43.589	0.886	0.027	152.2
7	17	HP Racing International	DEU	Gerhard Tweraser	AUT	<b>Jan Seyffert</b>	DEU	Lamborghini Huracan GT3 EVO	PROAM	4	14	13	1:43.824	1.121	0.235	151.9
8	14	AKM Motorsport	ITA	Marco Antonelli	ITA			Mercedes AMG GT3 - 2020	AM	1	10	9	1:43.909	1.206	0.085	151.7
9	7	Inception Racing	GBR	<b>Brendan Iribe</b>	USA	Ollie Millroy	GBR	McLaren 720 S GT3	PROAM	5	14	12	1:44.061	1.358	0.152	151.5
10	11	Reno Racing	DNK	<b>Jens Reno Moller</b>	DNK	Marcus Paverud	NOR	Honda NSX GT3 Evo	PROAM	6	11	3	1:44.195	1.492	0.134	151.3
11	5	Olimp Racing	POL	Stanislaw Jedlinski	POL	<b>Krystian Korzeniowski</b>	POL	Mercedes AMG GT3 - 2020	AM	2	9	8	1:44.258	1.555	0.063	151.2
12	19	Vincenzo Sospiri Racing	ITA	<b>Baptiste Moulin</b>	BEL	Yuki Nemoto	JPN	Lamborghini Huracan GT3 EVO	PRO	4	11	8	1:44.601	1.898	0.343	150.7
13	93	Baporo Motorsport	ESP	Daniel Diaz-Varela	ESP	<b>Jaume Font</b>	ESP	Mercedes AMG GT3 - 2020	AM	3	14	11	1:44.884	2.181	0.283	150.3
14	8	Barone Rampante	ITA	Giuseppe Cipriani	ITA			Lamborghini Huracan GT3 EVO	AM	4	12	11	1:45.173	2.470	0.289	149.9
15	24	A&P Racing Team PTT Tech Support	POL	Maciej Blazek	POL	<b>Mateusz Lisowski</b>	POL	Porsche 991 GT3 Cup gen 2	CUPPA	1	11	10	1:48.012	5.309	2.839	146.0
16	33	Alda Motorsport	POL	Tomasz Magdziarz	POL	<b>Daan Pijl</b>	NLD	Porsche 911 GT3 Cup gen 2	CUPPA	2	12	7	1:49.823	7.120	1.811	143.6
17	44	Eugenio Pisani/CAME Racing Team	ITA	<b>Eugenio Pisani</b>	ITA	Stefano Bozzoni	ITA	Porsche 911 GT3 Cup gen 1	CUPPA	3	15	7	1:50.680	7.977	0.857	142.4
18	45	Mark Speakerwas/CAME Racing	ITA	<b>Mark Speakerwas</b>	ITA	Peter Karpi	HUN	Porsche 911 GT3 Cup gen 1	CUPAM	1	14	10	1:51.419	8.716	0.739	141.5
19	26	Q1 by EMG Motorsport	BEL	<b>Maciej Darmetko</b>	POL	Artur Janosz	POL	Porsche 911 GT3 Cup gen 2	CUPPA	4	9	7	1:52.280	9.577	0.861	140.4
20	100	Alda Motorsport	POL	<b>Jakub Dwernicki</b>	POL	Jan Antoszewski	POL	Porsche 911 GT3 Cup gen 2	CUPPA	5	7	6	1:54.142	11.439	1.862	138.1

**\* PENALTIES**

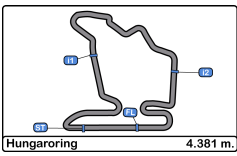
- CAR 25 TIME 1:45.146 DELETED TRACK LIMITS AT T 11 - TIME 1:48.943 DELETED TRACK LIMITS AT T 11 - TIME 1:52.192 DELETED TRACK LIMITS AT T 4 - TIME 1:52.192 DELETED TRACK LIMITS AT T 4
- CAR 63 TIME 1:43.642 DELETED TRACK LIMITS AT T 11 - TIME 1:45.454 DELETED TRACK LIMITS AT T 4
- CAR 17 TIME 1:51.005 DELETED TRACK LIMITS AT T 11 - TIME 1:44.022 DELETED TRACK LIMITS AT T 11
- CAR 7 TIME 1:44.353 DELETED TRACK LIMITS AT T 4
- CAR 77 TIME 1:43.403 DELETED TRACK LIMITS AT T 4 - TIME 1:43.134 DELETED TRACK LIMITS AT T 4
- CAR 19 TIME 1:46.901 DELETED TRACK LIMITS AT T 11
- CAR 777 TIME 1:50.475 DELETED TRACK LIMITS AT T 11 - TIME 1:42.518 DELETED TRACK LIMITS AT T 11
- CAR 45 TIME 1:54.895 DELETED TRACK LIMITS AT T 4 - TIME 2:34.585 DELETED TRACK LIMITS AT T 4
- CAR 100 TIME 1:53.750 DELETED TRACK LIMITS AT T 4
- CAR 44 TIME 1:50.981 DELETED TRACK LIMITS AT T 4
- CAR 24 TIME 1:50.019 DELETED TRACK LIMITS AT T 11
- CAR 8 TIME 1:55.972 DELETED TRACK LIMITS AT T 4
- CAR 93 TIME 1:44.842 DELETED TRACK LIMITS AT T 4

Published at:.....

Track Temp: 35.3 °C Air Temp: 25.7 °C Humidity: 66 % Track Status: DRY

<b>Stewards:</b>	<b>Race Director:</b>	<b>Timekeeper:</b> Luis Angel Garcia Nuñez JOB/I-0020-ESP
------------------	-----------------------	--





**Hungaroring**  
**International GT Open**  
**Qualifying - 2 Driver - 2**  
**Provisional Results**

Hungaroring 4.381 m.

CAR 33 TIME 1:49.372 DELETED TRACK LIMITS AT T 4



Published at:.....

Track Temp: **35.3 °C** Air Temp: **25.7 °C** Humidity: **66 %** Track Status: **DRY**

**Stewards:**

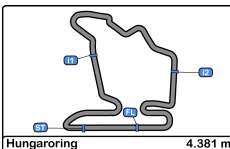
**Race Director:**

**Timekeeper:**

Luís Angel García Nuñez

JOB/I-0020-ESP





**Hungaroring**  
**International GT Open**  
**Qualifying - 2 Driver - 2**  
**Provisional Results by Category**



Cls	Nº	Entrant/Team	Nat	Driver 1	Nat	Driver 2	Nat	Vehicle	Cat	Cls	Laps	Best	Time	Gap	Interval	Km/h
<b>PRO</b>																
1	77	Lechner Racing		<b>Benjamin Barker</b>		Andy Soucek		Porsche 911 GT3-R II 2019	PRO	1	9	8	1:42.861			153.3
2	25	Kessel Racing		Michael Dinan		<b>Robby Foley</b>		Ferrari 488 GT3	PRO	2	12	9	1:43.052	0.191	0.191	153.0
3	63	Vincenzo Sospiri Racing		<b>Michele Beretta</b>		Frederik Schandorff		Lamborghini Huracan GT3 EVO	PRO	3	10	5	1:43.562	0.701	0.510	152.2
4	19	Vincenzo Sospiri Racing		<b>Baptiste Moulin</b>		Yuki Nemoto		Lamborghini Huracan GT3 EVO	PRO	4	11	8	1:44.601	1.740	1.039	150.7
<b>PROAM</b>																
1	88	JP Motorsport		Patryk Krupinski		<b>Christian Klien</b>		McLaren 720 S GT3	PROAM	1	10	8	1:42.703			153.5
2	777	Olimp Racing		Marcin Jedlinski		<b>Karol Basz</b>		Mercedes AMG GT3 - 2020	PROAM	2	10	8	1:42.725	0.022	0.022	153.5
3	47	AKM Motorsport		<b>Gianluca Giraudi</b>		Loris Spinelli		Mercedes AMG GT3 - 2020	PROAM	3	13	10	1:43.589	0.886	0.864	152.2
4	17	HP Racing International		Gerhard Tweraser		<b>Jan Seyffert</b>		Lamborghini Huracan GT3 EVO	PROAM	4	14	13	1:43.824	1.121	0.235	151.9
5	7	Inception Racing		<b>Brendan Iribe</b>		Ollie Millroy		McLaren 720 S GT3	PROAM	5	14	12	1:44.061	1.358	0.237	151.5
6	11	Reno Racing		<b>Jens Reno Moller</b>		Marcus Paverud		Honda NSX GT3 Evo	PROAM	6	11	3	1:44.195	1.492	0.134	151.3
<b>AM</b>																
1	14	AKM Motorsport		Marco Antonelli				Mercedes AMG GT3 - 2020	AM	1	10	9	1:43.909			151.7
2	5	Olimp Racing		Stanislaw Jedlinski		<b>Krystian Korzeniowski</b>		Mercedes AMG GT3 - 2020	AM	2	9	8	1:44.258	0.349	0.349	151.2
3	93	Baporo Motorsport		Daniel Diaz-Varela		<b>Jaume Font</b>		Mercedes AMG GT3 - 2020	AM	3	14	11	1:44.884	0.975	0.626	150.3
4	8	Barone Rampante		Giuseppe Cipriani				Lamborghini Huracan GT3 EVO	AM	4	12	11	1:45.173	1.264	0.289	149.9
<b>CUPPA</b>																
1	24	A&P Racing Team PTT Tech Support		Maciej Blazek		<b>Mateusz Lisowski</b>		Porsche 991 GT3 Cup gen 2	CUPPA	1	11	10	1:48.012			146.0
2	33	Alda Motorsport		Tomasz Magdziarz		<b>Daan Pijl</b>		Porsche 911 GT3 Cup gen 2	CUPPA	2	12	7	1:49.823	1.811	1.811	143.6
3	44	Eugenio Pisani/CAME Racing Team		<b>Eugenio Pisani</b>		Stefano Bozzoni		Porsche 911 GT3 Cup gen 1	CUPPA	3	15	7	1:50.680	2.668	0.857	142.4
4	26	Q1 by EMG Motorsport		<b>Maciej Darmetko</b>		Artur Janosz		Porsche 911 GT3 Cup gen 2	CUPPA	4	9	7	1:52.280	4.268	1.600	140.4
5	100	Alda Motorsport		<b>Jakub Dwernicki</b>		Jan Antoszewski		Porsche 911 GT3 Cup gen 2	CUPPA	5	7	6	1:54.142	6.130	1.862	138.1
<b>CUPAM</b>																
1	45	Mark Speakerwas/CAME Racing		<b>Mark Speakerwas</b>		Peter Karpi		Porsche 911 GT3 Cup gen 1	CUPAM	1	14	10	1:51.419			141.5

**\* PENALTIES**

CAR 25 TIME 1:45.146 DELETED TRACK LIMITS AT T 11 - TIME 1:48.943 DELETED TRACK LIMITS AT T 11 - TIME 1:52.192 DELETED TRACK LIMITS AT T 4 - TIME 1:52.192 DELETED TRACK LIMITS AT T 4

CAR 63 TIME 1:43.642 DELETED TRACK LIMITS AT T 11 - TIME 1:45.454 DELETED TRACK LIMITS AT T 4

CAR 17 TIME 1:51.005 DELETED TRACK LIMITS AT T 11 - TIME 1:44.022 DELETED TRACK LIMITS AT T 11

CAR 7 TIME 1:44.353 DELETED TRACK LIMITS AT T 4

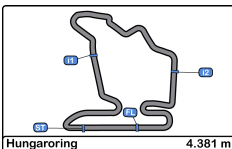
CAR 77 TIME 1:43.403 DELETED TRACK LIMITS AT T 4 - TIME 1:43.134 DELETED TRACK LIMITS AT T 4

Published at:.....

Track Temp: **35.3 °C** Air Temp: **25.7 °C** Humidity: **66 %** Track Status: **DRY**

<b>Stewards:</b>	<b>Race Director:</b>	<b>Timekeeper:</b> Luis Angel Garcia Nunez JOB/I-0020-ESP
------------------	-----------------------	---





**Hungaroring**  
**International GT Open**  
**Qualifying - 2 Driver - 2**  
**Provisional Results by Category**



Hungaroring 4.381 m.

- CAR 19 TIME 1:46.901 DELETED TRACK LIMITS AT T 11
- CAR 777 TIME 1:50.475 DELETED TRACK LIMITS AT T 11 - TIME 1:42.518 DELETED TRACK LIMITS AT T 11
- CAR 45 TIME 1:54.895 DELETED TRACK LIMITS AT T 4 - TIME 2:34.585 DELETED TRACK LIMITS AT T 4
- CAR 100 TIME 1:53.750 DELETED TRACK LIMITS AT T 4
- CAR 44 TIME 1:50.981 DELETED TRACK LIMITS AT T 4
- CAR 24 TIME 1:50.019 DELETED TRACK LIMITS AT T 11
- CAR 8 TIME 1:55.972 DELETED TRACK LIMITS AT T 4
- CAR 93 TIME 1:44.842 DELETED TRACK LIMITS AT T 4
- CAR 33 TIME 1:49.372 DELETED TRACK LIMITS AT T 4

Published at:.....

Track Temp: **35.3 °C** Air Temp: **25.7 °C** Humidity: **66 %** Track Status: **DRY**

**Stewards:**

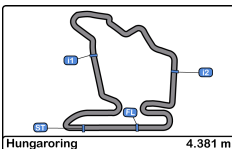
**Race Director:**

**Timekeeper:**

Luís Angel García Nuñez

JOB/I-0020-ESP





**Hungaroring**  
**International GT Open**  
**Qualifying - 2 Driver - 2**  
**Provisional Results by Class**



Cls	Nº	Entrant/Team	Nat	Driver 1	Nat	Driver 2	Nat	Vehicle	Cat	Cls	Laps	Best	Time	Gap	Interval	Km/h
<b>International GT Open</b>																
1	88	JP Motorsport	POL	Patryk Krupinski	POL	<b>Christian Klien</b>	AUT	McLaren 720 S GT3	PROAM	1	10	8	1:42.703			153.5
2	777	Olimp Racing	POL	Marcin Jedlinski	POL	<b>Karol Basz</b>	POL	Mercedes AMG GT3 - 2020	PROAM	2	10	8	1:42.725	0.022	0.022	153.5
3	77	Lechner Racing	AUT	<b>Benjamin Barker</b>	GBR	Andy Soucek	ESP	Porsche 911 GT3-R II 2019	PRO	1	9	8	1:42.861	0.158	0.136	153.3
4	25	Kessel Racing	CHE	Michael Dinan	USA	<b>Robby Foley</b>	USA	Ferrari 488 GT3	PRO	2	12	9	1:43.052	0.349	0.191	153.0
5	63	Vincenzo Sospiri Racing	ITA	<b>Michele Beretta</b>	ITA	Frederik Schandorff	DNK	Lamborghini Huracan GT3 EVO	PRO	3	10	5	1:43.562	0.859	0.510	152.2
6	47	AKM Motorsport	ITA	<b>Gianluca Giraudi</b>	ITA	Loris Spinelli	ITA	Mercedes AMG GT3 - 2020	PROAM	3	13	10	1:43.589	0.886	0.027	152.2
7	17	HP Racing International	GER	Gerhard Tweraser	AUT	<b>Jan Seyffert</b>	GER	Lamborghini Huracan GT3 EVO	PROAM	4	14	13	1:43.824	1.121	0.235	151.9
8	14	AKM Motorsport	ITA	Marco Antonelli	ITA			Mercedes AMG GT3 - 2020	AM	1	10	9	1:43.909	1.206	0.085	151.7
9	7	Inception Racing	GBR	<b>Brendan Iribe</b>	USA	Ollie Millroy	GBR	McLaren 720 S GT3	PROAM	5	14	12	1:44.061	1.358	0.152	151.5
10	11	Reno Racing	DNK	<b>Jens Reno Moller</b>	DNK	Marcus Paverud	NOR	Honda NSX GT3 Evo	PROAM	6	11	3	1:44.195	1.492	0.134	151.3
11	5	Olimp Racing	POL	Stanislaw Jedlinski	POL	<b>Krystian Korzeniowski</b>	POL	Mercedes AMG GT3 - 2020	AM	2	9	8	1:44.258	1.555	0.063	151.2
12	19	Vincenzo Sospiri Racing	ITA	<b>Baptiste Moulin</b>	BEL	Yuki Nemoto	JPN	Lamborghini Huracan GT3 EVO	PRO	4	11	8	1:44.601	1.898	0.343	150.7
13	93	Baporo Motorsport	ESP	Daniel Diaz-Varela	ESP	<b>Jaume Font</b>	ESP	Mercedes AMG GT3 - 2020	AM	3	14	11	1:44.884	2.181	0.283	150.3
14	8	Barone Rampante	ITA	Giuseppe Cipriani	ITA			Lamborghini Huracan GT3 EVO	AM	4	12	11	1:45.173	2.470	0.289	149.9
<b>GT Open Cup Europe</b>																
1	24	A&P Racing Team PTT Tech Support	POL	Maciej Blazek	POL	<b>Mateusz Lisowski</b>	POL	Porsche 991 GT3 Cup gen 2	CUPPA	1	11	10	1:48.012			146.0
2	33	Alda Motorsport	POL	Tomasz Magdziarz	POL	<b>Daan Pijl</b>	NLD	Porsche 911 GT3 Cup gen 2	CUPPA	2	12	7	1:49.823	1.811	1.811	143.6
3	44	Eugenio Pisani/CAME Racing Team	ITA	<b>Eugenio Pisani</b>	ITA	Stefano Bozzoni	ITA	Porsche 911 GT3 Cup gen 1	CUPPA	3	15	7	1:50.680	2.668	0.857	142.4
4	45	Mark Speakerwas/CAME Racing	ITA	<b>Mark Speakerwas</b>	ITA	Peter Karpi	HUN	Porsche 911 GT3 Cup gen 1	CUPAM	1	14	10	1:51.419	3.407	0.739	141.5
5	26	Q1 by EMG Motorsport	BEL	<b>Maciej Darmetko</b>	POL	Artur Janosz	POL	Porsche 911 GT3 Cup gen 2	CUPPA	4	9	7	1:52.280	4.268	0.861	140.4
6	100	Alda Motorsport	POL	<b>Jakub Dwernicki</b>	POL	Jan Antoszewski	POL	Porsche 911 GT3 Cup gen 2	CUPPA	5	7	6	1:54.142	6.130	1.862	138.1

**\* PENALTIES**

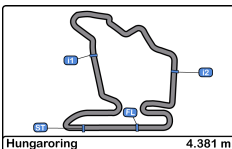
- CAR 25 TIME 1:45.146 DELETED TRACK LIMITS AT T 11 - TIME 1:48.943 DELETED TRACK LIMITS AT T 11 - TIME 1:52.192 DELETED TRACK LIMITS AT T 4 - TIME 1:52.192 DELETED TRACK LIMITS AT T 4
- CAR 63 TIME 1:43.642 DELETED TRACK LIMITS AT T 11 - TIME 1:45.454 DELETED TRACK LIMITS AT T 4
- CAR 17 TIME 1:51.005 DELETED TRACK LIMITS AT T 11 - TIME 1:44.022 DELETED TRACK LIMITS AT T 11
- CAR 7 TIME 1:44.353 DELETED TRACK LIMITS AT T 4
- CAR 77 TIME 1:43.403 DELETED TRACK LIMITS AT T 4 - TIME 1:43.134 DELETED TRACK LIMITS AT T 4
- CAR 19 TIME 1:46.901 DELETED TRACK LIMITS AT T 11
- CAR 777 TIME 1:50.475 DELETED TRACK LIMITS AT T 11 - TIME 1:42.518 DELETED TRACK LIMITS AT T 11
- CAR 45 TIME 1:54.895 DELETED TRACK LIMITS AT T 4 - TIME 2:34.585 DELETED TRACK LIMITS AT T 4
- CAR 100 TIME 1:53.750 DELETED TRACK LIMITS AT T 4

Published at:.....

Track Temp: **35.3 °C** Air Temp: **25.7 °C** Humidity: **66 %** Track Status: **DRY**

<b>Stewards:</b>	<b>Race Director:</b>	<b>Timekeeper:</b> Luis Angel Garcia Nuñez JOB/I-0020-ESP
------------------	-----------------------	--





**Hungaroring**  
**International GT Open**  
**Qualifying - 2 Driver - 2**  
**Provisional Results by Class**



Hungaroring 4.381 m.

CAR 44 TIME 1:50.981 DELETED TRACK LIMITS AT T 4

CAR 24 TIME 1:50.019 DELETED TRACK LIMITS AT T 11

CAR 8 TIME 1:55.972 DELETED TRACK LIMITS AT T 4

CAR 93 TIME 1:44.842 DELETED TRACK LIMITS AT T 4

CAR 33 TIME 1:49.372 DELETED TRACK LIMITS AT T 4

Published at:.....

Track Temp: **35.3 °C** Air Temp: **25.7 °C** Humidity: **66 %** Track Status: **DRY**

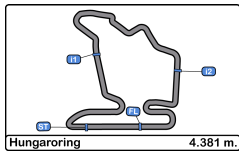
**Stewards:**

**Race Director:**

**Timekeeper:** Luis Angel Garcia Nuñez

JOB/I-0020-ESP



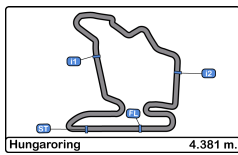


**Hungaroring**  
**International GT Open**  
**Qualifying - 2 Driver - 2**  
**Lap Analysis**



5							11								
AM			Olimp Racing				PROAM			Reno Racing					
Lap	D	Time	Sector 1	Sector 2	Sector 3	T. Spd	Elapsed	Lap	D	Time	Sector 1	Sector 2	Sector 3	T. Spd	Elapsed
1	2	9:04:01.271	9:02:41.271	41.374	38.626		9:04:01.271	1	1	9:08:35.616	9:07:25.606	40.464	29.546		9:08:35.616
2	2	1:45.966	37.572	38.919	29.475	227.3	9:05:47.237	2	1	1:44.967	37.617	38.308	29.042	232.2	9:10:20.583
3	2	1:45.238	37.335	38.711	29.192	229.2	9:07:32.475	3	1	1:44.195	37.503	37.804	28.888	230.7	9:12:04.778
4	2	1:54.765 P	38.163	39.009	37.593	228.8	9:09:27.240	4	1	1:50.190 P	37.355	38.381	34.454	233.2	9:13:54.968
5	2	8:37.025	7:28.869	38.927	29.229		9:18:04.265	5	1	5:49.988	4:41.068	39.651	29.269		9:19:44.956
6	2	1:51.968 P	37.089	38.106	36.773	229.2	9:19:56.233	6	1	1:44.682	37.269	38.039	29.374	233.2	9:21:29.638
7	2	3:56.437	2:41.806	41.236	33.395		9:23:52.670	7	1	1:44.769	37.386	37.920	29.463	232.7	9:23:14.407
8	2	1:44.258	37.007	37.614	29.637	228.8	9:25:36.928	8	1	1:44.241	37.075	37.825	29.341	231.7	9:24:58.648
9	2	1:56.253 P	39.280	41.563	35.410	229.7	9:27:33.181	9	1	1:48.082	37.094	38.160	32.828	234.2	9:26:46.730
7							10								
PROAM			Inception Racing				PROAM			Mercedes AMG GT3 - 2020					
Lap	D	Time	Sector 1	Sector 2	Sector 3	T. Spd	Elapsed	Lap	D	Time	Sector 1	Sector 2	Sector 3	T. Spd	Elapsed
1	1	9:03:07.281	9:01:54.498	39.552	33.231		9:03:07.281	10	1	1:54.748	42.276	42.926	29.546	181.2	9:28:41.478
2	1	1:45.098	37.448	38.499	29.151	228.8	9:04:52.379	11	1	1:53.716 P	37.400	40.219	36.097	233.7	9:30:35.194
3	1	1:44.363	37.233	38.138	28.982	230.2	9:06:36.732	14							
4	1	1:46.516	37.420	39.594	29.502	231.2	9:08:23.248	AM			AKM Motorsport				
5	1	1:44.076	37.274	37.784	29.018	231.2	9:10:07.324	Lap	D	Time	Sector 1	Sector 2	Sector 3	T. Spd	Elapsed
6	1	1:46.453	36.994	39.993	29.466	232.2	9:11:53.777	1	1	9:02:00.315	9:00:47.713	42.749	29.853		9:02:00.315
7	1	1:44.085	37.140	37.784	29.161	231.2	9:13:37.862	2	1	1:47.339	38.232	39.525	29.582	229.7	9:03:47.654
8	1	1:51.023 P	37.118	38.932	34.973	231.7	9:15:28.885	3	1	1:53.771 P	37.775	39.244	36.752	231.2	9:05:41.425
9	1	3:33.075	2:23.335	38.677	31.063		9:19:01.960	4	1	3:44.088	2:36.308	38.762	29.018		9:09:25.513
10	1	1:45.370	36.969	37.727	30.674	231.2	9:20:47.330	5	1	1:44.219	37.240	38.064	28.915	230.2	9:11:09.732
11	1	1:44.670	37.159	37.934	29.577	232.2	9:22:32.000	6	1	1:44.180	37.045	38.204	28.931	231.7	9:12:53.912
12	1	1:44.061	37.098	37.750	29.213	232.2	9:24:16.061	7	1	2:05.132 P	49.979	40.118	35.035	231.2	9:14:59.044
13	1	1:44.296	37.028	37.833	29.435	231.7	9:26:00.357	8	1	8:07.204	6:59.272	38.698	29.234		9:23:06.248
14	1	1:51.191 P	36.953	38.054	36.184	233.7	9:27:51.548	9	1	1:43.909	36.957	38.073	28.879	228.8	9:24:50.157
8							17								
AM			Barone Rampante				PROAM			HP Racing International					
Lap	D	Time	Sector 1	Sector 2	Sector 3	T. Spd	Elapsed	Lap	D	Time	Sector 1	Sector 2	Sector 3	T. Spd	Elapsed
1	1	9:02:19.181	9:01:07.353	41.333	30.495		9:02:19.181	1	2	9:01:59.246	9:00:48.229	41.257	29.760		9:01:59.246
2	1	1:45.628	37.412	38.903	29.313	228.3	9:04:04.809	2	2	1:46.906	37.941	39.153	29.812	227.8	9:03:46.152
3	1	1:45.561	37.489	38.771	29.301	229.2	9:05:50.370	3	2	1:51.005 P	37.765	39.101	34.139	229.7	9:05:37.157
4	1	1:45.339	37.378	38.803	29.158	229.2	9:07:35.709	4	2	2:54.207	1:44.303	40.657	29.247		9:08:31.364
5	1	1:55.956 P	37.856	41.109	36.991	227.8	9:09:31.665	5	2	1:44.992	37.044	39.050	28.898	228.3	9:10:16.356
6	1	9:06.790	7:56.791	40.018	29.981		9:18:38.455	6	2	1:44.022	37.188	37.862	28.972	229.2	9:12:00.378
7	1	1:45.264	37.331	38.728	29.205	227.8	9:20:23.719	7	2	1:46.342	37.215	39.546	29.581	229.2	9:13:46.720
8	1	1:49.392	37.422	38.892	33.078	228.3	9:22:13.111	8	2	1:44.265	37.183	37.967	29.115	228.3	9:15:30.985
9	1	1:55.972	37.529	41.899	36.544	228.3	9:24:09.083	9	2	1:49.549 P	37.288	38.483	33.778	226.8	9:17:20.534
10	1	1:45.818	37.698	38.732	29.388	227.8	9:25:54.901	10	2	3:09.876	1:58.416	40.892	30.568		9:20:30.410
11	1	1:45.173	37.251	38.622	29.300	228.3	9:27:40.074	11	2	1:44.525	37.317	38.059	29.149	229.2	9:22:14.935
12	1	2:00.700 P	38.868	44.675	37.157	227.3	9:29:40.774	12	2	1:45.965	37.114	38.481	30.370	229.2	9:24:00.900
								13	2	1:43.824	36.999	37.797	29.028	229.2	9:25:44.724
								14	2	1:50.139 P	37.130	37.925	35.084	229.2	9:27:34.863





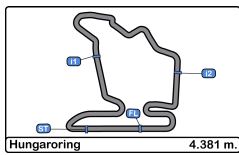
**Hungaroring**  
**International GT Open**  
**Qualifying - 2 Driver - 2**  
**Lap Analysis**



19							33								
Baptiste Moulin			Lamborghini Huracan GT3 EVO				Tomasz Magdziarz			Porsche 911 GT3 Cup gen 2					
PRO		Yuki Nemoto	Vincenzo Sospiri Racing				CUPPA		Daan Pijl	Alda Motorsport					
Lap	D	Time	Sector 1	Sector 2	Sector 3	T. Spd	Elapsed	Lap	D	Time	Sector 1	Sector 2	Sector 3	T. Spd	Elapsed
1	1	9:03:26.682	9:02:16.103	40.624	29.955		9:03:26.682	1	2	9:02:22.504	9:01:00.726	47.870	33.908		9:02:22.504
2	1	1:47.421	38.264	39.426	29.731	226.8	9:05:14.103	2	2	1:55.561	41.341	42.915	31.305	217.7	9:04:18.065
3	1	<del>1:46.904</del>	37.805	39.392	29.704	227.8	9:07:01.004	3	2	1:50.949	39.437	40.661	30.851	219.5	9:06:09.014
4	1	1:46.893	37.805	39.022	30.066	225.9	9:08:47.897	4	2	1:50.294	39.276	40.492	30.526	220.8	9:07:59.308
5	1	1:56.316 P	39.311	41.736	35.269	225.4	9:10:44.213	5	2	1:50.137	39.093	40.573	30.471	221.3	9:09:49.445
6	1	7:12.020	6:04.651	38.350	29.019		9:17:56.233	6	2	1:51.155	39.207	41.436	30.512	221.7	9:11:40.600
7	1	1:44.719	37.332	38.510	<b>28.877</b>	227.8	9:19:40.952	7	2	<b>1:49.823</b>	39.057	40.273	30.493	222.2	9:13:30.423
8	1	<b>1:44.601</b>	37.314	38.211	29.076	228.3	9:21:25.553	8	2	1:53.544 P	38.938	40.502	34.104	222.2	9:15:23.967
9	1	1:44.719	<b>37.253</b>	38.449	29.017	228.3	9:23:10.272	9	2	9:07.481	7:46.225	47.596	33.660		9:24:31.448
10	1	1:44.676	37.466	<b>38.110</b>	29.100	227.8	9:24:54.948	10	2	1:56.686	43.397	41.707	31.582	171.4	9:26:28.134
11	1	2:07.753 P	44.311	44.785	38.657	226.8	9:27:02.701	11	2	<del>1:49.372</del>	<b>38.810</b>	<b>40.196</b>	<b>30.366</b>	223.1	9:28:17.506
24							44								
Maciej Blazek			Porsche 991 GT3 Cup gen 2				Eugenio Pisani			Porsche 911 GT3 Cup gen 1					
CUPPA		Mateusz Lisowski	A&P Racing Team PTT Tech				CUPPA		Stefano Bozzoni	Eugenio Pisani/CAME Racing					
Lap	D	Time	Sector 1	Sector 2	Sector 3	T. Spd	Elapsed	Lap	D	Time	Sector 1	Sector 2	Sector 3	T. Spd	Elapsed
1	2	9:03:22.366	9:02:06.754	43.990	31.622		9:03:22.366	1	1	9:02:47.593	9:01:15.989	56.535	35.069		9:02:47.593
2	2	1:50.214	39.080	40.777	30.357	225.4	9:05:12.580	2	1	1:53.903	40.458	42.191	31.254	219.0	9:04:41.496
3	2	1:56.459	38.749	44.224	33.486	225.9	9:07:09.039	3	1	1:52.229	39.708	41.654	30.867	219.9	9:06:33.725
4	2	1:49.173	38.591	40.227	30.355	227.3	9:08:58.212	4	1	1:53.833	39.663	43.231	30.939	219.9	9:08:27.558
5	2	1:50.078	38.945	40.533	30.600	226.8	9:10:48.290	5	1	1:57.231	39.377	43.721	34.133	219.9	9:10:24.789
6	2	<del>1:50.049</del>	38.682	40.515	30.822	226.4	9:12:38.309	6	1	<del>1:50.904</del>	39.303	40.842	30.836	219.9	9:12:15.770
7	2	2:00.224 P	38.739	44.001	37.484	226.4	9:14:38.533	7	1	<b>1:50.680</b>	<b>39.004</b>	40.830	30.846	219.9	9:14:06.450
8	2	7:45.093	6:31.140	42.613	31.340		9:22:23.626	8	1	1:55.508 P	39.246	40.908	35.354	219.9	9:16:01.958
9	2	1:48.336	38.294	39.928	30.114	225.4	9:24:11.962	9	1	3:44.968	2:28.611	42.957	33.400		9:19:46.926
10	2	<b>1:48.012</b>	<b>38.179</b>	<b>39.833</b>	<b>30.000</b>	226.4	9:25:59.974	10	1	1:50.774	39.220	<b>40.771</b>	<b>30.783</b>	220.4	9:21:37.700
11	2	2:10.089 P	46.602	45.812	37.675	212.1	9:28:10.063	11	1	1:50.920	39.139	40.945	30.836	221.3	9:23:28.620
25							45								
Michael Dinan			Ferrari 488 GT3				Mark Speakerwas			Porsche 911 GT3 Cup gen 1					
PRO		Robby Foley	Kessel Racing				CUPAM		Peter Karpi	Mark Speakerwas/CAME Racing					
Lap	D	Time	Sector 1	Sector 2	Sector 3	T. Spd	Elapsed	Lap	D	Time	Sector 1	Sector 2	Sector 3	T. Spd	Elapsed
1	2	9:01:56.671	9:00:46.765	40.069	29.837		9:01:56.671	1	1	9:02:59.134	9:01:31.760	51.319	36.055		9:02:59.134
2	2	<del>1:48.943</del>	38.098	39.081	31.764	228.8	9:03:45.614	2	1	2:00.965	42.958	45.627	32.380	202.6	9:05:00.099
3	2	<del>1:45.146</del>	37.493	38.384	29.269	231.2	9:05:30.760	3	1	1:53.898	40.541	41.847	31.510	217.7	9:06:53.997
4	2	1:45.383	37.258	38.580	29.545	229.7	9:07:16.143	4	1	<del>1:54.895</del>	40.105	42.189	32.601	219.5	9:08:48.892
5	2	1:45.213	37.425	38.730	29.058	231.2	9:09:01.356	5	1	1:54.972	40.668	42.275	32.029	219.0	9:10:43.864
6	2	1:51.683 P	37.420	39.711	34.552	230.2	9:10:53.039	6	1	1:52.203	39.696	41.271	31.236	219.9	9:12:36.067
7	2	4:25.939	3:15.211	40.212	30.516		9:15:18.978	7	1	1:52.373	39.446	41.547	31.380	218.6	9:14:28.440
8	2	1:43.247	36.980	37.606	<b>28.661</b>	231.2	9:17:02.225	8	1	1:59.441 P	39.673	41.421	38.347	220.4	9:16:27.881
9	2	<b>1:43.052</b>	<b>36.784</b>	<b>37.473</b>	28.795	230.7	9:18:45.277	9	1	3:22.216	2:07.132	43.166	31.918		9:19:50.097
10	2	<del>1:52.192</del>	36.795	42.416	32.981	233.2	9:20:37.469	10	1	<b>1:51.419</b>	39.423	<b>41.084</b>	<b>30.912</b>	221.3	9:21:41.516
11	2	1:43.488	36.908	37.717	28.863	232.2	9:22:20.957	11	1	1:51.916	<b>39.371</b>	41.120	31.425	220.8	9:23:33.432
12	2	1:51.506 P	36.963	38.620	35.923	231.7	9:24:12.463	12	1	2:00.935	39.943	43.184	37.808	220.4	9:25:34.367
26							45								
Maciej Darmetko			Porsche 911 GT3 Cup gen 2				Mark Speakerwas			Porsche 911 GT3 Cup gen 1					
CUPPA		Artur Janosz	Q1 by EMG Motorsport				CUPAM		Peter Karpi	Mark Speakerwas/CAME Racing					
Lap	D	Time	Sector 1	Sector 2	Sector 3	T. Spd	Elapsed	Lap	D	Time	Sector 1	Sector 2	Sector 3	T. Spd	Elapsed
1	1	9:02:41.238	9:01:19.765	48.142	33.331		9:02:41.238	1	1	1:51.916	<b>39.371</b>	41.120	31.425	220.8	9:23:33.432
2	1	1:55.859	41.487	42.538	31.834	219.9	9:04:37.097	12	1	2:00.935	39.943	43.184	37.808	220.4	9:25:34.367
3	1	1:53.677	40.172	42.244	31.261	220.4	9:06:30.774	13	1	1:52.337	39.734	41.496	31.107	219.9	9:27:26.704
4	1	2:20.468 P	41.781	55.559	43.128	220.8	9:08:51.242	14	1	<del>2:34.585</del>	1:01.854	51.814	40.917	219.9	9:30:01.289
5	1	8:01.583	6:46.572	43.523	31.488		9:16:52.825								
6	1	1:54.960	40.847	41.606	32.507	221.3	9:18:47.785								
7	1	<b>1:52.280</b>	39.678	41.405	<b>31.197</b>	222.2	9:20:40.065								
8	1	1:53.879	<b>39.479</b>	<b>41.377</b>	33.023	223.1	9:22:33.944								
9	1	2:00.044 P	40.002	41.719	38.323	221.7	9:24:33.988								







**Hungaroring**  
**International GT Open**  
**Qualifying - 2 Driver - 2**  
**Lap Analysis**



<b>47</b>	Gianluca Giraudi	Mercedes AMG GT3 - 2020	<b>93</b>	Daniel Diaz-Varela	Mercedes AMG GT3 - 2020
PROAM	Loris Spinelli	AKM Motorsport	AM	Jaume Font	Baporo Motorsport

Lap	D	Time	Sector 1	Sector 2	Sector 3	T. Spd	Elapsed	Lap	D	Time	Sector 1	Sector 2	Sector 3	T. Spd	Elapsed
1	1	9:04:28.804	9:03:16.260	41.775	30.769		9:04:28.804	1	2	9:02:06.531	9:00:54.914	41.658	29.959		9:02:06.531
2	1	1:47.994	37.890	40.248	29.856	229.7	9:06:16.798	2	2	1:50.292	39.322	39.345	31.625	228.8	9:03:56.823
3	1	1:48.369	37.681	40.930	29.758	231.2	9:08:05.167	3	2	1:46.248	37.758	38.803	29.687	231.7	9:05:43.071
4	1	1:46.806	37.722	39.462	29.622	231.7	9:09:51.973	4	2	1:45.977	37.863	38.825	29.289	229.7	9:07:29.048
5	1	1:46.613	37.341	39.540	29.732	231.7	9:11:38.586	5	2	1:45.923	37.706	38.609	29.608	230.7	9:09:14.971
6	1	1:46.657	37.697	39.255	29.705	230.7	9:13:25.243	6	2	1:45.865	37.714	38.532	29.619	229.7	9:11:00.836
7	1	1:50.221 P	37.409	38.910	33.902	230.7	9:15:15.464	7	2	2:06.165 P	43.414	45.214	37.537	204.1	9:13:07.001
8	1	6:48.728	5:33.479	40.153	35.096		9:22:04.192	8	2	6:07.129	4:46.320	47.262	33.547		9:19:14.130
9	1	1:44.549	37.128	38.596	28.825	232.2	9:23:48.741	9	2	1:51.999	40.739	41.437	29.823	230.7	9:21:06.129
10	1	1:43.589	36.882	37.951	28.756	233.7	9:25:32.330	10	2	1:45.662	37.561	38.756	29.345	231.7	9:22:51.791
11	1	1:44.273	37.013	38.165	29.095	231.7	9:27:16.603	11	2	1:44.884	37.218	38.484	29.182	232.2	9:24:36.675
12	1	1:45.248	37.038	38.168	30.042	231.7	9:29:01.851	12	2	1:45.977	37.495	38.369	30.113	232.2	9:26:22.652
13	1	1:52.934 P	37.116	39.647	36.171	232.2	9:30:54.785	13	2	1:44.842	37.494	38.082	29.266	232.7	9:28:07.494
								14	2	2:13.534 P	44.460	47.146	41.928	230.7	9:30:21.028

<b>63</b>	Michele Beretta	Lamborghini Huracan GT3 EVO	<b>100</b>	Jakub Dwernicki	Porsche 911 GT3 Cup gen 2
PRO	Frederik Schandorff	Vincenzo Sospiri Racing	CUPPA	Jan Antoszewski	Alda Motorsport

Lap	D	Time	Sector 1	Sector 2	Sector 3	T. Spd	Elapsed	Lap	D	Time	Sector 1	Sector 2	Sector 3	T. Spd	Elapsed
1	1	9:03:54.613	9:02:40.365	40.031	34.217		9:03:54.613	1	1	9:02:23.032	9:00:59.442	47.975	35.615		9:02:23.032
2	1	1:45.454	37.436	38.494	29.524	228.8	9:05:40.067	2	1	1:56.562	41.596	43.065	31.901	216.8	9:04:19.594
3	1	1:50.283 P	37.337	38.644	34.302	230.7	9:07:30.350	3	1	1:54.614	40.406	42.472	31.736	219.9	9:06:14.208
4	1	10:15.899	9:07.946	38.960	28.993		9:17:46.249	4	1	1:54.182	40.007	42.878	31.297	221.7	9:08:08.390
5	1	1:43.562	36.908	37.787	28.867	229.7	9:19:29.811	5	1	1:53.760	40.033	41.961	31.756	220.4	9:10:02.140
6	1	1:44.694	36.933	37.763	29.998	229.7	9:21:14.505	6	1	1:54.142	39.930	42.074	32.138	220.4	9:11:56.282
7	1	1:43.581	36.839	37.662	29.080	230.7	9:22:58.086	7	1	2:03.497 P	40.163	45.015	38.319	220.4	9:13:59.779
8	1	1:49.615	37.074	39.209	33.332	229.7	9:24:47.701								
9	1	1:43.642	36.932	37.731	28.979	229.2	9:26:31.343								
10	1	2:07.485 P	40.645	42.947	43.893	231.2	9:28:38.828								

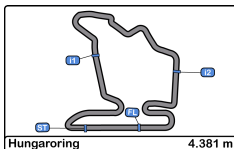
<b>77</b>	Benjamin Barker	Porsche 911 GT3-R II 2019	<b>777</b>	Marcin Jedlinski	Mercedes AMG GT3 - 2020
PRO	Andy Soucek	Lechner Racing	PROAM	Karol Basz	Olimp Racing

Lap	D	Time	Sector 1	Sector 2	Sector 3	T. Spd	Elapsed	Lap	D	Time	Sector 1	Sector 2	Sector 3	T. Spd	Elapsed
1	1	9:03:43.133	9:02:31.574	41.568	29.991		9:03:43.133	1	2	9:03:33.258	9:02:23.770	39.597	29.891		9:03:33.258
2	1	1:43.868	37.056	37.849	28.963	231.7	9:05:27.001	2	2	1:43.841	37.275	37.588	28.978	230.2	9:05:17.099
3	1	1:43.403	36.714	37.666	29.023	231.7	9:07:10.404	3	2	1:50.475	37.093	37.835	35.547	229.7	9:07:07.574
4	1	1:51.702 P	37.694	40.226	33.782	232.7	9:09:02.106	4	2	1:43.700	37.269	37.417	29.014	229.2	9:08:51.274
5	1	7:53.719	6:46.452	38.535	28.732		9:16:55.825	5	2	1:51.581 P	37.541	38.962	35.078	229.2	9:10:42.855
6	1	1:48.572	37.532	39.163	31.877	232.7	9:18:44.397	6	2	13:02.592	11:53.015	40.177	29.400		9:23:45.447
7	1	1:43.434	36.799	37.524	28.811	232.7	9:20:27.531	7	2	1:42.518	36.920	36.855	28.743	229.7	9:25:27.965
8	1	1:42.861	36.628	37.540	28.693	232.7	9:22:10.392	8	2	1:42.725	36.825	37.098	28.802	230.2	9:27:10.690
9	1	1:50.207 P	36.700	37.433	36.074	232.2	9:24:00.599	9	2	1:43.005	36.862	37.325	28.818	230.2	9:28:53.695
								10	2	1:54.528 P	36.952	37.282	40.294	229.7	9:30:48.223

<b>88</b>	Patryk Krupinski	McLaren 720 S GT3			
PROAM	Christian Klien	JP Motorsport			

Lap	D	Time	Sector 1	Sector 2	Sector 3	T. Spd	Elapsed
1	2	9:07:14.859	9:06:02.305	42.397	30.157		9:07:14.859
2	2	1:43.640	36.966	37.840	28.834	229.7	9:08:58.499
3	2	1:44.689	36.798	37.872	30.019	232.7	9:10:43.188
4	2	1:43.124	36.876	37.434	28.814	230.2	9:12:26.312
5	2	1:57.209 P	36.752	41.302	39.155	231.2	9:14:23.521
6	2	8:26.625	7:14.354	39.373	32.898		9:22:50.146
7	2	1:42.719	36.704	37.250	28.765	231.7	9:24:32.865
8	2	1:42.703	36.661	37.418	28.624	232.2	9:26:15.568
9	2	1:47.033	36.715	37.843	32.475	232.2	9:28:02.601
10	2	2:14.398 P	39.750	50.754	43.894	230.7	9:30:16.999



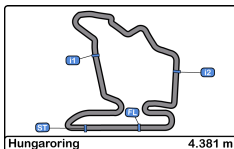


**Hungaroring**  
**International GT Open**  
**Qualifying - 2 Driver - 2**  
**Best Sectors Results**



Sector - 1				Sector - 2				Sector - 3				Ideal Lap vs Best Lap			
Clas	Nº	Driver	Time	Nº	Driver	Time	Nº	Driver	Time	Clas	Nº	Driver	Ideal Lap	Best Lap	Clas
1	77	Benjamin Barker	36.628	777	Karol Basz	36.855	88	Christian Klien	28.624	1	777	Karol Basz	1:42.423	1:42.725	2
2	88	Christian Klien	36.661	88	Christian Klien	37.250	25	Robby Foley	28.661	2	88	Christian Klien	1:42.535	1:42.703	1
3	25	Robby Foley	36.784	77	Benjamin Barker	37.433	77	Benjamin Barker	28.693	3	77	Benjamin Barker	1:42.754	1:42.861	3
4	777	Karol Basz	36.825	25	Robby Foley	37.473	777	Karol Basz	28.743	4	25	Robby Foley	1:42.918	1:43.052	4
5	63	Michele Beretta	36.839	5	Krystian Korzeniowski	37.614	47	Gianluca Giraudi	28.756	5	63	Michele Beretta	1:43.368	1:43.562	5
6	47	Gianluca Giraudi	36.882	63	Michele Beretta	37.662	63	Michele Beretta	28.867	6	47	Gianluca Giraudi	1:43.589	1:43.589	6
7	7	Brendan Iribe	36.953	7	Brendan Iribe	37.727	19	Baptiste Moulin	28.877	7	7	Brendan Iribe	1:43.662	1:44.061	9
8	14	Marco Antonelli	36.957	17	Jan Seyffert	37.797	14	Marco Antonelli	28.879	8	17	Jan Seyffert	1:43.694	1:43.824	7
9	17	Jan Seyffert	36.999	11	Jens Reno Moller	37.804	11	Jens Reno Moller	28.888	9	11	Jens Reno Moller	1:43.767	1:44.195	10
10	5	Krystian Korzeniowski	37.007	47	Gianluca Giraudi	37.951	17	Jan Seyffert	28.898	10	5	Krystian Korzeniowski	1:43.813	1:44.258	11
11	11	Jens Reno Moller	37.075	14	Marco Antonelli	38.064	7	Brendan Iribe	28.982	11	14	Marco Antonelli	1:43.900	1:43.909	8
12	93	Jaume Font	37.218	93	Jaume Font	38.082	8	Giuseppe Cipriani	29.158	12	19	Baptiste Moulin	1:44.240	1:44.601	12
13	8	Giuseppe Cipriani	37.251	19	Baptiste Moulin	38.110	93	Jaume Font	29.182	13	93	Jaume Font	1:44.482	1:44.884	13
14	19	Baptiste Moulin	37.253	8	Giuseppe Cipriani	38.622	5	Krystian Korzeniowski	29.192	14	8	Giuseppe Cipriani	1:45.031	1:45.173	14
15	24	Mateusz Lisowski	38.179	24	Mateusz Lisowski	39.833	24	Mateusz Lisowski	30.000	15	24	Mateusz Lisowski	1:48.012	1:48.012	15
16	33	Daan Pijl	38.810	33	Daan Pijl	40.196	33	Daan Pijl	30.366	16	33	Daan Pijl	1:49.372	1:49.823	16
17	44	Eugenio Pisani	39.004	44	Eugenio Pisani	40.771	44	Eugenio Pisani	30.783	17	44	Eugenio Pisani	1:50.558	1:50.680	17
18	45	Mark Speakerwas	39.371	45	Mark Speakerwas	41.084	45	Mark Speakerwas	30.912	18	45	Mark Speakerwas	1:51.367	1:51.419	18
19	26	Maciej Darmetko	39.479	26	Maciej Darmetko	41.377	26	Maciej Darmetko	31.197	19	26	Maciej Darmetko	1:52.053	1:52.280	19
20	100	Jakub Dwernicki	39.930	100	Jakub Dwernicki	41.961	100	Jakub Dwernicki	31.297	20	100	Jakub Dwernicki	1:53.188	1:54.142	20



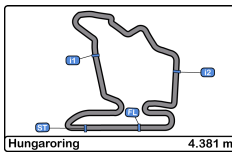


**Hungaroring**  
**International GT Open**  
**Qualifying - 2 Driver - 2**  
**Best 5 Lap Times**



Cl	N°	Entrant/Team	Nat	Driver 1	Nat	Driver 2	Nat	Vehicle	Cat	Cl	Best 1		Best 2		Best 3		Best 4		Best 5	
											Time	Lap	Time	Lap	Time	Lap	Time	Lap	Time	Lap
1	88	JP Motorsport	POL	Patryk Krupinski	POL	Christian Klien	AUT	McLaren 720 S GT3	PROAM	1	1:42.703	8	1:42.719	7	1:43.124	4	1:43.640	2	1:44.689	3
2	777	Olimp Racing	POL	Marcin Jedlinski	POL	Karol Basz	POL	Mercedes AMG GT3 - 2020	PROAM	2	1:42.725	8	1:43.005	9	1:43.700	4	1:43.841	2	1:51.581	5
3	77	Lechner Racing	AUT	Benjamin Barker	GBR	Andy Soucek	ESP	Porsche 911 GT3-R II 2019	PRO	1	1:42.861	8	1:43.868	2	1:48.572	6	1:50.207	9	1:51.702	4
4	25	Kessel Racing	CHE	Michael Dinan	USA	Robby Foley	USA	Ferrari 488 GT3	PRO	2	1:43.052	9	1:43.247	8	1:43.488	11	1:45.213	5	1:45.383	4
5	63	Vincenzo Sospiri Racing	ITA	Michele Beretta	ITA	Frederik Schandorff	DNK	Lamborghini Huracan GT3 EVO	PRO	3	1:43.562	5	1:43.581	7	1:44.694	6	1:49.615	8	1:50.283	3
6	47	AKM Motorsport	ITA	Gianluca Giraudi	ITA	Loris Spinelli	ITA	Mercedes AMG GT3 - 2020	PROAM	3	1:43.589	10	1:44.273	11	1:44.549	9	1:45.248	12	1:46.613	5
7	17	HP Racing International	DEU	Gerhard Tweraser	AUT	Jan Seyffert	DEU	Lamborghini Huracan GT3 EVO	PROAM	4	1:43.824	13	1:44.265	8	1:44.525	11	1:44.992	5	1:45.965	12
8	14	AKM Motorsport	ITA	Marco Antonelli	ITA			Mercedes AMG GT3 - 2020	AM	1	1:43.909	9	1:44.180	6	1:44.219	5	1:47.339	2	1:53.771	3
9	7	Inception Racing	GBR	Brendan Iribe	USA	Ollie Millroy	GBR	McLaren 720 S GT3	PROAM	5	1:44.061	12	1:44.076	5	1:44.085	7	1:44.296	13	1:44.670	11
10	11	Reno Racing	DNK	Jens Reno Moller	DNK	Marcus Paverud	NOR	Honda NSX GT3 Evo	PROAM	6	1:44.195	3	1:44.241	8	1:44.682	6	1:44.769	7	1:44.967	2
11	5	Olimp Racing	POL	Stanislaw Jedlinski	POL	Krystian Korzeniowski	POL	Mercedes AMG GT3 - 2020	AM	2	1:44.258	8	1:45.238	3	1:45.966	2	1:51.968	6	1:54.765	4
12	19	Vincenzo Sospiri Racing	ITA	Baptiste Moulin	BEL	Yuki Nemoto	JPN	Lamborghini Huracan GT3 EVO	PRO	4	1:44.601	8	1:44.676	10	1:44.719	7	1:44.719	9	1:46.893	4
13	93	Baporo Motorsport	ESP	Daniel Diaz-Varela	ESP	Jaume Font	ESP	Mercedes AMG GT3 - 2020	AM	3	1:44.884	11	1:45.662	10	1:45.865	6	1:45.923	5	1:45.977	4
14	8	Barone Rampante	ITA	Giuseppe Cipriani	ITA			Lamborghini Huracan GT3 EVO	AM	4	1:45.173	11	1:45.264	7	1:45.339	4	1:45.561	3	1:45.628	2
15	24	A&P Racing Team PTT Tech Support	POL	Maciej Blazek	POL	Mateusz Lisowski	POL	Porsche 991 GT3 Cup gen 2	CUPPA	1	1:48.012	10	1:48.336	9	1:49.173	4	1:50.078	5	1:50.214	2
16	33	Alda Motorsport	POL	Tomasz Magdziarz	POL	Daan Pijl	NLD	Porsche 911 GT3 Cup gen 2	CUPPA	2	1:49.823	7	1:50.137	5	1:50.294	4	1:50.949	3	1:51.155	6
17	44	Eugenio Pisani/CAME Racing Team	ITA	Eugenio Pisani	ITA	Stefano Bozzoni	ITA	Porsche 911 GT3 Cup gen 1	CUPPA	3	1:50.680	7	1:50.774	10	1:50.920	11	1:51.344	12	1:51.641	14
18	45	Mark Speakerwas/CAME Racing	ITA	Mark Speakerwas	ITA	Peter Karpi	HUN	Porsche 911 GT3 Cup gen 1	CUPAM	1	1:51.419	10	1:51.916	11	1:52.203	6	1:52.337	13	1:52.373	7
19	26	Q1 by EMG Motorsport	BEL	Maciej Darmetko	POL	Artur Janosz	POL	Porsche 911 GT3 Cup gen 2	CUPPA	4	1:52.280	7	1:53.677	3	1:53.879	8	1:54.960	6	1:55.859	2
20	100	Alda Motorsport	POL	Jakub Dwernicki	POL	Jan Antoszewski	POL	Porsche 911 GT3 Cup gen 2	CUPPA	5	1:54.142	6	1:54.182	4	1:54.614	3	1:56.562	2	2:03.497	7



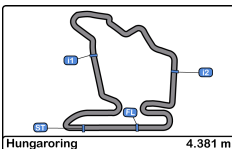


**Hungaroring**  
**International GT Open**  
**Qualifying - 2 Driver - 2**  
**Best 5 Top Speeds**



Cl	N°	Entrant/Team	Nat	Driver 1	Nat	Driver 2	Nat	Vehicle	Cat	Cl	Top 1		Top 2		Top 3		Top 4		Top 5		Avg
											Km/h	Lap	Km/h	Lap	Km/h	Lap	Km/h	Lap	Km/h	Lap	
1	11	Reno Racing		<b>Jens Reno Moller</b>		Marcus Paverud		Honda NSX GT3 Evo	PROAM	1	234.2	9	233.7	11	233.2	4	233.2	6	232.7	7	233.4
2	7	Inception Racing		<b>Brendan Iribe</b>		Ollie Millroy		McLaren 720 S GT3	PROAM	2	233.7	14	232.2	6	232.2	11	232.2	12	231.7	8	232.4
3	47	AKM Motorsport		<b>Gianluca Giraudi</b>		Loris Spinelli		Mercedes AMG GT3 - 2020	PROAM	3	233.7	10	232.2	9	232.2	13	231.7	4	231.7	5	232.3
4	25	Kessel Racing		Michael Dinan		<b>Robby Foley</b>		Ferrari 488 GT3	PRO	1	233.2	10	232.2	11	231.7	12	231.2	3	231.2	5	231.9
5	77	Lechner Racing		<b>Benjamin Barker</b>		Andy Soucek		Porsche 911 GT3-R II 2019	PRO	2	232.7	4	232.7	6	232.7	7	232.7	8	232.2	9	232.6
6	88	JP Motorsport		Patryk Krupinski		<b>Christian Klien</b>		McLaren 720 S GT3	PROAM	4	232.7	3	232.2	8	232.2	9	231.7	7	231.2	5	232.0
7	93	Baporo Motorsport		Daniel Diaz-Varela		<b>Jaume Font</b>		Mercedes AMG GT3 - 2020	AM	1	232.7	13	232.2	11	232.2	12	231.7	3	231.7	10	232.1
8	14	AKM Motorsport		Marco Antonelli				Mercedes AMG GT3 - 2020	AM	2	231.7	6	231.2	3	231.2	7	230.7	10	230.2	5	231.0
9	63	Vincenzo Sospiri Racing		<b>Michele Beretta</b>		Frederik Schandorff		Lamborghini Huracan GT3 EVO	PRO	3	231.2	10	230.7	3	230.7	7	229.7	5	229.7	6	230.4
10	777	Olimp Racing		Marcin Jedlinski		<b>Karol Basz</b>		Mercedes AMG GT3 - 2020	PROAM	5	230.2	2	230.2	8	230.2	9	229.7	3	229.7	7	230.0
11	5	Olimp Racing		Stanislaw Jedlinski		<b>Krystian Korzeniowski</b>		Mercedes AMG GT3 - 2020	AM	3	229.7	9	229.2	3	229.2	6	228.8	4	228.8	8	229.2
12	17	HP Racing International		Gerhard Tweraser		<b>Jan Seyffert</b>		Lamborghini Huracan GT3 EVO	PROAM	6	229.7	3	229.2	6	229.2	7	229.2	11	229.2	12	229.3
13	8	Barone Rampante		Giuseppe Cipriani				Lamborghini Huracan GT3 EVO	AM	4	229.2	3	229.2	4	228.3	2	228.3	8	228.3	9	228.7
14	19	Vincenzo Sospiri Racing		<b>Baptiste Moulin</b>		Yuki Nemoto		Lamborghini Huracan GT3 EVO	PRO	4	228.3	8	228.3	9	227.8	3	227.8	7	227.8	10	228.0
15	24	A&P Racing Team PTT Tech Support		Maciej Blazek		<b>Mateusz Lisowski</b>		Porsche 991 GT3 Cup gen 2	CUPPA	1	227.3	4	226.8	5	226.4	6	226.4	7	226.4	10	226.7
16	26	Q1 by EMG Motorsport		<b>Maciej Darmetko</b>		Artur Janosz		Porsche 911 GT3 Cup gen 2	CUPPA	2	223.1	8	222.2	7	221.7	9	221.3	6	220.8	4	221.8
17	33	Alda Motorsport		Tomasz Magdziarz		<b>Daan Pijl</b>		Porsche 911 GT3 Cup gen 2	CUPPA	3	223.1	11	222.6	12	222.2	7	222.2	8	221.7	6	222.4
18	100	Alda Motorsport		<b>Jakub Dwernicki</b>		Jan Antoszewski		Porsche 911 GT3 Cup gen 2	CUPPA	4	221.7	4	220.4	5	220.4	6	220.4	7	219.9	3	220.5
19	44	Eugenio Pisani/CAME Racing Team		<b>Eugenio Pisani</b>		Stefano Bozzoni		Porsche 911 GT3 Cup gen 1	CUPPA	5	221.3	11	220.8	12	220.8	14	220.4	10	220.4	13	220.7
20	45	Mark Speakerwas/CAME Racing		<b>Mark Speakerwas</b>		Peter Karpi		Porsche 911 GT3 Cup gen 1	CUPAM	1	221.3	10	220.8	11	220.4	8	220.4	12	219.9	6	220.5



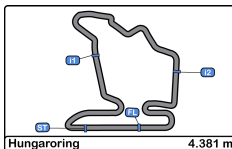


**Hungaroring**  
**International GT Open**  
**Qualifying - 2 Driver - 2**  
**Fastest Laps Sequence**



Lap	Time of Day	Session Time	Nº	Entrant/Team	Nat	Driver 1	Nat	Driver 2	Nat	Vehicle	Cat	Time	Km/h
2	9:03:46.152	3:46.152	17	HP Racing International		Gerhard Tweraser		<b>Jan Seyffert</b>		Lamborghini Huracan GT3 EVO	PROAM	<b>1:46.906</b>	147.5
2	9:04:04.809	4:04.809	8	Barone Rampante		Giuseppe Cipriani				Lamborghini Huracan GT3 EVO	AM	<b>1:45.628</b>	149.3
2	9:04:52.379	4:52.379	7	Inception Racing		<b>Brendan Iribe</b>		Ollie Millroy		McLaren 720 S GT3	PROAM	<b>1:45.098</b>	150.0
2	9:05:17.099	5:17.099	777	Olimp Racing		Marcin Jedlinski		<b>Karol Basz</b>		Mercedes AMG GT3 - 2020	PROAM	<b>1:43.841</b>	151.8
4	9:08:51.274	8:51.274	777	Olimp Racing		Marcin Jedlinski		<b>Karol Basz</b>		Mercedes AMG GT3 - 2020	PROAM	<b>1:43.700</b>	152.0
2	9:08:58.499	8:58.499	88	JP Motorsport		Patryk Krupinski		<b>Christian Klien</b>		McLaren 720 S GT3	PROAM	<b>1:43.640</b>	152.1
4	9:12:26.312	12:26.312	88	JP Motorsport		Patryk Krupinski		<b>Christian Klien</b>		McLaren 720 S GT3	PROAM	<b>1:43.124</b>	152.9
9	9:18:45.277	18:45.277	25	Kessel Racing		Michael Dinan		<b>Robby Foley</b>		Ferrari 488 GT3	PRO	<b>1:43.052</b>	153.0
8	9:22:10.392	22:10.392	77	Lechner Racing		<b>Benjamin Barker</b>		Andy Soucek		Porsche 911 GT3-R II 2019	PRO	<b>1:42.861</b>	153.3
7	9:24:32.865	24:32.865	88	JP Motorsport		Patryk Krupinski		<b>Christian Klien</b>		McLaren 720 S GT3	PROAM	<b>1:42.719</b>	153.5
8	9:26:15.568	26:15.568	88	JP Motorsport		Patryk Krupinski		<b>Christian Klien</b>		McLaren 720 S GT3	PROAM	<b>1:42.703</b>	153.5



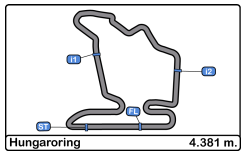


**Hungaroring**  
**International GT Open**  
**Qualifying - 2 Driver - 2**  
**Event Best Maximum Speed**



Nº	Entrant/Team	Nat	Driver 1	Nat	Driver 2	Nat	Vehicle	Cat	Km/h	Session
11	Reno Racing		Jens Reno Moller		Marcus Paverud		Honda NSX GT3 Evo	PROAM	234.2	Qualifying - 2 Driver - 2
47	AKM Motorsport		Gianluca Giraudi		Loris Spinelli		Mercedes AMG GT3 - 2020	PROAM	233.7	Qualifying - 2 Driver - 2
7	Inception Racing		Brendan Iribe		Ollie Millroy		McLaren 720 S GT3	PROAM	233.7	Qualifying - 2 Driver - 2
25	Kessel Racing		Michael Dinan		Robby Foley		Ferrari 488 GT3	PRO	233.2	Qualifying - 2 Driver - 2
77	Lechner Racing		Benjamin Barker		Andy Soucek		Porsche 911 GT3-R II 2019	PRO	232.7	Free Practice - 2
88	JP Motorsport		Patryk Krupinski		Christian Klien		McLaren 720 S GT3	PROAM	232.7	Qualifying - 2 Driver - 2
93	Baporo Motorsport		Daniel Diaz-Varela		Jaume Font		Mercedes AMG GT3 - 2020	AM	232.7	Qualifying - 2 Driver - 2
63	Vincenzo Sospiri Racing		Michele Beretta		Frederik Schandorff		Lamborghini Huracan GT3 EVO	PRO	232.2	Race - 1
14	AKM Motorsport		Marco Antonelli				Mercedes AMG GT3 - 2020	AM	231.7	Qualifying - 2 Driver - 2
777	Olimp Racing		Marcin Jedlinski		Karol Basz		Mercedes AMG GT3 - 2020	PROAM	230.2	Qualifying - 2 Driver - 2
5	Olimp Racing		Stanislaw Jedlinski		Krystian Korzeniowski		Mercedes AMG GT3 - 2020	AM	229.7	Free Practice - 2
17	HP Racing International		Gerhard Tweraser		Jan Seyffert		Lamborghini Huracan GT3 EVO	PROAM	229.7	Qualifying - 2 Driver - 2
8	Barone Rampante		Giuseppe Cipriani				Lamborghini Huracan GT3 EVO	AM	229.2	Qualifying - 2 Driver - 2
19	Vincenzo Sospiri Racing		Baptiste Moulin		Yuki Nemoto		Lamborghini Huracan GT3 EVO	PRO	228.8	Free Practice - 2
24	A&P Racing Team PTT Tech Support		Maciej Blazek		Mateusz Lisowski		Porsche 991 GT3 Cup gen 2	CUPPA	227.3	Qualifying - 2 Driver - 2
26	Q1 by EMG Motorsport		Maciej Darmetko		Artur Janosz		Porsche 911 GT3 Cup gen 2	CUPPA	223.1	Qualifying - 2 Driver - 2
33	Alda Motorsport		Tomasz Magdziarz		Daan Pijl		Porsche 911 GT3 Cup gen 2	CUPPA	223.1	Qualifying - 2 Driver - 2
100	Alda Motorsport		Jakub Dwernicki		Jan Antoszewski		Porsche 911 GT3 Cup gen 2	CUPPA	222.2	Free Practice - 2
45	Mark Speakerwas/CAME Racing Team		Mark Speakerwas		Peter Karpi		Porsche 911 GT3 Cup gen 1	CUPAM	221.3	Qualifying - 2 Driver - 2
44	Eugenio Pisani/CAME Racing Team		Eugenio Pisani		Stefano Bozzoni		Porsche 911 GT3 Cup gen 1	CUPPA	221.3	Qualifying - 2 Driver - 2





# Hungaroring International GT Open Qualifying - 2 Driver - 2 Pit Stop Analysis



**5** Stanislaw Jedlinski Mercedes AMG GT3 - 2020  
AM Krystian Korzeniowski Olimp Racing

N°	In Day Time	In Time	Out Time	Pit Time	T. Pit Time	Handicap	Penalty
1	9:09:24.679	9:09:24.679	9:16:21.354	6:56.675	6:56.675		
2	9:19:53.796	9:19:53.796	9:22:02.293	2:08.497	9:05.172		

**7** Brendan Iribe McLaren 720 S GT3  
PROAM Ollie Millroy Inception Racing

N°	In Day Time	In Time	Out Time	Pit Time	T. Pit Time	Handicap	Penalty
1	9:15:26.301	9:15:26.301	9:17:16.875	1:50.574	1:50.574		

**8** Giuseppe Cipriani Lamborghini Huracan GT3 EVO  
AM Barone Rampante

N°	In Day Time	In Time	Out Time	Pit Time	T. Pit Time	Handicap	Penalty
1	9:09:29.192	9:09:29.192	9:16:51.899	7:22.707	7:22.707		

**11** Jens Reno Moller Honda NSX GT3 Evo  
PROAM Marcus Paverud Reno Racing

N°	In Day Time	In Time	Out Time	Pit Time	T. Pit Time	Handicap	Penalty
1	9:13:52.521	9:13:52.521	9:18:00.365	4:07.844	4:07.844		

**14** Marco Antonelli Mercedes AMG GT3 - 2020  
AM AKM Motorsport

N°	In Day Time	In Time	Out Time	Pit Time	T. Pit Time	Handicap	Penalty
1	9:05:38.664	9:05:38.664	9:07:42.111	2:03.447	2:03.447		
2	9:14:56.554	9:14:56.554	9:21:22.515	6:25.961	8:29.408		

**17** Gerhard Tweraser Lamborghini Huracan GT3 EVO  
PROAM Jan Seyffert HP Racing International

N°	In Day Time	In Time	Out Time	Pit Time	T. Pit Time	Handicap	Penalty
1	9:05:34.668	9:05:34.668	9:06:44.674	1:10.006	1:10.006		
2	9:17:18.027	9:17:18.027	9:18:42.999	1:24.972	2:34.978		

**19** Baptiste Moulin Lamborghini Huracan GT3 EVO  
PRO Yuki Nemoto Vincenzo Sospiri Racing

N°	In Day Time	In Time	Out Time	Pit Time	T. Pit Time	Handicap	Penalty
1	9:10:41.655	9:10:41.655	9:16:12.873	5:31.218	5:31.218		

**24** Maciej Blazek Porsche 991 GT3 Cup gen 2  
CUPPA Mateusz Lisowski A&P Racing Team PTT Tech Support

N°	In Day Time	In Time	Out Time	Pit Time	T. Pit Time	Handicap	Penalty
1	9:14:36.043	9:14:36.043	9:20:27.649	5:51.606	5:51.606		

**25** Michael Dinan Ferrari 488 GT3  
PRO Robby Foley Kessel Racing

N°	In Day Time	In Time	Out Time	Pit Time	T. Pit Time	Handicap	Penalty
1	9:07:15.569	9:07:15.569	9:13:31.379	6:15.810	6:15.810		

**26** Maciej Darmetko Porsche 911 GT3 Cup gen 2  
CUPPA Artur Janosz Q1 by EMG Motorsport

N°	In Day Time	In Time	Out Time	Pit Time	T. Pit Time	Handicap	Penalty
1	9:08:48.739	9:08:48.739	9:14:56.969	6:08.230	6:08.230		

**33** Tomasz Magdziarz Porsche 911 GT3 Cup gen 2  
CUPPA Daan Pijl Alda Motorsport

N°	In Day Time	In Time	Out Time	Pit Time	T. Pit Time	Handicap	Penalty
1	9:15:21.462	9:15:21.462	9:22:24.504	7:03.042	7:03.042		

**44** Eugenio Pisani Porsche 911 GT3 Cup gen 1  
CUPPA Stefano Bozzoni Eugenio Pisani/CAME Racing Team

N°	In Day Time	In Time	Out Time	Pit Time	T. Pit Time	Handicap	Penalty
1	9:15:59.599	9:15:59.599	9:17:53.307	1:53.708	1:53.708		

**45** Mark Speakerwas Porsche 911 GT3 Cup gen 1  
CUPAM Peter Karpi Mark Speakerwas/CAME Racing Team

N°	In Day Time	In Time	Out Time	Pit Time	T. Pit Time	Handicap	Penalty
1	9:16:25.266	9:16:25.266	9:17:57.378	1:32.112	1:32.112		

**47** Gianluca Giraudi Mercedes AMG GT3 - 2020  
PROAM Loris Spinelli AKM Motorsport

N°	In Day Time	In Time	Out Time	Pit Time	T. Pit Time	Handicap	Penalty
1	9:15:12.974	9:15:12.974	9:20:11.567	4:58.593	4:58.593		

**63** Michele Beretta Lamborghini Huracan GT3 EVO  
PRO Frederik Schandorff Vincenzo Sospiri Racing

N°	In Day Time	In Time	Out Time	Pit Time	T. Pit Time	Handicap	Penalty
1	9:07:27.926	9:07:27.926	9:16:02.451	8:34.525	8:34.525		

**77** Benjamin Barker Porsche 911 GT3-R II 2019  
PRO Andy Soucek Lechner Racing

N°	In Day Time	In Time	Out Time	Pit Time	T. Pit Time	Handicap	Penalty
1	9:08:59.654	9:08:59.654	9:15:12.958	6:13.304	6:13.304		

**88** Patryk Krupinski McLaren 720 S GT3  
PROAM Christian Klien JP Motorsport

N°	In Day Time	In Time	Out Time	Pit Time	T. Pit Time	Handicap	Penalty
1	9:14:21.022	9:14:21.022	9:21:02.247	6:41.225	6:41.225		

**93** Daniel Diaz-Varela Mercedes AMG GT3 - 2020  
AM Jaime Font Baporo Motorsport

N°	In Day Time	In Time	Out Time	Pit Time	T. Pit Time	Handicap	Penalty
1	9:13:04.574	9:13:04.574	9:17:11.658	4:07.084	4:07.084		

**777** Marcin Jedlinski Mercedes AMG GT3 - 2020  
PROAM Karol Basz Olimp Racing

N°	In Day Time	In Time	Out Time	Pit Time	T. Pit Time	Handicap	Penalty
1	9:10:40.233	9:10:40.233	9:22:00.358	11:20.125	11:20.125		

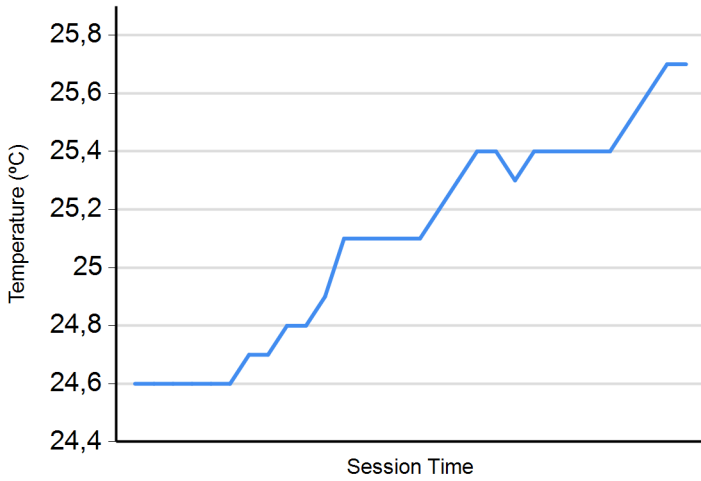




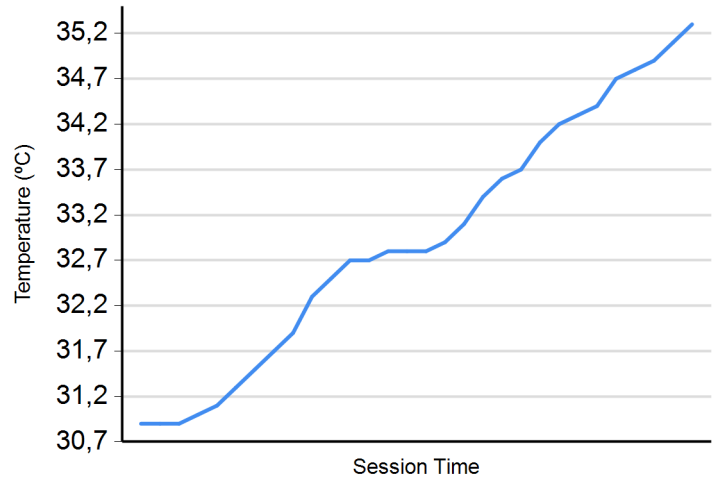
**Hungaroring**  
**International GT Open**  
**Qualifying - 2 Driver - 2**  
**Weather Report**



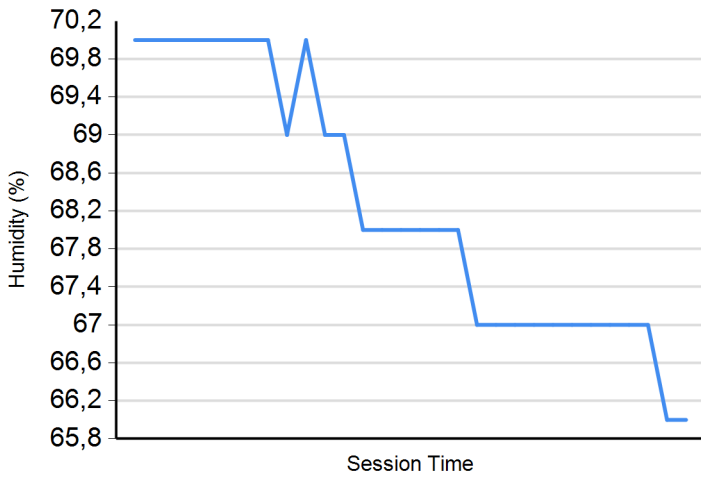
**Air Temperature**



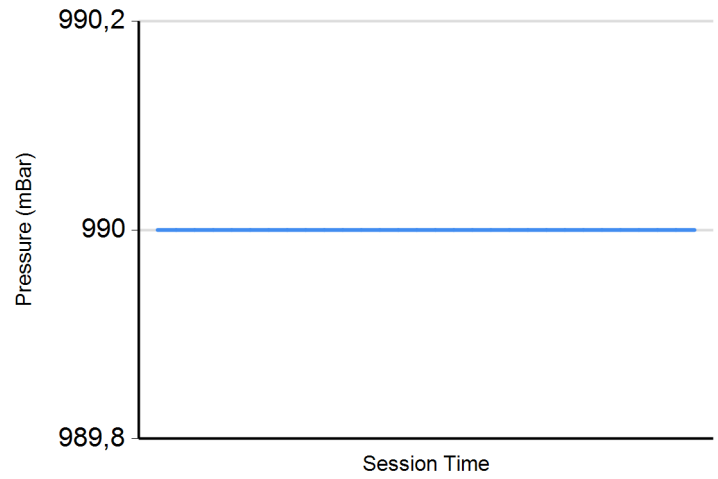
**Track Temperature**



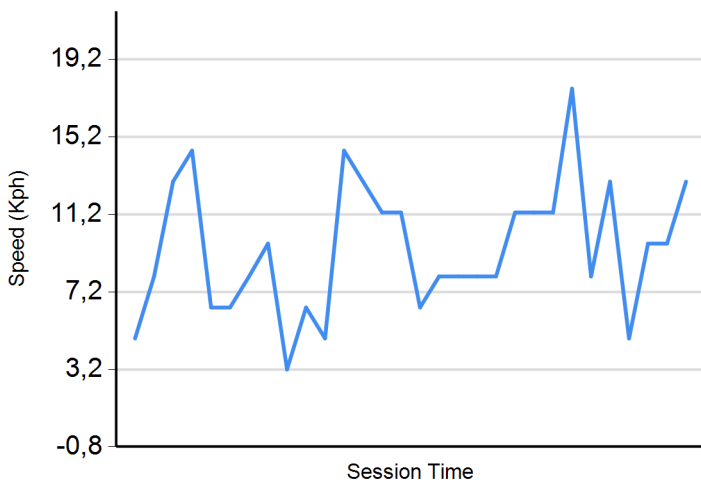
**Humidity**



**Pressure**



**Wind Speed**



**Wind direction**

North = 0°/360° Est = 90° South = 180° West = 270°

