

**Hungaroring**  
**International GT Open**  
**Qualifying - 1 Driver - 1**  
**Provisional Results**



Cls	Nº	Entrant/Team	Nat	Driver 1	Nat	Driver 2	Nat	Vehicle	Cat	Cls	Laps	Best	Time	Gap	Interval	Km/h
1	47	AKM Motorsport	ITA	Gianluca Giraudi	ITA	<b>Loris Spinelli</b>	ITA	Mercedes AMG GT3 - 2020	PROAM	1	13	11	1:42.688			153.5
2	63	Vincenzo Sospiri Racing	ITA	Michele Beretta	ITA	<b>Frederik Schandorff</b>	DNK	Lamborghini Huracan GT3 EVO	PRO	1	9	8	1:43.100	0.412	0.412	152.9
3	77	Lechner Racing	AUT	Benjamin Barker	GBR	<b>Andy Soucek</b>	ESP	Porsche 911 GT3-R II 2019	PRO	2	11	7	1:43.165	0.477	0.065	152.8
4	19	Vincenzo Sospiri Racing	ITA	Baptiste Moulin	BEL	<b>Yuki Nemoto</b>	JPN	Lamborghini Huracan GT3 EVO	PRO	3	10	8	1:43.603	0.915	0.438	152.2
5	7	Inception Racing	GBR	Brendan Iribe	USA	<b>Ollie Millroy</b>	GBR	McLaren 720 S GT3	PROAM	2	9	6	1:43.657	0.969	0.054	152.1
6	11	Reno Racing	DNK	Jens Reno Moller	DNK	<b>Marcus Paverud</b>	NOR	Honda NSX GT3 Evo	PROAM	3	13	12	1:43.832	1.144	0.175	151.8
7	17	HP Racing International	DEU	<b>Gerhard Tweraser</b>	AUT	Jan Seyffert	DEU	Lamborghini Huracan GT3 EVO	PROAM	4	10	8	1:44.230	1.542	0.398	151.3
8	777	Olimp Racing	POL	<b>Marcin Jedlinski</b>	POL	Karol Basz	POL	Mercedes AMG GT3 - 2020	PROAM	5	10	8	1:44.280	1.592	0.050	151.2
9	88	JP Motorsport	POL	<b>Patryk Krupinski</b>	POL	Christian Klien	AUT	McLaren 720 S GT3	PROAM	6	14	11	1:44.332	1.644	0.052	151.1
10	25	Kessel Racing	CHE	<b>Michael Dinan</b>	USA	Robby Foley	USA	Ferrari 488 GT3	PRO	4	17	15	1:44.535	1.847	0.203	150.8
11	93	Baporo Motorsport	ESP	<b>Daniel Diaz-Varela</b>	ESP	Jaume Font	ESP	Mercedes AMG GT3 - 2020	AM	1	13	4	1:44.930	2.242	0.395	150.3
12	14	AKM Motorsport	ITA	<b>Marco Antonelli</b>	ITA			Mercedes AMG GT3 - 2020	AM	2	12	10	1:44.974	2.286	0.044	150.2
13	8	Barone Rampante	ITA	Giuseppe Cipriani	ITA			Lamborghini Huracan GT3 EVO	AM	3	13	2	1:45.924	3.236	0.950	148.8
14	5	Olimp Racing	POL	<b>Stanislaw Jedlinski</b>	POL	Krystian Korzeniowski	POL	Mercedes AMG GT3 - 2020	AM	4	15	14	1:47.728	5.040	1.804	146.4
15	26	Q1 by EMG Motorsport	BEL	Maciej Darmetko	POL	<b>Artur Janosz</b>	POL	Porsche 911 GT3 Cup gen 2	CUPPA	1	5	4	1:49.981	7.293	2.253	143.4
16	33	Alda Motorsport	POL	<b>Tomasz Magdziarz</b>	POL	Daan Pijl	NLD	Porsche 911 GT3 Cup gen 2	CUPPA	2	13	11	1:50.725	8.037	0.744	142.4
17	100	Alda Motorsport	POL	Jakub Dwernicki	POL	<b>Jan Antoszewski</b>	POL	Porsche 911 GT3 Cup gen 2	CUPPA	3	7	5	1:51.201	8.513	0.476	141.8
18	24	A&P Racing Team PTT Tech Support	POL	<b>Maciej Blazek</b>	POL	Mateusz Lisowski	POL	Porsche 991 GT3 Cup gen 2	CUPPA	4	11	5	1:51.243	8.555	0.042	141.7
19	45	Mark Speakerwas/CAME Racing	ITA	Mark Speakerwas	ITA	<b>Peter Karpi</b>	HUN	Porsche 911 GT3 Cup gen 1	CUPAM	1	13	12	1:52.986	10.298	1.743	139.5
20	44	Eugenio Pisani/CAME Racing Team	ITA	Eugenio Pisani	ITA	<b>Stefano Bozzoni</b>	ITA	Porsche 911 GT3 Cup gen 1	CUPPA	5	14	12	1:55.966	13.278	2.980	136.0

**\* PENALTIES**

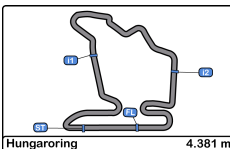
- CAR 88 TIME 1:46.593 DELETED TRACK LIMITS AT T 11 - TIME 1:52.445 DELETED TRACK LIMITS AT T 11
- CAR 63 TIME 1:45.557 DELETED TRACK LIMITS AT T 4
- CAR 33 TIME 2:17.179 DELETED TRACK LIMITS AT T 4 - TIME 1:54.966 DELETED TRACK LIMITS AT T 4 - TIME 1:54.582 DELETED TRACK LIMITS AT T 11
- CAR 77 TIME 1:48.869 DELETED TRACK LIMITS AT T 4
- CAR 26 TIME 1:51.903 DELETED TRACK LIMITS AT T 4
- CAR 47 TIME 1:45.848 DELETED TRACK LIMITS AT T 11
- CAR 11 TIME 1:43.913 DELETED TRACK LIMITS AT T 11 - TIME 1:44.651 DELETED TRACK LIMITS AT T 11 - TIME 1:44.953 DELETED TRACK LIMITS AT T 11
- CAR 8 TIME 6:35.938 DELETED TRACK LIMITS AT T 11 - TIME 1:46.093 DELETED TRACK LIMITS AT T 11 - TIME 2:35.724 DELETED TRACK LIMITS AT T 4
- CAR 17 TIME 1:45.026 DELETED TRACK LIMITS AT T 11
- CAR 24 TIME 1:51.965 DELETED TRACK LIMITS AT T 11
- CAR 77 TIME 1:59.324 DELETED TRACK LIMITS AT T 11
- CAR 14 - SPEEDING IN THE PIT LANE - FINE PENALTY art 19.7 sport regs

Published at:.....

Track Temp: **40.6 °C** Air Temp: **25.6 °C** Humidity: **44 %** Track Status: **DRY**

<b>Stewards:</b>	<b>Race Director:</b>	<b>Timekeeper:</b> Luis Angel Garcia Nuñez JOB/I-0020-ESP
------------------	-----------------------	--





**Hungaroring**  
**International GT Open**  
**Qualifying - 1 Driver - 1**  
**Provisional Results by Category**



Cls	Nº	Entrant/Team	Nat	Driver 1	Nat	Driver 2	Nat	Vehicle	Cat	Cls	Laps	Best	Time	Gap	Interval	Km/h
<b>PRO</b>																
1	63	Vincenzo Sospiri Racing	ITA	Michele Beretta	ITA	<b>Frederik Schandorff</b>	DNK	Lamborghini Huracan GT3 EVO	PRO	1	9	8	1:43.100			152.9
2	77	Lechner Racing	AUT	Benjamin Barker	GBR	<b>Andy Soucek</b>	ESP	Porsche 911 GT3-R II 2019	PRO	2	11	7	1:43.165	0.065	0.065	152.8
3	19	Vincenzo Sospiri Racing	ITA	Baptiste Moulin	BEL	<b>Yuki Nemoto</b>	JPN	Lamborghini Huracan GT3 EVO	PRO	3	10	8	1:43.603	0.503	0.438	152.2
4	25	Kessel Racing	CHE	<b>Michael Dinan</b>	USA	Robby Foley	USA	Ferrari 488 GT3	PRO	4	17	15	1:44.535	1.435	0.932	150.8
<b>PROAM</b>																
1	47	AKM Motorsport	SVK	Gianluca Giraudi	ITA	<b>Loris Spinelli</b>	ITA	Mercedes AMG GT3 - 2020	PROAM	1	13	11	1:42.688			153.5
2	7	Inception Racing	GBR	Brendan Iribe	USA	<b>Ollie Millroy</b>	GBR	McLaren 720 S GT3	PROAM	2	9	6	1:43.657	0.969	0.969	152.1
3	11	Reno Racing	DNK	Jens Reno Moller	DNK	<b>Marcus Paverud</b>	NOR	Honda NSX GT3 Evo	PROAM	3	13	12	1:43.832	1.144	0.175	151.8
4	17	HP Racing International	DEU	<b>Gerhard Tweraser</b>	AUT	Jan Seyffert	DEU	Lamborghini Huracan GT3 EVO	PROAM	4	10	8	1:44.230	1.542	0.398	151.3
5	777	Olimp Racing	POL	<b>Marcin Jedlinski</b>	POL	Karol Basz	POL	Mercedes AMG GT3 - 2020	PROAM	5	10	8	1:44.280	1.592	0.050	151.2
6	88	JP Motorsport	POL	<b>Patryk Krupinski</b>	POL	Christian Klien	AUT	McLaren 720 S GT3	PROAM	6	14	11	1:44.332	1.644	0.052	151.1
<b>AM</b>																
1	93	Baporo Motorsport	ESP	<b>Daniel Diaz-Varela</b>	ESP	Jaume Font	ESP	Mercedes AMG GT3 - 2020	AM	1	13	4	1:44.930			150.3
2	14	AKM Motorsport	SVK	<b>Marco Antonelli</b>	ITA			Mercedes AMG GT3 - 2020	AM	2	12	10	1:44.974	0.044	0.044	150.2
3	8	Barone Rampante	ITA	Giuseppe Cipriani	ITA			Lamborghini Huracan GT3 EVO	AM	3	13	2	1:45.924	0.994	0.950	148.8
4	5	Olimp Racing	POL	<b>Stanislaw Jedlinski</b>	POL	Krystian Korzeniowski	POL	Mercedes AMG GT3 - 2020	AM	4	15	14	1:47.728	2.798	1.804	146.4
<b>CUPPA</b>																
1	26	Q1 by EMG Motorsport	BEL	Maciej Darnetko	POL	<b>Artur Janosz</b>	POL	Porsche 911 GT3 Cup gen 2	CUPPA	1	5	4	1:49.981			143.4
2	33	Alda Motorsport	POL	<b>Tomasz Magdziarz</b>	POL	Daan Pijl	NLD	Porsche 911 GT3 Cup gen 2	CUPPA	2	13	11	1:50.725	0.744	0.744	142.4
3	100	Alda Motorsport	POL	Jakub Dwernicki	POL	<b>Jan Antoszewski</b>	POL	Porsche 911 GT3 Cup gen 2	CUPPA	3	7	5	1:51.201	1.220	0.476	141.8
4	24	A&P Racing Team PTT Tech Support	POL	<b>Maciej Blazek</b>	POL	Mateusz Lisowski	POL	Porsche 991 GT3 Cup gen 2	CUPPA	4	11	5	1:51.243	1.262	0.042	141.7
5	44	Eugenio Pisani/CAME Racing Team	ITA	Eugenio Pisani	ITA	<b>Stefano Bozzoni</b>	ITA	Porsche 911 GT3 Cup gen 1	CUPPA	5	14	12	1:55.966	5.985	4.723	136.0
<b>CUPAM</b>																
1	45	Mark Speakerwas/CAME Racing	ITA	Mark Speakerwas	ITA	<b>Peter Karpi</b>	HUN	Porsche 911 GT3 Cup gen 1	CUPAM	1	13	12	1:52.986			139.5

**\* PENALTIES**

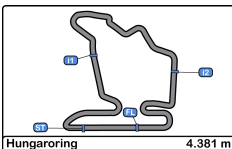
CAR 88 TIME 1:46.593 DELETED TRACK LIMITS AT T 11 - TIME 1:52.445 DELETED TRACK LIMITS AT T 11  
 CAR 63 TIME 1:45.557 DELETED TRACK LIMITS AT T 4  
 CAR 33 TIME 2:17.179 DELETED TRACK LIMITS AT T 4 - TIME 1:54.966 DELETED TRACK LIMITS AT T 4 - TIME 1:54.582 DELETED TRACK LIMITS AT T 11  
 CAR 77 TIME 1:48.869 DELETED TRACK LIMITS AT T 4  
 CAR 26 TIME 1:51.903 DELETED TRACK LIMITS AT T 4

Published at:.....

Track Temp: **40.6 °C** Air Temp: **25.6 °C** Humidity: **44 %** Track Status: **DRY**

<b>Stewards:</b>	<b>Race Director:</b>	<b>Timekeeper:</b> Luis Angel Garcia Nuñez JOB/I-0020-ESP
------------------	-----------------------	--





**Hungaroring**  
**International GT Open**  
**Qualifying - 1 Driver - 1**  
**Provisional Results by Category**



Hungaroring 4.381 m.

- CAR 47 TIME 1:45.848 DELETED TRACK LIMITS AT T 11
- CAR 11 TIME 1:43.913 DELETED TRACK LIMITS AT T 11 - TIME 1:44.651 DELETED TRACK LIMITS AT T 11 - TIME 1:44.953 DELETED TRACK LIMITS AT T 11
- CAR 8 TIME 6:35.938 DELETED TRACK LIMITS AT T 11 - TIME 1:46.093 DELETED TRACK LIMITS AT T 11 - TIME 2:35.724 DELETED TRACK LIMITS AT T 4
- CAR 17 TIME 1:45.026 DELETED TRACK LIMITS AT T 11
- CAR 24 TIME 1:51.965 DELETED TRACK LIMITS AT T 11
- CAR 77 TIME 1:59.324 DELETED TRACK LIMITS AT T 11
- CAR 14 - SPEEDING IN THE PIT LANE - FINE PENALTY art 19.7 sport regs

Published at:.....

Track Temp: **40.6 °C** Air Temp: **25.6 °C** Humidity: **44 %** Track Status: **DRY**

**Stewards:**

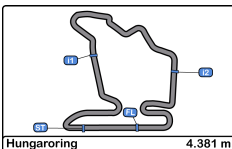
**Race Director:**

**Timekeeper:**

Luís Angel García Nuñez

JOB/I-0020-ESP





**Hungaroring**  
**International GT Open**  
**Qualifying - 1 Driver - 1**  
**Provisional Results by Class**



Cls	Nº	Entrant/Team	Nat	Driver 1	Nat	Driver 2	Nat	Vehicle	Cat	Cls	Laps	Best	Time	Gap	Interval	Km/h
<b>International GT Open</b>																
1	47	AKM Motorsport	ITA	Gianluca Giraudi	ITA	<b>Loris Spinelli</b>	ITA	Mercedes AMG GT3 - 2020	PROAM	1	13	11	<b>1:42.688</b>			153.5
2	63	Vincenzo Sospiri Racing	ITA	Michele Beretta	ITA	<b>Frederik Schandorff</b>	DNK	Lamborghini Huracan GT3 EVO	PRO	1	9	8	<b>1:43.100</b>	0.412	0.412	152.9
3	77	Lechner Racing	AUT	Benjamin Barker	GBR	<b>Andy Soucek</b>	DNK	Porsche 911 GT3-R II 2019	PRO	2	11	7	<b>1:43.165</b>	0.477	0.065	152.8
4	19	Vincenzo Sospiri Racing	ITA	Baptiste Moulin	BEL	<b>Yuki Nemoto</b>	JPN	Lamborghini Huracan GT3 EVO	PRO	3	10	8	<b>1:43.603</b>	0.915	0.438	152.2
5	7	Inception Racing	GBR	Brendan Iribe	USA	<b>Ollie Millroy</b>	GBR	McLaren 720 S GT3	PROAM	2	9	6	<b>1:43.657</b>	0.969	0.054	152.1
6	11	Reno Racing	DNK	Jens Reno Moller	DNK	<b>Marcus Paverud</b>	NOR	Honda NSX GT3 Evo	PROAM	3	13	12	<b>1:43.832</b>	1.144	0.175	151.8
7	17	HP Racing International	DEU	<b>Gerhard Tweraser</b>	AUT	Jan Seyffert	DEU	Lamborghini Huracan GT3 EVO	PROAM	4	10	8	<b>1:44.230</b>	1.542	0.398	151.3
8	777	Olimp Racing	POL	<b>Marcin Jedlinski</b>	POL	Karol Basz	POL	Mercedes AMG GT3 - 2020	PROAM	5	10	8	<b>1:44.280</b>	1.592	0.050	151.2
9	88	JP Motorsport	POL	<b>Patryk Krupinski</b>	POL	Christian Klien	AUT	McLaren 720 S GT3	PROAM	6	14	11	<b>1:44.332</b>	1.644	0.052	151.1
10	25	Kessel Racing	CHE	<b>Michael Dinan</b>	USA	Robby Foley	USA	Ferrari 488 GT3	PRO	4	17	15	<b>1:44.535</b>	1.847	0.203	150.8
11	93	Baporo Motorsport	ESP	<b>Daniel Diaz-Varela</b>	ESP	Jaume Font	ESP	Mercedes AMG GT3 - 2020	AM	1	13	4	<b>1:44.930</b>	2.242	0.395	150.3
12	14	AKM Motorsport	ITA	<b>Marco Antonelli</b>	ITA			Mercedes AMG GT3 - 2020	AM	2	12	10	<b>1:44.974</b>	2.286	0.044	150.2
13	8	Barone Rampante	ITA	Giuseppe Cipriani	ITA			Lamborghini Huracan GT3 EVO	AM	3	13	2	<b>1:45.924</b>	3.236	0.950	148.8
14	5	Olimp Racing	POL	<b>Stanislaw Jedlinski</b>	POL	Krystian Korzeniowski	POL	Mercedes AMG GT3 - 2020	AM	4	15	14	<b>1:47.728</b>	5.040	1.804	146.4
<b>GT Open Cup Europe</b>																
1	26	Q1 by EMG Motorsport	BEL	Maciej Darmetko	POL	<b>Artur Janosz</b>	POL	Porsche 911 GT3 Cup gen 2	CUPPA	1	5	4	<b>1:49.981</b>			143.4
2	33	Alda Motorsport	POL	<b>Tomasz Magdziarz</b>	POL	Daan Pijl	NLD	Porsche 911 GT3 Cup gen 2	CUPPA	2	13	11	<b>1:50.725</b>	0.744	0.744	142.4
3	100	Alda Motorsport	POL	Jakub Dwernicki	POL	<b>Jan Antoszewski</b>	POL	Porsche 911 GT3 Cup gen 2	CUPPA	3	7	5	<b>1:51.201</b>	1.220	0.476	141.8
4	24	A&P Racing Team PTT Tech Support	POL	<b>Maciej Blazek</b>	POL	Mateusz Lisowski	POL	Porsche 991 GT3 Cup gen 2	CUPPA	4	11	5	<b>1:51.243</b>	1.262	0.042	141.7
5	45	Mark Speakerwas/CAME Racing	ITA	Mark Speakerwas	ITA	<b>Peter Karpí</b>	HUN	Porsche 911 GT3 Cup gen 1	CUPAM	1	13	12	<b>1:52.986</b>	3.005	1.743	139.5
6	44	Eugenio Pisani/CAME Racing Team	ITA	Eugenio Pisani	ITA	<b>Stefano Bozzoni</b>	ITA	Porsche 911 GT3 Cup gen 1	CUPPA	5	14	12	<b>1:55.966</b>	5.985	2.980	136.0

**\* PENALTIES**

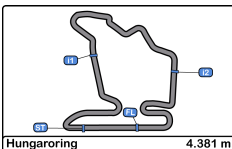
- CAR 88 TIME 1:46.593 DELETED TRACK LIMITS AT T 11 - TIME 1:52.445 DELETED TRACK LIMITS AT T 11
- CAR 63 TIME 1:45.557 DELETED TRACK LIMITS AT T 4
- CAR 33 TIME 2:17.179 DELETED TRACK LIMITS AT T 4 - TIME 1:54.966 DELETED TRACK LIMITS AT T 4 - TIME 1:54.582 DELETED TRACK LIMITS AT T 11
- CAR 77 TIME 1:48.869 DELETED TRACK LIMITS AT T 4
- CAR 26 TIME 1:51.903 DELETED TRACK LIMITS AT T 4
- CAR 47 TIME 1:45.848 DELETED TRACK LIMITS AT T 11
- CAR 11 TIME 1:43.913 DELETED TRACK LIMITS AT T 11 - TIME 1:44.651 DELETED TRACK LIMITS AT T 11 - TIME 1:44.953 DELETED TRACK LIMITS AT T 11
- CAR 8 TIME 6:35.938 DELETED TRACK LIMITS AT T 11 - TIME 1:46.093 DELETED TRACK LIMITS AT T 11 - TIME 2:35.724 DELETED TRACK LIMITS AT T 4
- CAR 17 TIME 1:45.026 DELETED TRACK LIMITS AT T 11

Published at:.....

Track Temp: **40.6 °C** Air Temp: **25.6 °C** Humidity: **44 %** Track Status: **DRY**

<b>Stewards:</b>	<b>Race Director:</b>	<b>Timekeeper:</b> Luis Angel Garcia Nunez JOB/I-0020-ESP
------------------	-----------------------	--





**Hungaroring**  
**International GT Open**  
**Qualifying - 1 Driver - 1**  
**Provisional Results by Class**



CAR 24 TIME 1:51.965 DELETED TRACK LIMITS AT T 11

CAR 77 TIME 1:59.324 DELETED TRACK LIMITS AT T 11

CAR 14 - SPEEDING IN THE PIT LANE - FINE PENALTY art 19.7 sport regs

Published at:.....

Track Temp: **40.6 °C** Air Temp: **25.6 °C** Humidity: **44 %** Track Status: **DRY**

**Stewards:**

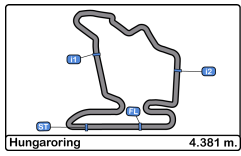
**Race Director:**

**Timekeeper:**

Luís Angel García Nuñez

JOB/I-0020-ESP





**Hungaroring**  
**International GT Open**  
**Qualifying - 1 Driver - 1**  
**Lap Analysis**



**5** Stanislaw Jedlinski Mercedes AMG GT3 - 2020 **11** Jens Reno Moller Honda NSX GT3 Evo

AM Krystian Korzeniewski Olimp Racing PROAM Marcus Paverud Reno Racing

Lap	D	Time	Sector 1	Sector 2	Sector 3	T. Spd	Elapsed	Lap	D	Time	Sector 1	Sector 2	Sector 3	T. Spd	Elapsed
1	1	10:17:57.140	10:16:42.576	43.286	31.278		10:17:57.140	1	2	10:17:02.408	10:15:51.276	40.574	30.558		10:17:02.408
2	1	1:53.624	39.117	42.499	32.008	222.2	10:19:50.764	2	2	1:47.897	38.188	39.683	30.026	228.3	10:18:50.305
3	1	1:53.423	38.516	41.788	33.119	224.0	10:21:44.187	3	2	1:53.207 P	38.754	40.169	34.284	227.8	10:20:43.512
4	1	1:57.276	40.769	45.549	30.958	227.3	10:23:41.463	4	2	2:45.703	1:32.851	42.632	30.220		10:23:29.215
5	1	1:52.249	40.095	41.455	30.699	223.1	10:25:33.712	5	2	1:46.165	37.346	39.148	29.671	228.8	10:25:15.380
6	1	1:52.438	38.653	43.060	30.725	224.0	10:27:26.150	6	2	<del>1:44.953</del>	37.182	38.320	29.451	227.8	10:27:00.333
7	1	1:49.776	38.425	40.947	30.404	224.5	10:29:15.926	7	2	<del>1:44.654</del>	37.094	38.229	29.328	228.3	10:28:44.984
8	1	1:49.364	38.422	40.623	30.319	225.4	10:31:05.290	8	2	1:44.526	37.109	38.089	29.328	228.3	10:30:29.510
9	1	1:49.391	38.277	40.623	30.491	224.5	10:32:54.681	9	2	1:54.209 P	38.919	39.537	35.753	227.3	10:32:23.719
10	1	2:00.100 P	38.474	43.719	37.907	224.0	10:34:54.781	10	2	5:17.198	4:03.435	41.673	32.090		10:37:40.917
11	1	4:13.681	3:01.881	41.553	30.247		10:39:08.462	11	2	<del>1:43.913</del>	36.864	38.113	28.936	230.2	10:39:24.830
12	1	1:47.811	37.949	39.753	30.109	224.5	10:40:56.273	12	2	1:43.832	36.988	37.882	28.962	230.2	10:41:08.662
13	1	1:48.825	38.428	40.174	30.223	225.0	10:42:45.098	13	2	1:47.882 P	37.098	38.022	32.762	230.2	10:42:56.544
14	1	1:47.728	38.168	39.591	29.969	224.5	10:44:32.826								
15	1	2:08.693 P	38.353	46.926	43.414	224.0	10:46:41.519								

**7** Brendan Iribe McLaren 720 S GT3 **14** Marco Antonelli Mercedes AMG GT3 - 2020

PROAM Ollie Millroy Inception Racing AM AKM Motorsport

Lap	D	Time	Sector 1	Sector 2	Sector 3	T. Spd	Elapsed	Lap	D	Time	Sector 1	Sector 2	Sector 3	T. Spd	Elapsed
1	1	10:18:39.122	10:17:23.370	41.659	34.093		10:18:39.122	1	1	10:19:22.448	10:18:04.567	47.945	29.936		10:19:22.448
2	1	1:44.670	37.738	37.949	28.983	226.4	10:20:23.792	2	1	1:44.978	37.326	38.726	28.926	228.8	10:21:07.426
3	2	1:43.916	37.005	38.046	28.865	229.2	10:22:07.708	3	1	1:45.197	37.476	38.626	29.095	230.2	10:22:52.623
4	2	1:48.045 P	36.947	38.246	32.852	229.7	10:23:55.753	4	1	1:45.132	37.278	38.614	29.240	228.8	10:24:37.755
5	2	9:10.557	7:55.130	39.390	36.037		10:33:06.310	5	1	1:45.474	37.420	38.843	29.211	226.8	10:26:23.229
6	2	1:43.657	37.065	37.656	28.936	227.8	10:34:49.967	6	1	2:05.318 P	42.474	43.691	39.153	225.0	10:28:28.547
7	2	1:48.583	36.970	37.968	33.645	228.3	10:36:38.550	7	1	7:39.473	6:23.679	39.146	36.648		10:36:08.020
8	2	2:06.391	49.770	45.980	30.641	168.2	10:38:44.941	8	1	1:45.182	37.390	38.665	29.127	228.3	10:37:53.202
9	2	1:48.691 P	36.972	38.364	33.355	228.8	10:40:33.632	9	1	1:45.053	37.166	38.628	29.259	228.8	10:39:38.255
								10	1	1:44.974	37.159	38.538	29.277	229.2	10:41:23.229
								11	1	1:55.145	37.191	38.909	39.045	228.3	10:43:18.374
								12	1	2:19.152 P	37.611	51.900	49.641	228.3	10:45:37.526

**8** Giuseppe Cipriani Lamborghini Huracan GT3 EVO **17** Gerhard Tweraser Lamborghini Huracan GT3 EVO

AM Barone Rampante PROAM Jan Seyffert HP Racing International

Lap	D	Time	Sector 1	Sector 2	Sector 3	T. Spd	Elapsed	Lap	D	Time	Sector 1	Sector 2	Sector 3	T. Spd	Elapsed
1		10:17:26.896	10:16:15.310	41.283	30.303		10:17:26.896	1	1	10:18:44.826	10:17:29.656	40.066	35.104		10:18:44.826
2		1:45.924	37.806	38.816	29.302	225.4	10:19:12.820	2	1	1:46.222	37.781	39.138	29.303	226.4	10:20:31.048
3		1:46.699	37.695	39.308	29.696	224.5	10:20:59.519	3	1	1:44.982	37.153	38.770	29.059	226.4	10:22:16.030
4		1:51.107 P	37.393	38.971	34.743	226.4	10:22:50.626	4	1	1:44.667	37.024	38.409	29.234	227.3	10:24:00.697
5		<del>2:35.724</del>	1:26.089	39.650	29.985		10:25:26.350	5	1	1:56.956 P	37.056	41.099	38.801	226.4	10:25:57.653
6		1:46.193	37.590	39.020	29.583	224.5	10:27:12.543	6	1	3:33.664	2:25.460	39.097	29.107		10:29:31.317
7		<del>4:46.093</del>	37.362	38.993	29.738	225.0	10:28:58.636	7	1	1:44.362	37.147	38.318	28.897	225.4	10:31:15.679
8		1:58.649 P	38.385	42.733	37.531	226.4	10:30:57.285	8	1	1:44.230	37.146	38.149	28.935	225.9	10:32:59.909
9		<del>6:35.938</del>	5:26.533	39.339	30.066		10:37:33.223	9	1	<del>4:45.026</del>	37.083	38.511	29.432	226.4	10:34:44.935
10		1:46.181	37.634	38.606	29.941	225.4	10:39:19.404	10	1	1:56.021 P	37.246	40.352	38.423	226.4	10:36:40.956
11		1:46.512	37.374	39.011	30.127	226.4	10:41:05.916								
12		1:52.183	37.554	43.951	30.678	225.0	10:42:58.099								
13		1:53.306 P	37.581	39.408	36.317	224.5	10:44:51.405								





**Hungaroring**  
**International GT Open**  
**Qualifying - 1 Driver - 1**  
**Lap Analysis**



19							33								
Baptiste Moulin			Lamborghini Huracan GT3 EVO				Tomasz Magdziarz			Porsche 911 GT3 Cup gen 2					
PRO		Yuki Nemoto		Vincenzo Sospiri Racing			CUPPA		Daan Pijl		Alda Motorsport				
Lap	D	Time	Sector 1	Sector 2	Sector 3	T. Spd	Elapsed	Lap	D	Time	Sector 1	Sector 2	Sector 3	T. Spd	Elapsed
1	2	10:18:15.964	10:16:56.269	42.800	36.895		10:18:15.964	1	1	10:18:27.969	10:16:57.762	52.364	37.843		10:18:27.969
2	2	1:44.213	37.567	37.841	28.805	224.5	10:20:00.177	2	1	<del>2:47.179</del>	53.343	49.684	34.152	192.1	10:20:45.148
3	2	1:44.163	37.281	37.754	29.128	225.4	10:21:44.340	3	1	1:57.787	42.262	44.007	31.518	217.7	10:22:42.935
4	2	1:43.996	37.173	37.908	28.915	228.3	10:23:28.336	4	1	<del>1:54.582</del>	40.565	42.541	31.476	218.6	10:24:37.517
5	2	1:52.742 P	39.568	39.234	33.940	190.1	10:25:21.078	5	1	1:53.387	40.031	42.290	31.066	218.1	10:26:30.904
6	2	13:58.594	12:50.468	38.432	29.694		10:39:19.672	6	1	1:52.445	39.962	41.315	31.168	219.0	10:28:23.349
7	2	1:48.223	37.515	41.027	29.681	226.4	10:41:07.895	7	1	<del>1:54.966</del>	39.790	42.381	32.795	219.0	10:30:18.315
8	2	<b>1:43.603</b>	<b>37.034</b>	37.865	<b>28.704</b>	225.0	10:42:51.498	8	1	2:00.660 P	40.001	42.103	38.556	218.6	10:32:18.975
9	2	1:43.720	37.158	<b>37.741</b>	28.821	225.4	10:44:35.218	9	1	3:40.868	2:21.965	46.730	32.173		10:35:59.843
10	2	1:56.187 P	37.153	39.877	39.157	224.0	10:46:31.405	10	1	1:54.601	40.377	41.510	32.714	218.1	10:37:54.444
24							44								
Maciej Blazek			Porsche 991 GT3 Cup gen 2				Eugenio Pisani			Porsche 911 GT3 Cup gen 1					
CUPPA		Mateusz Lisowski		A&P Racing Team PTT Tech			CUPPA		Stefano Bozzoni		Eugenio Pisani/CAME Racing				
Lap	D	Time	Sector 1	Sector 2	Sector 3	T. Spd	Elapsed	Lap	D	Time	Sector 1	Sector 2	Sector 3	T. Spd	Elapsed
1	1	10:21:17.761	10:19:49.241	50.205	38.315		10:21:17.761	1	2	10:18:25.839	10:16:46.553	59.406	39.880		10:18:25.839
2	1	1:52.202	39.618	41.677	<b>30.907</b>	223.6	10:23:09.963	2	2	2:21.591 P	53.576	47.034	40.981	124.1	10:20:47.430
3	1	<del>1:51.965</del>	39.440	41.295	31.230	225.0	10:25:01.928	3	2	2:57.406	1:37.369	46.898	33.139		10:23:44.836
4	1	1:51.666	39.266	41.330	31.070	224.5	10:26:53.594	4	2	1:56.503	41.125	43.262	32.116	216.4	10:25:41.339
5	1	<b>1:51.243</b>	<b>39.007</b>	41.174	31.062	225.0	10:28:44.837	5	2	1:57.358	<b>40.862</b>	43.740	32.756	215.1	10:27:38.697
6	1	1:51.796	39.426	<b>41.068</b>	31.302	224.5	10:30:36.633	6	2	2:08.859	41.959	52.260	34.640	213.8	10:29:47.556
7	1	1:52.173	39.183	41.699	31.291	225.0	10:32:28.806	7	2	1:56.280	41.103	<b>42.990</b>	32.187	214.7	10:31:43.836
8	1	1:51.741	39.355	41.265	31.121	224.5	10:34:20.547	8	2	2:25.052	49.628	47.031	48.393	215.5	10:34:08.888
9	1	2:04.020 P	43.115	43.881	37.024	225.0	10:36:24.567	9	2	2:27.295	1:01.807	53.286	32.202	109.3	10:36:36.183
10	1	3:53.126	2:37.157	41.864	34.105		10:40:17.693	10	2	1:57.670	41.260	43.130	33.280	215.1	10:38:33.853
11	1	1:56.695 P	39.583	41.708	35.404	225.4	10:42:14.388	11	2	1:58.379	41.870	44.502	32.007	214.7	10:40:32.232
25							45								
Michael Dinan			Ferrari 488 GT3				Mark Speakerwas			Porsche 911 GT3 Cup gen 1					
PRO		Robby Foley		Kessel Racing			CUPAM		Peter Karpi		Mark Speakerwas/CAME Racing				
Lap	D	Time	Sector 1	Sector 2	Sector 3	T. Spd	Elapsed	Lap	D	Time	Sector 1	Sector 2	Sector 3	T. Spd	Elapsed
1	1	10:16:56.288	10:15:45.949	40.564	29.775		10:16:56.288	1	2	10:17:38.145	10:16:14.151	49.675	34.319		10:17:38.145
2	1	2:03.509	37.978	52.598	32.933	228.8	10:18:59.797	2	2	2:01.628	43.071	45.057	33.500	210.9	10:19:39.773
3	1	1:47.763	37.901	40.103	29.759	227.8	10:20:47.560	3	2	1:58.689	41.527	44.461	32.701	212.1	10:21:38.462
4	1	1:46.160	38.047	38.734	29.379	231.2	10:22:33.720	4	2	2:08.606 P	43.984	45.554	39.068	214.2	10:23:47.068
5	1	1:47.857	37.692	39.801	30.364	228.8	10:24:21.577	5	2	5:07.522	3:43.666	51.005	32.851		10:28:54.590
6	1	1:46.896	37.637	39.644	29.615	226.8	10:26:08.473	6	2	1:56.078	40.963	42.978	32.137	214.2	10:30:50.668
7	1	1:53.809 P	37.694	39.773	36.342	227.8	10:28:02.282	7	2	1:53.326	40.298	41.720	<b>31.308</b>	213.8	10:32:43.994
8	1	3:22.945	2:13.555	39.329	30.061		10:31:25.227	8	2	1:53.886	40.064	42.514	31.308	215.1	10:34:37.880
9	1	1:45.083	37.331	38.703	<b>29.049</b>	227.8	10:33:10.310	9	2	1:53.361	40.114	41.860	31.387	217.3	10:36:31.241
10	1	1:44.627	37.190	<b>38.126</b>	29.311	229.2	10:34:54.937	10	2	2:03.193	43.027	43.505	36.661	217.3	10:38:34.434
11	1	1:48.966	<b>37.070</b>	41.070	30.826	229.7	10:36:43.903	11	2	1:53.068	40.035	<b>41.659</b>	31.374	217.3	10:40:27.502
12	1	1:46.647	37.510	39.411	29.726	228.8	10:38:30.550	12	2	<b>1:52.986</b>	<b>39.780</b>	41.884	31.322	218.1	10:42:20.488
13	1	1:45.199	37.193	38.681	29.325	229.7	10:40:15.749	13	2	2:09.251 P	42.880	46.476	39.895	216.8	10:44:29.739
14	1	2:01.977	44.197	45.310	32.470	201.4	10:42:17.726								
15	1	<b>1:44.535</b>	37.135	38.315	29.085	228.8	10:44:02.261								
16	1	1:45.537	37.152	39.033	29.352	228.8	10:45:47.798								
17	1	2:08.572 P	41.296	48.272	39.004	228.8	10:47:56.370								
26															
Maciej Darmetko			Porsche 911 GT3 Cup gen 2				Artur Janosz			Q1 by EMG Motorsport					
CUPPA		Artur Janosz		Q1 by EMG Motorsport											
Lap	D	Time	Sector 1	Sector 2	Sector 3	T. Spd	Elapsed								
1	2	10:17:06.489	10:15:53.450	42.382	30.657		10:17:06.489								
2	2	<del>1:51.909</del>	39.467	41.374	31.062	220.4	10:18:58.392								
3	2	1:51.126	<b>38.766</b>	41.777	<b>30.583</b>	222.2	10:20:49.518								
4	2	<b>1:49.981</b>	38.843	<b>40.409</b>	30.729	222.6	10:22:39.499								
5	2	1:54.320 P	38.821	40.611	34.888	222.2	10:24:33.819								





**Hungaroring**  
**International GT Open**  
**Qualifying - 1 Driver - 1**  
**Lap Analysis**



**47**

Gianluca Giraudi

Mercedes AMG GT3 - 2020

PROAM

Loris Spinelli

AKM Motorsport

Lap	D	Time	Sector 1	Sector 2	Sector 3	T. Spd	Elapsed
1	2	10:18:35.137	10:17:08.207	46.128	40.802		10:18:35.137
2	2	1:44.249	37.627	37.859	28.763	228.8	10:20:19.386
3	2	1:43.055	36.816	37.412	28.827	229.7	10:22:02.441
4	2	1:52.115	37.405	39.310	35.400	229.7	10:23:54.556
5	2	1:43.834	36.954	37.839	29.041	229.7	10:25:38.390
6	2	1:44.093	36.816	37.988	29.289	228.3	10:27:22.483
7	2	1:43.748	36.826	37.925	28.997	228.8	10:29:06.231
8	2	1:47.972 P	36.749	38.736	32.487	230.2	10:30:54.203
9	2	7:27.364	6:08.358	42.592	36.414		10:38:21.567
10	2	4:45.848	36.858	37.566	31.424	228.8	10:40:07.415
11	2	1:42.688	36.755	37.436	28.497	229.2	10:41:50.103
12	2	1:42.693	36.486	37.513	28.694	229.7	10:43:32.796
13	2	2:00.170 P	37.865	40.121	42.184	229.2	10:45:32.966

**63**

Michele Beretta

Lamborghini Huracan GT3 EVO

PRO

Frederik Schandorff

Vincenzo Sospiri Racing

Lap	D	Time	Sector 1	Sector 2	Sector 3	T. Spd	Elapsed
1	2	10:18:12.682	10:16:54.914	42.041	35.727		10:18:12.682
2	2	1:43.802	37.222	37.731	28.849	226.4	10:19:56.484
3	2	4:45.557	37.027	37.857	30.673	228.8	10:21:42.041
4	2	1:53.184 P	38.305	40.709	34.170	229.7	10:23:35.225
5	2	9:54.315	8:43.135	39.535	31.645		10:33:29.540
6	2	1:43.158	37.036	37.340	28.782	225.9	10:35:12.698
7	2	1:43.141	36.827	37.406	28.908	227.3	10:36:55.839
8	2	1:43.100	36.788	37.392	28.920	227.8	10:38:38.939
9	2	1:56.265 P	38.860	41.161	36.244	228.3	10:40:35.204

**77**

Benjamin Barker

Porsche 911 GT3-R II 2019

PRO

Andy Soucek

Lechner Racing

Lap	D	Time	Sector 1	Sector 2	Sector 3	T. Spd	Elapsed
1	2	10:18:33.013	10:17:19.070	41.752	32.191		10:18:33.013
2	2	4:48.869	37.351	41.673	29.845	229.7	10:20:21.882
3	2	1:43.753	36.950	38.090	28.713	230.7	10:22:05.635
4	2	1:44.035	36.710	38.281	29.044	230.7	10:23:49.670
5	2	1:55.032 P	36.843	41.260	36.929	229.7	10:25:44.702
6	2	9:18.400	8:07.641	40.182	30.577		10:35:03.102
7	2	1:43.165	36.806	37.758	28.601	228.3	10:36:46.267
8	2	1:46.347	36.759	37.926	31.662	230.2	10:38:32.614
9	2	1:43.526	36.568	37.997	28.961	230.7	10:40:16.140
10	2	1:43.346	36.449	37.924	28.973	231.7	10:41:59.486
11	2	4:59.324 P	36.503	38.853	43.968	229.2	10:43:58.810

**88**

Patryk Krupinski

McLaren 720 S GT3

PROAM

Christian Klien

JP Motorsport

Lap	D	Time	Sector 1	Sector 2	Sector 3	T. Spd	Elapsed
1	1	10:17:21.093	10:16:11.496	40.016	29.581		10:17:21.093
2	1	2:47.135	37.501		3:16.716	228.8	10:20:08.228
3	1	4:46.593	37.892	39.223	29.478	226.8	10:21:54.821
4	1	1:46.911	37.501	39.357	30.053	229.2	10:23:41.732
5	1	1:47.330	38.313	39.273	29.744	226.8	10:25:29.062
6	1	1:46.482	37.721	38.998	29.763	227.3	10:27:15.544
7	1	4:52.445 P	37.342	38.981	36.122	229.2	10:29:07.989
8	1	5:25.666	4:16.627	39.479	29.560		10:34:33.655
9	1	1:44.796	37.115	38.266	29.415	228.8	10:36:18.451
10	1	1:45.233	37.174	38.545	29.514	230.2	10:38:03.684
11	1	1:44.332	36.863	38.224	29.245	230.2	10:39:48.016
12	1	1:54.293	37.338	43.327	33.628	230.7	10:41:42.309
13	1	1:45.005	37.243	38.311	29.451	228.3	10:43:27.314
14	1	2:04.517 P	37.042	42.770	44.705	228.8	10:45:31.831

**93**

Daniel Diaz-Varela

Mercedes AMG GT3 - 2020

AM

Jaume Font

Baporo Motorsport

Lap	D	Time	Sector 1	Sector 2	Sector 3	T. Spd	Elapsed
1	1	10:17:30.289	10:16:10.673	44.164	35.452		10:17:30.289
2	1	1:46.461	38.172	39.079	29.210	225.4	10:19:16.750
3	1	1:45.700	37.397	39.039	29.264	228.3	10:21:02.450
4	1	1:44.930	37.285	38.481	29.164	228.8	10:22:47.380
5	1	1:45.128	37.118	38.709	29.301	228.3	10:24:32.508
6	1	1:54.794 P	37.297	38.881	38.616	227.3	10:26:27.302
7	1	8:08.010	6:51.539	44.933	31.538		10:34:35.312
8	1	1:45.396	37.329	38.754	29.313	227.3	10:36:20.708
9	1	1:45.061	37.175	38.523	29.363	228.3	10:38:05.769
10	1	1:52.303	38.075	41.606	32.622	228.8	10:39:58.072
11	1	1:45.073	37.120	38.617	29.336	227.8	10:41:43.145
12	1	1:45.158	37.267	38.552	29.339	229.2	10:43:28.303
13	1	2:00.926 P	37.255	40.668	43.003	228.3	10:45:29.229

**100**

Jakub Dwernicki

Porsche 911 GT3 Cup gen 2

CUPPA

Jan Antoszewski

Alda Motorsport

Lap	D	Time	Sector 1	Sector 2	Sector 3	T. Spd	Elapsed
1	2	10:23:59.749	10:22:40.404	46.700	32.645		10:23:59.749
2	2	1:53.929	41.083	41.910	30.936	216.4	10:25:53.678
3	2	2:19.667 P	39.344	59.740	40.583	220.4	10:28:13.345
4	2	4:17.253	3:03.451	41.091	32.711		10:32:30.598
5	2	1:51.201	39.341	40.867	30.993	220.8	10:34:21.799
6	2	1:51.836	39.646	40.770	31.420	220.8	10:36:13.635
7	2	1:56.146 P	39.354	41.089	35.703	220.4	10:38:09.781







# Hungaroring International GT Open Qualifying - 1 Driver - 1 Lap Analysis



777

Marcin Jedlinski

Mercedes AMG GT3 - 2020

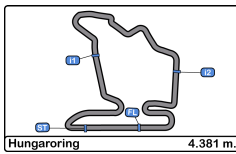
PROAM

Karol Basz

Olimp Racing

Lap	D	Time	Sector 1	Sector 2	Sector 3	T. Spd	Elapsed
1	1	10:18:56.691	10:17:42.329	43.707	30.655		10:18:56.691
2	1	1:45.374	37.638	38.436	29.300	225.0	10:20:42.065
3	1	1:44.749	37.362	38.190	29.197	225.4	10:22:26.814
4	1	1:51.473 P	37.596	38.196	35.681	226.4	10:24:18.287
5	1	11:35.284	10:24.405	40.912	29.967		10:35:53.571
6	1	1:55.454	37.810	43.523	34.121	224.5	10:37:49.025
7	1	1:45.012	37.504	38.223	29.285	225.0	10:39:34.037
8	1	<b>1:44.280</b>	<b>37.292</b>	<b>38.093</b>	<b>28.895</b>	226.4	10:41:18.317
9	1	1:52.505	38.599	41.247	32.659	226.4	10:43:10.822
10	1	1:55.027 P	37.481	41.568	35.978	225.4	10:45:05.849



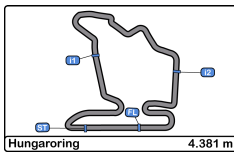


**Hungaroring**  
**International GT Open**  
**Qualifying - 1 Driver - 1**  
**Best Sectors Results**



Sector - 1				Sector - 2				Sector - 3				Ideal Lap vs Best Lap			
Clas	Nº	Driver	Time	Nº	Driver	Time	Nº	Driver	Time	Clas	Nº	Driver	Ideal Lap	Best Lap	Clas
1	77	Andy Soucek	36.449	63	Frederik Schandorff	37.340	47	Loris Spinelli	28.497	1	47	Loris Spinelli	1:42.395	1:42.688	1
2	47	Loris Spinelli	36.486	47	Loris Spinelli	37.412	77	Andy Soucek	28.601	2	77	Andy Soucek	1:42.808	1:43.165	3
3	63	Frederik Schandorff	36.788	7	Ollie Millroy	37.656	19	Yuki Nemoto	28.704	3	63	Frederik Schandorff	1:42.910	1:43.100	2
4	88	Patryk Krupinski	36.863	19	Yuki Nemoto	37.741	63	Frederik Schandorff	28.782	4	7	Ollie Millroy	1:43.468	1:43.657	5
5	11	Marcus Paverud	36.864	77	Andy Soucek	37.758	7	Ollie Millroy	28.865	5	19	Yuki Nemoto	1:43.479	1:43.603	4
6	7	Ollie Millroy	36.947	11	Marcus Paverud	37.882	777	Marcin Jedlinski	28.895	6	11	Marcus Paverud	1:43.682	1:43.832	6
7	17	Gerhard Tweraser	37.024	777	Marcin Jedlinski	38.093	17	Gerhard Tweraser	28.897	7	17	Gerhard Tweraser	1:44.070	1:44.230	7
8	19	Yuki Nemoto	37.034	25	Michael Dinan	38.126	14	Marco Antonelli	28.926	8	25	Michael Dinan	1:44.245	1:44.535	10
9	25	Michael Dinan	37.070	17	Gerhard Tweraser	38.149	11	Marcus Paverud	28.936	9	777	Marcin Jedlinski	1:44.280	1:44.280	8
10	93	Daniel Diaz-Varela	37.118	88	Patryk Krupinski	38.224	25	Michael Dinan	29.049	10	88	Patryk Krupinski	1:44.332	1:44.332	9
11	14	Marco Antonelli	37.159	93	Daniel Diaz-Varela	38.481	93	Daniel Diaz-Varela	29.164	11	14	Marco Antonelli	1:44.623	1:44.974	12
12	777	Marcin Jedlinski	37.292	14	Marco Antonelli	38.538	88	Patryk Krupinski	29.245	12	93	Daniel Diaz-Varela	1:44.763	1:44.930	11
13	8	Giuseppe Cipriani	37.362	8	Giuseppe Cipriani	38.606	8	Giuseppe Cipriani	29.302	13	8	Giuseppe Cipriani	1:45.270	1:45.924	13
14	5	Stanislaw Jedlinski	37.949	5	Stanislaw Jedlinski	39.591	5	Stanislaw Jedlinski	29.969	14	5	Stanislaw Jedlinski	1:47.509	1:47.728	14
15	26	Artur Janosz	38.766	26	Artur Janosz	40.409	26	Artur Janosz	30.583	15	26	Artur Janosz	1:49.758	1:49.981	15
16	24	Maciej Blazek	39.007	33	Tomasz Magdziarz	40.594	33	Tomasz Magdziarz	30.595	16	33	Tomasz Magdziarz	1:50.675	1:50.725	16
17	100	Jan Antoszewski	39.341	100	Jan Antoszewski	40.770	24	Maciej Blazek	30.907	17	24	Maciej Blazek	1:50.982	1:51.243	18
18	33	Tomasz Magdziarz	39.486	24	Maciej Blazek	41.068	100	Jan Antoszewski	30.936	18	100	Jan Antoszewski	1:51.047	1:51.201	17
19	45	Peter Karpi	39.780	45	Peter Karpi	41.659	45	Peter Karpi	31.308	19	45	Peter Karpi	1:52.747	1:52.986	19
20	44	Stefano Bozzoni	40.862	44	Stefano Bozzoni	42.990	44	Stefano Bozzoni	31.902	20	44	Stefano Bozzoni	1:55.754	1:55.966	20



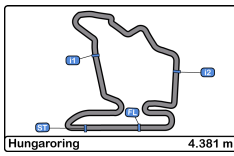


**Hungaroring**  
**International GT Open**  
**Qualifying - 1 Driver - 1**  
**Best 5 Lap Times**



Cl	N°	Entrant/Team	Nat	Driver 1	Nat	Driver 2	Nat	Vehicle	Cat	Cl	Best 1		Best 2		Best 3		Best 4		Best 5	
											Time	Lap	Time	Lap	Time	Lap	Time	Lap	Time	Lap
1	47	AKM Motorsport	ITA	Gianluca Giraudi	ITA	Loris Spinelli	ITA	Mercedes AMG GT3 - 2020	PROAM	1	1:42.688	11	1:42.693	12	1:43.055	3	1:43.748	7	1:43.834	5
2	63	Vincenzo Sospiri Racing	ITA	Michele Beretta	ITA	Frederik Schandorff	DNK	Lamborghini Huracan GT3 EVO	PRO	1	1:43.100	8	1:43.141	7	1:43.158	6	1:43.802	2	1:53.184	4
3	77	Lechner Racing	AUT	Benjamin Barker	GBR	Andy Soucek	ESP	Porsche 911 GT3-R II 2019	PRO	2	1:43.165	7	1:43.346	10	1:43.526	9	1:43.753	3	1:44.035	4
4	19	Vincenzo Sospiri Racing	ITA	Baptiste Moulin	BEL	Yuki Nemoto	JPN	Lamborghini Huracan GT3 EVO	PRO	3	1:43.603	8	1:43.720	9	1:43.996	4	1:44.163	3	1:44.213	2
5	7	Inception Racing	GBR	Brendan Iribe	USA	Ollie Millroy	GBR	McLaren 720 S GT3	PROAM	2	1:43.657	6	1:43.916	3	1:44.670	2	1:48.045	4	1:48.583	7
6	11	Reno Racing	DNK	Jens Reno Moller	DNK	Marcus Paverud	NOR	Honda NSX GT3 Evo	PROAM	3	1:43.832	12	1:44.526	8	1:46.165	5	1:47.882	13	1:47.897	2
7	17	HP Racing International	DEU	Gerhard Tweraser	AUT	Jan Seyffert	DEU	Lamborghini Huracan GT3 EVO	PROAM	4	1:44.230	8	1:44.362	7	1:44.667	4	1:44.982	3	1:46.222	2
8	777	Olimp Racing	POL	Marcin Jedlinski	POL	Karol Basz	POL	Mercedes AMG GT3 - 2020	PROAM	5	1:44.280	8	1:44.749	3	1:45.012	7	1:45.374	2	1:51.473	4
9	88	JP Motorsport	CHE	Patryk Krupinski	POL	Christian Klien	AUT	McLaren 720 S GT3	PROAM	6	1:44.332	11	1:44.796	9	1:45.005	13	1:45.233	10	1:46.482	6
10	25	Kessel Racing	USA	Michael Dinan	USA	Robby Foley	USA	Ferrari 488 GT3	PRO	4	1:44.535	15	1:44.627	10	1:45.083	9	1:45.199	13	1:45.537	16
11	93	Baporo Motorsport	ESP	Daniel Diaz-Varela	ESP	Jaume Font	ESP	Mercedes AMG GT3 - 2020	AM	1	1:44.930	4	1:45.061	9	1:45.073	11	1:45.128	5	1:45.158	12
12	14	AKM Motorsport	ITA	Marco Antonelli	ITA			Mercedes AMG GT3 - 2020	AM	2	1:44.974	10	1:44.978	2	1:45.053	9	1:45.132	4	1:45.182	8
13	8	Barone Rampante	ITA	Giuseppe Cipriani	ITA			Lamborghini Huracan GT3 EVO	AM	3	1:45.924	2	1:46.181	10	1:46.193	6	1:46.512	11	1:46.699	3
14	5	Olimp Racing	POL	Stanislaw Jedlinski	POL	Krystian Korzeniowski	POL	Mercedes AMG GT3 - 2020	AM	4	1:47.728	14	1:47.811	12	1:48.825	13	1:49.364	8	1:49.391	9
15	26	Q1 by EMG Motorsport	BEL	Maciej Darmetko	POL	Artur Janosz	POL	Porsche 911 GT3 Cup gen 2	CUPPA	1	1:49.981	4	1:51.126	3	1:54.320	5				
16	33	Alda Motorsport	POL	Tomasz Magdziarz	POL	Daan Pijl	NLD	Porsche 911 GT3 Cup gen 2	CUPPA	2	1:50.725	11	1:51.051	12	1:52.445	6	1:53.387	5	1:54.601	10
17	100	Alda Motorsport	POL	Jakub Dwernicki	POL	Jan Antoszewski	POL	Porsche 911 GT3 Cup gen 2	CUPPA	3	1:51.201	5	1:51.836	6	1:53.929	2	1:56.146	7	2:19.667	3
18	24	A&P Racing Team PTT Tech Support	POL	Maciej Blazek	POL	Mateusz Lisowski	POL	Porsche 991 GT3 Cup gen 2	CUPPA	4	1:51.243	5	1:51.666	4	1:51.741	8	1:51.796	6	1:52.173	7
19	45	Mark Speakerwas/CAME Racing	ITA	Mark Speakerwas	ITA	Peter Karpi	HUN	Porsche 911 GT3 Cup gen 1	CUPAM	1	1:52.986	12	1:53.068	11	1:53.326	7	1:53.361	9	1:53.886	8
20	44	Eugenio Pisani/CAME Racing Team	ITA	Eugenio Pisani	ITA	Stefano Bozzoni	ITA	Porsche 911 GT3 Cup gen 1	CUPPA	5	1:55.966	12	1:56.280	7	1:56.503	4	1:57.051	13	1:57.055	14



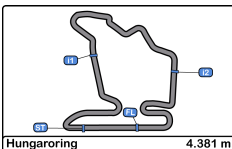


**Hungaroring**  
**International GT Open**  
**Qualifying - 1 Driver - 1**  
**Best 5 Top Speeds**

















Cl	N°	Entrant/Team	Nat	Driver 1	Nat	Driver 2	Nat	Vehicle	Cat	Cl	Top 1		Top 2		Top 3		Top 4		Top 5		Avg
											Km/h	Lap	Km/h	Lap	Km/h	Lap	Km/h	Lap	Km/h	Lap	
1	77	Lechner Racing		Benjamin Barker		Andy Soucek		Porsche 911 GT3-R II 2019	PRO	1	231.7	10	230.7	3	230.7	4	230.7	9	230.2	8	230.8
2	25	Kessel Racing		Michael Dinan		Robby Foley		Ferrari 488 GT3	PRO	2	231.2	4	229.7	11	229.7	13	229.2	10	228.8	2	229.7
3	88	JP Motorsport		Patryk Krupinski		Christian Klien		McLaren 720 S GT3	PROAM	1	230.7	12	230.2	10	230.2	11	229.2	4	229.2	7	229.9
4	11	Reno Racing		Jens Reno Moller		Marcus Paverud		Honda NSX GT3 Evo	PROAM	2	230.2	11	230.2	12	230.2	13	228.8	5	228.3	2	229.5
5	14	AKM Motorsport		Marco Antonelli				Mercedes AMG GT3 - 2020	AM	1	230.2	3	229.2	10	228.8	2	228.8	4	228.8	9	229.2
6	47	AKM Motorsport		Gianluca Giraudi		Loris Spinelli		Mercedes AMG GT3 - 2020	PROAM	3	230.2	8	229.7	3	229.7	4	229.7	5	229.7	12	229.8
7	7	Inception Racing		Brendan Iribe		Ollie Millroy		McLaren 720 S GT3	PROAM	4	229.7	4	229.2	3	228.8	9	228.3	7	227.8	6	228.8
8	63	Vincenzo Sospiri Racing		Michele Beretta		Frederik Schandorff		Lamborghini Huracan GT3 EVO	PRO	3	229.7	4	228.8	3	228.3	9	227.8	8	227.3	7	228.4
9	93	Baporo Motorsport		Daniel Diaz-Varela		Jaume Font		Mercedes AMG GT3 - 2020	AM	2	229.2	12	228.8	4	228.8	10	228.3	3	228.3	5	228.7
10	19	Vincenzo Sospiri Racing		Baptiste Moulin		Yuki Nemoto		Lamborghini Huracan GT3 EVO	PRO	4	228.3	4	226.4	7	225.4	3	225.4	9	225.0	8	226.1
11	5	Olimp Racing		Stanislaw Jedlinski		Krystian Korzeniowski		Mercedes AMG GT3 - 2020	AM	3	227.3	4	225.4	8	225.0	13	224.5	7	224.5	9	225.3
12	17	HP Racing International		Gerhard Tweraser		Jan Seyffert		Lamborghini Huracan GT3 EVO	PROAM	5	227.3	4	226.4	2	226.4	3	226.4	5	226.4	9	226.6
13	8	Barone Rampante		Giuseppe Cipriani				Lamborghini Huracan GT3 EVO	AM	4	226.4	4	226.4	8	226.4	11	225.4	2	225.4	10	226.0
14	777	Olimp Racing		Marcin Jedlinski		Karol Basz		Mercedes AMG GT3 - 2020	PROAM	6	226.4	4	226.4	8	226.4	9	225.4	3	225.4	10	226.0
15	24	A&P Racing Team PTT Tech Support		Maciej Blazek		Mateusz Lisowski		Porsche 991 GT3 Cup gen 2	CUPPA	1	225.4	11	225.0	3	225.0	5	225.0	7	225.0	9	225.0
16	26	Q1 by EMG Motorsport		Maciej Darmetko		Artur Janosz		Porsche 911 GT3 Cup gen 2	CUPPA	2	222.6	4	222.2	3	222.2	5	220.4	2			221.8
17	100	Alda Motorsport		Jakub Dwernicki		Jan Antoszewski		Porsche 911 GT3 Cup gen 2	CUPPA	3	220.8	5	220.8	6	220.4	3	220.4	7	216.4	2	219.7
18	33	Alda Motorsport		Tomasz Magdziarz		Daan Pijl		Porsche 911 GT3 Cup gen 2	CUPPA	4	220.4	11	219.9	13	219.5	12	219.0	6	219.0	7	219.6
19	45	Mark Speakerwas/CAME Racing		Mark Speakerwas		Peter Karpi		Porsche 911 GT3 Cup gen 1	CUPAM	1	218.1	12	217.3	9	217.3	10	217.3	11	216.8	13	217.3
20	44	Eugenio Pisani/CAME Racing Team		Eugenio Pisani		Stefano Bozzoni		Porsche 911 GT3 Cup gen 1	CUPPA	5	216.4	4	216.0	12	216.0	15	215.5	8	215.1	5	215.8



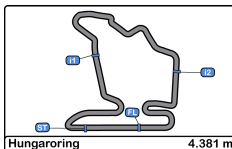


**Hungaroring**  
**International GT Open**  
**Qualifying - 1 Driver - 1**  
**Fastest Laps Sequence**



Lap	Time of Day	Session Time	N°	Entrant/Team	Nat	Driver 1	Nat	Driver 2	Nat	Vehicle	Cat	Time	Km/h
2	10:18:50.305	3:50.305	11	Reno Racing	 DNK	Jens Reno Moller	 DNK	<u>Marcus Paverud</u>	 NOR	Honda NSX GT3 Evo	PROAM	<b>1:47.897</b>	146.1
2	10:19:12.820	4:12.820	8	Barone Rampante	 ITA	Giuseppe Cipriani	 ITA			Lamborghini Huracan GT3 EVO	AM	<b>1:45.924</b>	148.8
2	10:19:56.484	4:56.484	63	Vincenzo Sospiri Racing	 ITA	Michele Beretta	 ITA	<u>Frederik Schandorff</u>	 DNK	Lamborghini Huracan GT3 EVO	PRO	<b>1:43.802</b>	151.9
3	10:22:02.441	7:02.441	47	AKM Motorsport	 SMR	Gianluca Giraudi	 ITA	<u>Loris Spinelli</u>	 ITA	Mercedes AMG GT3 - 2020	PROAM	<b>1:43.055</b>	153.0
11	10:41:50.103	26:50.103	47	AKM Motorsport	 SMR	Gianluca Giraudi	 ITA	<u>Loris Spinelli</u>	 ITA	Mercedes AMG GT3 - 2020	PROAM	<b>1:42.688</b>	153.5



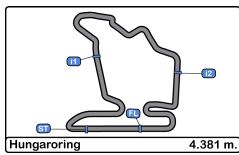


**Hungaroring**  
**International GT Open**  
**Qualifying - 1 Driver - 1**  
**Event Best Maximum Speed**



Nº	Entrant/Team	Nat	Driver 1	Nat	Driver 2	Nat	Vehicle	Cat	Km/h	Session
77	Lechner Racing	AUT	Benjamin Barker	GBR	Andy Soucek	ESP	Porsche 911 GT3-R II 2019	PRO	232.7	Free Practice - 2
47	AKM Motorsport	SMR	Gianluca Giraudi	ITA	Loris Spinelli	ITA	Mercedes AMG GT3 - 2020	PROAM	232.2	Free Practice - 2
11	Reno Racing	DNK	Jens Reno Moller	DNK	Marcus Paverud	NOR	Honda NSX GT3 Evo	PROAM	232.2	Free Practice - 2
25	Kessel Racing	CHE	Michael Dinan	USA	Robby Foley	USA	Ferrari 488 GT3	PRO	232.2	Free Practice - 2
88	JP Motorsport	POL	Patryk Krupinski	POL	Christian Klien	AUT	McLaren 720 S GT3	PROAM	231.7	Free Practice - 2
14	AKM Motorsport	SMR	Marco Antonelli	ITA			Mercedes AMG GT3 - 2020	AM	231.2	Free Practice - 2
7	Inception Racing	GBR	Brendan Iribe	USA	Ollie Millroy	GBR	McLaren 720 S GT3	PROAM	230.7	Free Practice - 2
93	Baporo Motorsport	ESP	Daniel Diaz-Varela	ESP	Jaume Font	ESP	Mercedes AMG GT3 - 2020	AM	230.2	Free Practice - 2
777	Olimp Racing	POL	Marcin Jedlinski	POL	Karol Basz	POL	Mercedes AMG GT3 - 2020	PROAM	230.2	Free Practice - 2
63	Vincenzo Sospiri Racing	ITA	Michele Beretta	ITA	Frederik Schandorff	DNK	Lamborghini Huracan GT3 EVO	PRO	230.2	Free Practice - 2
5	Olimp Racing	POL	Stanislaw Jedlinski	POL	Krystian Korzeniowski	POL	Mercedes AMG GT3 - 2020	AM	229.7	Free Practice - 2
17	HP Racing International	DEU	Gerhard Tweraser	AUT	Jan Seyffert	DEU	Lamborghini Huracan GT3 EVO	PROAM	229.2	Free Practice - 2
19	Vincenzo Sospiri Racing	ITA	Baptiste Moulin	BEL	Yuki Nemoto	JPN	Lamborghini Huracan GT3 EVO	PRO	228.8	Free Practice - 2
8	Barone Rampante	ITA	Giuseppe Cipriani	ITA			Lamborghini Huracan GT3 EVO	AM	228.3	Free Practice - 2
24	A&P Racing Team PTT Tech Support	POL	Maciej Blazek	POL	Mateusz Lisowski	POL	Porsche 991 GT3 Cup gen 2	CUPPA	225.9	Free Practice - 2
26	Q1 by EMG Motorsport	BEL	Maciej Darmetko	POL	Artur Janosz	POL	Porsche 911 GT3 Cup gen 2	CUPPA	222.6	Free Practice - 2
100	Alda Motorsport	POL	Jakub Dwernicki	POL	Jan Antoszewski	POL	Porsche 911 GT3 Cup gen 2	CUPPA	222.2	Free Practice - 2
33	Alda Motorsport	POL	Tomasz Magdziarz	POL	Daan Pijl	NLD	Porsche 911 GT3 Cup gen 2	CUPPA	222.2	Free Practice - 2
45	Mark Speakerwas/CAME Racing Team	ITA	Mark Speakerwas	ITA	Peter Karpi	HUN	Porsche 911 GT3 Cup gen 1	CUPAM	220.8	Free Practice - 2
44	Eugenio Pisani/CAME Racing Team	ITA	Eugenio Pisani	ITA	Stefano Bozzoni	ITA	Porsche 911 GT3 Cup gen 1	CUPPA	219.0	Free Practice - 2





**Hungaroring**  
**International GT Open**  
**Qualifying - 1 Driver - 1**  
**Pit Stop Analysis**



**5** Stanislaw Jedlinski Mercedes AMG GT3 - 2020  
 AM Krystian Korzeniowski Olimp Racing

N°	In Day Time	In Time	Out Time	Pit Time	T. Pit Time	Handicap	Penalty
1	10:34:52.468	10:34:52.468	10:37:19.117	2:26.649	2:26.649		

**7** Brendan Iribe McLaren 720 S GT3  
 PROAM Ollie Millroy Inception Racing

N°	In Day Time	In Time	Out Time	Pit Time	T. Pit Time	Handicap	Penalty
1	10:23:53.352	10:23:53.352	10:31:15.313	7:21.961	7:21.961		

**8** Giuseppe Cipriani Lamborghini Huracan GT3 EVO  
 AM Barone Rampante

N°	In Day Time	In Time	Out Time	Pit Time	T. Pit Time	Handicap	Penalty
1	10:22:48.192	10:22:48.192	10:23:41.272	53.080	53.080		
2	10:30:54.863	10:30:54.863	10:35:48.046	4:53.183	5:46.263		

**11** Jens Reno Moller Honda NSX GT3 Evo  
 PROAM Marcus Paverud Reno Racing

N°	In Day Time	In Time	Out Time	Pit Time	T. Pit Time	Handicap	Penalty
1	10:20:41.001	10:20:41.001	10:21:38.142	57.141	57.141		
2	10:32:21.103	10:32:21.103	10:35:49.627	3:28.524	4:25.665		

**14** Marco Antonelli Mercedes AMG GT3 - 2020  
 AM AKM Motorsport

N°	In Day Time	In Time	Out Time	Pit Time	T. Pit Time	Handicap	Penalty
1	10:28:25.871	10:28:25.871	10:34:15.371	5:49.500	5:49.500		

**17** Gerhard Tweraser Lamborghini Huracan GT3 EVO  
 PROAM Jan Seyffert HP Racing International

N°	In Day Time	In Time	Out Time	Pit Time	T. Pit Time	Handicap	Penalty
1	10:25:55.107	10:25:55.107	10:27:47.044	1:51.937	1:51.937		

**19** Baptiste Moulin Lamborghini Huracan GT3 EVO  
 PRO Yuki Nemoto Vincenzo Sospiri Racing

N°	In Day Time	In Time	Out Time	Pit Time	T. Pit Time	Handicap	Penalty
1	10:25:18.650	10:25:18.650	10:37:35.012	12:16.362	12:16.362		

**24** Maciej Blazek Porsche 991 GT3 Cup gen 2  
 CUPPA Mateusz Lisowski A&P Racing Team PTT Tech Support

N°	In Day Time	In Time	Out Time	Pit Time	T. Pit Time	Handicap	Penalty
1	10:36:21.979	10:36:21.979	10:38:23.873	2:01.894	2:01.894		

**25** Michael Dinan Ferrari 488 GT3  
 PRO Robby Foley Kessel Racing

N°	In Day Time	In Time	Out Time	Pit Time	T. Pit Time	Handicap	Penalty
1	10:27:59.859	10:27:59.859	10:29:40.218	1:40.359	1:40.359		

**33** Tomasz Magdziarz Porsche 911 GT3 Cup gen 2  
 CUPPA Daan Pijl Alda Motorsport

N°	In Day Time	In Time	Out Time	Pit Time	T. Pit Time	Handicap	Penalty
1	10:32:16.179	10:32:16.179	10:33:59.672	1:43.493	1:43.493		

**44** Eugenio Pisani Porsche 911 GT3 Cup gen 1  
 CUPPA Stefano Bozzoni Eugenio Pisani/CAME Racing Team

N°	In Day Time	In Time	Out Time	Pit Time	T. Pit Time	Handicap	Penalty
1	10:20:45.327	10:20:45.327	10:21:40.341	55.014	55.014		

**45** Mark Speakerwas Porsche 911 GT3 Cup gen 1  
 CUPAM Peter Karpi Mark Speakerwas/CAME Racing Team

N°	In Day Time	In Time	Out Time	Pit Time	T. Pit Time	Handicap	Penalty
1	10:23:44.594	10:23:44.594	10:26:41.253	2:56.659	2:56.659		

**47** Gianluca Giraudi Mercedes AMG GT3 - 2020  
 PROAM Loris Spinelli AKM Motorsport

N°	In Day Time	In Time	Out Time	Pit Time	T. Pit Time	Handicap	Penalty
1	10:30:51.684	10:30:51.684	10:36:24.719	5:33.035	5:33.035		

**63** Michele Beretta Lamborghini Huracan GT3 EVO  
 PRO Frederik Schandorff Vincenzo Sospiri Racing

N°	In Day Time	In Time	Out Time	Pit Time	T. Pit Time	Handicap	Penalty
1	10:23:32.742	10:23:32.742	10:31:41.865	8:09.123	8:09.123		

**77** Benjamin Barker Porsche 911 GT3-R II 2019  
 PRO Andy Soucek Lechner Racing

N°	In Day Time	In Time	Out Time	Pit Time	T. Pit Time	Handicap	Penalty
1	10:25:42.281	10:25:42.281	10:33:15.768	7:33.487	7:33.487		

**88** Patryk Krupinski McLaren 720 S GT3  
 PROAM Christian Klien JP Motorsport

N°	In Day Time	In Time	Out Time	Pit Time	T. Pit Time	Handicap	Penalty
1	10:29:04.985	10:29:04.985	10:32:46.270	3:41.285	3:41.285		

**93** Daniel Diaz-Varela Mercedes AMG GT3 - 2020  
 AM Jaume Font Baporo Motorsport

N°	In Day Time	In Time	Out Time	Pit Time	T. Pit Time	Handicap	Penalty
1	10:26:24.801	10:26:24.801	10:32:40.015	6:15.214	6:15.214		

**100** Jakub Dwernicki Porsche 911 GT3 Cup gen 2  
 CUPPA Jan Antoszewski Alda Motorsport

N°	In Day Time	In Time	Out Time	Pit Time	T. Pit Time	Handicap	Penalty
1	10:28:10.662	10:28:10.662	10:30:39.076	2:28.414	2:28.414		

**777** Marcin Jedlinski Mercedes AMG GT3 - 2020  
 PROAM Karol Basz Olimp Racing

N°	In Day Time	In Time	Out Time	Pit Time	T. Pit Time	Handicap	Penalty
1	10:24:15.671	10:24:15.671	10:34:06.657	9:50.986	9:50.986		

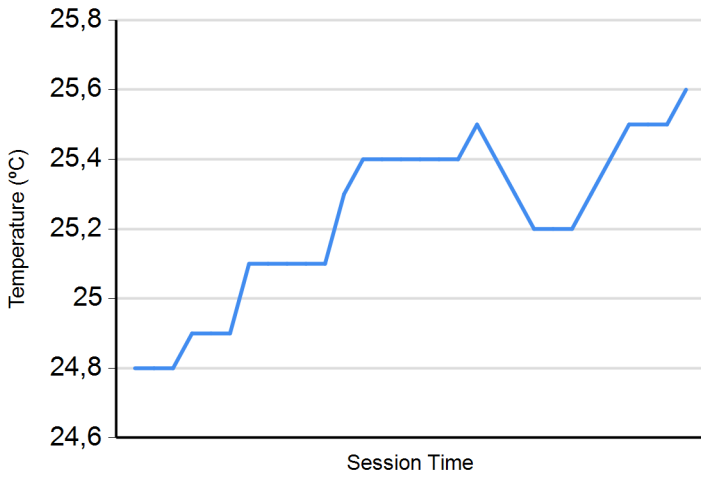




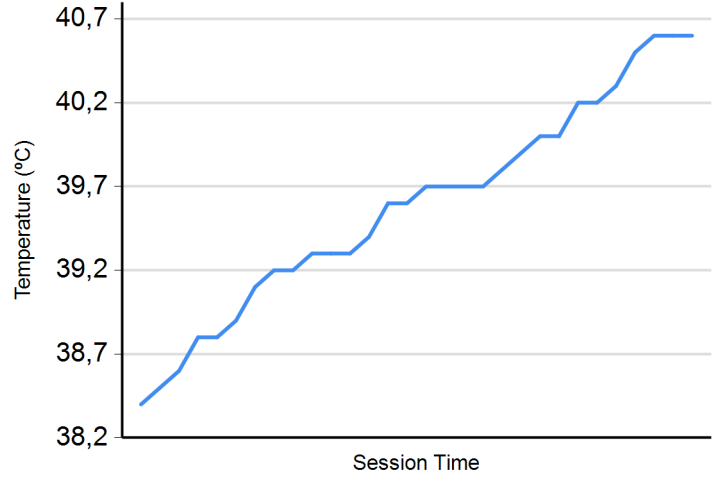
**Hungaroring**  
**International GT Open**  
**Qualifying - 1 Driver - 1**  
**Weather Report**



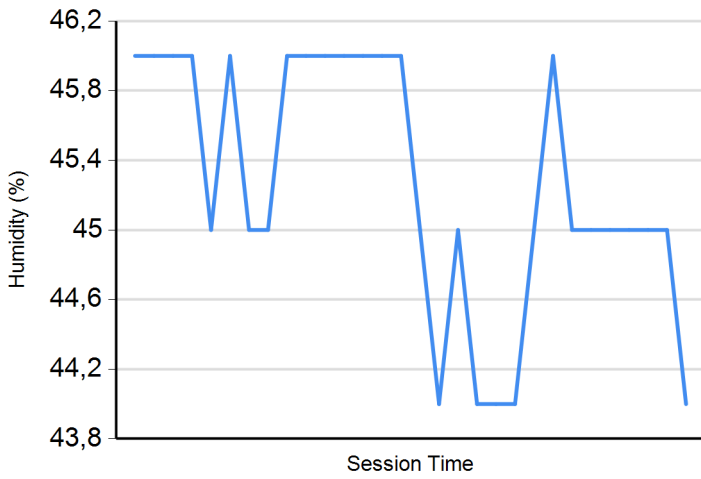
**Air Temperature**



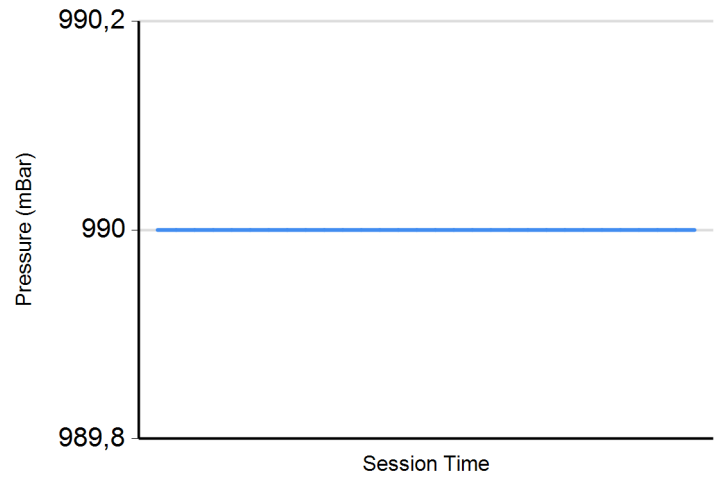
**Track Temperature**



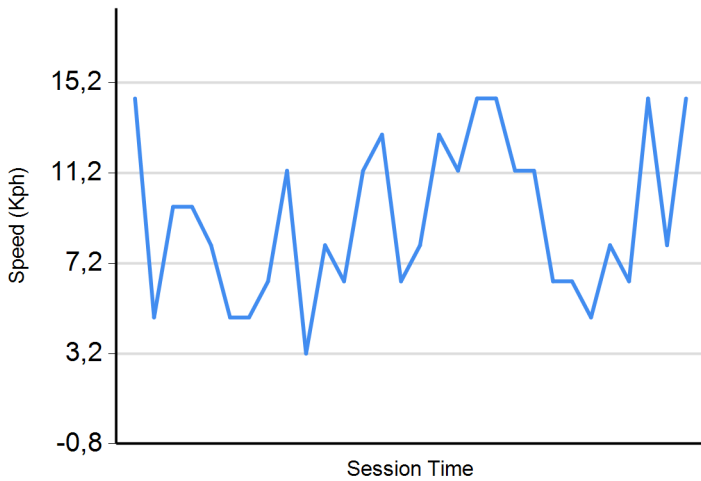
**Humidity**



**Pressure**



**Wind Speed**



**Wind direction**

North = 0°/360° Est = 90° South = 180° West = 270°

