

Hungaroring
International GT Open
Free Practice - 3
Provisional Results



Cls	Nº	Entrant/Team	Nat	Driver 1	Nat	Driver 2	Nat	Vehicle	Cat	Cls	Laps	Best	Time	Gap	Interval	Km/h
1	777	Olimp Racing	POL	Marcin Jedlinski	POL	Karol Basz	POL	Mercedes AMG GT3 - 2020	PROAM	1	19	11	1:44.723			150.6
2	11	Reno Racing	DNK	Jens Reno Moller	DNK	Marcus Paverud	DNK	Honda NSX GT3 Evo	PROAM	2	17	16	1:44.912	0.189	0.189	150.3
3	7	Inception Racing	GBR	Brendan Iribe	USA	Ollie Millroy	GBR	McLaren 720 S GT3	PROAM	3	17	8	1:45.198	0.475	0.286	149.9
4	17	HP Racing International	DEU	Gerhard Tweraser	AUT	Jan Seyffert	DEU	Lamborghini Huracan GT3 EVO	PROAM	4	21	11	1:45.314	0.591	0.116	149.7
5	5	Olimp Racing	POL	Stanislaw Jedlinski	POL	Krystian Korzeniowski	POL	Mercedes AMG GT3 - 2020	AM	1	21	13	1:45.358	0.635	0.044	149.6
6	8	Barone Rampante	ITA	Giuseppe Cipriani	ITA			Lamborghini Huracan GT3 EVO	AM	2	17	14	1:45.591	0.868	0.233	149.3
7	14	AKM Motorsport	ITA	Marco Antonelli	ITA			Mercedes AMG GT3 - 2020	AM	3	19	13	1:45.650	0.927	0.059	149.2
8	88	JP Motorsport	POL	Patryk Krupinski	POL	Christian Klien	AUT	McLaren 720 S GT3	PROAM	5	21	10	1:45.654	0.931	0.004	149.2
9	47	AKM Motorsport	ITA	Gianluca Giraudi	ITA	Loris Spinelli	ITA	Mercedes AMG GT3 - 2020	PROAM	6	20	19	1:45.887	1.164	0.233	148.9
10	93	Baporo Motorsport	ESP	Daniel Diaz-Varela	ESP	Jaume Font	ESP	Mercedes AMG GT3 - 2020	AM	4	19	18	1:46.776	2.053	0.889	147.7
11	33	Alda Motorsport	POL	Tomasz Magdziarz	POL	Daan Pijl	NLD	Porsche 911 GT3 Cup gen 2	CUPPA	1	18	17	1:51.029	6.306	4.253	142.0
12	100	Alda Motorsport	POL	Jakub Dwernicki	POL	Jan Antoszewski	POL	Porsche 911 GT3 Cup gen 2	CUPPA	2	14	11	1:52.311	7.588	1.282	140.4
13	26	Q1 by EMG Motorsport	BEL	Maciej Darmetko	POL	Artur Janosz	POL	Porsche 911 GT3 Cup gen 2	CUPPA	3	12	10	1:52.528	7.805	0.217	140.1
14	45	Mark Speakerwas/CAME Racing	ITA	Mark Speakerwas	ITA	Peter Karpi	HUN	Porsche 911 GT3 Cup gen 1	CUPAM	1	18	9	1:55.846	11.123	3.318	136.1
15	44	Eugenio Pisani/CAME Racing Team	ITA	Eugenio Pisani	ITA	Stefano Bozzoni	ITA	Porsche 911 GT3 Cup gen 1	CUPPA	4	18	13	1:58.088	13.365	2.242	133.5

*** PENALTIES**

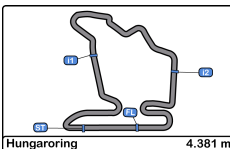
- CAR 14 TIME 1:55.219 DELETED TRACK LIMITS AT T 4
- CAR 100 TIME 1:54.032 DELETED TRACK LIMITS AT T 11
- CAR 33 TIME 1:52.950 DELETED TRACK LIMITS AT T 4
- CAR 88 TIME 1:51.420 DELETED TRACK LIMITS AT T 11
- CAR 777 TIME 1:47.363 DELETED TRACK LIMITS AT T 11
- CAR 14 TIME 1:47.173 DELETED TRACK LIMITS AT T 4
- CAR 7 TIME 1:48.362 DELETED TRACK LIMITS AT T 4
- CAR 7 TIME 1:52.126 DELETED TRACK LIMITS AT T 4
- CAR 17 TIME 1:47.380 DELETED TRACK LIMITS AT T 4
- CAR 93 TIME 1:48.262 DELETED TRACK LIMITS AT T 4
- CAR 47 TIME 1:54.466 DELETED TRACK LIMITS AT T 4
- CAR 8 TIME 1:45.639 DELETED TRACK LIMITS AT T 4
- CAR 11 TIME 1:50.811 DELETED TRACK LIMITS AT T 4
- CAR 17 TIME 1:45.971 DELETED TRACK LIMITS AT T 11
- CAR 17 TIME 1:44.768 DELETED TRACK LIMITS AT T 11
- CAR 93 TIME 1:47.035 DELETED TRACK LIMITS AT T 11
- CAR 45 TIME 1:57.121 DELETED TRACK LIMITS AT T 11
- CAR 88 TIME 1:46.524 DELETED TRACK LIMITS AT T 11

Published at:.....

Track Temp: 34.1 °C Air Temp: 30.1 °C Humidity: 54 % Track Status: DRY

Stewards:	Race Director:	Timekeeper: Luis Angel Garcia Nuñez JOB/I-0020-ESP
------------------	-----------------------	--





Hungaroring
International GT Open
Free Practice - 3
Provisional Results



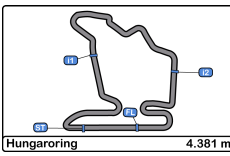
- CAR 11 TIME 1:44.937 DELETED TRACK LIMITS AT T 11
- CAR 8 TIME 1:57.800 DELETED TRACK LIMITS AT T 4
- CAR 88 TIME 1:46.996 DELETED TRACK LIMITS AT T 4
- CAR 5 TIME 1:46.092 DELETED TRACK LIMITS AT T 4
- CAR 100 TIME 2:04.474 DELETED TRACK LIMITS AT T 4

Published at:.....

Track Temp: **34.1 °C** Air Temp: **30.1 °C** Humidity: **54 %** Track Status: **DRY**

Stewards:	Race Director:	Timekeeper: Luis Angel Garcia Nuñez JOB/I-0020-ESP
------------------	-----------------------	--





Hungaroring
International GT Open
Free Practice - 3
Provisional Results by Category



Cls	Nº	Entrant/Team	Nat	Driver 1	Nat	Driver 2	Nat	Vehicle	Cat	Cls	Laps	Best	Time	Gap	Interval	Km/h
PROAM																
1	777	Olimp Racing	POL	Marcin Jedlinski	POL	Karol Basz	POL	Mercedes AMG GT3 - 2020	PROAM	1	19	11	1:44.723			150.6
2	11	Reno Racing	DNK	Jens Reno Moller	DNK	Marcus Paverud	DNK	Honda NSX GT3 Evo	PROAM	2	17	16	1:44.912	0.189	0.189	150.3
3	7	Inception Racing	GBR	Brendan Iribe	USA	Ollie Millroy	GBR	McLaren 720 S GT3	PROAM	3	17	8	1:45.198	0.475	0.286	149.9
4	17	HP Racing International	DEU	Gerhard Tweraser	AUT	Jan Seyffert	DEU	Lamborghini Huracan GT3 EVO	PROAM	4	21	11	1:45.314	0.591	0.116	149.7
5	88	JP Motorsport	POL	Patryk Krupinski	POL	Christian Klien	AUT	McLaren 720 S GT3	PROAM	5	21	10	1:45.654	0.931	0.340	149.2
6	47	AKM Motorsport	SMR	Gianluca Giraudi	ITA	Loris Spinelli	ITA	Mercedes AMG GT3 - 2020	PROAM	6	20	19	1:45.887	1.164	0.233	148.9
AM																
1	5	Olimp Racing	POL	Stanislaw Jedlinski	POL	Krystian Korzeniowski	POL	Mercedes AMG GT3 - 2020	AM	1	21	13	1:45.358			149.6
2	8	Barone Rampante	ITA	Giuseppe Cipriani	ITA			Lamborghini Huracan GT3 EVO	AM	2	17	14	1:45.591	0.233	0.233	149.3
3	14	AKM Motorsport	SMR	Marco Antonelli	ITA			Mercedes AMG GT3 - 2020	AM	3	19	13	1:45.650	0.292	0.059	149.2
4	93	Baporo Motorsport	ESP	Daniel Diaz-Varela	ESP	Jaume Font	ESP	Mercedes AMG GT3 - 2020	AM	4	19	18	1:46.776	1.418	1.126	147.7
CUPPA																
1	33	Alda Motorsport	POL	Tomasz Magdziarz	POL	Daan Pijl	NLD	Porsche 911 GT3 Cup gen 2	CUPPA	1	18	17	1:51.029			142.0
2	100	Alda Motorsport	POL	Jakub Dwernicki	POL	Jan Antoszewski	POL	Porsche 911 GT3 Cup gen 2	CUPPA	2	14	11	1:52.311	1.282	1.282	140.4
3	26	Q1 by EMG Motorsport	BEL	Maciej Darmetko	POL	Artur Janosz	POL	Porsche 911 GT3 Cup gen 2	CUPPA	3	12	10	1:52.528	1.499	0.217	140.1
4	44	Eugenio Pisani/CAME Racing Team	ITA	Eugenio Pisani	ITA	Stefano Bozzoni	ITA	Porsche 911 GT3 Cup gen 1	CUPPA	4	18	13	1:58.088	7.059	5.560	133.5
CUPAM																
1	45	Mark Speakerwas/CAME Racing	ITA	Mark Speakerwas	ITA	Peter Karpi	HUN	Porsche 911 GT3 Cup gen 1	CUPAM	1	18	9	1:55.846			136.1

*** PENALTIES**

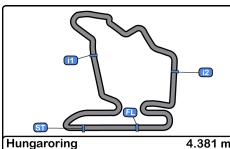
- CAR 14 TIME 1:55.219 DELETED TRACK LIMITS AT T 4
- CAR 100 TIME 1:54.032 DELETED TRACK LIMITS AT T 11
- CAR 33 TIME 1:52.950 DELETED TRACK LIMITS AT T 4
- CAR 88 TIME 1:51.420 DELETED TRACK LIMITS AT T 11
- CAR 777 TIME 1:47.363 DELETED TRACK LIMITS AT T 11
- CAR 14 TIME 1:47.173 DELETED TRACK LIMITS AT T 4
- CAR 7 TIME 1:48.362 DELETED TRACK LIMITS AT T 4
- CAR 7 TIME 1:52.126 DELETED TRACK LIMITS AT T 4
- CAR 17 TIME 1:47.380 DELETED TRACK LIMITS AT T 4
- CAR 93 TIME 1:48.262 DELETED TRACK LIMITS AT T 4
- CAR 47 TIME 1:54.466 DELETED TRACK LIMITS AT T 4

Published at:.....

Track Temp: 34.1 °C Air Temp: 30.1 °C Humidity: 54 % Track Status: DRY

Stewards:	Race Director:	Timekeeper: Luis Angel Garcia Nuñez JOB/I-0020-ESP
------------------	-----------------------	--





Hungaroring
International GT Open
Free Practice - 3



Provisional Results by Category

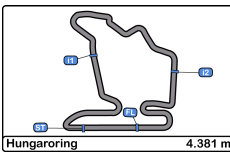
- Hungaroring 4.381 m.
- CAR 8 TIME 1:45.639 DELETED TRACK LIMITS AT T 4
 - CAR 11 TIME 1:50.811 DELETED TRACK LIMITS AT T 4
 - CAR 17 TIME 1:45.971 DELETED TRACK LIMITS AT T 11
 - CAR 17 TIME 1:44.768 DELETED TRACK LIMITS AT T 11
 - CAR 93 TIME 1:47.035 DELETED TRACK LIMITS AT T 11
 - CAR 45 TIME 1:57.121 DELETED TRACK LIMITS AT T 11
 - CAR 88 TIME 1:46.524 DELETED TRACK LIMITS AT T 11
 - CAR 11 TIME 1:44.937 DELETED TRACK LIMITS AT T 11
 - CAR 8 TIME 1:57.800 DELETED TRACK LIMITS AT T 4
 - CAR 88 TIME 1:46.996 DELETED TRACK LIMITS AT T 4
 - CAR 5 TIME 1:46.092 DELETED TRACK LIMITS AT T 4
 - CAR 100 TIME 2:04.474 DELETED TRACK LIMITS AT T 4

Published at:.....

Track Temp: 34.1 °C Air Temp: 30.1 °C Humidity: 54 % Track Status: DRY

Stewards:	Race Director:	Timekeeper: Luis Angel García Nuñez  JOB/I-0020-ESP
------------------	-----------------------	---





Hungaroring
International GT Open
Free Practice - 3
Provisional Results by Class



Cls	Nº	Entrant/Team	Nat	Driver 1	Nat	Driver 2	Nat	Vehicle	Cat	Cls	Laps	Best	Time	Gap	Interval	Km/h
International GT Open																
1	777	Olimp Racing	POL	Marcin Jedlinski	POL	Karol Basz	POL	Mercedes AMG GT3 - 2020	PROAM	1	19	11	1:44.723			150.6
2	11	Reno Racing	DNK	Jens Reno Moller	DNK	Marcus Paverud	DNK	Honda NSX GT3 Evo	PROAM	2	17	16	1:44.912	0.189	0.189	150.3
3	7	Inception Racing	GBR	Brendan Iribe	USA	Ollie Millroy	GBR	McLaren 720 S GT3	PROAM	3	17	8	1:45.198	0.475	0.286	149.9
4	17	HP Racing International	DEU	Gerhard Tweraser	AUT	Jan Seyffert	DEU	Lamborghini Huracan GT3 EVO	PROAM	4	21	11	1:45.314	0.591	0.116	149.7
5	5	Olimp Racing	POL	Stanislaw Jedlinski	POL	Krystian Korzeniowski	POL	Mercedes AMG GT3 - 2020	AM	1	21	13	1:45.358	0.635	0.044	149.6
6	8	Barone Rampante	ITA	Giuseppe Cipriani	ITA			Lamborghini Huracan GT3 EVO	AM	2	17	14	1:45.591	0.868	0.233	149.3
7	14	AKM Motorsport	ITA	Marco Antonelli	ITA			Mercedes AMG GT3 - 2020	AM	3	19	13	1:45.650	0.927	0.059	149.2
8	88	JP Motorsport	POL	Patryk Krupinski	POL	Christian Klien	AUT	McLaren 720 S GT3	PROAM	5	21	10	1:45.654	0.931	0.004	149.2
9	47	AKM Motorsport	ITA	Gianluca Giraudi	ITA	Loris Spinelli	ITA	Mercedes AMG GT3 - 2020	PROAM	6	20	19	1:45.887	1.164	0.233	148.9
10	93	Baporo Motorsport	ESP	Daniel Diaz-Varela	ESP	Jaume Font	ESP	Mercedes AMG GT3 - 2020	AM	4	19	18	1:46.776	2.053	0.889	147.7

GT Open Cup Europe																
1	33	Alda Motorsport	POL	Tomasz Magdziarz	POL	Daan Pijl	NLD	Porsche 911 GT3 Cup gen 2	CUPPA	1	18	17	1:51.029			142.0
2	100	Alda Motorsport	POL	Jakub Dwernicki	POL	Jan Antoszewski	POL	Porsche 911 GT3 Cup gen 2	CUPPA	2	14	11	1:52.311	1.282	1.282	140.4
3	26	Q1 by EMG Motorsport	BEL	Maciej Darmetko	POL	Artur Janosz	POL	Porsche 911 GT3 Cup gen 2	CUPPA	3	12	10	1:52.528	1.499	0.217	140.1
4	45	Mark Speakerwas/CAME Racing	ITA	Mark Speakerwas	ITA	Peter Karpi	ITA	Porsche 911 GT3 Cup gen 1	CUPAM	1	18	9	1:55.846	4.817	3.318	136.1
5	44	Eugenio Pisani/CAME Racing Team	ITA	Eugenio Pisani	ITA	Stefano Bozzoni	ITA	Porsche 911 GT3 Cup gen 1	CUPPA	4	18	13	1:58.088	7.059	2.242	133.5

*** PENALTIES**

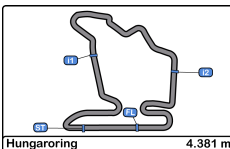
- CAR 14 TIME 1:55.219 DELETED TRACK LIMITS AT T 4
- CAR 100 TIME 1:54.032 DELETED TRACK LIMITS AT T 11
- CAR 33 TIME 1:52.950 DELETED TRACK LIMITS AT T 4
- CAR 88 TIME 1:51.420 DELETED TRACK LIMITS AT T 11
- CAR 777 TIME 1:47.363 DELETED TRACK LIMITS AT T 11
- CAR 14 TIME 1:47.173 DELETED TRACK LIMITS AT T 4
- CAR 7 TIME 1:48.362 DELETED TRACK LIMITS AT T 4
- CAR 7 TIME 1:52.126 DELETED TRACK LIMITS AT T 4
- CAR 17 TIME 1:47.380 DELETED TRACK LIMITS AT T 4
- CAR 93 TIME 1:48.262 DELETED TRACK LIMITS AT T 4
- CAR 47 TIME 1:54.466 DELETED TRACK LIMITS AT T 4
- CAR 8 TIME 1:45.639 DELETED TRACK LIMITS AT T 4
- CAR 11 TIME 1:50.811 DELETED TRACK LIMITS AT T 4
- CAR 17 TIME 1:45.971 DELETED TRACK LIMITS AT T 11

Published at:.....

Track Temp: 34.1 °C Air Temp: 30.1 °C Humidity: 54 % Track Status: DRY

Stewards:	Race Director:	Timekeeper: Luis Angel Garcia Nuñez JOB/I-0020-ESP
------------------	-----------------------	--





Hungaroring
International GT Open
Free Practice - 3
Provisional Results by Class



- CAR 17 TIME 1:44.768 DELETED TRACK LIMITS AT T 11
- CAR 93 TIME 1:47.035 DELETED TRACK LIMITS AT T 11
- CAR 45 TIME 1:57.121 DELETED TRACK LIMITS AT T 11
- CAR 88 TIME 1:46.524 DELETED TRACK LIMITS AT T 11
- CAR 11 TIME 1:44.937 DELETED TRACK LIMITS AT T 11
- CAR 8 TIME 1:57.800 DELETED TRACK LIMITS AT T 4
- CAR 88 TIME 1:46.996 DELETED TRACK LIMITS AT T 4
- CAR 5 TIME 1:46.092 DELETED TRACK LIMITS AT T 4
- CAR 100 TIME 2:04.474 DELETED TRACK LIMITS AT T 4

Published at:.....

Track Temp: **34.1 °C** Air Temp: **30.1 °C** Humidity: **54 %** Track Status: **DRY**

Stewards:	Race Director:	Timekeeper: Luis Angel García Nuñez JOB/I-0020-ESP
------------------	-----------------------	--





Hungaroring
International GT Open
Free Practice - 3
Lap Analysis



5 Stanislaw Jedlinski Mercedes AMG GT3 - 2020 **8** Giuseppe Cipriani Lamborghini Huracan GT3 EVO

AM Krystian Korzeniewski							Olimp Racing						AM Barone Rampante											
Lap	D	Time	Sector 1	Sector 2	Sector 3	T. Spd	Elapsed	Lap	D	Time	Sector 1	Sector 2	Sector 3	T. Spd	Elapsed	Lap	D	Time	Sector 1	Sector 2	Sector 3	T. Spd	Elapsed	
1		16:02:36.749	16:01:23.318	41.987	31.444		16:02:36.749	1		16:02:45.200	16:01:32.937	41.731	30.532		16:02:45.200									
2		1:52.096	40.269	40.835	30.992	225.4	16:04:28.845	2		1:49.106	38.668	40.428	30.010	224.5	16:04:34.306									
3		1:51.016	38.651	41.657	30.708	224.0	16:06:19.861	3		1:48.954	38.525	40.724	29.705	226.8	16:06:23.260									
4		1:50.031	38.573	40.936	30.522	225.4	16:08:09.892	4		1:46.929	37.796	39.431	29.702	226.4	16:08:10.189									
5		1:51.342	39.605	41.019	30.718	224.5	16:10:01.234	5		1:47.078	38.031	39.156	29.891	227.3	16:09:57.267									
6		1:53.262	40.610	41.791	30.861	225.4	16:11:54.496	6		1:46.517	37.696	39.329	29.492	226.4	16:11:43.784									
7		1:55.553	39.296	44.993	31.264	223.6	16:13:50.049	7		1:46.353	37.758	39.174	29.421	225.9	16:13:30.137									
8		1:52.128	38.966	41.475	31.687	225.4	16:15:42.177	8		1:52.967 P	37.592	39.822	35.553	226.4	16:15:23.104									
9		1:50.524	38.538	41.317	30.669	224.5	16:17:32.701	9		6:29.107	5:15.492	43.607	30.008		16:21:52.211									
10		2:00.253 P	38.556	41.137	40.560	225.4	16:19:32.954	10		1:45.693	37.459	38.803	29.431	225.0	16:23:37.904									
11		3:30.634	2:21.486	39.459	29.689		16:23:03.588	11		1:46.049	37.577	38.884	29.588	225.9	16:25:23.953									
12		1:46.339	37.648	39.348	29.343	228.3	16:24:49.927	12		1:45.791	37.552	38.657	29.582	225.4	16:27:09.744									
13		1:45.358	37.312	38.732	29.314	227.8	16:26:35.285	13		1:56.039	40.073	45.692	30.274	225.4	16:29:05.783									
14		1:48.973	39.026	39.861	30.086	227.3	16:28:24.258	14		1:45.591	37.521	38.674	29.396	225.0	16:30:51.374									
15		1:45.872	37.516	38.914	29.442	227.8	16:30:10.130	15		1:46.639	37.566	38.523	29.550	225.4	16:32:37.013									
16		1:45.737	37.516	38.719	29.502	227.8	16:31:55.867	16		1:59.976	40.681	47.517	31.778	226.8	16:34:36.989									
17		1:46.092	37.666	38.920	29.506	228.3	16:33:41.959	17		1:57.800 P	37.892	41.046	38.862	225.9	16:36:34.789									
18		1:52.028 P	38.388	38.730	34.910	228.3	16:35:33.987																	
19		2:59.361	1:50.969	38.494	29.898		16:38:33.348																	
20		1:45.855	37.485	38.740	29.630	228.3	16:40:19.203																	
21		1:58.230 P	37.342	38.681	42.207	226.4	16:42:17.433																	

7 Brendan Iribe McLaren 720 S GT3 **11** Jens Reno Moller Honda NSX GT3 Evo

PROAM Ollie Millroy							Inception Racing						PROAM Marcus Paverud							Reno Racing					
Lap	D	Time	Sector 1	Sector 2	Sector 3	T. Spd	Elapsed	Lap	D	Time	Sector 1	Sector 2	Sector 3	T. Spd	Elapsed	Lap	D	Time	Sector 1	Sector 2	Sector 3	T. Spd	Elapsed		
1		16:04:33.781	16:03:23.298	40.469	30.014		16:04:33.781	1		16:02:08.566	16:00:57.590	40.220	30.756		16:02:08.566										
2		1:52.126	38.903	42.688	30.535	225.4	16:06:25.907	2		1:47.835	38.253	39.756	29.826	230.2	16:03:56.401										
3		1:49.362	38.251	39.938	30.173	227.3	16:08:14.269	3		1:47.775	38.459	39.407	29.909	229.2	16:05:44.176										
4		1:47.606	38.132	39.594	29.880	229.2	16:10:01.875	4		1:48.094	38.360	39.788	29.946	230.2	16:07:32.270										
5		1:48.047	38.343	39.748	29.956	228.8	16:11:49.922	5		1:48.311	38.869	39.667	29.775	230.7	16:09:20.581										
6		1:52.833 P	40.072	39.737	33.024	228.3	16:13:42.755	6		1:53.799 P	37.855	40.352	35.592	230.7	16:11:14.380										
7		2:54.170	1:44.854	39.674	29.642		16:16:36.925	7		4:15.499	3:06.083	39.845	29.571		16:15:29.879										
8		1:45.198	37.479	38.565	29.154	228.8	16:18:22.123	8		1:46.835	38.118	39.247	29.470	229.2	16:17:16.714										
9		1:45.569	37.566	38.620	29.383	228.3	16:20:07.692	9		1:46.979	38.021	38.956	30.002	230.7	16:19:03.693										
10		1:46.971	37.692	39.349	29.930	227.8	16:21:54.663	10		1:46.308	37.724	39.036	29.548	231.2	16:20:50.001										
11		1:45.709	37.657	38.551	29.501	228.3	16:23:40.372	11		1:53.748 P	38.979	40.860	33.909	230.2	16:22:43.749										
12		1:52.498 P	37.668	39.185	35.645	228.3	16:25:32.870	12		2:53.787	1:45.217	39.077	29.493		16:25:37.536										
13		9:46.789	8:37.379	39.291	30.119		16:35:19.659	13		4:44.937	37.483	38.308	29.146	229.7	16:27:22.473										
14		1:46.835	37.899	39.235	29.701	227.3	16:37:06.494	14		4:50.844	37.310	39.822	33.679	230.2	16:29:13.284										
15		1:47.533	37.654	39.149	30.730	226.8	16:38:54.027	15		1:45.526	37.520	38.737	29.269	230.7	16:30:58.810										
16		1:45.830	37.654	38.749	29.427	227.3	16:40:39.857	16		1:44.912	37.377	38.325	29.210	229.7	16:32:43.722										
17		1:50.905 P	37.498	38.577	34.830	227.3	16:42:30.762	17		2:01.950 P	37.376	48.890	35.684	230.2	16:34:45.672										





Hungaroring
International GT Open
Free Practice - 3
Lap Analysis

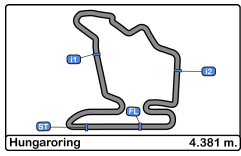


14 Marco Antonelli Mercedes AMG GT3 - 2020 **26** Maciej Darmetko Porsche 911 GT3 Cup gen 2

AM						AKM Motorsport						CUPPA						Artur Janosz						Q1 by EMG Motorsport										
Lap	D	Time	Sector 1	Sector 2	Sector 3	T. Spd	Elapsed	Lap	D	Time	Sector 1	Sector 2	Sector 3	T. Spd	Elapsed	Lap	D	Time	Sector 1	Sector 2	Sector 3	T. Spd	Elapsed	Lap	D	Time	Sector 1	Sector 2	Sector 3	T. Spd	Elapsed			
1		16:03:36.091	16:02:24.374	41.656	30.061		16:03:36.091	1		16:05:58.736	16:04:40.965	45.441	32.330		16:05:58.736	1		16:05:58.736	16:04:40.965	45.441	32.330		16:05:58.736	1		16:05:58.736	16:04:40.965	45.441	32.330		16:05:58.736			
2		1:47.697	38.249	39.601	29.847	226.4	16:05:23.788	2		1:56.683	41.162	43.149	32.372	219.5	16:07:55.419	2		1:56.683	41.162	43.149	32.372	219.5	16:07:55.419	2		1:56.683	41.162	43.149	32.372	219.5	16:07:55.419			
3		1:47.473	37.861	39.600	29.712	227.8	16:07:10.961	3		1:56.113	40.591	43.457	32.065	219.5	16:09:51.532	3		1:56.113	40.591	43.457	32.065	219.5	16:09:51.532	3		1:56.113	40.591	43.457	32.065	219.5	16:09:51.532			
4		1:47.236	37.702	39.711	29.823	227.8	16:08:58.197	4		1:56.532	41.109	43.437	31.986	218.6	16:11:48.064	4		1:56.532	41.109	43.437	31.986	218.6	16:11:48.064	4		1:56.532	41.109	43.437	31.986	218.6	16:11:48.064			
5		1:47.300	37.710	39.757	29.833	227.3	16:10:45.497	5		2:03.430	43.255	47.845	32.330	219.5	16:13:51.494	5		2:03.430	43.255	47.845	32.330	219.5	16:13:51.494	5		2:03.430	43.255	47.845	32.330	219.5	16:13:51.494			
6		1:46.853	37.681	39.363	29.809	228.8	16:12:32.350	6		1:55.247	40.819	42.735	31.693	217.7	16:15:46.741	6		1:55.247	40.819	42.735	31.693	217.7	16:15:46.741	6		1:55.247	40.819	42.735	31.693	217.7	16:15:46.741			
7		1:55.249	37.797	47.100	30.322	228.8	16:14:27.569	7		2:06.941 P	40.519	45.336	41.086	220.8	16:17:53.682	7		2:06.941 P	40.519	45.336	41.086	220.8	16:17:53.682	7		2:06.941 P	40.519	45.336	41.086	220.8	16:17:53.682			
8		2:01.322 P	37.924	45.959	37.439	227.3	16:16:28.891	8		10:55.648	9:38.270	45.051	32.327		16:28:49.330	8		10:55.648	9:38.270	45.051	32.327		16:28:49.330	8		10:55.648	9:38.270	45.051	32.327		16:28:49.330			
9		2:40.567	1:31.238	39.862	29.467		16:19:09.458	9		1:52.990	40.403	41.515	31.072	218.1	16:30:42.320	9		1:52.990	40.403	41.515	31.072	218.1	16:30:42.320	9		1:52.990	40.403	41.515	31.072	218.1	16:30:42.320			
10		1:45.994	37.424	39.230	29.340	228.8	16:20:55.452	10		1:52.528	40.107	41.308	31.113	219.5	16:32:34.848	10		1:52.528	40.107	41.308	31.113	219.5	16:32:34.848	10		1:52.528	40.107	41.308	31.113	219.5	16:32:34.848			
11		2:02.479	46.150	47.010	29.319	228.3	16:22:57.931	11		1:52.689	39.947	41.792	30.950	219.9	16:34:27.537	11		1:52.689	39.947	41.792	30.950	219.9	16:34:27.537	11		1:52.689	39.947	41.792	30.950	219.9	16:34:27.537			
12		1:47.442	37.580	40.661	29.201	227.8	16:24:45.373	12		2:04.135 P	40.123	43.795	40.217	218.1	16:36:31.672	12		2:04.135 P	40.123	43.795	40.217	218.1	16:36:31.672	12		2:04.135 P	40.123	43.795	40.217	218.1	16:36:31.672			
13		1:45.650	37.454	38.785	29.411	227.8	16:26:31.023	13								13									13									
14		1:51.071	39.474	42.142	29.455	227.3	16:28:22.094	14								14									14									
15		1:46.421	37.455	39.458	29.508	227.3	16:30:08.515	15								15									15									
16		1:45.901	37.665	39.062	29.174	228.3	16:31:54.416	16								16									16									
17		1:46.835	37.584	39.727	29.524	229.7	16:33:41.251	17								17									17									
18		1:45.716	37.670	38.801	29.245	227.3	16:35:26.967	18								18									18									
19		1:54.112 P	37.659	39.607	36.846	228.8	16:37:21.079	19								19									19									

17 Gerhard Tweraser Lamborghini Huracan GT3 EVO **33** Tomasz Magdziarz Porsche 911 GT3 Cup gen 2

PROAM						HP Racing International						CUPPA						Daan Pijl						Alda Motorsport							
Lap	D	Time	Sector 1	Sector 2	Sector 3	T. Spd	Elapsed	Lap	D	Time	Sector 1	Sector 2	Sector 3	T. Spd	Elapsed	Lap	D	Time	Sector 1	Sector 2	Sector 3	T. Spd	Elapsed	Lap	D	Time	Sector 1	Sector 2	Sector 3	T. Spd	Elapsed
1		16:02:11.273	16:01:00.065	40.302	30.906		16:02:11.273	1		16:02:59.195	16:01:35.443	49.459	34.293		16:02:59.195	1		16:02:59.195	16:01:35.443	49.459	34.293		16:02:59.195	1		16:02:59.195	16:01:35.443	49.459	34.293		16:02:59.195
2		1:48.156	38.208	39.872	30.076	225.4	16:03:59.429	2		1:58.998	43.178	43.821	31.999	214.7	16:04:58.193	2		1:58.998	43.178	43.821	31.999	214.7	16:04:58.193	2		1:58.998	43.178	43.821	31.999	214.7	16:04:58.193
3		1:47.380	37.995	39.181	30.204	226.8	16:05:46.809	3		2:07.332	52.046	43.254	32.032	218.6	16:07:05.525	3		2:07.332	52.046	43.254	32.032	218.6	16:07:05.525	3		2:07.332	52.046	43.254	32.032	218.6	16:07:05.525
4		1:47.020	37.882	39.285	29.853	226.8	16:07:33.829	4		1:54.783	40.195	43.257	31.331	219.9	16:09:00.308	4		1:54.783	40.195	43.257	31.331	219.9	16:09:00.308	4		1:54.783	40.195	43.257	31.331	219.9	16:09:00.308
5		1:48.981	38.329	40.593	30.059	227.3	16:09:22.810	5		1:53.708	40.212	42.099	31.397	220.8	16:10:54.016	5		1:53.708	40.212	42.099	31.397	220.8	16:10:54.016	5		1:53.708	40.212	42.099	31.397	220.8	16:10:54.016
6		1:46.477	37.682	39.078	29.717	226.8	16:11:09.287	6		1:52.950	40.042	41.746	31.162	219.5	16:12:46.966	6		1:52.950	40.042	41.746	31.162	219.5	16:12:46.966	6		1:52.950	40.042	41.746	31.162	219.5	16:12:46.966
7		1:50.000 P	37.904	39.334	32.762	226.8	16:12:59.287	7		1:54.007	40.634	42.119	31.254	220.4	16:14:40.973	7		1:54.007	40.634	42.119	31.254	220.4	16:14:40.973	7		1:54.007	40.634	42.119	31.254	220.4	16:14:40.973
8		3:34.198	2:24.192	39.712	30.294		16:16:33.485	8		1:58.018	40.123	43.220	34.675	220.4	16:16:38.991	8		1:58.018	40.123	43.220	34.675	220.4	16:16:38.991	8		1:58.018	40.123	43.220	34.675	220.4	16:16:38.991
9		1:44.768	37.344	38.207	29.217	226.4	16:18:18.253	9		1:54.131	40.046	42.604	31.481	220.4	16:18:33.122	9		1:54.131	40.046	42.604	31.481	220.4	16:18:33.122	9		1:54.131	40.046	42.604	31.481	220.4	16:18:33.122
10		1:45.365	37.425	38.500	29.440	226.8	16:20:03.618	10		1:52.818	40.045	41.405	31.368	219.9	16:20:25.940	10		1:52.818	40.045	41.405	31.368	219.9	16:20:25.940	10		1:52.818	40.045	41.405	31.368	219.9	16:20:25.940
11		1:45.314	37.272	38.585	29.457	226.8	16:21:48.932	11		1:52.074	39.965	41.158	30.951	219.0	16:22:18.014	11		1:52.074	39.965	41.158	30.951	219.0	16:22:18.014	11		1:52.074	39.965	41.158	30.951	219.0	16:22:18.014
12		1:46.235	37.841	38.606	29.788	226.4	16:23:35.167	12		1:52.113	39.777	41.176	31.160	219.5	16:24:10.127	12		1:52.113	39.777	41.176	31.160	219.5	16:24:10.127	12		1:52.113	39.777	41.176	31.160	219.5	16:24:10.127
13		1:45.974	37.602	38.752	29.617	226.4	16:25:21.138	13		2:02.077 P	40.436	41.536	40.105	219.0	16:26:12.204	13		2:02.077 P	40.436	41.536	40.105	219.0	16:26:12.204	13		2:02.077 P	40.436	41.536	40.105	219.0	16:26:12.204
14		1:49.289 P	37.789	38.802	32.698	225.4	16:27:10.427	14		6:00.722	4:43.931	44.907	31.884		16:32:12.926	14		6:00.722	4:43.931	44.907	31.884		16:32:12.926	14		6:00.722	4:43.931	44.907	31.884		16:32:12.926
15		4:32.555	3:23.662	39.165	29.728		16:31:42.982	15		1:53.283	40.597	41.849	30.837	218.1	16:34:06.209	15		1:53.283	40.597	41.849	30.837	218.1	16:34:06.209	15		1:53.283	40.597	41.849	30.837	218.1	16:34:06.209
16		1:46.725	37.815	39.052	29.858	225.9	16:33:29.707	16		1:51.320	39.648	40.928	30.744	218.1	16:35:57.529	16		1:51.320	39.648												



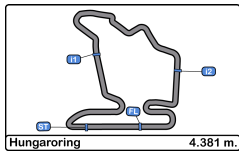
Hungaroring
International GT Open
Free Practice - 3
Lap Analysis



44 Eugenio Pisani Porsche 911 GT3 Cup gen 1							47 Gianluca Giraudi Mercedes AMG GT3 - 2020								
CUPPA		Stefano Bozzoni		Eugenio Pisani/CAME Racing			PROAM		Loris Spinelli		AKM Motorsport				
Lap	D	Time	Sector 1	Sector 2	Sector 3	T. Spd	Elapsed	Lap	D	Time	Sector 1	Sector 2	Sector 3	T. Spd	Elapsed
1		16:05:05.138	16:03:44.809	46.494	33.835		16:05:05.138	1		16:05:19.400	16:04:04.136	44.400	30.864		16:05:19.400
2		2:03.548	42.688	45.262	35.598	213.4	16:07:08.686	2		1:58.086 P	39.457	41.644	36.985	227.8	16:07:17.486
3		2:04.239	43.978	45.993	34.268	213.8	16:09:12.925	3		2:49.724	1:38.752	40.911	30.061		16:10:07.210
4		2:06.456	42.330	50.469	33.657	213.8	16:11:19.381	4		1:48.829	38.452	40.354	30.023	228.8	16:11:56.039
5		2:01.144	42.651	45.020	33.473	215.5	16:13:20.525	5		1:52.413	38.343	43.469	30.601	229.2	16:13:48.452
6		2:09.290 P	42.380	46.151	40.759	214.2	16:15:29.815	6		1:48.775	38.180	40.454	30.141	227.8	16:15:37.227
7		3:19.870	2:02.120	44.635	33.115		16:18:49.685	7		1:51.460	38.053	43.184	30.223	228.8	16:17:28.687
8		2:02.452	42.165	46.814	33.473	214.2	16:20:52.137	8		1:48.424	38.155	40.347	29.922	228.8	16:19:17.111
9		2:01.281	42.711	44.935	33.635	216.4	16:22:53.418	9		1:47.987	37.985	39.983	30.019	229.2	16:21:05.098
10		2:22.518 P	45.733	49.766	47.019	214.2	16:25:15.936	10		1:53.360 P	38.306	41.086	33.968	227.8	16:22:58.458
11		3:19.152	2:01.108	45.036	33.008		16:28:35.088	11		2:43.986	1:32.983	41.395	29.608		16:25:42.444
12		1:59.152	42.210	44.113	32.829	216.4	16:30:34.240	12		1:46.021	37.796	38.928	29.297	226.8	16:27:28.465
13		1:58.088	41.716	43.698	32.674	216.4	16:32:32.328	13		1:45.972	37.572	38.862	29.538	227.8	16:29:14.437
14		2:07.215	41.676	47.768	37.771	216.8	16:34:39.543	14		1:47.072	37.358	39.267	30.447	230.2	16:31:01.509
15		2:24.055 P	47.352	52.671	44.032	214.7	16:37:03.598	15		1:54.466	37.800	46.065	30.601	227.8	16:32:55.975
16		2:45.061	1:12.179	53.084	39.798		16:39:48.659	16		1:46.997	37.616	39.436	29.945	229.7	16:34:42.972
17		2:08.866	47.308	48.207	33.351	151.8	16:41:57.525	17		1:46.979	38.043	39.480	29.456	230.2	16:36:29.951
18		2:10.625 P	42.347	44.030	44.248	214.2	16:44:08.150	18		1:46.256	37.497	39.265	29.494	230.2	16:38:16.207
19								19		1:45.887	37.403	38.927	29.557	229.7	16:40:02.094
20								20		1:54.534 P	39.071	40.858	34.605	228.3	16:41:56.628

45 Mark Speakerwas Porsche 911 GT3 Cup gen 1							88 Patryk Krupinski McLaren 720 S GT3								
CUPAM		Peter Karpi		Mark Speakerwas/CAME Racing			PROAM		Christian Klien		JP Motorsport				
Lap	D	Time	Sector 1	Sector 2	Sector 3	T. Spd	Elapsed	Lap	D	Time	Sector 1	Sector 2	Sector 3	T. Spd	Elapsed
1		16:05:28.734	16:04:02.788	51.058	34.888		16:05:28.734	1		16:04:23.497	16:03:13.625	40.261	29.611		16:04:23.497
2		2:00.501	42.395	44.881	33.225	214.7	16:07:29.235	2		1:47.145	37.645	39.635	29.865	228.8	16:06:10.642
3		2:08.077 P	42.353	46.966	38.758	214.7	16:09:37.312	3		1:48.364	38.002	39.678	30.684	230.2	16:07:59.006
4		3:02.993	1:44.956	45.294	32.743		16:12:40.305	4		1:47.975	37.606	40.604	29.765	230.7	16:09:46.981
5		1:58.208	41.498	43.553	33.157	218.1	16:14:38.513	5		1:47.420 P	37.653	39.854	33.913	231.2	16:11:38.401
6		1:56.605	41.032	43.105	32.468	216.4	16:16:35.118	6		2:57.281	1:47.673	39.716	29.892		16:14:35.682
7		1:59.513	41.587	44.780	33.146	216.4	16:18:34.631	7		1:47.117	37.346	40.087	29.684	230.2	16:16:22.799
8		1:56.140	41.009	43.083	32.048	217.7	16:20:30.771	8		1:46.161	37.191	39.285	29.685	230.7	16:18:08.960
9		1:55.846	40.861	42.945	32.040	217.3	16:22:26.617	9		1:46.004	37.766	38.898	29.340	230.2	16:19:54.964
10		2:02.197 P	41.270	43.699	37.228	217.7	16:24:28.814	10		1:45.654	37.454	38.791	29.409	230.7	16:21:40.618
11		4:01.587	2:44.062	44.554	32.971		16:28:30.401	11		1:47.207	37.682	39.539	29.986	230.7	16:23:27.825
12		1:57.337	41.082	43.195	33.060	217.3	16:30:27.738	12		1:53.038 P	37.877	40.002	35.159	230.2	16:25:20.863
13		1:56.640	40.856	43.234	32.550	218.1	16:32:24.378	13		2:56.399	1:47.381	39.344	29.674		16:28:17.262
14		1:56.386	40.981	42.948	32.457	217.7	16:34:20.764	14		1:46.481	37.943	39.057	29.481	230.2	16:30:03.743
15		1:57.424	41.198	43.395	32.528	217.7	16:36:17.885	15		1:46.524	37.556	39.192	29.776	230.2	16:31:50.267
16		3:04.546	57.287	1:08.540	58.719	217.3	16:39:22.431	16		1:46.677	37.297	39.374	30.006	230.2	16:33:36.944
17		2:06.007	41.208	51.272	33.527	215.1	16:41:28.438	17		1:46.996	37.675	39.664	29.657	230.2	16:35:23.940
18		2:15.927 P	40.900	45.223	49.804	216.8	16:43:44.365	18		1:46.796	37.686	39.269	29.841	231.2	16:37:10.736
								19		1:47.322	37.622	39.562	30.138	230.2	16:38:58.058
								20		1:46.502	37.501	39.283	29.718	230.7	16:40:44.560
								21		2:02.088 P	41.248	43.341	37.499	228.3	16:42:46.648





Hungaroring
International GT Open
Free Practice - 3
Lap Analysis



93

Daniel Diaz-Varela

Mercedes AMG GT3 - 2020

777

Marcin Jedlinski

Mercedes AMG GT3 - 2020

AM Jaime Font Baporo Motorsport PROAM Karol Basz Olimp Racing

Lap	D	Time	Sector 1	Sector 2	Sector 3	T. Spd	Elapsed	Lap	D	Time	Sector 1	Sector 2	Sector 3	T. Spd	Elapsed
1		16:02:59.352	16:01:44.913	42.063	32.376		16:02:59.352	1		16:02:17.691	16:01:08.045	39.953	29.693		16:02:17.691
2		1:49.442	39.262	39.843	30.337	225.9	16:04:48.794	2		1:47.204	38.065	39.672	29.467	226.4	16:04:04.895
3		1:48.639	38.612	39.331	30.696	227.8	16:06:37.433	3		1:47.117	37.945	39.279	29.893	226.4	16:05:52.012
4		1:47.608	38.115	39.374	30.119	228.8	16:08:25.041	4		1:46.187	37.925	38.704	29.558	226.8	16:07:38.199
5		1:52.855	38.197	40.926	33.732	228.3	16:10:17.896	5		1:47.363	37.814	39.779	29.770	226.4	16:09:25.562
6		1:59.825 P	39.359	42.086	38.380	226.8	16:12:17.721	6		1:47.803	38.187	39.781	29.835	226.8	16:11:13.365
7		4:52.359	3:42.155	39.931	30.273		16:17:10.080	7		1:46.852	38.332	38.935	29.585	226.8	16:13:00.217
8		1:47.835	38.346	39.473	30.016	228.8	16:18:57.915	8		1:46.719	38.118	39.052	29.549	226.8	16:14:46.936
9		1:47.628	38.085	39.397	30.146	228.3	16:20:45.543	9		1:53.723 P	38.724	40.366	34.633	226.4	16:16:40.659
10		1:47.065	37.841	39.119	30.105	228.3	16:22:32.608	10		3:02.834	1:53.280	39.579	29.975		16:19:43.493
11		1:58.583 P	38.274	41.359	38.950	227.8	16:24:31.191	11		1:44.723	37.504	38.215	29.004	226.8	16:21:28.216
12		4:45.842	3:34.392	41.454	29.996		16:29:17.033	12		1:46.711	37.641	39.005	30.065	225.0	16:23:14.927
13		1:47.794	38.136	39.910	29.748	227.3	16:31:04.827	13		1:51.768 P	37.917	38.561	35.290	225.4	16:25:06.695
14		1:48.262	38.212	39.981	30.069	227.8	16:32:53.089	14		3:49.999 P	2:37.683	39.430	32.886		16:28:56.694
15		1:47.934	38.004	39.542	30.388	227.3	16:34:41.023	15		2:59.730 P	1:46.813	39.034	33.883		16:31:56.424
16		1:46.845	37.925	39.349	29.571	228.3	16:36:27.868	16		2:57.351	1:46.471	40.437	30.443		16:34:53.775
17		1:47.035	37.917	39.449	29.669	226.8	16:38:14.903	17		1:46.808	38.143	38.981	29.684	226.4	16:36:40.583
18		1:46.776	37.780	39.175	29.821	226.8	16:40:01.679	18		1:45.623	37.591	38.823	29.209	226.4	16:38:26.206
19		2:07.583 P	42.411	46.883	38.289	226.8	16:42:09.262	19		1:55.710 P	39.534	40.832	35.344	226.8	16:40:21.916

100

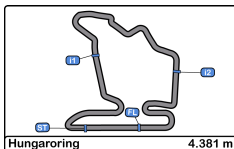
Jakub Dwernicki

Porsche 911 GT3 Cup gen 2

CUPPA Jan Antoszewski Alda Motorsport

Lap	D	Time	Sector 1	Sector 2	Sector 3	T. Spd	Elapsed
1		16:02:33.525	16:01:06.418	51.481	35.626		16:02:33.525
2		2:14.392 P	44.991	46.933	42.468	195.6	16:04:47.917
3		5:41.894	4:26.209	43.363	32.322		16:10:29.811
4		1:56.090	41.790	42.432	31.868	218.6	16:12:25.901
5		1:54.032	40.484	41.836	31.712	220.4	16:14:19.933
6		2:05.504	40.281	53.549	31.674	219.5	16:16:25.437
7		2:17.538 P	40.307	1:01.005	36.226	219.9	16:18:42.975
8		3:17.316	1:58.454	45.764	33.098		16:22:00.291
9		1:54.107	40.685	42.008	31.414	214.2	16:23:54.398
10		1:53.081	40.310	41.406	31.365	219.5	16:25:47.479
11		1:52.311	39.720	41.522	31.069	219.9	16:27:39.790
12		1:53.383	39.818	41.917	31.648	219.5	16:29:33.173
13		1:53.440	40.133	41.712	31.595	219.9	16:31:26.613
14		2:04.474 P	39.943	47.944	36.587	219.5	16:33:31.087



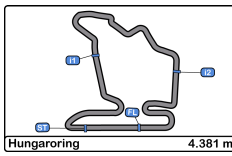


Hungaroring
International GT Open
Free Practice - 3
Best Sectors Results



Sector - 1				Sector - 2				Sector - 3				Ideal Lap vs Best Lap			
Clas	Nº	Driver	Time	Nº	Driver	Time	Nº	Driver	Time	Clas	Nº	Driver	Ideal Lap	Best Lap	Clas
1	88	Krupinski - Klien	37.191	17	Tweraser - Seyffert	38.207	777	Jedlinski - Basz	29.004	1	17	Tweraser - Seyffert	1:44.696	1:45.314	4
2	17	Tweraser - Seyffert	37.272	777	Jedlinski - Basz	38.215	11	Reno Moller - Paverud	29.146	2	777	Jedlinski - Basz	1:44.723	1:44.723	1
3	11	Reno Moller - Paverud	37.310	11	Reno Moller - Paverud	38.308	7	Iribe - Millroy	29.154	3	11	Reno Moller - Paverud	1:44.764	1:44.912	2
4	5	Jedlinski - Korzeniowski	37.312	5	Jedlinski - Korzeniowski	38.494	14	Marco Antonelli	29.174	4	5	Jedlinski - Korzeniowski	1:45.120	1:45.358	5
5	47	Giraudi - Spinelli	37.358	8	Giuseppe Cipriani	38.523	17	Tweraser - Seyffert	29.217	5	7	Iribe - Millroy	1:45.184	1:45.198	3
6	14	Marco Antonelli	37.424	7	Iribe - Millroy	38.551	47	Giraudi - Spinelli	29.297	6	88	Krupinski - Klien	1:45.322	1:45.654	8
7	8	Giuseppe Cipriani	37.459	14	Marco Antonelli	38.785	5	Jedlinski - Korzeniowski	29.314	7	8	Giuseppe Cipriani	1:45.378	1:45.591	6
8	7	Iribe - Millroy	37.479	88	Krupinski - Klien	38.791	88	Krupinski - Klien	29.340	8	14	Marco Antonelli	1:45.383	1:45.650	7
9	777	Jedlinski - Basz	37.504	47	Giraudi - Spinelli	38.862	8	Giuseppe Cipriani	29.396	9	47	Giraudi - Spinelli	1:45.517	1:45.887	9
10	93	Diaz-Varela - Font	37.780	93	Diaz-Varela - Font	39.119	93	Diaz-Varela - Font	29.571	10	93	Diaz-Varela - Font	1:46.470	1:46.776	10
11	33	Magdziarz - Pijl	39.523	33	Magdziarz - Pijl	40.806	33	Magdziarz - Pijl	30.700	11	33	Magdziarz - Pijl	1:51.029	1:51.029	11
12	100	Dwernicki - Antoszewski	39.720	26	Darmetko - Janosz	41.308	26	Darmetko - Janosz	30.950	12	100	Dwernicki - Antoszewski	1:52.195	1:52.311	12
13	26	Darmetko - Janosz	39.947	100	Dwernicki - Antoszewski	41.406	100	Dwernicki - Antoszewski	31.069	13	26	Darmetko - Janosz	1:52.205	1:52.528	13
14	45	Speakerwas - Karpi	40.856	45	Speakerwas - Karpi	42.945	45	Speakerwas - Karpi	32.040	14	45	Speakerwas - Karpi	1:55.841	1:55.846	14
15	44	Pisani - Bozzoni	41.676	44	Pisani - Bozzoni	43.698	44	Pisani - Bozzoni	32.674	15	44	Pisani - Bozzoni	1:58.048	1:58.088	15



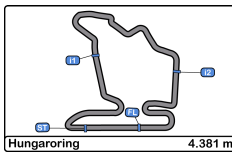


Hungaroring
International GT Open
Free Practice - 3
Best 5 Lap Times



Cl	N°	Entrant/Team	Nat	Driver 1	Nat	Driver 2	Nat	Vehicle	Cat	Cl	Best 1		Best 2		Best 3		Best 4		Best 5	
											Time	Lap	Time	Lap	Time	Lap	Time	Lap	Time	Lap
1	777	Olimp Racing	POL	Marcin Jedlinski	POL	Karol Basz	POL	Mercedes AMG GT3 - 2020	PROAM	1	1:44.723	11	1:45.623	18	1:46.187	4	1:46.711	12	1:46.719	8
2	11	Reno Racing	DNK	Jens Reno Moller	DNK	Marcus Paverud	NOR	Honda NSX GT3 Evo	PROAM	2	1:44.912	16	1:45.526	15	1:46.308	10	1:46.835	8	1:46.979	9
3	7	Inception Racing	GBR	Brendan Iribe	USA	Ollie Millroy	GBR	McLaren 720 S GT3	PROAM	3	1:45.198	8	1:45.569	9	1:45.709	11	1:45.830	16	1:46.835	14
4	17	HP Racing International	DEU	Gerhard Tweraser	AUT	Jan Seyffert	DEU	Lamborghini Huracan GT3 EVO	PROAM	4	1:45.314	11	1:45.365	10	1:46.195	19	1:46.204	17	1:46.235	12
5	5	Olimp Racing	POL	Stanislaw Jedlinski	POL	Krystian Korzeniowski	POL	Mercedes AMG GT3 - 2020	AM	1	1:45.358	13	1:45.737	16	1:45.855	20	1:45.872	15	1:46.339	12
6	8	Barone Rampante	ITA	Giuseppe Cipriani	ITA			Lamborghini Huracan GT3 EVO	AM	2	1:45.591	14	1:45.693	10	1:45.791	12	1:46.049	11	1:46.353	7
7	14	AKM Motorsport	SMR	Marco Antonelli	ITA			Mercedes AMG GT3 - 2020	AM	3	1:45.650	13	1:45.716	18	1:45.901	16	1:45.994	10	1:46.421	15
8	88	JP Motorsport	POL	Patryk Krupinski	POL	Christian Klien	AUT	McLaren 720 S GT3	PROAM	5	1:45.654	10	1:46.004	9	1:46.161	8	1:46.481	14	1:46.502	20
9	47	AKM Motorsport	SMR	Gianluca Giraudi	ITA	Loris Spinelli	ITA	Mercedes AMG GT3 - 2020	PROAM	6	1:45.887	19	1:45.972	13	1:46.021	12	1:46.256	18	1:46.979	17
10	93	Baporo Motorsport	ESP	Daniel Diaz-Varela	ESP	Jaume Font	ESP	Mercedes AMG GT3 - 2020	AM	4	1:46.776	18	1:46.845	16	1:47.065	10	1:47.608	4	1:47.628	9
11	33	Alda Motorsport	POL	Tomasz Magdziarz	POL	Daan Pijl	NLD	Porsche 911 GT3 Cup gen 2	CUPPA	1	1:51.029	17	1:51.320	16	1:52.074	11	1:52.113	12	1:52.818	10
12	100	Alda Motorsport	POL	Jakub Dwernicki	POL	Jan Antoszewski	POL	Porsche 911 GT3 Cup gen 2	CUPPA	2	1:52.311	11	1:53.081	10	1:53.383	12	1:53.440	13	1:54.107	9
13	26	Q1 by EMG Motorsport	BEL	Maciej Darmetko	POL	Artur Janosz	POL	Porsche 911 GT3 Cup gen 2	CUPPA	3	1:52.528	10	1:52.689	11	1:52.990	9	1:55.247	6	1:56.113	3
14	45	Mark Speakerwas/CAME Racing	ITA	Mark Speakerwas	ITA	Peter Karpi	HUN	Porsche 911 GT3 Cup gen 1	CUPAM	1	1:55.846	9	1:56.140	8	1:56.386	14	1:56.605	6	1:56.640	13
15	44	Eugenio Pisani/CAME Racing Team	ITA	Eugenio Pisani	ITA	Stefano Bozzoni	ITA	Porsche 911 GT3 Cup gen 1	CUPPA	4	1:58.088	13	1:59.152	12	2:01.144	5	2:01.281	9	2:02.452	8



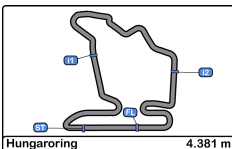


Hungaroring
International GT Open
Free Practice - 3
Best 5 Top Speeds



Cl	N°	Entrant/Team	Nat	Driver 1	Nat	Driver 2	Nat	Vehicle	Cat	Cl	Top 1		Top 2		Top 3		Top 4		Top 5		Avg
											Km/h	Lap	Km/h	Lap	Km/h	Lap	Km/h	Lap	Km/h	Lap	
1	11	Reno Racing		Jens Reno Moller		Marcus Paverud		Honda NSX GT3 Evo	PROAM	1	231.2	10	230.7	5	230.7	6	230.7	9	230.7	15	230.8
2	88	JP Motorsport		Patryk Krupinski		Christian Klien		McLaren 720 S GT3	PROAM	2	231.2	5	231.2	18	230.7	4	230.7	8	230.7	10	230.9
3	47	AKM Motorsport		Gianluca Giraudi		Loris Spinelli		Mercedes AMG GT3 - 2020	PROAM	3	230.2	14	230.2	17	230.2	18	229.7	16	229.7	19	230.0
4	14	AKM Motorsport		Marco Antonelli				Mercedes AMG GT3 - 2020	AM	1	229.7	17	228.8	6	228.8	7	228.8	10	228.8	19	229.0
5	7	Inception Racing		Brendan Iribe		Ollie Millroy		McLaren 720 S GT3	PROAM	4	229.2	4	228.8	5	228.8	8	228.3	6	228.3	9	228.7
6	93	Baporo Motorsport		Daniel Diaz-Varela		Jaume Font		Mercedes AMG GT3 - 2020	AM	2	228.8	4	228.8	8	228.3	5	228.3	9	228.3	10	228.5
7	5	Olimp Racing		Stanislaw Jedlinski		Krystian Korzeniowski		Mercedes AMG GT3 - 2020	AM	3	228.3	12	228.3	17	228.3	18	228.3	20	227.8	13	228.2
8	8	Barone Rampante		Giuseppe Cipriani				Lamborghini Huracan GT3 EVO	AM	4	227.3	5	226.8	3	226.8	16	226.4	4	226.4	6	226.7
9	17	HP Racing International		Gerhard Tweraser		Jan Seyffert		Lamborghini Huracan GT3 EVO	PROAM	5	227.3	5	226.8	3	226.8	4	226.8	6	226.8	7	226.9
10	777	Olimp Racing		Marcin Jedlinski		Karol Basz		Mercedes AMG GT3 - 2020	PROAM	6	226.8	4	226.8	6	226.8	7	226.8	8	226.8	11	226.8
11	26	Q1 by EMG Motorsport		Maciej Darmetko		Artur Janosz		Porsche 911 GT3 Cup gen 2	CUPPA	1	220.8	7	219.9	11	219.5	2	219.5	3	219.5	5	219.8
12	33	Alda Motorsport		Tomasz Magdziarz		Daan Pijl		Porsche 911 GT3 Cup gen 2	CUPPA	2	220.8	5	220.4	7	220.4	8	220.4	9	219.9	4	220.4
13	100	Alda Motorsport		Jakub Dwernicki		Jan Antoszewski		Porsche 911 GT3 Cup gen 2	CUPPA	3	220.4	5	219.9	7	219.9	11	219.9	13	219.5	6	219.9
14	45	Mark Speakerwas/CAME Racing		Mark Speakerwas		Peter Karpi		Porsche 911 GT3 Cup gen 1	CUPAM	1	218.1	5	218.1	13	217.7	8	217.7	10	217.7	14	217.9
15	44	Eugenio Pisani/CAME Racing Team		Eugenio Pisani		Stefano Bozzoni		Porsche 911 GT3 Cup gen 1	CUPPA	4	216.8	14	216.4	9	216.4	12	216.4	13	215.5	5	216.3



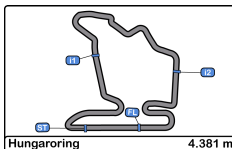


Hungaroring
International GT Open
Free Practice - 3
Fastest Laps Sequence



Lap	Time of Day	Session Time	N°	Entrant/Team	Nat	Driver 1	Nat	Driver 2	Nat	Vehicle	Cat	Time	Km/h
2	16:03:56.401	3:56.401	11	Reno Racing		Jens Reno Moller		Marcus Paverud		Honda NSX GT3 Evo	PROAM	1:47.835	146.2
2	16:04:04.895	4:04.895	777	Olimp Racing		Marcin Jedlinski		Karol Basz		Mercedes AMG GT3 - 2020	PROAM	1:47.204	147.1
3	16:05:52.012	5:52.012	777	Olimp Racing		Marcin Jedlinski		Karol Basz		Mercedes AMG GT3 - 2020	PROAM	1:47.117	147.2
4	16:07:33.829	7:33.829	17	HP Racing International		Gerhard Tweraser		Jan Seyffert		Lamborghini Huracan GT3 EVO	PROAM	1:47.020	147.3
4	16:07:38.199	7:38.199	777	Olimp Racing		Marcin Jedlinski		Karol Basz		Mercedes AMG GT3 - 2020	PROAM	1:46.187	148.5
8	16:18:08.960	18:08.960	88	JP Motorsport		Patryk Krupinski		Christian Klien		McLaren 720 S GT3	PROAM	1:46.161	148.5
8	16:18:22.123	18:22.123	7	Inception Racing		Brendan Iribe		Ollie Millroy		McLaren 720 S GT3	PROAM	1:45.198	149.9
11	16:21:28.216	21:28.216	777	Olimp Racing		Marcin Jedlinski		Karol Basz		Mercedes AMG GT3 - 2020	PROAM	1:44.723	150.6





Hungaroring International GT Open

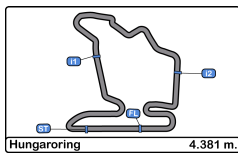
Free Practice - 3

Event Best Maximum Speed



Nº	Entrant/Team	Nat	Driver 1	Nat	Driver 2	Nat	Vehicle	Cat	Km/h	Session
77	Lechner Racing	AUT	Benjamin Barker	GBR	Andy Soucek	ESP	Porsche 911 GT3-R II 2019	PRO	232.7	Free Practice - 2
47	AKM Motorsport	SAR	Gianluca Giraudi	ITA	Loris Spinelli	ITA	Mercedes AMG GT3 - 2020	PROAM	232.2	Free Practice - 2
11	Reno Racing	DNK	Jens Reno Moller	DNK	Marcus Paverud	NOR	Honda NSX GT3 Evo	PROAM	232.2	Free Practice - 2
25	Kessel Racing	CHE	Michael Dinan	USA	Robby Foley	USA	Ferrari 488 GT3	PRO	232.2	Free Practice - 2
88	JP Motorsport	POL	Patryk Krupinski	POL	Christian Klien	AUT	McLaren 720 S GT3	PROAM	231.7	Free Practice - 2
14	AKM Motorsport	SAR	Marco Antonelli	ITA			Mercedes AMG GT3 - 2020	AM	231.2	Free Practice - 2
7	Inception Racing	GBR	Brendan Iribe	USA	Ollie Millroy	GBR	McLaren 720 S GT3	PROAM	230.7	Free Practice - 2
93	Baporo Motorsport	ESP	Daniel Diaz-Varela	ESP	Jaume Font	ESP	Mercedes AMG GT3 - 2020	AM	230.2	Free Practice - 2
777	Olimp Racing	POL	Marcin Jedlinski	POL	Karol Basz	POL	Mercedes AMG GT3 - 2020	PROAM	230.2	Free Practice - 2
63	Vincenzo Sospiri Racing	ITA	Michele Beretta	ITA	Frederik Schandorff	DNK	Lamborghini Huracan GT3 EVO	PRO	230.2	Free Practice - 2
5	Olimp Racing	POL	Stanislaw Jedlinski	POL	Krystian Korzeniowski	POL	Mercedes AMG GT3 - 2020	AM	229.7	Free Practice - 2
17	HP Racing International	DEU	Gerhard Tweraser	AUT	Jan Seyffert	DEU	Lamborghini Huracan GT3 EVO	PROAM	229.2	Free Practice - 2
19	Vincenzo Sospiri Racing	ITA	Baptiste Moulin	BEL	Yuki Nemoto	JPN	Lamborghini Huracan GT3 EVO	PRO	228.8	Free Practice - 2
8	Barone Rampante	ITA	Giuseppe Cipriani	ITA			Lamborghini Huracan GT3 EVO	AM	228.3	Free Practice - 2
24	A&P Racing Team PTT Tech Support	POL	Maciej Blazek	POL	Mateusz Lisowski	POL	Porsche 991 GT3 Cup gen 2	CUPPA	225.9	Free Practice - 2
26	Q1 by EMG Motorsport	BEL	Maciej Darmetko	POL	Artur Janosz	POL	Porsche 911 GT3 Cup gen 2	CUPPA	222.6	Free Practice - 2
100	Alda Motorsport	POL	Jakub Dwernicki	POL	Jan Antoszewski	POL	Porsche 911 GT3 Cup gen 2	CUPPA	222.2	Free Practice - 2
33	Alda Motorsport	POL	Tomasz Magdziarz	POL	Daan Pijl	NLD	Porsche 911 GT3 Cup gen 2	CUPPA	222.2	Free Practice - 2
45	Mark Speakerwas/CAME Racing Team	ITA	Mark Speakerwas	ITA	Peter Karpi	HUN	Porsche 911 GT3 Cup gen 1	CUPAM	220.8	Free Practice - 2
44	Eugenio Pisani/CAME Racing Team	ITA	Eugenio Pisani	ITA	Stefano Bozzoni	ITA	Porsche 911 GT3 Cup gen 1	CUPPA	219.0	Free Practice - 2





Hungaroring
International GT Open
Free Practice - 3
Pit Stop Analysis



5 Stanislaw Jedlinski Mercedes AMG GT3 - 2020
 AM Krystian Korzeniowski Olimp Racing

Nº	In Day Time	In Time	Out Time	Pit Time	T. Pit Time	Handicap	Penalty
1	16:19:29.994	16:19:29.994	16:21:18.102	1:48.108	1:48.108		
2	16:35:31.527	16:35:31.527	16:36:49.916	1:18.389	3:06.497		

7 Brendan Iribe McLaren 720 S GT3
 PROAM Ollie Millroy Inception Racing

Nº	In Day Time	In Time	Out Time	Pit Time	T. Pit Time	Handicap	Penalty
1	16:13:40.124	16:13:40.124	16:14:51.509	1:11.385	1:11.385		
2	16:25:30.177	16:25:30.177	16:33:32.713	8:02.536	9:13.921		

8 Giuseppe Cipriani Lamborghini Huracan GT3 EVO
 AM Barone Rampante

Nº	In Day Time	In Time	Out Time	Pit Time	T. Pit Time	Handicap	Penalty
1	16:15:20.397	16:15:20.397	16:20:02.291	4:41.894	4:41.894		

11 Jens Reno Moller Honda NSX GT3 Evo
 PROAM Marcus Paverud Reno Racing

Nº	In Day Time	In Time	Out Time	Pit Time	T. Pit Time	Handicap	Penalty
1	16:11:11.861	16:11:11.861	16:13:43.661	2:31.800	2:31.800		
2	16:22:41.258	16:22:41.258	16:23:51.833	1:10.575	3:42.375		

14 Marco Antonelli Mercedes AMG GT3 - 2020
 AM AKM Motorsport

Nº	In Day Time	In Time	Out Time	Pit Time	T. Pit Time	Handicap	Penalty
1	16:16:26.330	16:16:26.330	16:17:23.830	57.500	57.500		

17 Gerhard Tweraser Lamborghini Huracan GT3 EVO
 PROAM Jan Seyffert HP Racing International

Nº	In Day Time	In Time	Out Time	Pit Time	T. Pit Time	Handicap	Penalty
1	16:12:56.837	16:12:56.837	16:14:44.798	1:47.961	1:47.961		
2	16:27:07.977	16:27:07.977	16:29:58.144	2:50.167	4:38.128		

26 Maciej Darmetko Porsche 911 GT3 Cup gen 2
 CUPPA Artur Janosz Q1 by EMG Motorsport

Nº	In Day Time	In Time	Out Time	Pit Time	T. Pit Time	Handicap	Penalty
1	16:17:51.068	16:17:51.068	16:26:49.240	8:58.172	8:58.172		

33 Tomasz Magdziarz Porsche 911 GT3 Cup gen 2
 CUPPA Daan Pijl Alda Motorsport

Nº	In Day Time	In Time	Out Time	Pit Time	T. Pit Time	Handicap	Penalty
1	16:26:09.691	16:26:09.691	16:30:12.013	4:02.322	4:02.322		

44 Eugenio Pisani Porsche 911 GT3 Cup gen 1
 CUPPA Stefano Bozzoni Eugenio Pisani/CAME Racing Team

Nº	In Day Time	In Time	Out Time	Pit Time	T. Pit Time	Handicap	Penalty
1	16:15:27.876	16:15:27.876	16:16:51.753	1:23.877	1:23.877		
2	16:25:13.573	16:25:13.573	16:26:35.568	1:21.995	2:45.872		
3	16:37:01.497	16:37:01.497	16:37:28.246	26.749	3:12.621		

45 Mark Speakerwas Porsche 911 GT3 Cup gen 1
 CUPAM Peter Karpi Mark Speakerwas/CAME Racing Team

Nº	In Day Time	In Time	Out Time	Pit Time	T. Pit Time	Handicap	Penalty
1	16:09:34.858	16:09:34.858	16:10:42.324	1:07.466	1:07.466		
2	16:24:26.816	16:24:26.816	16:26:30.377	2:03.561	3:11.027		

47 Gianluca Giraudi Mercedes AMG GT3 - 2020
 PROAM Loris Spinelli AKM Motorsport

Nº	In Day Time	In Time	Out Time	Pit Time	T. Pit Time	Handicap	Penalty
1	16:07:14.531	16:07:14.531	16:08:18.924	1:04.393	1:04.393		
2	16:22:55.995	16:22:55.995	16:23:52.774	56.779	2:01.172		

88 Patryk Krupinski McLaren 720 S GT3
 PROAM Christian Klien JP Motorsport

Nº	In Day Time	In Time	Out Time	Pit Time	T. Pit Time	Handicap	Penalty
1	16:11:35.378	16:11:35.378	16:12:49.875	1:14.497	1:14.497		
2	16:25:18.370	16:25:18.370	16:26:32.228	1:13.858	2:28.355		

93 Daniel Diaz-Varela Mercedes AMG GT3 - 2020
 AM Jaime Font Baporo Motorsport

Nº	In Day Time	In Time	Out Time	Pit Time	T. Pit Time	Handicap	Penalty
1	16:12:15.286	16:12:15.286	16:15:23.172	3:07.886	3:07.886		
2	16:24:28.634	16:24:28.634	16:27:28.322	2:59.688	6:07.574		

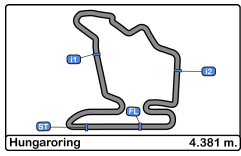
100 Jakub Dwernicki Porsche 911 GT3 Cup gen 2
 CUPPA Jan Antoszewski Alda Motorsport

Nº	In Day Time	In Time	Out Time	Pit Time	T. Pit Time	Handicap	Penalty
1	16:04:45.438	16:04:45.438	16:08:34.507	3:49.069	3:49.069		
2	16:18:40.390	16:18:40.390	16:19:55.374	1:14.984	5:04.053		

777 Marcin Jedlinski Mercedes AMG GT3 - 2020
 PROAM Karol Basz Olimp Racing

Nº	In Day Time	In Time	Out Time	Pit Time	T. Pit Time	Handicap	Penalty
1	16:16:38.193	16:16:38.193	16:17:58.679	1:20.486	1:20.486		
2	16:25:04.230	16:25:04.230	16:27:08.641	2:04.411	3:24.897		
3	16:28:54.809	16:28:54.809	16:30:07.436	1:12.627	4:37.524		
4	16:31:53.976	16:31:53.976	16:33:06.936	1:12.960	5:50.484		

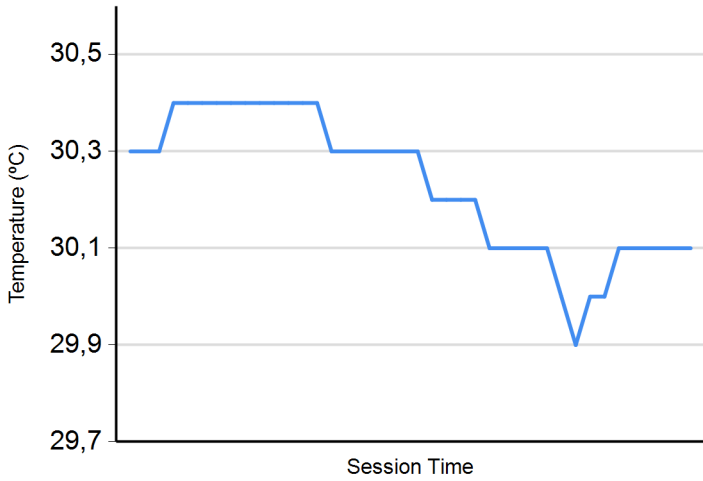




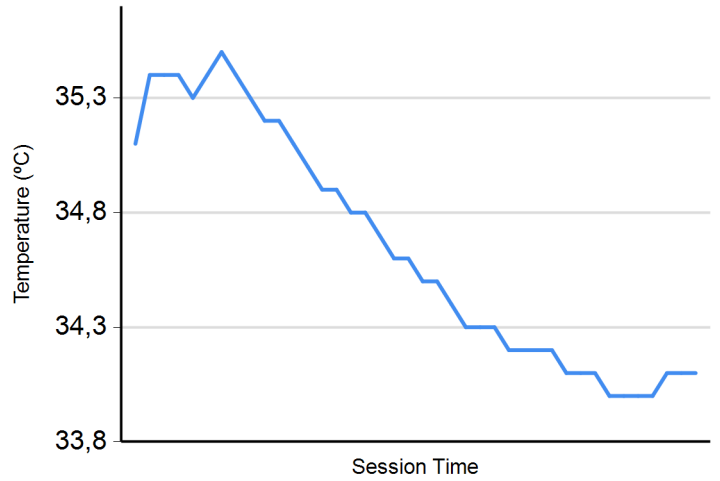
Hungaroring
International GT Open
Free Practice - 3
Weather Report



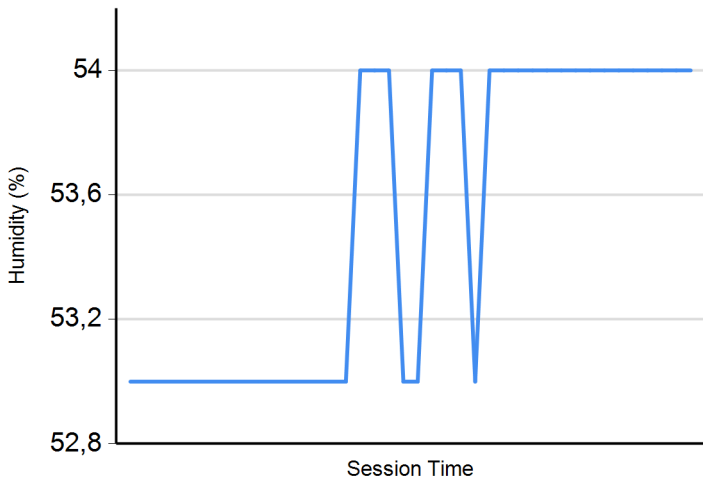
Air Temperature



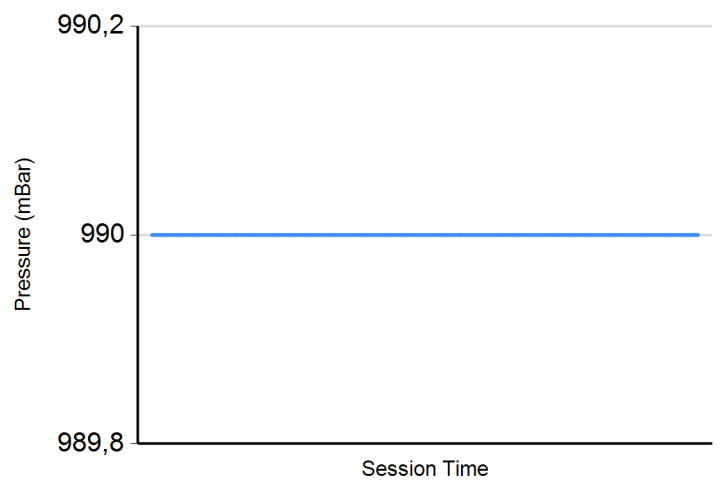
Track Temperature



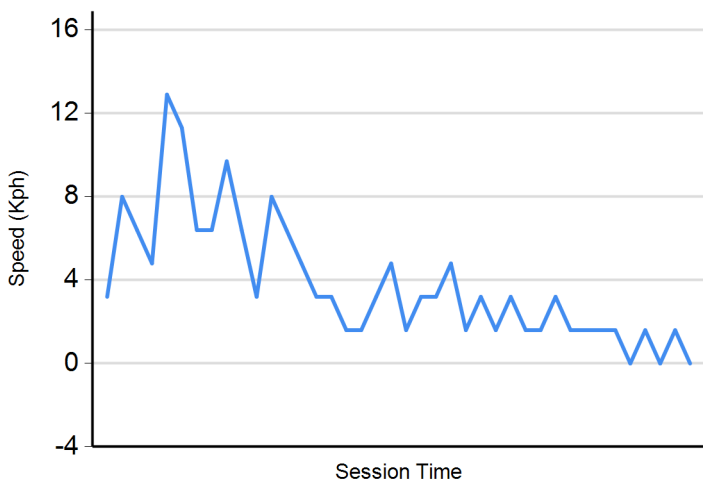
Humidity



Pressure

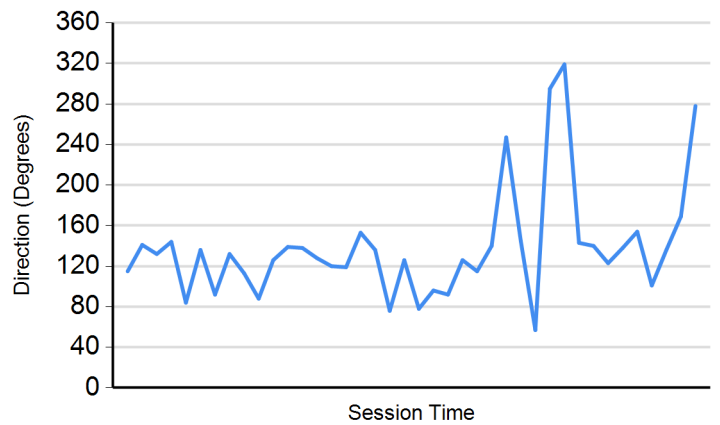


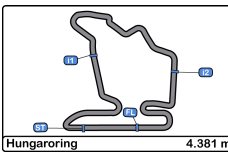
Wind Speed



Wind direction

North = 0°/360° Est = 90° South = 180° West = 270°





Hungaroring
International GT Open
Free Practice - 1 - 2 - 3
Combined Results



Cls	Nº	Entrant/Team	Nat	Driver 1	Nat	Driver 2	Nat	Vehicle	Cat	Cls	Laps	FP1	FP2	FP3	Best	Gap	Interval	Km/h			
1	777	Olimp Racing	POL	Marcin Jedlinski	POL	Karol Basz	POL	Mercedes AMG GT3 - 2020	PROAM	1	57	2:03.240	2	1:44.668	1	1:44.723	1	1:44.668	150.6		
2	11	Reno Racing	DNK	Jens Reno Moller	DNK	Marcus Paverud	NOR	Honda NSX GT3 Evo	PROAM	2	48	10:01:54.	1	1:48.698	2	1:44.912	1	1:44.912	0.244	0.244	150.3
3	7	Inception Racing	GBR	Brendan Iribe	USA	Ollie Millroy	GBR	McLaren 720 S GT3	PROAM	3	64	2:03.315	8	1:46.070	2	1:45.198	8	1:45.198	0.530	0.286	149.9
4	25	Kessel Racing	CHE	Michael Dinan	USA	Robby Foley	USA	Ferrari 488 GT3	PRO	1	55	2:03.782	6	1:45.223	2			1:45.223	0.555	0.025	149.8
5	17	HP Racing International	DEU	Gerhard Tweraser	AUT	Jan Seyffert	DEU	Lamborghini Huracan GT3 EVO	PROAM	4	68	2:05.202	2	1:47.974	1	1:45.314	1	1:45.314	0.646	0.091	149.7
6	5	Olimp Racing	POL	Stanislaw Jedlinski	POL	Krystian Korzeniowski	POL	Mercedes AMG GT3 - 2020	AM	1	60	2:05.640	1	1:46.556	7	1:45.358	1	1:45.358	0.690	0.044	149.6
7	47	AKM Motorsport	SMR	Gianluca Giraudi	ITA	Loris Spinelli	ITA	Mercedes AMG GT3 - 2020	PROAM	5	70	2:03.537	2	1:45.572	2	1:45.887	1	1:45.572	0.904	0.214	149.3
8	8	Barone Rampante	ITA	Giuseppe Cipriani	ITA			Lamborghini Huracan GT3 EVO	AM	2	55	2:04.171	1	1:47.549	1	1:45.591	1	1:45.591	0.923	0.019	149.3
9	63	Vincenzo Sospiri Racing	ITA	Michele Beretta	ITA	Frederik Schandorff	DNK	Lamborghini Huracan GT3 EVO	PRO	2	40	2:01.460	3	1:45.593	2			1:45.593	0.925	0.002	149.3
10	77	Lechner Racing	AUT	Benjamin Barker	GBR	Andy Soucek	ESP	Porsche 911 GT3-R II 2019	PRO	3	45	2:01.427	4	1:45.644	2			1:45.644	0.976	0.051	149.2
11	14	AKM Motorsport	SMR	Marco Antonelli	ITA			Mercedes AMG GT3 - 2020	AM	3	72	2:04.605	2	1:47.205	2	1:45.650	1	1:45.650	0.982	0.006	149.2
12	88	JP Motorsport	POL	Patryk Krupinski	POL	Christian Klien	AUT	McLaren 720 S GT3	PROAM	6	64	2:02.527	4	1:46.420	1	1:45.654	1	1:45.654	0.986	0.004	149.2
13	19	Vincenzo Sospiri Racing	ITA	Baptiste Moulin	BEL	Yuki Nemoto	JPN	Lamborghini Huracan GT3 EVO	PRO	4	52	2:02.392	5	1:45.871	2			1:45.871	1.203	0.217	148.9
14	93	Baporo Motorsport	ESP	Daniel Diaz-Varela	ESP	Jaume Font	ESP	Mercedes AMG GT3 - 2020	AM	4	67	2:05.381	9	1:47.360	2	1:46.776	1	1:46.776	2.108	0.905	147.7
15	33	Alda Motorsport	POL	Tomasz Magdziarz	POL	Daan Pijl	NLD	Porsche 911 GT3 Cup gen 2	CUPPA	1	73	2:08.079	7	1:50.613	2	1:51.029	1	1:50.613	5.945	3.837	142.5
16	24	A&P Racing Team PTT Tech Support	POL	Maciej Blazek	POL	Mateusz Lisowski	POL	Porsche 991 GT3 Cup gen 2	CUPPA	2	49	2:05.944	3	1:51.382	1			1:51.382	6.714	0.769	141.5
17	26	Q1 by EMG Motorsport	BEL	Maciej Darmetko	POL	Artur Janosz	POL	Porsche 911 GT3 Cup gen 2	CUPPA	3	57	2:08.313	5	1:52.274	2	1:52.528	1	1:52.274	7.606	0.892	140.4
18	100	Alda Motorsport	POL	Jakub Dwernicki	POL	Jan Antoszewski	POL	Porsche 911 GT3 Cup gen 2	CUPPA	4	61	2:07.382	3	1:54.445	9	1:52.311	1	1:52.311	7.643	0.037	140.4
19	45	Mark Speakerwas/CAME Racing	ITA	Mark Speakerwas	ITA	Peter Karpi	HUN	Porsche 911 GT3 Cup gen 1	CUPAM	1	59	2:14.565	1	1:56.796	1	1:55.846	9	1:55.846	11.178	3.535	136.1
20	44	Eugenio Pisani/CAME Racing Team	ITA	Eugenio Pisani	ITA	Stefano Bozzoni	ITA	Porsche 911 GT3 Cup gen 1	CUPPA	5	66	2:11.170	1	1:56.176	1	1:58.088	1	1:56.176	11.508	0.330	135.7

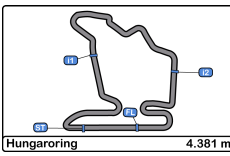
*** PENALTIES**

- CAR 93 TIME 2:07.893 DELETED TRACK LIMITS AT T 4
- CAR 33 TIME 2:08.020 DELETED TRACK LIMITS AT T 4
- CAR 14 TIME 2:10.123 DELETED TRACK LIMITS AT T 4
- CAR 33 TIME 2:09.952 DELETED TRACK LIMITS AT T4
- CAR 8 TIME 2:25.827 DELETED TRACK LIMITS AT T 11
- CAR 33 TIME 2:10.967 DELETED TRACK LIMITS AT T 4
- CAR 100 TIME 2:07.875 DELETED TRACK LIMITS AT T 4
- CAR 17 TIME 2:15.874 DELETED TRACK LIMITS AT T 4
- CAR 33 TIME 2:09.722 DELETED TRACK LIMITS AT T 4
- CAR 45 TIME 2:12.669 DELETED TRACK LIMITS AT T 4
- CAR 24 TIME 2:07.004 DELETED TRACK LIMITS AT T 11
- CAR 33 TIME 2:10.840 DELETED TRACK LIMITS AT T 4

Published at:.....

Stewards:	Race Director:	Timekeeper: Luis Angel Garcia Nuñez <i>[Signature]</i> JOB/I-0020-ESP
------------------	-----------------------	--





Hungaroring
International GT Open
Free Practice - 1 - 2 - 3
Combined Results

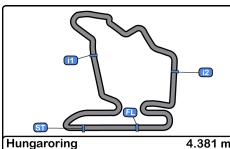


- CAR 45 TIME 2:13.580 DELETED TRACK LIMITS AT T 4
- CAR 33 TIME 2:09.318 DELETED TRACK LIMITS AT T 4
- CAR 5 TIME 2:12.238 DELETED TRACK LIMITS AT T 11
- CAR 5 TIME 2:06.265 DELETED TRACK LIMITS AT T 4
- CAR 8 TIME 2:05.465 DELETED TRACK LIMITS AT T 4
- CAR 33 TIME 2:17.729 DELETED TRACK LIMITS AT T 4
- CAR 100 TIME 2:17.898 DELETED TRACK LIMITS AT T 4
- CAR 8 TIME 2:05.707 DELETED TRACK LIMITS AT T 4
- CAR 24 TIME 2:09.514 DELETED TRACK LIMITS AT T 4
- CAR 47 TIME 2:04.218 DELETED TRACK LIMITS AT T 4
- CAR 47 TIME 2:04.847 DELETED TRACK LIMITS AT T 4
- CAR 45 TIME 2:26.219 DELETED TRACK LIMITS AT T 4
- CAR 77 TIME 2:04.967 DELETED TRACK LIMITS AT T 4
- CAR 63 TIME 2:04.657 DELETED TRACK LIMITS AT T 4
- CAR 19 TIME 2:08.979 DELETED TRACK LIMITS AT T 4
- CAR 47 TIME 2:03.861 DELETED TRACK LIMITS AT T 4
- CAR 777 TIME 2:04.887 DELETED TRACK LIMITS AT T 4
- CAR 14 TIME 2:05.265 DELETED TRACK LIMITS AT T 4
- CAR 24 TIME 2:12.237 DELETED TRACK LIMITS AT T 4
- CAR 33 TIME 2:12.112 DELETED TRACK LIMITS AT T 4
- CAR 44 TIME 2:41.192 DELETED TRACK LIMITS AT T 4
- CAR 33 TIME 2:14.749 DELETED TRACK LIMITS AT T 4
- CAR 25 TIME 2:05.554 DELETED TRACK LIMITS AT T 4
- CAR 44 TIME 2:08.038 DELETED TRACK LIMITS AT T 4
- CAR 11 TIME 2:00.339 DELETED TRACK LIMITS AT T 11
- CAR 93 TIME 2:03.788 DELETED TRACK LIMITS AT T 4
- CAR 8 TIME 2:01.196 DELETED TRACK LIMITS AT T 4
- CAR 63 TIME 1:59.400 DELETED TRACK LIMITS AT T 4
- CAR 25 TIME 2:06.053 DELETED TRACK LIMITS AT T 4
- CAR 24 TIME 2:09.823 DELETED TRACK LIMITS AT T 4
- CAR 47 TIME 2:22.560 DELETED TRACK LIMITS AT T 4
- CAR 19 TIME 2:01.945 DELETED TRACK LIMITS AT T 4
- CAR 11 TIME 3:08.274 DELETED TRACK LIMITS AT T 4
- CAR 93 TIME 2:03.939 DELETED TRACK LIMITS AT T 4
- CAR 14 TIME 2:07.088 DELETED TRACK LIMITS AT T 4

Published at:.....

Stewards:	Race Director:	Timekeeper: Luis Angel Garcia Nuñez JOB/I-0020-ESP
------------------	-----------------------	--





Hungaroring
International GT Open
Free Practice - 1 - 2 - 3
Combined Results

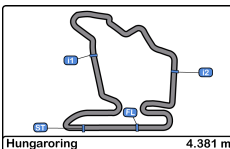


- CAR 88 TIME 2:04.521 DELETED TRACK LIMITS AT T 4
- CAR 11 TIME 1:58.213 DELETED TRACK LIMITS AT T 11
- CAR 7 TIME 2:00.139 DELETED TRACK LIMITS AT T 4
- CAR 100 TIME 2:01.483 DELETED TRACK LIMITS AT T 4
- CAR 7 TIME 1:56.091 DELETED TRACK LIMITS AT T 11
- CAR 25 TIME 1:55.555 DELETED TRACK LIMITS AT T 4
- CAR 25 TIME 1:49.439 DELETED TRACK LIMITS AT T 4
- CAR 24 TIME 1:51.048 DELETED TRACK LIMITS AT T 11
- CAR 7 TIME 1:46.171 DELETED TRACK LIMITS AT T 4
- CAR 25 TIME 3:11.517 DELETED TRACK LIMITS AT T 4
- CAR 45 TIME 1:59.775 DELETED TRACK LIMITS AT T 4
- CAR 24 TIME 1:51.219 DELETED TRACK LIMITS AT T 4
- CAR 19 TIME 1:51.280 DELETED TRACK LIMITS AT T 4
- CAR 7 TIME 1:46.585 DELETED TRACK LIMITS AT T 11
- CAR 45 TIME 1:56.110 DELETED TRACK LIMITS AT T 11
- CAR 7 TIME 3:43.723 DELETED TRACK LIMITS AT T 11
- CAR 47 TIME 1:45.865 DELETED TRACK LIMITS AT T 11
- CAR 24 TIME 1:52.234 DELETED TRACK LIMITS AT T 11
- CAR 11 TIME 1:48.538 DELETED TRACK LIMITS AT T 4
- CAR 47 TIME 1:46.306 DELETED TRACK LIMITS AT T 4
- CAR 17 TIME 1:51.406 DELETED TRACK LIMITS AT T 11
- CAR 11 TIME 1:51.841 DELETED TRACK LIMITS AT T 11
- CAR 47 TIME 1:49.004 DELETED TRACK LIMITS AT T 11
- CAR 17 TIME 1:47.509 DELETED TRACK LIMITS AT T 4
- CAR 11 TIME 3:03.678 DELETED TRACK LIMITS AT T 11
- CAR 17 TIME 1:47.568 DELETED TRACK LIMITS AT T 4
- CAR 19 TIME 1:47.011 DELETED TRACK LIMITS AT T 11
- CAR 47 TIME 1:46.750 DELETED TRACK LIMITS AT T 4
- CAR 11 TIME 1:48.571 DELETED TRACK LIMITS AT T 11
- CAR 45 TIME 2:01.381 DELETED TRACK LIMITS AT T 4
- CAR 44 TIME 2:05.243 DELETED TRACK LIMITS AT T 11
- CAR 11 TIME 1:50.678 DELETED TRACK LIMITS AT T 11
- CAR 19 TIME 1:46.172 DELETED TRACK LIMITS AT T 4
- CAR 26 TIME 5:58.109 DELETED TRACK LIMITS AT T 4
- CAR 7 TIME 1:47.437 DELETED TRACK LIMITS AT T 11

Published at:.....

Stewards:	Race Director:	Timekeeper: Luis Angel Garcia Nuñez JOB/I-0020-ESP
------------------	-----------------------	--





Hungaroring
International GT Open
Free Practice - 1 - 2 - 3
Combined Results



- CAR 7 TIME 1:47.277 DELETED TRACK LIMITS AT T 4
- CAR 24 TIME 4:10.353 DELETED TRACK LIMITS AT T 11
- CAR 17 TIME 1:48.277 DELETED TRACK LIMITS AT T 4
- CAR 77 TIME 1:52.327 DELETED TRACK LIMITS AT T 11
- CAR 14 TIME 1:55.219 DELETED TRACK LIMITS AT T 4
- CAR 100 TIME 1:54.032 DELETED TRACK LIMITS AT T 11
- CAR 33 TIME 1:52.950 DELETED TRACK LIMITS AT T 4
- CAR 88 TIME 1:51.420 DELETED TRACK LIMITS AT T 11
- CAR 777 TIME 1:47.363 DELETED TRACK LIMITS AT T 11
- CAR 14 TIME 1:47.173 DELETED TRACK LIMITS AT T 4
- CAR 7 TIME 1:48.362 DELETED TRACK LIMITS AT T 4
- CAR 7 TIME 1:52.126 DELETED TRACK LIMITS AT T 4
- CAR 17 TIME 1:47.380 DELETED TRACK LIMITS AT T 4
- CAR 93 TIME 1:48.262 DELETED TRACK LIMITS AT T 4
- CAR 47 TIME 1:54.466 DELETED TRACK LIMITS AT T 4
- CAR 8 TIME 1:45.639 DELETED TRACK LIMITS AT T 4
- CAR 11 TIME 1:50.811 DELETED TRACK LIMITS AT T 4
- CAR 17 TIME 1:45.971 DELETED TRACK LIMITS AT T 11
- CAR 17 TIME 1:44.768 DELETED TRACK LIMITS AT T 11
- CAR 93 TIME 1:47.035 DELETED TRACK LIMITS AT T 11
- CAR 45 TIME 1:57.121 DELETED TRACK LIMITS AT T 11
- CAR 88 TIME 1:46.524 DELETED TRACK LIMITS AT T 11
- CAR 11 TIME 1:44.937 DELETED TRACK LIMITS AT T 11
- CAR 8 TIME 1:57.800 DELETED TRACK LIMITS AT T 4
- CAR 88 TIME 1:46.996 DELETED TRACK LIMITS AT T 4
- CAR 5 TIME 1:46.092 DELETED TRACK LIMITS AT T 4
- CAR 100 TIME 2:04.474 DELETED TRACK LIMITS AT T 4

Published at:.....

Stewards:	Race Director:	Timekeeper: Luis Angel Garcia Nuñez JOB/I-0020-ESP
------------------	-----------------------	--

