

Hungaroring
International GT Open
Race - 2
Provisional Results



Cls	N°	Entrant/Team	Nat	Driver 1	Nat	Driver 2	Nat	Vehicle	Cat	Cl	Laps	Total Time	Gap	Interval	Km/h	Best	Time	Km/h	
1	47	AKM Motorsport	ITA	Gianluca Giraudi	ITA	Loris Spinelli	ITA	Mercedes AMG GT3 - 2020	PROAM	1	31	1:00:29.890			134.6	16	1:43.614	152.2	
2	7	Inception Racing	GBR	Brendan Iribe	USA	Ollie Millroy	GBR	McLaren 720 S GT3	PROAM	2	31	1:00:38.056	8.166	8.166	134.3	16	1:44.653	150.7	
3	63 *	Vincenzo Sospiri Racing	ITA	Michele Beretta	ITA	Frederik Schandorff	DNK	Lamborghini Huracan GT3 EVO	PRO	1	31	1:00:40.571	10.681	2.515	134.2	19	1:44.215	151.3	
4	77	Lechner Racing	AUT	Benjamin Barker	GBR	Andy Soucek	ESP	Porsche 911 GT3-R II 2019	PRO	2	31	1:01:11.615	41.725	31.044	133.1	18	1:44.143	151.4	
5	25	Kessel Racing	CHE	Michael Dinan	USA	Robby Foley	USA	Ferrari 488 GT3	PRO	3	31	1:01:13.095	43.205	1.480	133.1	11	1:45.056	150.1	
6	11	Reno Racing	DNK	Jens Reno Moller	DNK	Marcus Paverud	NOR	Honda NSX GT3 Evo	PROAM	3	31	1:01:27.219	57.329	14.124	132.5	16	1:44.748	150.5	
7	17	HP Racing International	DEU	Gerhard Tweraser	AUT	Jan Seyffert	DEU	Lamborghini Huracan GT3 EVO	PROAM	4	31	1:01:27.922	58.032	0.703	132.5	10	1:45.750	149.1	
8	88	JP Motorsport	POL	Patryk Krupinski	POL	Christian Klien	AUT	McLaren 720 S GT3	PROAM	5	31	1:01:30.245	1:00.355	2.323	132.4	9	1:44.834	150.4	
9	777	Olimp Racing	POL	Marcin Jedlinski	POL	Karol Basz	POL	Mercedes AMG GT3 - 2020	PROAM	6	31	1:01:32.677	1:02.787	2.432	132.4	9	1:44.526	150.8	
10	19 *	Vincenzo Sospiri Racing	ITA	Baptiste Moulin	BEL	Yuki Nemoto	JPN	Lamborghini Huracan GT3 EVO	PRO	4	31	1:01:33.782	1:03.892	1.105	132.3	19	1:44.869	150.3	
11	8	Barone Rampante	ITA	Giuseppe Cipriani	ITA			Lamborghini Huracan GT3 EVO	AM	1	31	1:01:39.900	1:10.010	6.118	132.1	17	1:46.103	148.6	
12	14	AKM Motorsport	ITA	Marco Antonelli	ITA			Mercedes AMG GT3 - 2020	AM	2	31	1:02:14.554	1:44.664	34.654	130.9	19	1:45.471	149.5	
13	26	Q1 by EMG Motorsport	BEL	Maciej Darmetko	POL	Artur Janosz	POL	Porsche 911 GT3 Cup gen 2	CUPPA	1	30	1:01:17.505	1 Lap	1 Lap	128.6	17	1:49.255	144.3	
14	93	Baporo Motorsport	ESP	Daniel Diaz-Varela	ESP	Jaume Font	ESP	Mercedes AMG GT3 - 2020	AM	3	30	1:01:28.455	1 Lap	10.950	128.2	9	1:46.499	148.0	
15	24	A&P Racing Team PTT Tech Support	POL	Maciej Blazek	POL	Mateusz Lisowski	POL	Porsche 991 GT3 Cup gen 2	CUPPA	2	30	1:02:18.435	1 Lap	49.980	126.5	2	1:49.879	143.5	
16	100 *	Alda Motorsport	POL	Jakub Dwernicki	POL	Jan Antoszewski	POL	Porsche 911 GT3 Cup gen 2	CUPPA	3	29	1:01:56.962	2 Laps	1 Lap	123.0	16	1:50.856	142.2	
17	33	Alda Motorsport	POL	Tomasz Magdziarz	POL	Daan Pijl	NLD	Porsche 911 GT3 Cup gen 2	CUPPA	4	29	1:02:10.194	2 Laps	13.232	122.6	4	1:49.994	143.3	
18	45	Mark Speakerwas/CAME Racing Team	ITA	Mark Speakerwas	ITA	Peter Karpi	HUN	Porsche 911 GT3 Cup gen 1	CUPAM	1	28	1:02:10.944	3 Laps	1 Lap	118.3	6	1:52.749	139.8	
Not classified: (Requirements: 75% of number laps of leader = 24 Laps)																			
	44 *	Eugenio Pisani/CAME Racing Team	ITA	Eugenio Pisani	ITA	Stefano Bozzoni	ITA	Porsche 911 GT3 Cup gen 1	CUPPA	5	21	1:00:43.836	10 Laps	7 Laps	90.8	7	1:52.123	140.6	
	5	Olimp Racing	POL	Stanislaw Jedlinski	POL	Krystian Korzeniowski	POL	Mercedes AMG GT3 - 2020	AM	4	20	37:39.051	11 Laps	1 Lap	139.6	8	1:45.775	149.1	

Fastest lap Giraudi - Spinelli in 1:43.614 at 152.2 Km/h in lap 16

*** PENALTIES**

CAR #100 - 3 SECONDS TIME PENALTY ADDED TO RACE TIME - CONTACT WITH CAR 44 T4

CAR #44 - 3 SECONDS TIME PENALTY ADDED TO RACE TIME - CONTACT WITH CAR 100 T4

CAR #63- 10 SECONDS TIME PENALTY ADDED TO RACE TIME - LESS TIME HANDICAP

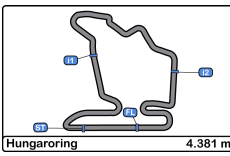
CAR #19- 10 SECONDS TIME PENALTY ADDED TO RACE TIME - LESS TIME HANDICAP

Published at:.....

Air Temp: **33.9 °C** Temp. Aire: **23.1 °C** Humidity: **74 %** Track Status: **DRY**

Stewards:	Race Director:	Timekeeper: Luis Angel Garcia Nunez <i>[Signature]</i> JOB/I-0020-ESP
------------------	-----------------------	--





Hungaroring
International GT Open
Race - 2
Provisional Results by Category



Cls	N°	Entrant/Team	Nat	Driver 1	Nat	Driver 2	Nat	Vehicle	Cat	Cl	Laps	Total Time	Gap	Interval	Km/h	Best	Time	Km/h	
PROAM																			
1	47	AKM Motorsport	ITA	Gianluca Giraudi	ITA	Loris Spinelli	ITA	Mercedes AMG GT3 - 2020	PROAM	1	31	1:00:29.890			134.6	16	1:43.614	152.2	
2	7	Inception Racing	GER	Brendan Iribe	USA	Ollie Millroy	GER	McLaren 720 S GT3	PROAM	2	31	1:00:38.056	8.166	8.166	134.3	16	1:44.653	150.7	
3	11	Reno Racing	DNK	Jens Reno Moller	DNK	Marcus Paverud	NOR	Honda NSX GT3 Evo	PROAM	3	31	1:01:27.219	57.329	49.163	132.5	16	1:44.748	150.5	
4	17	HP Racing International	DEU	Gerhard Tweraser	AUT	Jan Seyffert	DEU	Lamborghini Huracan GT3 EVO	PROAM	4	31	1:01:27.922	58.032	0.703	132.5	10	1:45.750	149.1	
5	88	JP Motorsport	POL	Patryk Krupinski	POL	Christian Klien	AUT	McLaren 720 S GT3	PROAM	5	31	1:01:30.245	1:00.355	2.323	132.4	9	1:44.834	150.4	
6	777	Olimp Racing	POL	Marcin Jedlinski	POL	Karol Basz	POL	Mercedes AMG GT3 - 2020	PROAM	6	31	1:01:32.677	1:02.787	2.432	132.4	9	1:44.526	150.8	
PRO																			
1	63 *	Vincenzo Sospiri Racing	ITA	Michele Beretta	ITA	Frederik Schandorff	DNK	Lamborghini Huracan GT3 EVO	PRO	1	31	1:00:40.571			134.2	19	1:44.215	151.3	
2	77	Lechner Racing	AUT	Benjamin Barker	GBR	Andy Soucek	ESP	Porsche 911 GT3-R II 2019	PRO	2	31	1:01:11.615	31.044	31.044	133.1	18	1:44.143	151.4	
3	25	Kessel Racing	CHE	Michael Dinan	USA	Robby Foley	USA	Ferrari 488 GT3	PRO	3	31	1:01:13.095	32.524	1.480	133.1	11	1:45.056	150.1	
4	19 *	Vincenzo Sospiri Racing	ITA	Baptiste Moulin	BEL	Yuki Nemoto	JPN	Lamborghini Huracan GT3 EVO	PRO	4	31	1:01:33.782	53.211	20.687	132.3	19	1:44.869	150.3	
AM																			
1	8	Barone Rampante	ITA	Giuseppe Cipriani	ITA			Lamborghini Huracan GT3 EVO	AM	1	31	1:01:39.900			132.1	17	1:46.103	148.6	
2	14	AKM Motorsport	ITA	Marco Antonelli	ITA			Mercedes AMG GT3 - 2020	AM	2	31	1:02:14.554	34.654	34.654	130.9	19	1:45.471	149.5	
3	93	Baporo Motorsport	ESP	Daniel Diaz-Varela	ESP	Jaume Font	ESP	Mercedes AMG GT3 - 2020	AM	3	30	1:01:28.455	1 Lap	1 Lap	128.2	9	1:46.499	148.0	
Not classified: (Requirements: 75% of number laps of leader = 24 Laps)																			
5		Olimp Racing	POL	Stanislaw Jedlinski	POL	Krystian Korzeniowski	POL	Mercedes AMG GT3 - 2020	AM	4	20	37:39.051	11 Laps	10 Laps	139.6	8	1:45.775	149.1	
CUPPA																			
1	26	Q1 by EMG Motorsport	BEL	Maciej Darmetko	POL	Artur Janosz	POL	Porsche 911 GT3 Cup gen 2	CUPPA	1	30	1:01:17.505			128.6	17	1:49.255	144.3	
2	24	A&P Racing Team PTT Tech Support	POL	Maciej Blazek	POL	Mateusz Lisowski	POL	Porsche 991 GT3 Cup gen 2	CUPPA	2	30	1:02:18.435	1:00.930	1:00.930	126.5	2	1:49.879	143.5	
3	100 *	Alda Motorsport	POL	Jakub Dwernicki	POL	Jan Antoszewski	POL	Porsche 911 GT3 Cup gen 2	CUPPA	3	29	1:01:56.962	1 Lap	1 Lap	123.0	16	1:50.856	142.2	
4	33	Alda Motorsport	POL	Tomasz Magdziarz	POL	Daan Pijl	NLD	Porsche 911 GT3 Cup gen 2	CUPPA	4	29	1:02:10.194	1 Lap	13.232	122.6	4	1:49.994	143.3	
Not classified: (Requirements: 75% of number laps of leader = 24 Laps)																			
44 *		Eugenio Pisani/CAME Racing Team	ITA	Eugenio Pisani	ITA	Stefano Bozzoni	ITA	Porsche 911 GT3 Cup gen 1	CUPPA	5	21	1:00:43.836	9 Laps	8 Laps	90.8	7	1:52.123	140.6	
CUPAM																			
1	45	Mark Speakerwas/CAME Racing Team	ITA	Mark Speakerwas	ITA	Peter Karpi	HUN	Porsche 911 GT3 Cup gen 1	CUPAM	1	28	1:02:10.944			118.3	6	1:52.749	139.8	

Fastest lap Giraudi - Spinelli in 1:43.614 at 152.2 Km/h in lap 16

*** PENALTIES**

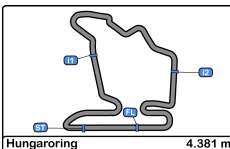
CAR #100 - 3 SECONDS TIME PENALTY ADDED TO RACE TIME - CONTACT WITH CAR 44 T4

Published at:.....

Air Temp: **33.9 °C** Temp. Aire: **23.1 °C** Humidity: **74 %** Track Status: **DRY**

Stewards:	Race Director:	Timekeeper: Luis Angel Garcia Nuñez JOB/I-0020-ESP
------------------	-----------------------	--





Hungaroring
International GT Open
Race - 2



Provisional Results by Category

Hungaroring 4.381 m.

CAR #44 - 3 SECONDS TIME PENALTY ADDED TO RACE TIME - CONTACT WITH CAR 100 T4

CAR #63- 10 SECONDS TIME PENALTY ADDED TO RACE TIME - LESS TIME HANDICAP

CAR #19- 10 SECONDS TIME PENALTY ADDED TO RACE TIME - LESS TIME HANDICAP

Published at:.....

Air Temp: **33.9 °C** Temp. Aire: **23.1 °C** Humidity: **74 %** Track Status: **DRY**

Stewards:

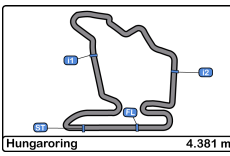
Race Director:

Timekeeper:

Luís Angel García Nuñez

JOB/I-0020-ESP





Hungaroring
International GT Open
Race - 2
Provisional Results by Class



Cls	N°	Entrant/Team	Nat	Driver 1	Nat	Driver 2	Nat	Vehicle	Cat	Cl	Laps	Total Time	Gap	Interval	Km/h	Best	Time	Km/h	
International GT Open																			
1	47	AKM Motorsport	ITA	Gianluca Giraudi	ITA	Loris Spinelli	ITA	Mercedes AMG GT3 - 2020	PROAM	1	31	1:00:29.890			134.6	16	1:43.614	152.2	
2	7	Inception Racing	GER	Brendan Iribe	USA	Ollie Millroy	GER	McLaren 720 S GT3	PROAM	2	31	1:00:38.056	8.166	8.166	134.3	16	1:44.653	150.7	
3	63*	Vincenzo Sospiri Racing	ITA	Michele Beretta	ITA	Frederik Schandorff	DNK	Lamborghini Huracan GT3 EVO	PRO	1	31	1:00:40.571	10.681	2.515	134.2	19	1:44.215	151.3	
4	77	Lechner Racing	AUT	Benjamin Barker	GBR	Andy Soucek	CZE	Porsche 911 GT3-R II 2019	PRO	2	31	1:01:11.615	41.725	31.044	133.1	18	1:44.143	151.4	
5	25	Kessel Racing	CHE	Michael Dinan	USA	Robby Foley	USA	Ferrari 488 GT3	PRO	3	31	1:01:13.095	43.205	1.480	133.1	11	1:45.056	150.1	
6	11	Reno Racing	CHE	Jens Reno Moller	DNK	Marcus Paverud	NOR	Honda NSX GT3 Evo	PROAM	3	31	1:01:27.219	57.329	14.124	132.5	16	1:44.748	150.5	
7	17	HP Racing International	DEU	Gerhard Tweraser	AUT	Jan Seyffert	DEU	Lamborghini Huracan GT3 EVO	PROAM	4	31	1:01:27.922	58.032	0.703	132.5	10	1:45.750	149.1	
8	88	JP Motorsport	POL	Patryk Krupinski	POL	Christian Kliken	AUT	McLaren 720 S GT3	PROAM	5	31	1:01:30.245	1:00.355	2.323	132.4	9	1:44.834	150.4	
9	777	Olimp Racing	POL	Marcin Jedlinski	POL	Karol Basz	POL	Mercedes AMG GT3 - 2020	PROAM	6	31	1:01:32.677	1:02.787	2.432	132.4	9	1:44.526	150.8	
10	19*	Vincenzo Sospiri Racing	ITA	Baptiste Moulin	BEL	Yuki Nemoto	JPN	Lamborghini Huracan GT3 EVO	PRO	4	31	1:01:33.782	1:03.892	1.105	132.3	19	1:44.869	150.3	
11	8	Barone Rampante	ITA	Giuseppe Cipriani	ITA			Lamborghini Huracan GT3 EVO	AM	1	31	1:01:39.900	1:10.010	6.118	132.1	17	1:46.103	148.6	
12	14	AKM Motorsport	ITA	Marco Antonelli	ITA			Mercedes AMG GT3 - 2020	AM	2	31	1:02:14.554	1:44.664	34.654	130.9	19	1:45.471	149.5	
13	93	Baporo Motorsport	ESP	Daniel Diaz-Varela	ESP	Jaume Font	ESP	Mercedes AMG GT3 - 2020	AM	3	30	1:01:28.455	1 Lap	1 Lap	128.2	9	1:46.499	148.0	

Not classified: (Requirements: 75% of number laps of leader = 24 Laps)

5		Olimp Racing	POL	Stanislaw Jedlinski	POL	Krystian Korzeniowski	POL	Mercedes AMG GT3 - 2020	AM	4	20	37:39.051	11 Laps	10 Laps	139.6	8	1:45.775	149.1
---	--	--------------	-----	---------------------	-----	------------------------------	-----	-------------------------	----	---	----	------------------	---------	---------	-------	---	----------	-------

GT Open Cup Europe

1	26	Q1 by EMG Motorsport	BEL	Maciej Darmetko	POL	Artur Janosz	POL	Porsche 911 GT3 Cup gen 2	CUPPA	1	30	1:01:17.505			128.6	17	1:49.255	144.3
2	24	A&P Racing Team PTT Tech Support	POL	Maciej Blazek	POL	Mateusz Lisowski	POL	Porsche 991 GT3 Cup gen 2	CUPPA	2	30	1:02:18.435	1:00.930	1:00.930	126.5	2	1:49.879	143.5
3	100*	Alda Motorsport	POL	Jakub Dwernicki	POL	Jan Antoszewski	POL	Porsche 911 GT3 Cup gen 2	CUPPA	3	29	1:01:56.962	1 Lap	1 Lap	123.0	16	1:50.856	142.2
4	33	Alda Motorsport	POL	Tomasz Magdziarz	POL	Daan Pijl	NLD	Porsche 911 GT3 Cup gen 2	CUPPA	4	29	1:02:10.194	1 Lap	13.232	122.6	4	1:49.994	143.3
5	45	Mark Speakerwas/CAME Racing Team	ITA	Mark Speakerwas	ITA	Peter Karpi	HUN	Porsche 911 GT3 Cup gen 1	CUPAM	1	28	1:02:10.944	2 Laps	1 Lap	118.3	6	1:52.749	139.8

Not classified: (Requirements: 75% of number laps of leader = 24 Laps)

44*		Eugenio Pisani/CAME Racing Team	ITA	Eugenio Pisani	ITA	Stefano Bozzoni	ITA	Porsche 911 GT3 Cup gen 1	CUPPA	5	21	1:00:43.836	9 Laps	7 Laps	90.8	7	1:52.123	140.6
-----	--	---------------------------------	-----	-----------------------	-----	-----------------	-----	---------------------------	-------	---	----	--------------------	--------	--------	------	---	----------	-------

Fastest lap Giraudi - Spinelli in 1:43.614 at 152.2 Km/h in lap 16

*** PENALTIES**

CAR #100 - 3 SECONDS TIME PENALTY ADDED TO RACE TIME - CONTACT WITH CAR 44 T4

CAR #44 - 3 SECONDS TIME PENALTY ADDED TO RACE TIME - CONTACT WITH CAR 100 T4

CAR #63- 10 SECONDS TIME PENALTY ADDED TO RACE TIME - LESS TIME HANDICAP

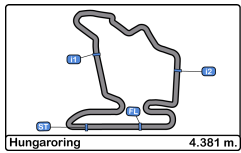
CAR #19- 10 SECONDS TIME PENALTY ADDED TO RACE TIME - LESS TIME HANDICAP

Published at:.....

Air Temp: **33.9 °C** Temp. Aire: **23.1 °C** Humidity: **74 %** Track Status: **DRY**

Stewards:	Race Director:	Timekeeper: Luis Angel Garcia Nuñez JOB/I-0020-ESP
------------------	-----------------------	--





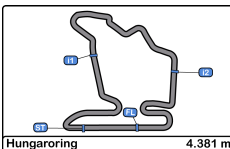
Hungaroring International GT Open Race - 2



Provisional Classification by Driver Fastest Lap

Cl	N°	Entrant/Team	Nat	Vehicle	Driver	Nat	Cat	Cl	Laps	Best	Time	Gap	Interval	Km/h
1	47	AKM Motorsport		Mercedes AMG GT3 - 2020	Loris Spinelli		PROAM	1	17	2	1:43.614			152.2
2	77	Lechner Racing		Porsche 911 GT3-R II 2019	Andy Soucek		PRO	1	16	3	1:44.143	0.529	0.529	151.4
3	63	Vincenzo Sospiri Racing		Lamborghini Huracan GT3 EVO	Frederik Schandorff		PRO	2	14	2	1:44.215	0.601	0.072	151.3
4	777	Olimp Racing		Mercedes AMG GT3 - 2020	Karol Basz		PROAM	2	20	9	1:44.526	0.912	0.311	150.8
5	7	Inception Racing		McLaren 720 S GT3	Ollie Millroy		PROAM	3	17	2	1:44.653	1.039	0.127	150.7
6	77	Lechner Racing		Porsche 911 GT3-R II 2019	Benjamin Barker		PRO	3	15	7	1:44.702	1.088	0.049	150.6
7	11	Reno Racing		Honda NSX GT3 Evo	Marcus Paverud		PROAM	4	17	2	1:44.748	1.134	0.046	150.5
8	88	JP Motorsport		McLaren 720 S GT3	Christian Klien		PROAM	5	20	9	1:44.834	1.220	0.086	150.4
9	19	Vincenzo Sospiri Racing		Lamborghini Huracan GT3 EVO	Yuki Nemoto		PRO	4	15	3	1:44.869	1.255	0.035	150.3
10	63	Vincenzo Sospiri Racing		Lamborghini Huracan GT3 EVO	Michele Beretta		PRO	5	17	9	1:45.047	1.433	0.178	150.1
11	25	Kessel Racing		Ferrari 488 GT3	Robby Foley		PRO	6	19	11	1:45.056	1.442	0.009	150.1
12	14	AKM Motorsport		Mercedes AMG GT3 - 2020	Marco Antonelli		AM	1	31	19	1:45.471	1.857	0.415	149.5
13	17	HP Racing International		Lamborghini Huracan GT3 EVO	Jan Seyffert		PROAM	6	18	10	1:45.750	2.136	0.279	149.1
14	5	Olimp Racing		Mercedes AMG GT3 - 2020	Krystian Korzeniows		AM	2	16	8	1:45.775	2.161	0.025	149.1
15	7	Inception Racing		McLaren 720 S GT3	Brendan Iribe		PROAM	7	14	11	1:45.818	2.204	0.043	149.0
16	8	Barone Rampante		Lamborghini Huracan GT3 EVO	Giuseppe Cipriani		AM	3	31	17	1:46.103	2.489	0.285	148.6
17	11	Reno Racing		Honda NSX GT3 Evo	Jens Reno Moller		PROAM	8	14	9	1:46.106	2.492	0.003	148.6
18	19	Vincenzo Sospiri Racing		Lamborghini Huracan GT3 EVO	Baptiste Moulin		PRO	7	16	9	1:46.135	2.521	0.029	148.5
19	47	AKM Motorsport		Mercedes AMG GT3 - 2020	Gianluca Giraudi		PROAM	9	14	12	1:46.178	2.564	0.043	148.5
20	93	Baporo Motorsport		Mercedes AMG GT3 - 2020	Jaume Font		AM	4	19	9	1:46.499	2.885	0.321	148.0
21	17	HP Racing International		Lamborghini Huracan GT3 EVO	Gerhard Tweraser		PROAM	10	13	2	1:48.574	4.960	2.075	145.2
22	26	Q1 by EMG Motorsport		Porsche 911 GT3 Cup gen 2	Artur Janosz		CUPPA	1	16	3	1:49.255	5.641	0.681	144.3
23	24	A&P Racing Team PTT Tech Support		Porsche 991 GT3 Cup gen 2	Mateusz Lisowski		CUPPA	2	16	2	1:49.879	6.265	0.624	143.5
24	33	Alda Motorsport		Porsche 911 GT3 Cup gen 2	Daan Pijl		CUPPA	3	19	4	1:49.994	6.380	0.115	143.3
25	100	Alda Motorsport		Porsche 911 GT3 Cup gen 2	Jan Antoszewski		CUPPA	4	16	3	1:50.856	7.242	0.862	142.2
26	5	Olimp Racing		Mercedes AMG GT3 - 2020	Stanislaw Jedlinski		AM	5	4	3	1:51.711	8.097	0.855	141.1
27	44	Eugenio Pisani/CAME Racing Team		Porsche 911 GT3 Cup gen 1	Eugenio Pisani		CUPPA	5	11	7	1:52.123	8.509	0.412	140.6
28	45	Mark Speakerwas/CAME Racing Team		Porsche 911 GT3 Cup gen 1	Mark Speakerwas		CUPAM	1	14	6	1:52.749	9.135	0.626	139.8
29	26	Q1 by EMG Motorsport		Porsche 911 GT3 Cup gen 2	Maciej Darmetko		CUPPA	6	14	9	1:53.018	9.404	0.269	139.5
30	100	Alda Motorsport		Porsche 911 GT3 Cup gen 2	Jakub Dwernicki		CUPPA	7	13	4	1:54.000	10.386	0.982	138.3
31	25	Kessel Racing		Ferrari 488 GT3	Michael Dinan		PRO	8	12	12	1:54.113	10.499	0.113	138.2
32	45	Mark Speakerwas/CAME Racing Team		Porsche 911 GT3 Cup gen 1	Peter Karpi		CUPAM	2	14	2	1:55.701	12.087	1.588	136.3
33	88	JP Motorsport		McLaren 720 S GT3	Patryk Krupinski		PROAM	11	11	11	1:57.138	13.524	1.437	134.6
34	24	A&P Racing Team PTT Tech Support		Porsche 991 GT3 Cup gen 2	Maciej Blazek		CUPPA	8	14	2	1:57.484	13.870	0.346	134.2
35	93	Baporo Motorsport		Mercedes AMG GT3 - 2020	Daniel Diaz-Varela		AM	6	11	11	1:57.648	14.034	0.164	134.0
36	777	Olimp Racing		Mercedes AMG GT3 - 2020	Marcin Jedlinski		PROAM	12	11	11	1:57.846	14.232	0.198	133.8
37	33	Alda Motorsport		Porsche 911 GT3 Cup gen 2	Tomasz Magdziarz		CUPPA	9	10	10	2:04.517	20.903	6.671	126.6
38	44	Eugenio Pisani/CAME Racing Team		Porsche 911 GT3 Cup gen 1	Stefano Bozzoni		CUPPA	10	10	9	2:05.118	21.504	0.601	126.0





Hungaroring International GT Open

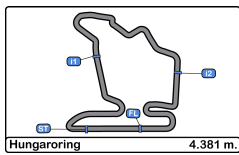
Race - 2

Distance and Speed Average



Cls	Nº	Entrant/Team	Nat	Driver 1	Nat	Driver 2	Nat	Vehicle	Cat	Cls	Laps	Distance	Total Time	Km/h
1	47	AKM Motorsport		Gianluca Giraudi		Loris Spinelli		Mercedes AMG GT3 - 2020	PROAM	1	31	135.81	1:00:29.890	134.6
2	7	Inception Racing		Brendan Iribe		Ollie Millroy		McLaren 720 S GT3	PROAM	2	31	135.81	1:00:38.056	134.3
3	63	Vincenzo Sospiri Racing		Michele Beretta		Frederik Schandorff		Lamborghini Huracan GT3 EVO	PRO	1	31	135.81	1:00:40.571	134.2
4	77	Lechner Racing		Benjamin Barker		Andy Soucek		Porsche 911 GT3-R II 2019	PRO	2	31	135.81	1:01:11.615	133.1
5	25	Kessel Racing		Michael Dinan		Robby Foley		Ferrari 488 GT3	PRO	3	31	135.81	1:01:13.095	133.1
6	11	Reno Racing		Jens Reno Moller		Marcus Paverud		Honda NSX GT3 Evo	PROAM	3	31	135.81	1:01:27.219	132.5
7	17	HP Racing International		Gerhard Tweraser		Jan Seyffert		Lamborghini Huracan GT3 EVO	PROAM	4	31	135.81	1:01:27.922	132.5
8	88	JP Motorsport		Patryk Krupinski		Christian Klien		McLaren 720 S GT3	PROAM	5	31	135.81	1:01:30.245	132.4
9	777	Olimp Racing		Marcin Jedlinski		Karol Basz		Mercedes AMG GT3 - 2020	PROAM	6	31	135.81	1:01:32.677	132.4
10	19	Vincenzo Sospiri Racing		Baptiste Moulin		Yuki Nemoto		Lamborghini Huracan GT3 EVO	PRO	4	31	135.81	1:01:33.782	132.3
11	8	Barone Rampante		Giuseppe Cipriani				Lamborghini Huracan GT3 EVO	AM	1	31	135.81	1:01:39.900	132.1
12	14	AKM Motorsport		Marco Antonelli				Mercedes AMG GT3 - 2020	AM	2	31	135.81	1:02:14.554	130.9
13	26	Q1 by EMG Motorsport		Maciej Darmetko		Artur Janosz		Porsche 911 GT3 Cup gen 2	CUPPA	1	30	131.43	1:01:17.505	128.6
14	93	Baporo Motorsport		Daniel Diaz-Varela		Jaume Font		Mercedes AMG GT3 - 2020	AM	3	30	131.43	1:01:28.455	128.2
15	24	A&P Racing Team PTT Tech Support		Maciej Blazek		Mateusz Lisowski		Porsche 991 GT3 Cup gen 2	CUPPA	2	30	131.43	1:02:18.435	126.5
16	100	Alda Motorsport		Jakub Dwernicki		Jan Antoszewski		Porsche 911 GT3 Cup gen 2	CUPPA	3	29	127.04	1:01:56.962	123.0
17	33	Alda Motorsport		Tomasz Magdziarz		Daan Pijl		Porsche 911 GT3 Cup gen 2	CUPPA	4	29	127.04	1:02:10.194	122.6
18	45	Mark Speakerwas/CAME Racing Team		Mark Speakerwas		Peter Karpi		Porsche 911 GT3 Cup gen 1	CUPAM	1	28	122.66	1:02:10.944	118.3
Not classified: (Requirements: 75% of number laps of leader = 24 Laps)														
44		Eugenio Pisani/CAME Racing Team		Eugenio Pisani		Stefano Bozzoni		Porsche 911 GT3 Cup gen 1	CUPPA	5	21	92.00	1:00:43.836	90.8
5		Olimp Racing		Stanislaw Jedlinski		Krystian Korzeniowski		Mercedes AMG GT3 - 2020	AM	4	20	87.62	37:39.051	139.6





Hungaroring International GT Open Race - 2 Lap Analysis



5 Stanislaw Jedlinski Mercedes AMG GT3 - 2020							7 Brendan Iribe McLaren 720 S GT3								
AM		Krystian Korzeniewski			Olimp Racing		PROAM		Ollie Millroy			Inception Racing			
Lap	D	Time	Sector 1	Sector 2	Sector 3	T. Spd	Elapsed	Lap	D	Time	Sector 1	Sector 2	Sector 3	T. Spd	Elapsed
1	2	1:53.706	43.332	40.278	30.096	212.1	1:53.706	1	1	1:53.120	42.890	40.297	29.933	208.8	1:53.120
2	2	1:47.123	38.185	39.063	29.875	224.0	3:40.829	2	1	1:47.241	38.168	39.437	29.636	225.9	3:40.361
3	2	1:46.603	38.031	38.987	29.585	225.4	5:27.432	3	1	1:46.706	38.199	38.876	29.631	226.4	5:27.067
4	2	1:46.376	38.112	38.662	29.602	225.0	7:13.808	4	1	1:46.196	37.792	38.778	29.626	225.9	7:13.263
5	2	1:46.419	37.825	38.987	29.607	224.5	9:00.227	5	1	1:46.696	37.954	39.018	29.724	225.9	8:59.959
6	2	1:46.348	37.905	38.868	29.575	225.0	10:46.575	6	1	1:46.068	37.714	38.839	29.515	226.8	10:46.027
7	2	1:46.376	37.818	38.861	29.697	224.5	12:32.951	7	1	1:46.256	37.890	38.823	29.543	226.8	12:32.283
8	2	1:45.775	37.587	38.652	29.536	225.9	14:18.726	8	1	1:45.862	37.597	38.741	29.524	227.3	14:18.145
9	2	1:45.990	37.730	38.774	29.486	225.0	16:04.716	9	1	1:46.122	37.704	38.838	29.580	226.4	16:04.267
10	2	1:46.101	37.637	38.904	29.560	226.8	17:50.817	10	1	1:45.837	37.473	38.975	29.389	227.8	17:50.104
11	2	1:45.998	37.545	38.834	29.619	225.4	19:36.815	11	1	1:45.818	37.502	38.783	29.533	227.8	19:35.922
12	2	1:45.959	37.513	38.605	29.841	225.4	21:22.774	12	1	1:46.003	37.640	38.651	29.712	227.8	21:21.925
13	2	1:46.479	37.609	39.152	29.718	226.4	23:09.253	13	1	1:46.887	37.566	39.619	29.702	228.8	23:08.812
14	2	1:46.364	37.561	39.237	29.566	226.4	24:55.617	14	1	1:49.775 P	37.610	38.985	33.180	227.8	24:58.587
15	2	1:46.554	37.673	39.179	29.702	225.4	26:42.171	15	2	3:06.063	1:58.527	38.365	29.171		28:04.650
16	2	1:50.326 P	37.990	39.072	33.264	225.0	28:32.497	16	2	1:44.653	37.275	38.242	29.136	227.8	29:49.303
17	1	3:19.800	2:06.803	42.405	30.592		31:52.297	17	2	1:45.072	37.334	38.504	29.234	227.8	31:34.375
18	1	1:51.748	39.365	41.494	30.889	222.2	33:44.045	18	2	1:45.937	37.475	38.897	29.565	227.3	33:20.312
19	1	1:51.711	39.372	41.462	30.877	220.8	35:35.756	19	2	1:44.891	37.273	38.443	29.175	226.8	35:05.203
20	1	2:03.295	39.073	44.297	39.925	221.7	37:39.051	20	2	1:49.989	37.300	40.238	32.451	227.8	36:55.192
21	1		44.064			211.7		21	2	1:55.716	37.708	43.591	34.417	226.8	38:50.908
								22	2	2:10.060 P	41.674	48.960	39.426	226.8	41:00.968
								23	2	2:28.627	1:00.287	51.643	36.697		43:29.595
								24	2	2:25.716	41.792	58.426	45.498	222.6	45:55.311
								25	2	2:53.668	1:02.668	1:04.525	46.475	125.2	48:48.979
								26	2	2:40.763	56.908	1:00.148	43.707	146.7	51:29.742
								27	2	1:56.275	39.556	45.626	31.093	224.0	53:26.017
								28	2	1:50.552	38.211	42.329	30.012	225.9	55:16.569
								29	2	1:47.767	37.619	40.484	29.664	227.8	57:04.336
								30	2	1:46.962	37.579	39.851	29.532	227.8	58:51.298
								31	2	1:46.758	37.497	39.567	29.694	228.3	1:00:38.056





Hungaroring
International GT Open
Race - 2
Lap Analysis



8

Giuseppe Cipriani

Lamborghini Huracan GT3 EVO

11

Jens Reno Moller

Honda NSX GT3 Evo

AM

Barone Rampante

PROAM

Marcus Paverud

Reno Racing

Lap	D	Time	Sector 1	Sector 2	Sector 3	T. Spd	Elapsed	Lap	D	Time	Sector 1	Sector 2	Sector 3	T. Spd	Elapsed
1		1:56.927	44.902	41.763	30.262	215.5	1:56.927	1	1	1:55.838	43.994	41.610	30.234	215.1	1:55.838
2		1:48.594	38.462	40.045	30.087	223.1	3:45.521	2	1	1:48.880	38.437	39.871	30.572	227.3	3:44.718
3		1:48.377	38.650	39.837	29.890	224.0	5:33.898	3	1	1:47.936	38.570	39.637	29.729	227.8	5:32.654
4		1:48.196	38.795	39.540	29.861	225.0	7:22.094	4	1	1:47.190	38.174	38.900	30.116	227.8	7:19.844
5		1:47.374	38.001	39.444	29.929	224.5	9:09.468	5	1	1:47.484	38.468	38.845	30.171	226.8	9:07.328
6		1:47.021	37.971	39.391	29.659	225.4	10:56.489	6	1	1:47.382	38.373	39.246	29.763	227.3	10:54.710
7		1:47.647	38.384	39.513	29.750	225.0	12:44.136	7	1	1:46.786	37.948	38.989	29.849	227.3	12:41.496
8		1:46.637	37.752	39.306	29.579	224.5	14:30.773	8	1	1:46.525	37.908	39.033	29.584	227.8	14:28.021
9		1:46.459	37.762	39.093	29.604	225.0	16:17.232	9	1	1:46.106	37.872	38.643	29.591	227.8	16:14.127
10		1:46.572	37.700	39.194	29.678	225.9	18:03.804	10	1	1:46.329	37.594	38.842	29.893	228.3	18:00.456
11		1:47.146	37.849	39.388	29.909	225.0	19:50.950	11	1	1:47.145	38.038	39.489	29.618	227.3	19:47.601
12		1:46.829	37.674	39.198	29.957	225.4	21:37.779	12	1	1:46.257	37.782	38.812	29.663	227.8	21:33.858
13		1:47.164	37.764	39.288	30.112	225.4	23:24.943	13	1	1:46.615	37.589	38.969	30.057	228.8	23:20.473
14		1:46.878	37.683	39.284	29.911	225.0	25:11.821	14	1	1:49.875 P	37.860	39.223	32.792	228.3	25:10.348
15		1:51.145 P	37.839	39.636	33.670	225.0	27:02.966	15	2	2:51.243	1:43.850	38.249	29.144		28:01.591
16		2:53.747	1:45.297	38.927	29.523		29:56.713	16	2	1:44.748	37.368	38.332	29.048	227.8	29:46.339
17		1:46.103	37.673	38.993	29.437	224.0	31:42.816	17	2	1:45.705	37.389	39.064	29.252	227.8	31:32.044
18		1:46.204	37.521	38.933	29.750	224.5	33:29.020	18	2	1:46.070	37.518	39.157	29.395	228.3	33:18.114
19		1:49.255	37.891	40.395	30.969	224.0	35:18.275	19	2	1:45.012	37.272	38.427	29.313	227.8	35:03.126
20		2:10.331 P	37.669	51.123	41.539	223.6	37:28.606	20	2	1:48.573	37.278	39.969	31.326	228.3	36:51.699
21		3:00.011	1:35.860	48.652	35.499		40:28.617	21	2	1:55.024	37.563	42.689	34.772	227.3	38:46.723
22		2:22.977	42.478	49.318	51.181	218.1	42:51.594	22	2	2:13.014 P	42.018	49.388	41.608	227.8	40:59.737
23		2:19.167	55.192	48.264	35.711	83.6	45:10.761	23	2	2:50.465	1:29.089	46.597	34.779		43:50.202
24		2:04.774	42.041	48.037	34.696	217.3	47:15.535	24	2	2:11.317	41.451	47.847	42.019	224.5	46:01.519
25		2:05.364	42.610	48.426	34.328	219.9	49:20.899	25	2	2:52.351	1:03.254	1:02.766	46.331	114.8	48:53.870
26		2:15.783	41.996	50.548	43.239	219.0	51:36.682	26	2	2:38.979	57.111	59.138	42.730	117.6	51:32.849
27		2:02.161	40.916	47.938	33.307	220.4	53:38.843	27	2	1:59.399	41.143	46.002	32.254	228.8	53:32.248
28		2:00.095	41.314	45.966	32.815	219.5	55:38.938	28	2	2:00.038	40.907	45.870	33.261	225.9	55:32.286
29		2:02.310	40.345	46.080	35.885	221.7	57:41.248	29	2	1:58.917	41.476	44.923	32.518	225.9	57:31.203
30		1:58.835	40.480	45.185	33.170	221.3	59:40.083	30	2	1:58.481	40.910	44.799	32.772	225.9	59:29.684
31		1:59.817	40.813	45.507	33.497	221.7	1:01:39.900	31	2	1:57.535	40.536	44.245	32.754	224.0	1:01:27.219





Hungaroring
International GT Open
Race - 2
Lap Analysis



14 Marco Antonelli Mercedes AMG GT3 - 2020 **17** Gerhard Tweraser Lamborghini Huracan GT3 EVO

AM AKM Motorsport PROAM Jan Seyffert HP Racing International

Lap	D	Time	Sector 1	Sector 2	Sector 3	T. Spd	Elapsed	Lap	D	Time	Sector 1	Sector 2	Sector 3	T. Spd	Elapsed
1		1:54.118	43.561	40.670	29.887	209.3	1:54.118	1	2	1:52.711	42.608	40.097	30.006	204.9	1:52.711
2		1:47.359	38.326	39.179	29.854	227.8	3:41.477	2	2	1:46.884	38.145	38.974	29.765	223.6	3:39.595
3		1:46.457	37.937	39.115	29.405	227.8	5:27.934	3	2	1:46.295	37.953	38.632	29.710	223.6	5:25.890
4		1:46.508	37.966	39.119	29.423	227.8	7:14.442	4	2	1:46.160	37.700	38.736	29.724	223.6	7:12.050
5		1:46.352	37.915	38.979	29.458	227.8	9:00.794	5	2	1:46.383	37.809	38.917	29.657	223.6	8:58.433
6		1:46.426	37.833	39.041	29.552	229.2	10:47.220	6	2	1:46.173	37.873	38.687	29.613	223.1	10:44.606
7		1:46.373	37.699	39.028	29.646	227.8	12:33.593	7	2	1:46.441	37.976	38.952	29.513	223.6	12:31.047
8		1:46.207	37.711	39.032	29.464	229.2	14:19.800	8	2	1:45.779	37.692	38.468	29.619	224.5	14:16.826
9		1:45.728	37.666	38.687	29.375	227.3	16:05.528	9	2	1:46.272	37.747	38.845	29.680	223.1	16:03.098
10		1:45.932	37.584	38.816	29.532	227.3	17:51.460	10	2	1:45.750	37.712	38.639	29.399	224.5	17:48.848
11		1:46.341	37.678	38.998	29.665	228.8	19:37.801	11	2	1:45.967	37.748	38.701	29.518	224.5	19:34.815
12		1:45.881	37.581	38.770	29.530	228.8	21:23.682	12	2	1:46.284	37.760	38.916	29.608	224.0	21:21.099
13		1:46.067	37.438	39.043	29.586	228.3	23:09.749	13	2	1:46.986	37.758	39.586	29.642	225.0	23:08.085
14		1:47.125	37.905	39.404	29.816	229.2	24:56.874	14	2	1:46.167	37.625	38.718	29.824	224.0	24:54.252
15		1:47.529	37.883	39.355	30.291	229.2	26:44.403	15	2	1:46.886	37.777	39.330	29.779	224.5	26:41.138
16		1:47.358	37.865	39.625	29.868	227.3	28:31.761	16	2	1:46.419	37.930	38.773	29.716	224.0	28:27.557
17		1:49.455 P	37.607	39.226	32.622	226.4	30:21.216	17	2	1:46.584	37.855	39.063	29.666	223.6	30:14.141
18		2:49.693	1:40.572	39.179	29.942		33:10.909	18	2	1:49.537 P	37.721	39.001	32.815	223.6	32:03.678
19		1:45.471	37.432	38.603	29.436	226.8	34:56.380	19	1	2:47.347	1:39.212	38.291	29.844		34:51.025
20		1:49.954	37.352	40.718	31.884	226.8	36:46.334	20	1	1:48.574	37.760	39.790	31.024	223.6	36:39.599
21		1:57.322	37.367	44.109	35.846	225.4	38:43.656	21	1	1:57.660 P	37.719	42.183	37.758	223.1	38:37.259
22		2:12.292	42.068	51.672	38.552	225.9	40:55.948	22	1	2:50.368	1:27.197	48.079	35.092		41:27.627
23		2:41.036 P	44.264	1:15.160	41.612	217.3	43:36.984	23	1	2:08.536	43.519	49.118	35.899	202.2	43:36.163
24		2:54.917	1:33.254	46.830	34.833		46:31.901	24	1	2:22.080	43.332	53.315	45.433	204.1	45:58.243
25		2:22.308	40.776	55.377	46.155	221.7	48:54.209	25	1	2:53.644	1:02.855	1:04.473	46.316	126.9	48:51.887
26		2:39.525	57.257	59.216	43.052	141.1	51:33.734	26	1	2:39.790	56.966	59.730	43.094	122.0	51:31.677
27		2:03.232	41.588	48.209	33.435	226.4	53:36.966	27	1	2:00.202	40.212	46.658	33.332	224.0	53:31.879
28		2:00.304	40.985	46.196	33.123	223.6	55:37.270	28	1	2:00.064	40.820	46.078	33.166	222.2	55:31.943
29		2:29.851	41.675	46.121	1:02.055	225.0	58:07.121	29	1	1:58.799	40.804	45.148	32.847	223.6	57:30.742
30		2:06.889	41.969	51.737	33.183	221.3	1:00:14.010	30	1	1:59.458	40.907	45.924	32.627	221.7	59:30.200
31		2:00.544	41.168	46.013	33.363	221.3	1:02:14.554	31	1	1:57.722	40.752	44.272	32.698	221.3	1:01:27.922





Hungaroring
International GT Open
Race - 2
Lap Analysis



19							24								
Baptiste Moulin							Maciej Blazek								
PRO							CUPPA								
Yuki Nemoto							Mateusz Lisowski								
Vincenzo Sospiri Racing							A&P Racing Team PTT Tech								
Lap	D	Time	Sector 1	Sector 2	Sector 3	T. Spd	Elapsed	Lap	D	Time	Sector 1	Sector 2	Sector 3	T. Spd	Elapsed
1	1	1:54.515	43.551	41.001	29.963	217.3	1:54.515	1	2	1:58.238	45.165	42.306	30.767	215.5	1:58.238
2	1	1:47.405	38.165	39.339	29.901	225.0	3:41.920	2	2	1:49.879	39.044	40.233	30.602	222.2	3:48.117
3	1	1:46.663	37.815	39.202	29.646	226.4	5:28.583	3	2	1:49.881	38.875	40.360	30.646	223.1	5:37.998
4	1	1:46.453	37.823	39.027	29.603	226.4	7:15.036	4	2	1:50.332	38.928	40.652	30.752	221.7	7:28.330
5	1	1:46.408	37.823	38.964	29.621	225.9	9:01.444	5	2	1:50.449	39.104	40.649	30.696	220.8	9:18.779
6	1	1:46.454	37.732	39.153	29.569	225.9	10:47.898	6	2	1:50.473	39.026	40.561	30.886	221.7	11:09.252
7	1	1:46.286	37.627	39.042	29.617	226.4	12:34.184	7	2	1:50.875	39.241	40.806	30.828	221.7	13:00.127
8	1	1:46.585	37.835	39.073	29.677	225.9	14:20.769	8	2	1:50.920	39.024	40.902	30.994	222.2	14:51.047
9	1	1:46.135	37.612	38.966	29.557	226.4	16:06.904	9	2	1:51.186	39.106	40.937	31.143	222.2	16:42.233
10	1	1:46.443	37.779	39.111	29.553	226.4	17:53.347	10	2	1:50.845	39.114	40.798	30.933	221.3	18:33.078
11	1	1:46.277	37.666	38.919	29.692	225.4	19:39.624	11	2	1:51.455	39.234	41.171	31.050	222.2	20:24.533
12	1	1:46.801	37.921	38.983	29.897	225.4	21:26.425	12	2	1:51.378	39.181	40.918	31.279	222.2	22:15.911
13	1	1:47.182	37.802	39.517	29.863	226.4	23:13.607	13	2	1:50.907	39.177	40.800	30.930	222.6	24:06.818
14	1	1:47.710	38.029	39.638	30.043	228.8	25:01.317	14	2	1:51.349	39.196	40.981	31.172	222.2	25:58.167
15	1	1:48.276	38.261	40.170	29.845	225.0	26:49.593	15	2	1:51.819	39.392	41.196	31.231	220.4	27:49.986
16	1	1:50.401 P	38.047	39.442	32.912	224.5	28:39.994	16	2	1:54.750 P	39.191	41.263	34.296	221.7	29:44.736
17	2	2:51.512	1:43.436	38.943	29.133		31:31.506	17	1	3:38.102	2:21.957	43.939	32.206		33:22.838
18	2	1:45.865	37.558	39.191	29.116	224.0	33:17.371	18	1	1:57.484	40.389	43.712	33.383	221.3	35:20.322
19	2	1:44.869	37.483	38.259	29.127	223.6	35:02.240	19	1	2:02.079	40.274	45.416	36.389	221.3	37:22.401
20	2	1:47.728	37.352	39.188	31.188	224.0	36:49.968	20	1	2:12.008 P	42.547	49.219	40.242	218.1	39:34.409
21	2	1:53.182	37.443	41.969	33.770	223.1	38:43.150	21	1	3:17.939	1:45.019	48.733	44.187		42:52.348
22	2	2:11.902 P	41.784	51.349	38.769	222.6	40:55.052	22	1	2:27.762	1:01.551	49.750	36.461	82.7	45:20.110
23	2	2:41.593	1:18.556	47.143	35.894		43:36.645	23	1	2:09.550	43.674	49.776	36.100	214.2	47:29.660
24	2	2:22.051	43.690	52.884	45.477	195.6	45:58.696	24	1	2:10.704	44.065	50.944	35.695	216.8	49:40.364
25	2	2:53.652	1:03.295	1:04.092	46.265	119.0	48:52.348	25	1	2:07.655	43.454	49.900	34.301	216.8	51:48.019
26	2	2:39.855	57.116	59.399	43.340	118.1	51:32.203	26	1	2:06.513	43.059	48.854	34.600	219.5	53:54.532
27	2	1:59.309	40.580	46.320	32.409	223.6	53:31.512	27	1	2:05.993	42.657	48.557	34.779	219.0	56:00.525
28	2	1:59.426	40.605	46.143	32.678	223.6	55:30.938	28	1	2:05.050	42.536	47.714	34.800	218.1	58:05.575
29	2	1:57.415	40.440	44.490	32.485	222.6	57:28.353	29	1	2:05.672	42.771	48.345	34.556	219.0	1:00:11.247
30	2	1:57.252	40.431	43.990	32.831	222.2	59:25.605	30	1	2:07.188	43.196	48.699	35.293	218.1	1:02:18.435
31	2	1:58.177	41.139	44.585	32.453	221.3	1:01:23.782								





Hungaroring
International GT Open
Race - 2
Lap Analysis



25

Michael Dinan

Ferrari 488 GT3

26

Maciej Darmetko

Porsche 911 GT3 Cup gen 2

PRO Robby Foley Kessel Racing CUPPA Artur Janosz Q1 by EMG Motorsport

Lap	D	Time	Sector 1	Sector 2	Sector 3	T. Spd	Elapsed	Lap	D	Time	Sector 1	Sector 2	Sector 3	T. Spd	Elapsed
1	2	1:51.235	41.789	39.906	29.540	208.0	1:51.235	1	1	2:01.123	46.681	42.872	31.570	213.0	2:01.123
2	2	1:46.227	37.776	38.992	29.459	225.9	3:37.462	2	1	1:53.380	40.059	41.837	31.484	218.6	3:54.503
3	2	1:45.473	37.631	38.496	29.346	226.4	5:22.935	3	1	1:53.696	40.490	41.916	31.290	218.6	5:48.199
4	2	1:46.144	38.048	38.687	29.409	226.8	7:09.079	4	1	1:53.199	40.353	41.463	31.383	219.0	7:41.398
5	2	1:45.156	37.476	38.362	29.318	225.9	8:54.235	5	1	1:53.703	40.555	41.864	31.284	218.6	9:35.101
6	2	1:45.353	37.515	38.452	29.386	225.4	10:39.588	6	1	1:53.285	40.023	42.020	31.242	217.7	11:28.386
7	2	1:45.471	37.573	38.616	29.282	225.9	12:25.059	7	1	1:54.058	40.005	41.894	32.159	218.6	13:22.444
8	2	1:45.199	37.522	38.411	29.266	225.9	14:10.258	8	1	1:54.116	40.244	42.428	31.444	216.0	15:16.560
9	2	1:45.200	37.443	38.376	29.381	226.8	15:55.458	9	1	1:53.018	40.096	41.783	31.139	217.7	17:09.578
10	2	1:45.193	37.483	38.544	29.166	226.4	17:40.651	10	1	1:54.468	41.032	42.024	31.412	217.3	19:04.046
11	2	1:45.056	37.291	38.412	29.353	226.8	19:25.707	11	1	1:53.991	40.191	42.132	31.668	217.3	20:58.037
12	2	1:46.998	37.541	39.908	29.549	226.8	21:12.705	12	1	1:54.658	40.083	42.529	32.046	218.1	22:52.695
13	2	1:45.364	37.489	38.536	29.339	226.8	22:58.069	13	1	1:56.870	41.319	43.518	32.033	208.4	24:49.565
14	2	1:45.405	37.501	38.527	29.377	226.8	24:43.474	14	1	2:01.278 P	40.357	43.640	37.281	213.8	26:50.843
15	2	1:45.324	37.429	38.547	29.348	225.9	26:28.798	15	2	3:30.983	2:18.679	41.784	30.520		30:21.826
16	2	1:46.652	37.524	39.387	29.741	226.8	28:15.450	16	2	1:50.204	39.337	40.183	30.684	218.1	32:12.030
17	2	1:45.766	37.613	38.683	29.470	226.4	30:01.216	17	2	1:49.255	38.784	40.216	30.255	219.0	34:01.285
18	2	1:47.156	38.289	39.283	29.584	226.4	31:48.372	18	2	1:49.482	38.742	40.222	30.518	218.6	35:50.767
19	2	1:49.372 P	37.495	38.781	33.096	226.4	33:37.744	19	2	1:56.639	38.999	42.404	35.236	216.0	37:47.406
20	1	2:51.575	1:39.309	40.580	31.686		36:29.319	20	2	2:03.649	41.634	46.815	35.200	217.3	39:51.055
21	1	1:56.515	38.279	42.768	35.468	225.0	38:25.834	21	2	2:29.410	55.623	56.947	36.840	216.8	42:20.465
22	1	2:11.121 P	42.723	48.046	40.352	221.7	40:36.955	22	2	2:11.389	43.179	51.146	37.064	213.4	44:31.854
23	1	2:57.068	1:31.851	47.785	37.432		43:34.023	23	2	2:09.809	42.654	50.738	36.417	214.2	46:41.663
24	1	2:23.068	43.121	54.489	45.458	220.8	45:57.091	24	2	2:13.346	42.674	50.635	40.037	216.0	48:55.009
25	1	2:53.515	1:02.592	1:04.590	46.333	134.4	48:50.606	25	2	2:39.161	57.048	59.255	42.858	148.5	51:34.170
26	1	2:39.786	56.962	59.958	42.866	155.6	51:30.392	26	2	2:02.703	41.397	49.235	32.071	219.9	53:36.873
27	1	1:59.102	40.055	46.323	32.724	226.4	53:29.494	27	2	1:57.025	40.106	45.089	31.830	217.3	55:33.898
28	1	1:57.410	40.045	44.893	32.472	224.5	55:26.904	28	2	1:57.595	40.154	45.526	31.915	221.3	57:31.493
29	1	1:56.696	39.947	44.605	32.144	224.5	57:23.600	29	2	1:53.853	40.481	41.994	31.378	217.3	59:25.346
30	1	1:55.382	39.912	43.575	31.895	223.6	59:18.982	30	2	1:52.159	39.468	41.326	31.365	219.9	1:01:17.505
31	1	1:54.113	39.753	42.761	31.599	223.1	1:01:13.095								





Hungaroring
International GT Open
Race - 2
Lap Analysis



33

Tomasz Magdziarz

Porsche 911 GT3 Cup gen 2

45

Mark Speakerwas

Porsche 911 GT3 Cup gen 1

CUPPA							Daan Pijl		Alda Motorsport			CUPAM		Peter Karpi		Mark Speakerwas/CAME Racing		
Lap	D	Time	Sector 1	Sector 2	Sector 3	T. Spd	Elapsed	Lap	D	Time	Sector 1	Sector 2	Sector 3	T. Spd	Elapsed			
1	2	2:00.137	45.973	42.849	31.315	212.1	2:00.137	1	1	1:59.996	45.712	42.883	31.401	211.3	1:59.996			
2	2	1:50.280	39.142	40.500	30.638	220.4	3:50.417	2	1	1:54.142	40.508	41.945	31.689	217.3	3:54.138			
3	2	1:50.512	39.192	40.630	30.690	217.7	5:40.929	3	1	1:53.754	40.217	41.902	31.635	215.5	5:47.892			
4	2	1:49.994	39.065	40.415	30.514	217.7	7:30.923	4	1	1:53.290	39.924	41.688	31.678	215.5	7:41.182			
5	2	1:50.356	39.218	40.464	30.674	216.8	9:21.279	5	1	1:53.337	40.276	41.599	31.462	214.2	9:34.519			
6	2	1:50.128	39.228	40.283	30.617	217.7	11:11.407	6	1	1:52.749	39.901	41.521	31.327	215.1	11:27.268			
7	2	1:50.501	39.227	40.497	30.777	218.1	13:01.908	7	1	1:58.243 P	40.184	42.306	35.753	214.7	13:25.511			
8	2	1:50.341	39.250	40.415	30.676	217.7	14:52.249	8	1	3:27.659	2:13.422	42.439	31.798		16:53.170			
9	2	1:51.175	39.173	41.040	30.962	218.6	16:43.424	9	1	1:54.418	40.496	42.438	31.484	215.1	18:47.588			
10	2	1:50.588	39.332	40.616	30.640	218.1	18:34.012	10	1	1:54.190	40.042	42.458	31.690	214.7	20:41.778			
11	2	1:50.756	39.163	40.753	30.840	218.6	20:24.768	11	1	1:53.983	40.246	42.035	31.702	216.0	22:35.761			
12	2	1:51.314	39.331	40.766	31.217	219.5	22:16.082	12	1	1:53.903	40.385	41.991	31.527	215.5	24:29.664			
13	2	1:50.962	39.387	40.686	30.889	220.8	24:07.044	13	1	1:53.908	40.003	42.443	31.462	215.5	26:23.572			
14	2	1:51.329	39.324	40.781	31.224	219.9	25:58.373	14	1	1:57.615 P	40.422	42.593	34.600	215.5	28:21.187			
15	2	1:51.784	39.472	41.166	31.146	219.9	27:50.157	15	2	3:51.425	2:36.564	42.630	32.231		32:12.612			
16	2	1:51.737	39.390	41.095	31.252	219.0	29:41.894	16	2	1:55.701	40.721	42.534	32.446	214.2	34:08.313			
17	2	1:52.352	39.478	41.536	31.338	217.3	31:34.246	17	2	1:56.081	41.065	43.229	31.787	213.8	36:04.394			
18	2	1:52.203	39.499	41.406	31.298	216.8	33:26.449	18	2	2:09.385 P	40.626	46.288	42.471	213.8	38:13.779			
19	2	1:55.304 P	39.469	41.139	34.696	217.3	35:21.753	19	2	4:10.526	2:34.104	58.083	38.339		42:24.305			
20	1	3:40.846	2:14.067	48.881	37.898		39:02.599	20	2	2:15.753	45.739	52.496	37.518	206.8	44:40.058			
21	1	2:27.257 P	48.825	54.211	44.221	209.7	41:29.856	21	2	2:14.711	44.861	52.852	36.998	206.8	46:54.769			
22	1	4:24.572	2:35.811	1:02.905	45.856		45:54.428	22	2	2:13.184	44.831	51.710	36.643	208.0	49:07.953			
23	1	2:53.256	1:02.435	1:04.290	46.531	132.3	48:47.684	23	2	2:28.657	45.274	59.005	44.378	209.7	51:36.610			
24	1	2:41.710	56.987	1:00.468	44.255	131.7	51:29.394	24	2	2:09.051	44.395	49.913	34.743	205.7	53:45.661			
25	1	2:19.728	56.421	48.845	34.462	211.7	53:49.122	25	2	2:07.271		2:57.100	34.827	212.1	55:52.932			
26	1	2:05.984	42.824	47.976	35.184	215.1	55:55.106	26	2	2:06.286	42.946	47.979	35.361	210.9	57:59.218			
27	1	2:05.211	43.006	47.332	34.873	214.2	58:00.317	27	2	2:05.742	43.329	47.435	34.978	210.1	1:00:04.960			
28	1	2:05.360	43.317	46.993	35.050	214.7	1:00:05.677	28	2	2:05.984	42.815	47.783	35.386	210.1	1:02:10.944			
29	1	2:04.517	42.667	46.874	34.976	213.8	1:02:10.194											

44

Eugenio Pisani

Porsche 911 GT3 Cup gen 1

CUPPA							Stefano Bozzoni		Eugenio Pisani/CAME Racing			
Lap	D	Time	Sector 1	Sector 2	Sector 3	T. Spd	Elapsed					
1	1	2:02.313	46.861	43.659	31.793	212.1	2:02.313					
2	1	2:16.703 P	46.962	49.603	40.138	217.3	4:19.016					
3	1	14:58.151	13:45.426	41.591	31.134		19:17.167					
4	1	1:58.403	40.344	44.865	33.194	215.5	21:15.570					
5	1	1:55.410	39.955	41.420	34.035	214.7	23:10.980					
6	1	1:53.790	40.225	42.397	31.168	215.5	25:04.770					
7	1	1:52.123	39.626	41.567	30.930	215.5	26:56.893					
8	1	1:52.942	39.990	41.834	31.118	215.5	28:49.835					
9	1	1:52.757	39.775	41.661	31.321	215.5	30:42.592					
10	1	1:52.225	39.802	41.268	31.155	215.1	32:34.817					
11	1	1:57.131 P	39.810	41.970	35.351	215.1	34:31.948					
12	2	3:49.830 P	2:17.117	47.691	45.022		38:21.778					
13	2	3:05.334 P	1:26.354	54.645	44.335		41:27.112					
14	2	3:28.860	1:57.345	53.530	37.985		44:55.972					
15	2	2:17.086	46.677	52.308	38.101	207.2	47:13.058					
16	2	2:16.387	46.725	52.782	36.880	206.8	49:29.445					
17	2	2:12.344	45.648	51.044	35.652	208.8	51:41.789					
18	2	2:09.520	44.847	49.760	34.913	209.3	53:51.309					
19	2	2:09.697	44.343	49.254	36.100	211.7	56:01.006					
20	2	2:05.118	43.574	47.224	34.320	211.3	58:06.124					
21	2	2:34.712	42.823	1:16.781	35.108	213.4	1:00:40.836					





Hungaroring
International GT Open
Race - 2
Lap Analysis



47

Gianluca Giraudi

Mercedes AMG GT3 - 2020

63

Michele Beretta

Lamborghini Huracan GT3 EVO

PROAM

Loris Spinelli

AKM Motorsport

PRO

Frederik Schandorff

Vincenzo Sospiri Racing

Lap	D	Time	Sector 1	Sector 2	Sector 3	T. Spd	Elapsed	Lap	D	Time	Sector 1	Sector 2	Sector 3	T. Spd	Elapsed
1	1	1:55.248	43.862	41.394	29.992	200.7	1:55.248	1	1	1:52.172	42.160	40.188	29.824	209.3	1:52.172
2	1	1:49.104	38.343	40.339	30.422	226.8	3:44.352	2	1	1:46.252	37.914	38.850	29.488	228.3	3:38.424
3	1	1:48.602	38.492	39.730	30.380	225.4	5:32.954	3	1	1:45.813	37.657	38.669	29.487	228.3	5:24.237
4	1	1:47.959	38.471	39.701	29.787	227.3	7:20.913	4	1	1:45.418	37.420	38.632	29.366	228.3	7:09.655
5	1	1:47.234	37.930	39.437	29.867	227.8	9:08.147	5	1	1:45.561	37.491	38.694	29.376	228.3	8:55.216
6	1	1:47.071	38.061	39.360	29.650	227.3	10:55.218	6	1	1:45.290	37.302	38.545	29.443	228.3	10:40.506
7	1	1:46.846	37.875	39.497	29.474	227.3	12:42.064	7	1	1:45.458	37.266	38.643	29.549	228.8	12:25.964
8	1	1:46.584	37.720	39.296	29.568	228.8	14:28.648	8	1	1:45.381	37.206	38.751	29.424	228.3	14:11.345
9	1	1:46.685	37.810	38.833	30.042	226.8	16:15.333	9	1	1:45.047	37.134	38.509	29.404	230.7	15:56.392
10	1	1:46.516	37.736	39.106	29.674	226.8	18:01.849	10	1	1:45.472	37.202	38.746	29.524	227.8	17:41.864
11	1	1:46.474	37.770	39.130	29.574	227.8	19:48.323	11	1	1:45.143	37.130	38.649	29.364	228.8	19:27.007
12	1	1:46.178	37.675	38.992	29.511	229.2	21:34.501	12	1	1:46.439	37.163	39.144	30.132	228.8	21:13.446
13	1	1:46.267	37.625	39.042	29.600	227.8	23:20.768	13	1	1:45.570	37.440	38.536	29.594	229.2	22:59.016
14	1	1:53.371 P	38.057	39.704	35.610	227.3	25:14.139	14	1	1:45.335	37.250	38.583	29.502	228.3	24:44.351
15	2	2:44.626	1:37.470	38.233	28.923		27:58.765	15	1	1:45.471	37.208	38.736	29.527	229.2	26:29.822
16	2	1:43.614	36.934	37.846	28.834	225.9	29:42.379	16	1	1:48.106	37.281	39.997	30.828	228.8	28:17.928
17	2	1:43.733	36.989	38.018	28.726	228.3	31:26.112	17	1	1:49.712 P	37.477	38.989	33.246	227.3	30:07.640
18	2	1:44.263	36.977	38.234	29.052	227.8	33:10.375	18	2	3:00.699	1:53.422	38.130	29.147		33:08.339
19	2	1:43.767	36.843	37.975	28.949	229.2	34:54.142	19	2	1:44.215	37.085	38.113	29.017	227.3	34:52.554
20	2	1:47.105	37.060	39.333	30.712	227.8	36:41.247	20	2	1:47.657	37.289	39.381	30.987	227.3	36:40.211
21	2	1:53.488	37.142	42.098	34.248	226.4	38:34.735	21	2	1:54.146	37.415	42.417	34.314	228.3	38:34.357
22	2	2:02.420	40.443	46.157	35.820	226.4	40:37.155	22	2	2:03.366	41.502	46.466	35.398	225.4	40:37.723
23	2	2:15.949	42.776	49.528	43.645	224.0	42:53.104	23	2	2:15.919	42.853	49.758	43.308	225.4	42:53.642
24	2	2:59.077	1:10.229	1:03.203	45.645	85.3	45:52.181	24	2	2:59.420	1:10.360	1:03.045	46.015	82.5	45:53.062
25	2	2:53.007	1:02.457	1:04.308	46.242	130.2	48:45.188	25	2	2:52.818	1:02.129	1:04.374	46.315	132.5	48:45.880
26	2	2:41.279	57.016	1:00.261	44.002	132.5	51:26.467	26	2	2:40.911	57.168	1:00.365	43.378	136.0	51:26.791
27	2	1:53.145	38.545	44.280	30.320	225.4	53:19.612	27	2	1:53.728	38.596	44.860	30.272	227.3	53:20.519
28	2	1:49.622	37.559	42.341	29.722	227.3	55:09.234	28	2	1:49.784	37.811	42.181	29.792	227.8	55:10.303
29	2	1:47.973	37.399	41.226	29.348	227.8	56:57.207	29	2	1:47.820	37.418	40.829	29.573	229.2	56:58.123
30	2	1:46.470	37.099	39.926	29.445	227.8	58:43.677	30	2	1:46.537	37.254	39.818	29.465	228.3	58:44.660
31	2	1:46.213	37.198	39.561	29.454	226.8	1:00:29.890	31	2	1:45.911	37.236	39.468	29.207	228.8	1:00:30.571





Hungaroring
International GT Open
Race - 2
Lap Analysis



77

Benjamin Barker

Porsche 911 GT3-R II 2019

88

Patryk Krupinski

McLaren 720 S GT3

PRO Andy Soucek Lechner Racing PROAM Christian Klien JP Motorsport

Lap	D	Time	Sector 1	Sector 2	Sector 3	T. Spd	Elapsed	Lap	D	Time	Sector 1	Sector 2	Sector 3	T. Spd	Elapsed
1	1	1:51.666	41.907	40.073	29.686	207.6	1:51.666	1	2	1:50.088	41.557	39.058	29.473	203.0	1:50.088
2	1	1:46.100	37.699	38.889	29.512	226.8	3:37.766	2	2	1:46.111	37.726	38.870	29.515	226.8	3:36.199
3	1	1:45.409	37.723	38.471	29.215	229.2	5:23.175	3	2	1:45.221	37.554	38.414	29.253	226.8	5:21.420
4	1	1:44.719	37.138	38.208	29.373	229.2	7:07.894	4	2	1:45.209	37.373	38.453	29.383	227.3	7:06.629
5	1	1:44.973	37.465	38.155	29.353	226.4	8:52.867	5	2	1:45.061	37.301	38.448	29.312	226.8	8:51.690
6	1	1:44.879	37.315	38.392	29.172	226.4	10:37.746	6	2	1:44.950	37.281	38.429	29.240	227.3	10:36.640
7	1	1:44.702	37.240	38.286	29.176	227.3	12:22.448	7	2	1:45.374	37.418	38.461	29.495	227.3	12:22.014
8	1	1:45.273	37.195	38.383	29.695	227.8	14:07.721	8	2	1:45.526	37.226	38.499	29.801	227.3	14:07.540
9	1	1:45.036	37.441	38.375	29.220	228.8	15:52.757	9	2	1:44.834	37.205	38.301	29.328	228.3	15:52.374
10	1	1:45.067	37.309	38.537	29.221	228.3	17:37.824	10	2	1:45.036	37.269	38.421	29.346	227.8	17:37.410
11	1	1:45.251	37.281	38.608	29.362	227.3	19:23.075	11	2	1:45.084	37.218	38.438	29.428	227.8	19:22.494
12	1	1:45.715	37.283	39.097	29.335	227.3	21:08.790	12	2	1:45.716	37.410	38.989	29.317	227.3	21:08.210
13	1	1:45.143	37.214	38.528	29.401	227.8	22:53.933	13	2	1:45.327	37.313	38.429	29.585	227.8	22:53.537
14	1	1:45.067	37.404	38.380	29.283	227.8	24:39.000	14	2	1:45.146	37.383	38.333	29.430	227.8	24:38.683
15	1	1:48.842 P	37.428	38.715	32.699	227.8	26:27.842	15	2	1:45.359	37.346	38.414	29.599	227.3	26:24.042
16	2	2:56.924	1:49.287	38.498	29.139		29:24.766	16	2	1:45.589	37.352	38.562	29.675	228.8	28:09.631
17	2	1:44.451	37.356	38.217	28.878	225.9	31:09.217	17	2	1:45.660	37.552	38.490	29.618	227.3	29:55.291
18	2	1:44.143	37.179	38.145	28.819	225.4	32:53.360	18	2	1:45.812	37.464	38.877	29.471	227.3	31:41.103
19	2	1:44.529	37.174	38.346	29.009	226.4	34:37.889	19	2	1:45.755	37.428	38.625	29.702	227.8	33:26.858
20	2	1:47.109	37.180	39.160	30.769	225.4	36:24.998	20	2	1:49.678 P	37.411	39.126	33.141	229.7	35:16.536
21	2	1:56.389	37.569	43.171	35.649	225.0	38:21.387	21	1	3:09.424 P	1:42.543	43.756	43.125		38:25.960
22	2	2:11.920 P	42.726	49.455	39.739	223.1	40:33.307	22	1	2:58.513	1:28.501	51.652	38.360		41:24.473
23	2	2:38.950	1:17.976	46.689	34.285		43:12.257	23	1	2:08.988	42.724	48.693	37.571	218.6	43:33.461
24	2	2:42.693	54.219	1:02.742	45.732	223.1	45:54.950	24	1	2:22.748	42.656	54.482	45.610	220.4	45:56.209
25	2	2:52.944	1:02.458	1:04.450	46.036	117.3	48:47.894	25	1	2:53.498	1:02.451	1:04.536	46.511	131.5	48:49.707
26	2	2:41.577	57.378	1:00.218	43.981	134.6	51:29.471	26	1	2:40.350	56.859	1:00.131	43.360	140.9	51:30.057
27	2	1:56.658	39.581	45.018	32.059	218.6	53:26.129	27	1	2:08.950	48.031	47.681	33.238	226.4	53:39.007
28	2	1:56.214	39.718	44.796	31.700	224.0	55:22.343	28	1	1:58.497	40.246	45.740	32.511	225.4	55:37.504
29	2	1:56.050	39.577	44.571	31.902	225.0	57:18.393	29	1	1:58.361	41.029	44.826	32.506	225.0	57:35.865
30	2	1:56.558	40.442	43.895	32.221	224.0	59:14.951	30	1	1:57.242	40.223	44.587	32.432	225.4	59:33.107
31	2	1:56.664	40.348	43.923	32.393	224.0	1:01:11.615	31	1	1:57.138	40.252	43.948	32.938	225.9	1:01:30.245





Hungaroring
International GT Open
Race - 2
Lap Analysis



93

Daniel Diaz-Varela

Mercedes AMG GT3 - 2020

100

Jakub Dwernicki

Porsche 911 GT3 Cup gen 2

AM

Jaume Font

Baporo Motorsport

CUPPA

Jan Antoszewski

Alda Motorsport

Lap	D	Time	Sector 1	Sector 2	Sector 3	T. Spd	Elapsed	Lap	D	Time	Sector 1	Sector 2	Sector 3	T. Spd	Elapsed
1	2	1:56.331	44.701	41.539	30.091	212.1	1:56.331	1	1	2:02.046	47.080	43.188	31.778	213.0	2:02.046
2	2	1:48.687	38.372	39.829	30.486	226.4	3:45.018	2	1	1:54.538	40.873	42.061	31.604	216.4	3:56.584
3	2	1:48.462	38.590	39.743	30.129	227.8	5:33.480	3	1	1:55.873	40.887	42.578	32.408	216.8	5:52.457
4	2	1:48.105	38.497	39.665	29.943	225.9	7:21.585	4	1	1:54.000	40.561	41.937	31.502	215.5	7:46.457
5	2	1:47.290	38.060	39.360	29.870	226.4	9:08.875	5	1	1:54.619	40.660	42.172	31.787	216.0	9:41.076
6	2	1:47.182	37.854	39.432	29.896	226.8	10:56.057	6	1	1:54.952	40.172	42.902	31.878	216.0	11:36.028
7	2	1:47.232	38.009	39.379	29.844	227.8	12:43.289	7	1	1:55.845	40.829	42.978	32.038	216.4	13:31.873
8	2	1:46.764	37.713	39.212	29.839	228.3	14:30.053	8	1	1:54.864	40.610	42.497	31.757	216.8	15:26.737
9	2	1:46.499	37.933	38.894	29.672	227.8	16:16.552	9	1	1:55.409	40.701	42.634	32.074	216.4	17:22.146
10	2	1:46.575	37.739	38.901	29.935	228.8	18:03.127	10	1	1:54.283	40.341	42.024	31.918	216.4	19:16.429
11	2	1:46.873	37.817	39.092	29.964	228.8	19:50.000	11	1	2:00.069	40.828	46.904	32.337	216.8	21:16.498
12	2	1:46.813	37.814	38.947	30.052	228.3	21:36.813	12	1	1:56.724	40.526	44.278	31.920	218.1	23:13.222
13	2	1:46.501	37.751	38.833	29.917	228.3	23:23.314	13	1	2:00.134 P	40.441	42.951	36.742	217.7	25:13.356
14	2	1:47.157	37.848	39.198	30.111	228.3	25:10.471	14	2	3:21.900	2:07.312	43.435	31.153		28:35.256
15	2	1:46.883	37.876	39.090	29.917	227.3	26:57.354	15	2	1:52.147	40.089	41.344	30.714	217.3	30:27.403
16	2	1:47.204	37.878	39.612	29.714	227.3	28:44.558	16	2	1:50.856	39.496	40.628	30.732	217.7	32:18.259
17	2	1:47.215	37.758	39.684	29.773	226.8	30:31.773	17	2	1:51.538	39.775	40.976	30.787	216.4	34:09.797
18	2	1:47.404	37.829	39.494	30.081	226.8	32:19.177	18	2	1:51.186	39.416	40.858	30.912	216.8	36:00.983
19	2	1:52.356 P	38.784	39.724	33.848	225.4	34:11.533	19	2	2:01.260 P	39.550	42.936	38.774	217.3	38:02.243
20	1	3:22.765 P	1:57.861	42.616	42.288		37:34.298	20	2	3:25.133	2:01.338	47.948	35.847		41:27.376
21	1	3:05.131	1:41.935	47.668	35.528		40:39.429	21	2	2:08.504	43.440	49.188	35.876	213.0	43:35.880
22	1	2:15.411	42.984	48.461	43.966	221.7	42:54.840	22	2	2:21.758	43.258	52.960	45.540	212.1	45:57.638
23	1	2:58.987	1:10.034	1:02.913	46.040	87.3	45:53.827	23	2	2:53.312	1:02.994	1:04.118	46.200	132.5	48:50.950
24	1	2:53.344	1:02.471	1:04.200	46.673	126.0	48:47.171	24	2	2:40.282	57.239	59.729	43.314	127.8	51:31.232
25	1	2:41.234	56.729	1:00.450	44.055	126.6	51:28.405	25	2	2:07.598	43.128	50.024	34.446	214.7	53:38.830
26	1	2:02.548	41.767	47.362	33.419	221.7	53:30.953	26	2	2:04.431	42.657	47.668	34.106	215.1	55:43.261
27	1	2:00.748	40.857	46.051	33.840	222.2	55:31.701	27	2	2:03.514	41.985	46.429	35.100	215.1	57:46.775
28	1	2:00.995	41.773	46.374	32.848	222.6	57:32.696	28	2	2:03.989	42.562	46.480	34.947	213.8	59:50.764
29	1	1:58.111	40.405	44.793	32.913	221.7	59:30.807	29	2	2:03.198	42.611	46.343	34.244	214.2	1:01:53.962
30	1	1:57.648	40.817	43.827	33.004	223.6	1:01:28.455								





Hungaroring
International GT Open
Race - 2
Lap Analysis



777

Marcin Jedlinski

Mercedes AMG GT3 - 2020

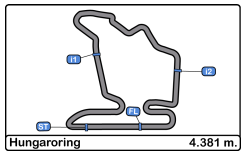
PROAM

Karol Basz

Olimp Racing

Lap	D	Time	Sector 1	Sector 2	Sector 3	T. Spd	Elapsed
1	2	1:49.587	41.408	38.495	29.684	204.5	1:49.587
2	2	1:45.731	37.739	38.639	29.353	223.6	3:35.318
3	2	1:45.336	37.602	38.315	29.419	224.0	5:20.654
4	2	1:45.106	37.626	38.205	29.275	224.0	7:05.760
5	2	1:44.828	37.502	38.153	29.173	224.0	8:50.588
6	2	1:44.953	37.431	38.167	29.355	223.6	10:35.541
7	2	1:45.009	37.555	38.289	29.165	224.0	12:20.550
8	2	1:44.784	37.286	38.246	29.252	223.6	14:05.334
9	2	1:44.526	37.269	38.092	29.165	224.0	15:49.860
10	2	1:44.725	37.327	38.207	29.191	225.0	17:34.585
11	2	1:44.863	37.381	38.320	29.162	225.0	19:19.448
12	2	1:45.424	37.704	38.410	29.310	225.9	21:04.872
13	2	1:45.188	37.369	38.525	29.294	225.4	22:50.060
14	2	1:44.978	37.299	38.488	29.191	225.0	24:35.038
15	2	1:45.607	37.393	38.842	29.372	224.5	26:20.645
16	2	1:45.577	37.474	38.586	29.517	224.0	28:06.222
17	2	1:45.255	37.277	38.499	29.479	225.9	29:51.477
18	2	1:45.740	37.498	38.704	29.538	225.4	31:37.217
19	2	1:45.842	37.466	38.908	29.468	226.4	33:23.059
20	2	1:49.471 P	37.634	39.082	32.755	226.4	35:12.530
21	1	3:12.042 P	1:42.821	47.202	42.019		38:24.572
22	1	3:13.786	1:49.944	48.305	35.537		41:38.358
23	1	2:06.091	44.171	47.553	34.367	206.5	43:44.449
24	1	2:16.227	41.821	49.603	44.803	219.5	46:00.676
25	1	2:52.561	1:02.984	1:03.314	46.263	119.3	48:53.237
26	1	2:39.465	56.980	59.341	43.144	117.9	51:32.702
27	1	2:01.935	41.805	46.947	33.183	223.1	53:34.637
28	1	2:00.935	41.058	46.283	33.594	221.7	55:35.572
29	1	1:59.361	40.535	45.387	33.439	221.7	57:34.933
30	1	1:59.898	42.110	44.327	33.461	220.8	59:34.831
31	1	1:57.846	40.648	44.040	33.158	221.3	1:01:32.677





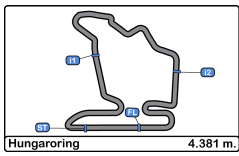
Hungaroring
International GT Open
Race - 2



Analysis by Lap

Num	Lap Time	Gap	Num	Lap Time	Gap
8	2:02.161	19.231	19	1:57.252	41.928
88	2:08.950	19.395	11	1:58.481	46.007
45	2:09.051	3 Laps	17	1:59.458	46.523
33	2:19.728	2 Laps	93	1:58.111	1 Lap
44	2:09.520	9 Laps	88	1:57.242	49.430
24	2:06.513	1 Lap	777	1:59.898	51.154
			8	1:58.835	56.406
			100	2:03.989	2 Laps
			45	2:05.742	3 Laps
			33	2:05.360	2 Laps
			24	2:05.672	1 Lap
			14	2:06.889	1:30.333
Num	Lap Time	Gap	Num	Lap Time	Gap
Lap 28					
47	1:49.622				
63	1:49.784	01.069			
7	1:50.552	07.335			
77	1:56.214	13.109			
25	1:57.410	17.670			
19	1:59.426	21.704			
93	2:00.748	1 Lap			
17	2:00.064	22.709			
11	2:00.038	23.052			
26	1:57.025	1 Lap			
777	2:00.935	26.338			
14	2:00.304	28.036			
88	1:58.497	28.270			
8	2:00.095	29.704			
100	2:04.431	2 Laps			
45	2:07.271	3 Laps			
33	2:05.984	2 Laps			
24	2:05.993	1 Lap			
44	2:09.697	9 Laps			
Num	Lap Time	Gap	Num	Lap Time	Gap
Lap 29					
47	1:47.973				
63	1:47.820	00.916			
7	1:47.767	07.129			
77	1:56.050	21.186			
25	1:56.696	26.393			
19	1:57.415	31.146			
17	1:58.799	33.535			
11	1:58.917	33.996			
26	1:57.595	1 Lap			
93	2:00.995	1 Lap			
777	1:59.361	37.726			
88	1:58.361	38.658			
8	2:02.310	44.041			
100	2:03.514	2 Laps			
45	2:06.286	3 Laps			
33	2:05.211	2 Laps			
24	2:05.050	1 Lap			
44	2:05.118	9 Laps			
14	2:29.851	1:09.914			
Num	Lap Time	Gap	Num	Lap Time	Gap
Lap 30					
47	1:46.470				
63	1:46.537	00.983			
7	1:46.962	07.621			
77	1:56.558	31.274			
25	1:55.382	35.305			
26	1:53.853	1 Lap			



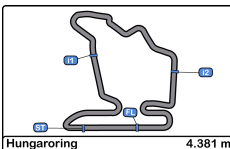


Hungaroring
International GT Open
Race - 2
Best Sectors Results



Sector - 1				Sector - 2				Sector - 3				Ideal Lap vs Best Lap			
Clas	Nº	Driver	Time	Nº	Driver	Time	Nº	Driver	Time	Clas	Nº	Driver	Ideal Lap	Best Lap	Clas
1	47	Giraudi - Spinelli	36.843	47	Giraudi - Spinelli	37.846	47	Giraudi - Spinelli	28.726	1	47	Giraudi - Spinelli	1:43.415	1:43.614	1
2	63	Beretta - Schandorff	37.085	777	Jedlinski - Basz	38.092	77	Soucek - Barker	28.819	2	77	Soucek - Barker	1:44.102	1:44.143	2
3	77	Soucek - Barker	37.138	63	Beretta - Schandorff	38.113	63	Beretta - Schandorff	29.017	3	63	Beretta - Schandorff	1:44.215	1:44.215	3
4	88	Krupinski - Klien	37.205	77	Soucek - Barker	38.145	11	Reno Moller - Paverud	29.048	4	777	Jedlinski - Basz	1:44.523	1:44.526	4
5	777	Jedlinski - Basz	37.269	7	Iribe - Millroy	38.242	19	Moulin - Nemoto	29.116	5	11	Reno Moller - Paverud	1:44.569	1:44.748	6
6	11	Reno Moller - Paverud	37.272	11	Reno Moller - Paverud	38.249	7	Iribe - Millroy	29.136	6	7	Iribe - Millroy	1:44.651	1:44.653	5
7	7	Iribe - Millroy	37.273	19	Moulin - Nemoto	38.259	777	Jedlinski - Basz	29.162	7	19	Moulin - Nemoto	1:44.727	1:44.869	8
8	25	Dinan - Foley	37.291	17	Tweraser - Seyffert	38.291	25	Dinan - Foley	29.166	8	88	Krupinski - Klien	1:44.746	1:44.834	7
9	19	Moulin - Nemoto	37.352	88	Krupinski - Klien	38.301	88	Krupinski - Klien	29.240	9	25	Dinan - Foley	1:44.819	1:45.056	9
10	14	Marco Antonelli	37.352	25	Dinan - Foley	38.362	14	Marco Antonelli	29.375	10	17	Tweraser - Seyffert	1:45.315	1:45.750	11
11	5	Jedlinski - Korzeniowski	37.513	14	Marco Antonelli	38.603	17	Tweraser - Seyffert	29.399	11	14	Marco Antonelli	1:45.330	1:45.471	10
12	8	Giuseppe Cipriani	37.521	5	Jedlinski - Korzeniowski	38.605	8	Giuseppe Cipriani	29.437	12	5	Jedlinski - Korzeniowski	1:45.604	1:45.775	12
13	17	Tweraser - Seyffert	37.625	93	Diaz-Varela - Font	38.833	5	Jedlinski - Korzeniowski	29.486	13	8	Giuseppe Cipriani	1:45.885	1:46.103	13
14	93	Diaz-Varela - Font	37.713	8	Giuseppe Cipriani	38.927	93	Diaz-Varela - Font	29.672	14	93	Diaz-Varela - Font	1:46.218	1:46.499	14
15	26	Darmetko - Janosz	38.742	26	Darmetko - Janosz	40.183	26	Darmetko - Janosz	30.255	15	26	Darmetko - Janosz	1:49.180	1:49.255	15
16	24	Blazek - Lisowski	38.875	24	Blazek - Lisowski	40.233	33	Magdziarz - Pijl	30.514	16	24	Blazek - Lisowski	1:49.710	1:49.879	16
17	33	Magdziarz - Pijl	39.065	33	Magdziarz - Pijl	40.283	24	Blazek - Lisowski	30.602	17	33	Magdziarz - Pijl	1:49.862	1:49.994	17
18	100	Dwernicki - Antoszewski	39.416	100	Dwernicki - Antoszewski	40.628	100	Dwernicki - Antoszewski	30.714	18	100	Dwernicki - Antoszewski	1:50.758	1:50.856	18
19	44	Pisani - Bozzoni	39.626	44	Pisani - Bozzoni	41.268	44	Pisani - Bozzoni	30.930	19	44	Pisani - Bozzoni	1:51.824	1:52.123	19
20	45	Speakerwas - Karpi	39.901	45	Speakerwas - Karpi	41.521	45	Speakerwas - Karpi	31.327	20	45	Speakerwas - Karpi	1:52.749	1:52.749	20



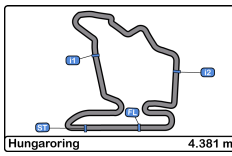


Hungaroring
International GT Open
Race - 2
Leader Sequence



N°	Entrant/Team	Nat	Driver 1	Nat	Driver 2	Nat	Vehicle	Cat	Start Lap	End Lap	Laps	Total Laps
777	Olimp Racing	POL	Marcin Jedlinski	POL	<u>Karol Basz</u>	POL	Mercedes AMG GT3 - 2020	PROAM	1	20	20	20
77	Lechner Racing	GBR	<u>Benjamin Barker</u>	GBR	Andy Soucek	ESP	Porsche 911 GT3-R II 2019	PRO	21	22	2	2
47	AKM Motorsport	ITA	<u>Gianluca Giraudi</u>	ITA	Loris Spinelli	ITA	Mercedes AMG GT3 - 2020	PROAM	23	31	9	9



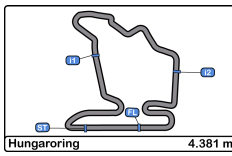


Hungaroring
International GT Open
Race - 2
Best 5 Lap Times



Cl	N°	Entrant/Team	Nat	Driver 1	Nat	Driver 2	Nat	Vehicle	Cat	Cl	Best 1		Best 2		Best 3		Best 4		Best 5	
											Time	Lap	Time	Lap	Time	Lap	Time	Lap	Time	Lap
1	47	AKM Motorsport	SMR	Gianluca Giraudi	ITA	Loris Spinelli	ITA	Mercedes AMG GT3 - 2020	PROAM	1	1:43.614	16	1:43.733	17	1:43.767	19	1:44.263	18	1:46.178	12
2	77	Lechner Racing	AUT	Benjamin Barker	GBR	Andy Soucek	ESP	Porsche 911 GT3-R II 2019	PRO	1	1:44.143	18	1:44.451	17	1:44.529	19	1:44.702	7	1:44.719	4
3	63	Vincenzo Sospiri Racing	ITA	Michele Beretta	ITA	Frederik Schandorff	DNK	Lamborghini Huracan GT3 EVO	PRO	2	1:44.215	19	1:45.047	9	1:45.143	11	1:45.290	6	1:45.335	14
4	777	Olimp Racing	POL	Marcin Jedlinski	POL	Karol Basz	POL	Mercedes AMG GT3 - 2020	PROAM	2	1:44.526	9	1:44.725	10	1:44.784	8	1:44.828	5	1:44.863	11
5	7	Inception Racing	GBR	Brendan Iribe	USA	Ollie Millroy	GBR	McLaren 720 S GT3	PROAM	3	1:44.653	16	1:44.891	19	1:45.072	17	1:45.818	11	1:45.837	10
6	11	Reno Racing	DNK	Jens Reno Moller	DNK	Marcus Paverud	NOR	Honda NSX GT3 Evo	PROAM	4	1:44.748	16	1:45.012	19	1:45.705	17	1:46.070	18	1:46.106	9
7	88	JP Motorsport	POL	Patryk Krupinski	POL	Christian Klien	AUT	McLaren 720 S GT3	PROAM	5	1:44.834	9	1:44.950	6	1:45.036	10	1:45.061	5	1:45.084	11
8	19	Vincenzo Sospiri Racing	ITA	Baptiste Moulin	BEL	Yuki Nemoto	JPN	Lamborghini Huracan GT3 EVO	PRO	3	1:44.869	19	1:45.865	18	1:46.135	9	1:46.277	11	1:46.286	7
9	25	Kessel Racing	CHE	Michael Dinan	USA	Robby Foley	USA	Ferrari 488 GT3	PRO	4	1:45.056	11	1:45.156	5	1:45.193	10	1:45.199	8	1:45.200	9
10	14	AKM Motorsport	SMR	Marco Antonelli	ITA			Mercedes AMG GT3 - 2020	AM	1	1:45.471	19	1:45.728	9	1:45.881	12	1:45.932	10	1:46.067	13
11	17	HP Racing International	DEU	Gerhard Tweraser	AUT	Jan Seyffert	DEU	Lamborghini Huracan GT3 EVO	PROAM	6	1:45.750	10	1:45.779	8	1:45.967	11	1:46.160	4	1:46.167	14
12	5	Olimp Racing	POL	Stanislaw Jedlinski	POL	Krystian Korzeniowski	POL	Mercedes AMG GT3 - 2020	AM	2	1:45.775	8	1:45.959	12	1:45.990	9	1:45.998	11	1:46.101	10
13	8	Barone Rampante	ITA	Giuseppe Cipriani	ITA			Lamborghini Huracan GT3 EVO	AM	3	1:46.103	17	1:46.204	18	1:46.459	9	1:46.572	10	1:46.637	8
14	93	Baporo Motorsport	ESP	Daniel Diaz-Varela	ESP	Jaume Font	ESP	Mercedes AMG GT3 - 2020	AM	4	1:46.499	9	1:46.501	13	1:46.575	10	1:46.764	8	1:46.813	12
15	26	Q1 by EMG Motorsport	BEL	Maciej Darmetko	POL	Artur Janosz	POL	Porsche 911 GT3 Cup gen 2	CUPPA	1	1:49.255	17	1:49.482	18	1:50.204	16	1:52.159	30	1:53.018	9
16	24	A&P Racing Team PTT Tech Support	POL	Maciej Blazek	POL	Mateusz Lisowski	POL	Porsche 991 GT3 Cup gen 2	CUPPA	2	1:49.879	2	1:49.881	3	1:50.332	4	1:50.449	5	1:50.473	6
17	33	Alda Motorsport	POL	Tomasz Magdziarz	POL	Daan Pijl	NLD	Porsche 911 GT3 Cup gen 2	CUPPA	3	1:49.994	4	1:50.128	6	1:50.280	2	1:50.341	8	1:50.356	5
18	100	Alda Motorsport	POL	Jakub Dwernicki	POL	Jan Antoszewski	POL	Porsche 911 GT3 Cup gen 2	CUPPA	4	1:50.856	16	1:51.186	18	1:51.538	17	1:52.147	15	1:54.000	4
19	44	Eugenio Pisani/CAME Racing Team	ITA	Eugenio Pisani	ITA	Stefano Bozzoni	ITA	Porsche 911 GT3 Cup gen 1	CUPPA	5	1:52.123	7	1:52.225	10	1:52.757	9	1:52.942	8	1:53.790	6
20	45	Mark Speakerwas/CAME Racing	ITA	Mark Speakerwas	ITA	Peter Karpi	HUN	Porsche 911 GT3 Cup gen 1	CUPAM	1	1:52.749	6	1:53.290	4	1:53.337	5	1:53.754	3	1:53.903	12



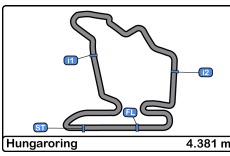


Hungaroring
International GT Open
Race - 2
Best 5 Top Speeds



Cl	N°	Entrant/Team	Nat	Driver 1	Nat	Driver 2	Nat	Vehicle	Cat	Cl	Top 1		Top 2		Top 3		Top 4		Top 5		Avg
											Km/h	Lap	Km/h	Lap	Km/h	Lap	Km/h	Lap	Km/h	Lap	
1	63	Vincenzo Sospiri Racing	ITA	Michèle Beretta	ITA	Frederik Schandorff	DNK	Lamborghini Huracan GT3 EVO	PRO	1	230.7	9	229.2	13	229.2	15	229.2	29	228.8	7	229.4
2	88	JP Motorsport	POL	Patryk Krupinski	POL	Christian Klien	AUT	McLaren 720 S GT3	PROAM	1	229.7	20	228.8	16	228.3	9	227.8	10	227.8	11	228.5
3	14	AKM Motorsport	SMR	Marco Antonelli	ITA			Mercedes AMG GT3 - 2020	AM	1	229.2	6	229.2	8	229.2	14	229.2	15	228.8	11	229.2
4	47	AKM Motorsport	SMR	Gianluca Giraudi	ITA	Loris Spinelli	ITA	Mercedes AMG GT3 - 2020	PROAM	2	229.2	12	229.2	19	228.8	8	228.3	17	227.8	5	228.7
5	77	Lechner Racing	AUT	Benjamin Barker	GBR	Andy Soucek	ESP	Porsche 911 GT3-R II 2019	PRO	2	229.2	3	229.2	4	228.8	9	228.3	10	227.8	8	228.7
6	7	Inception Racing	GBR	Brendan Iribe	USA	Ollie Millroy	GBR	McLaren 720 S GT3	PROAM	3	228.8	13	228.3	31	227.8	10	227.8	11	227.8	12	228.1
7	11	Reno Racing	DNK	Jens Reno Moller	DNK	Marcus Paverud	NOR	Honda NSX GT3 Evo	PROAM	4	228.8	13	228.8	27	228.3	10	228.3	14	228.3	18	228.5
8	19	Vincenzo Sospiri Racing	ITA	Baptiste Moulin	BEL	Yuki Nemoto	JPN	Lamborghini Huracan GT3 EVO	PRO	3	228.8	14	226.4	3	226.4	4	226.4	7	226.4	9	226.8
9	93	Baporo Motorsport	ESP	Daniel Diaz-Varela	ESP	Jaume Font	ESP	Mercedes AMG GT3 - 2020	AM	2	228.8	10	228.8	11	228.3	8	228.3	12	228.3	13	228.5
10	5	Olimp Racing	POL	Stanislaw Jedlinski	POL	Krystian Korzeniowski	POL	Mercedes AMG GT3 - 2020	AM	3	226.8	10	226.4	13	226.4	14	225.9	8	225.4	3	226.2
11	25	Kessel Racing	CHE	Michael Dinan	USA	Robby Foley	USA	Ferrari 488 GT3	PRO	4	226.8	4	226.8	9	226.8	11	226.8	12	226.8	13	226.8
12	777	Olimp Racing	POL	Marcin Jedlinski	POL	Karol Basz	POL	Mercedes AMG GT3 - 2020	PROAM	5	226.4	19	226.4	20	225.9	12	225.9	17	225.4	13	226.0
13	8	Barone Rampante	ITA	Giuseppe Cipriani	ITA			Lamborghini Huracan GT3 EVO	AM	4	225.9	10	225.4	6	225.4	12	225.4	13	225.0	4	225.4
14	17	HP Racing International	DEU	Gerhard Tweraser	AUT	Jan Seyffert	DEU	Lamborghini Huracan GT3 EVO	PROAM	6	225.0	13	224.5	8	224.5	10	224.5	11	224.5	15	224.6
15	24	A&P Racing Team PTT Tech Support	POL	Maciej Blazek	POL	Mateusz Lisowski	POL	Porsche 991 GT3 Cup gen 2	CUPPA	1	223.1	3	222.6	13	222.2	2	222.2	8	222.2	9	222.4
16	26	Q1 by EMG Motorsport	BEL	Maciej Darmetko	POL	Artur Janosz	POL	Porsche 911 GT3 Cup gen 2	CUPPA	2	221.3	28	219.9	26	219.9	30	219.0	4	219.0	17	219.8
17	33	Alda Motorsport	POL	Tomasz Magdziarz	POL	Daan Pijl	NLD	Porsche 911 GT3 Cup gen 2	CUPPA	3	220.8	13	220.4	2	219.9	14	219.9	15	219.5	12	220.1
18	100	Alda Motorsport	POL	Jakub Dwernicki	POL	Jan Antoszewski	POL	Porsche 911 GT3 Cup gen 2	CUPPA	4	218.1	12	217.7	13	217.7	16	217.3	15	217.3	19	217.6
19	44	Eugenio Pisani/CAME Racing Team	ITA	Eugenio Pisani	ITA	Stefano Bozzoni	ITA	Porsche 911 GT3 Cup gen 1	CUPPA	5	217.3	2	215.5	4	215.5	6	215.5	7	215.5	8	215.9
20	45	Mark Speakerwas/CAME Racing	ITA	Mark Speakerwas	ITA	Peter Karpi	HUN	Porsche 911 GT3 Cup gen 1	CUPAM	1	217.3	2	216.0	11	215.5	3	215.5	4	215.5	12	216.0



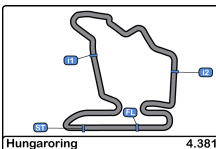


Hungaroring
International GT Open
Race - 2
Fastest Laps Sequence



Lap	Time of Day	Session Time	N°	Entrant/Team	Nat	Driver 1	Nat	Driver 2	Nat	Vehicle	Cat	Time	Km/h
2	13:01:30.915	3:34.915	777	Olimp Racing		Marcin Jedlinski		Karol Basz		Mercedes AMG GT3 - 2020	PROAM	1:45.731	149.1
3	13:03:16.251	5:20.251	777	Olimp Racing		Marcin Jedlinski		Karol Basz		Mercedes AMG GT3 - 2020	PROAM	1:45.336	149.7
3	13:03:17.016	5:21.016	88	JP Motorsport		Patryk Krupinski		Christian Klien		McLaren 720 S GT3	PROAM	1:45.221	149.8
4	13:05:01.357	7:05.357	777	Olimp Racing		Marcin Jedlinski		Karol Basz		Mercedes AMG GT3 - 2020	PROAM	1:45.106	150.0
4	13:05:03.491	7:07.491	77	Lechner Racing		Benjamin Barker		Andy Soucek		Porsche 911 GT3-R II 2019	PRO	1:44.719	150.6
7	13:10:18.045	12:22.045	77	Lechner Racing		Benjamin Barker		Andy Soucek		Porsche 911 GT3-R II 2019	PRO	1:44.702	150.6
9	13:13:45.457	15:49.457	777	Olimp Racing		Marcin Jedlinski		Karol Basz		Mercedes AMG GT3 - 2020	PROAM	1:44.526	150.8
16	13:27:37.976	29:41.976	47	AKM Motorsport		Gianluca Giraudi		Loris Spinelli		Mercedes AMG GT3 - 2020	PROAM	1:43.614	152.2





Hungaroring International GT Open

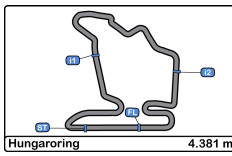
Race - 2

Event Best Maximum Speed



Nº	Entrant/Team	Nat	Driver 1	Nat	Driver 2	Nat	Vehicle	Cat	Km/h	Session
11	Reno Racing		Jens Reno Moller		Marcus Paverud		Honda NSX GT3 Evo	PROAM	234.2	Qualifying - 2 Driver - 2
47	AKM Motorsport		Gianluca Giraudi		Loris Spinelli		Mercedes AMG GT3 - 2020	PROAM	233.7	Qualifying - 2 Driver - 2
7	Inception Racing		Brendan Iribe		Ollie Millroy		McLaren 720 S GT3	PROAM	233.7	Qualifying - 2 Driver - 2
25	Kessel Racing		Michael Dinan		Robby Foley		Ferrari 488 GT3	PRO	233.2	Qualifying - 2 Driver - 2
77	Lechner Racing		Benjamin Barker		Andy Soucek		Porsche 911 GT3-R II 2019	PRO	232.7	Free Practice - 2
88	JP Motorsport		Patryk Krupinski		Christian Klien		McLaren 720 S GT3	PROAM	232.7	Qualifying - 2 Driver - 2
93	Baporo Motorsport		Daniel Diaz-Varela		Jaume Font		Mercedes AMG GT3 - 2020	AM	232.7	Qualifying - 2 Driver - 2
63	Vincenzo Sospiri Racing		Michele Beretta		Frederik Schandorff		Lamborghini Huracan GT3 EVO	PRO	232.2	Race - 1
14	AKM Motorsport		Marco Antonelli				Mercedes AMG GT3 - 2020	AM	231.7	Qualifying - 2 Driver - 2
777	Olimp Racing		Marcin Jedlinski		Karol Basz		Mercedes AMG GT3 - 2020	PROAM	230.2	Qualifying - 2 Driver - 2
5	Olimp Racing		Stanislaw Jedlinski		Krystian Korzeniowski		Mercedes AMG GT3 - 2020	AM	229.7	Free Practice - 2
17	HP Racing International		Gerhard Tweraser		Jan Seyffert		Lamborghini Huracan GT3 EVO	PROAM	229.7	Qualifying - 2 Driver - 2
8	Barone Rampante		Giuseppe Cipriani				Lamborghini Huracan GT3 EVO	AM	229.2	Qualifying - 2 Driver - 2
19	Vincenzo Sospiri Racing		Baptiste Moulin		Yuki Nemoto		Lamborghini Huracan GT3 EVO	PRO	228.8	Race - 2
24	A&P Racing Team PTT Tech Support		Maciej Blazek		Mateusz Lisowski		Porsche 991 GT3 Cup gen 2	CUPPA	227.3	Qualifying - 2 Driver - 2
26	Q1 by EMG Motorsport		Maciej Darmetko		Artur Janosz		Porsche 911 GT3 Cup gen 2	CUPPA	223.1	Qualifying - 2 Driver - 2
33	Alda Motorsport		Tomasz Magdziarz		Daan Pijl		Porsche 911 GT3 Cup gen 2	CUPPA	223.1	Qualifying - 2 Driver - 2
100	Alda Motorsport		Jakub Dwernicki		Jan Antoszewski		Porsche 911 GT3 Cup gen 2	CUPPA	222.2	Free Practice - 2
45	Mark Speakerwas/CAME Racing Team		Mark Speakerwas		Peter Karpi		Porsche 911 GT3 Cup gen 1	CUPAM	221.3	Qualifying - 2 Driver - 2
44	Eugenio Pisani/CAME Racing Team		Eugenio Pisani		Stefano Bozzoni		Porsche 911 GT3 Cup gen 1	CUPPA	221.3	Qualifying - 2 Driver - 2





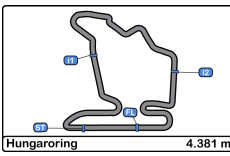
Hungaroring
International GT Open
Race - 2
Lap Chart



LAP

Nr	Po	Grid	1	2	3	4	5	6	7	8	9	10	11	12	13	14	15	16	17	18	19	20	21	22	23	24	25	26	27	28	29	30	31	
88	1	88	777	777	777	777	777	777	777	777	777	777	777	777	777	777	777	777	777	777	777	77	77	47	47	47	47	47	47	47	47	47	47	
777	2	777	88	88	88	88	88	88	88	88	88	88	88	88	88	88	88	88	88	88	88	777	25	63	63	63	63	63	63	63	63	63	63	63
77	3	77	25	25	25	77	77	77	77	77	77	77	77	77	77	77	25	25	25	25	25	77	25	47	77	77	77	77	7	7	7	7	7	
25	4	25	77	77	77	25	25	25	25	25	25	25	25	25	25	25	25	63	63	17	93	25	88	63	7	7	7	7	77	77	77	77	77	
63	5	63	63	63	63	63	63	63	63	63	63	63	63	63	63	63	63	17	17	93	77	17	63	19	88	88	88	88	25	25	25	25	25	
47	6	47	17	17	17	17	17	17	17	17	17	17	17	17	17	17	14	14	77	17	63	47	14	25	25	25	25	19	19	19	19	19	19	
17	7	17	7	7	7	7	7	7	7	7	7	7	7	7	7	5	5	5	93	63	63	47	17	11	17	17	17	17	17	17	17	11	11	
14	8	14	5	5	5	5	5	5	5	5	5	5	5	5	5	14	14	19	77	47	47	14	19	7	19	19	19	19	11	11	11	17	17	
7	9	7	14	14	14	14	14	14	14	14	14	14	14	14	14	7	19	93	47	14	14	19	14	88	14	777	777	777	777	777	777	88	88	
11	10	11	19	19	19	19	19	19	19	19	19	19	19	19	19	19	93	77	19	19	19	11	11	17	777	11	11	11	14	14	88	777	777	
5	11	5	47	47	11	11	11	11	11	11	11	11	11	11	11	11	8	33	11	11	11	7	7	777	11	14	14	14	8	88	8	8	8	
19	12	19	11	11	47	47	47	47	47	47	47	47	47	47	47	93	24	47	33	7	7	8	8	8	8	8	8	8	8	8	14	14	14	
93	13	93	93	93	93	93	93	93	93	93	93	93	93	93	93	93	8	33	24	7	33	8	93	93	93	93	93	93	93	26	26	26	26	
8	14	8	8	8	8	8	8	8	8	8	8	8	8	8	8	47	47	11	8	8	33	5	33	26	26	26	26	26	26	26	93	93	93	
24	15	24	24	24	24	24	24	24	24	24	24	24	24	24	24	24	11	7	5	5	5	33	26	24	24	24	24	24	24	24	24	24	24	
33	16	33	45	33	33	33	33	33	33	33	33	33	33	33	33	33	7	8	24	24	24	24	24	33	33	33	100	100	100	100	100	100	100	
44	17	44	33	45	45	45	45	45	26	26	26	26	26	26	26	26	26	26	26	26	26	26	26	100	100	100	100	33	33	33	33	33	33	
45	18	45	26	26	26	26	26	26	45	100	100	100	100	100	100	45	100	100	100	100	100	100	45	45	45	45	45	45	45	45	45	45	45	
26	19	26	100	100	100	100	100	100	100	45	45	45	45	45	45	100	45	45	45	45	45	45	45	44										
100	20	100	44	44	44	44	44	44	44	44	44	44	44	44	44	44	44	44	44	44	44	44	44											

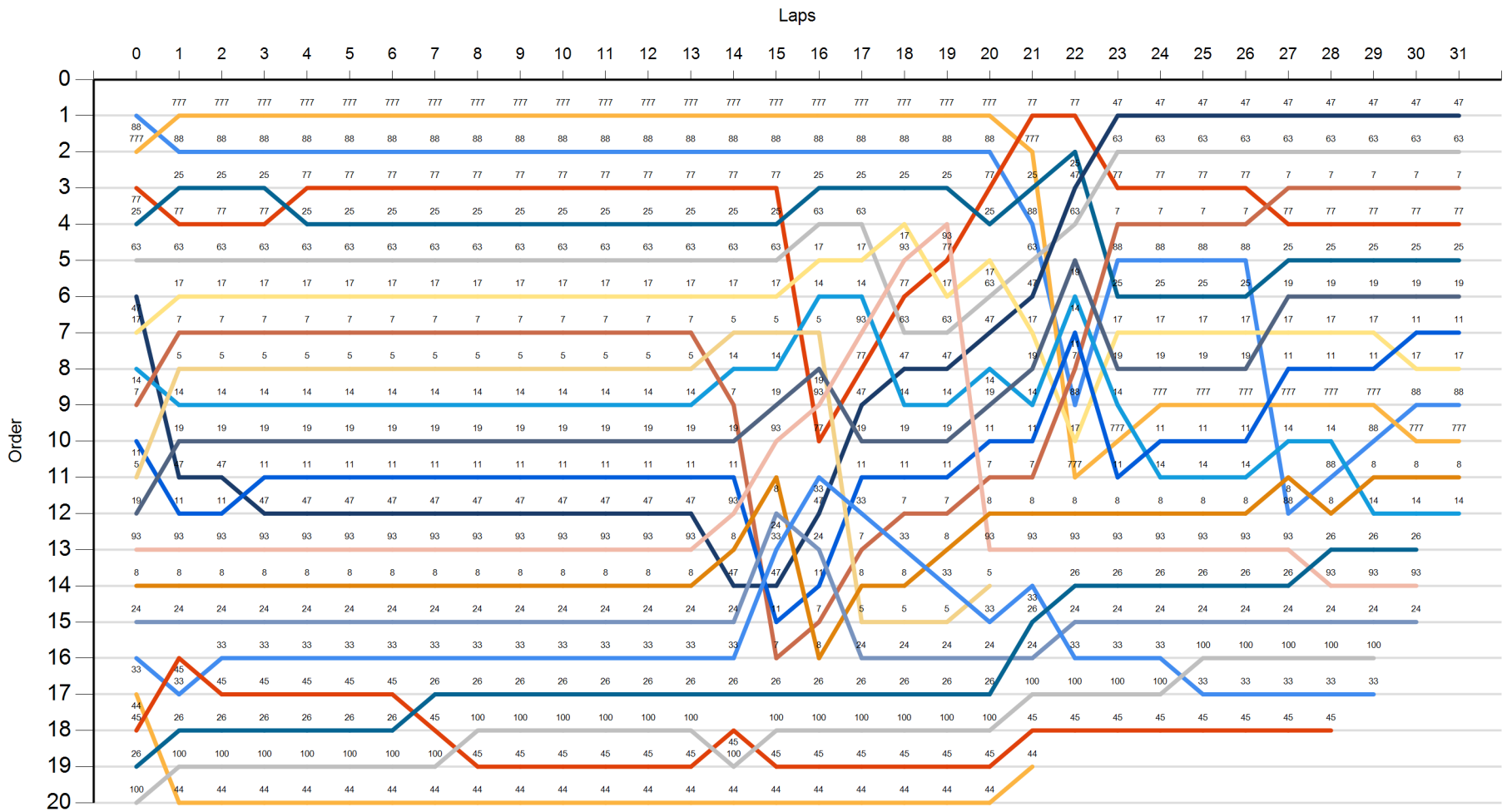


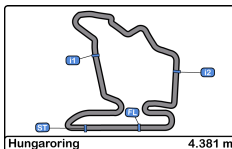


Hungaroring International GT Open Race - 2 Graphic Lap Chart



- 88
- 777
- 77
- 25
- 63
- 47
- 17
- 14
- 7
- 11
- 5
- 19
- 93
- 8
- 24
- 33
- 44
- 45
- 26
- 100





Hungaroring International GT Open Race - 2 Pit Stop Analysis



Nr.	In Day Time	Entrant/Team	Nat	Driver 1	Nat	Driver 2	Nat	Vehicle	Cat	In Time	Stop N°	Pit Time	Handicap	Penalty
7	13:22:51.630	Inception Racing	GBR	Brendan Iribe	USA	Ollie Millroy	GBR	McLaren 720 S GT3	PROAM	24:56.034	1	1:25.575	1:25	
11	13:23:03.632	Reno Racing	DNK	Jens Reno Moller	DNK	Marcus Paverud	NOR	Honda NSX GT3 Evo	PROAM	25:08.036	1	1:10.660	1:10	
100	13:23:06.125	Alda Motorsport	POL	Jakub Dwernicki	POL	Jan Antoszewski	POL	Porsche 911 GT3 Cup gen 2	CUPPA	25:10.528	1	1:30.052	1:30	
47	13:23:06.954	AKM Motorsport	SMR	Gianluca Giraudi	ITA	Loris Spinelli	ITA	Mercedes AMG GT3 - 2020	PROAM	25:11.358	1	1:05.011	1:05	
77	13:24:20.966	Lechner Racing	AUT	Benjamin Barker	GBR	Andy Soucek	ESP	Porsche 911 GT3-R II 2019	PRO	26:25.370	1	1:16.457	1:15	
26	13:24:43.704	Q1 by EMG Motorsport	BEL	Maciej Darmetko	POL	Artur Janosz	POL	Porsche 911 GT3 Cup gen 2	CUPPA	26:48.108	1	1:40.952	1:30	
8	13:24:56.134	Barone Rampante	ITA	Giuseppe Cipriani	ITA			Lamborghini Huracan GT3 EVO	AM	27:00.537	1	1:12.147	1:05	
45	13:26:14.198	Mark Speakerwas/CAME Racing	ITA	Mark Speakerwas	ITA	Peter Karpi	HUN	Porsche 911 GT3 Cup gen 1	CUPAM	28:18.602	2	1:59.541	1:40	
5	13:26:25.641	Olimp Racing	POL	Stanislaw Jedlinski	POL	Krystian Korzeniowski	POL	Mercedes AMG GT3 - 2020	AM	28:30.044	1	1:30.535	1:05	
19	13:26:33.168	Vincenzo Sospiri Racing	ITA	Baptiste Moulin	BEL	Yuki Nemoto	JPN	Lamborghini Huracan GT3 EVO	PRO	28:37.571	1	1:10.394	1:15	-4.606
24	13:27:37.692	A&P Racing Team PTT Tech Su	POL	Maciej Blazek	POL	Mateusz Lisowski	POL	Porsche 991 GT3 Cup gen 2	CUPPA	29:42.095	1	1:46.361	1:45	
63	13:28:00.833	Vincenzo Sospiri Racing	ITA	Michele Beretta	ITA	Frederik Schandorff	DNK	Lamborghini Huracan GT3 EVO	PRO	30:05.236	1	1:20.529	1:25	-4.471
14	13:28:14.324	AKM Motorsport	SMR	Marco Antonelli	ITA			Mercedes AMG GT3 - 2020	AM	30:18.727	1	1:06.118	1:05	
17	13:29:56.816	HP Racing International	DEU	Gerhard Tweraser	AUT	Jan Seyffert	DEU	Lamborghini Huracan GT3 EVO	PROAM	32:01.220	1	1:06.273	1:05	
25	13:31:30.916	Kessel Racing	CHE	Michael Dinan	USA	Robby Foley	USA	Ferrari 488 GT3	PRO	33:35.320	1	1:05.681	1:05	
93	13:32:04.873	Baporo Motorsport	ESP	Daniel Diaz-Varela	ESP	Jaume Font	ESP	Mercedes AMG GT3 - 2020	AM	34:09.277	1	1:23.498	1:05	
44	13:32:25.117	Eugenio Pisani/CAME Racing Te	ITA	Eugenio Pisani	ITA	Stefano Bozzoni	ITA	Porsche 911 GT3 Cup gen 1	CUPPA	34:29.520	2	1:39.654	1:30	
777	13:33:05.661	Olimp Racing	POL	Marcin Jedlinski	POL	Karol Basz	POL	Mercedes AMG GT3 - 2020	PROAM	35:10.065	1	1:09.445	1:05	
88	13:33:09.465	JP Motorsport	POL	Patryk Krupinski	POL	Christian Klien	AUT	McLaren 720 S GT3	PROAM	35:13.869	1	1:08.905	1:05	
33	13:33:14.622	Alda Motorsport	POL	Tomasz Magdziarz	POL	Daan Pijl	NLD	Porsche 911 GT3 Cup gen 2	CUPPA	35:19.025	1	1:35.047	1:35	
8	13:35:21.776	Barone Rampante	ITA	Giuseppe Cipriani	ITA			Lamborghini Huracan GT3 EVO	AM	37:26.180	2	59.780	1:05	-5.220
93	13:35:27.440	Baporo Motorsport	ESP	Daniel Diaz-Varela	ESP	Jaume Font	ESP	Mercedes AMG GT3 - 2020	AM	37:31.843	2	1:03.287	1:05	-1.713
100	13:35:55.091	Alda Motorsport	POL	Jakub Dwernicki	POL	Jan Antoszewski	POL	Porsche 911 GT3 Cup gen 2	CUPPA	37:59.495	2	1:24.013	1:30	-5.987
45	13:36:06.916	Mark Speakerwas/CAME Racing	ITA	Mark Speakerwas	ITA	Peter Karpi	HUN	Porsche 911 GT3 Cup gen 1	CUPAM	38:11.320	3	1:46.154	1:40	
44	13:36:15.012	Eugenio Pisani/CAME Racing Te	ITA	Eugenio Pisani	ITA	Stefano Bozzoni	ITA	Porsche 911 GT3 Cup gen 1	CUPPA	38:19.416	3	44.227	1:30	-45.773
777	13:36:17.661	Olimp Racing	POL	Marcin Jedlinski	POL	Karol Basz	POL	Mercedes AMG GT3 - 2020	PROAM	38:22.064	2	1:11.608	1:05	
88	13:36:19.051	JP Motorsport	POL	Patryk Krupinski	POL	Christian Klien	AUT	McLaren 720 S GT3	PROAM	38:23.454	2	51.906	1:05	-13.094
17	13:36:30.405	HP Racing International	DEU	Gerhard Tweraser	AUT	Jan Seyffert	DEU	Lamborghini Huracan GT3 EVO	PROAM	38:34.809	2	49.825	1:05	-15.175
24	13:37:27.462	A&P Racing Team PTT Tech Su	POL	Maciej Blazek	POL	Mateusz Lisowski	POL	Porsche 991 GT3 Cup gen 2	CUPPA	39:31.866	2	1:06.387	1:45	-38.613
77	13:38:26.479	Lechner Racing	AUT	Benjamin Barker	GBR	Andy Soucek	ESP	Porsche 911 GT3-R II 2019	PRO	40:30.882	2	41.753	1:15	-33.247
25	13:38:30.122	Kessel Racing	CHE	Michael Dinan	USA	Robby Foley	USA	Ferrari 488 GT3	PRO	40:34.525	2	55.848	1:05	-9.152
19	13:38:48.214	Vincenzo Sospiri Racing	ITA	Baptiste Moulin	BEL	Yuki Nemoto	JPN	Lamborghini Huracan GT3 EVO	PRO	40:52.618	2	41.640	1:15	-33.360
11	13:38:52.847	Reno Racing	DNK	Jens Reno Moller	DNK	Marcus Paverud	NOR	Honda NSX GT3 Evo	PROAM	40:57.251	2	52.717	1:10	-17.283
7	13:38:54.169	Inception Racing	GBR	Brendan Iribe	USA	Ollie Millroy	GBR	McLaren 720 S GT3	PROAM	40:58.572	2	22.461	1:25	-2.539
44	13:39:20.300	Eugenio Pisani/CAME Racing Te	ITA	Eugenio Pisani	ITA	Stefano Bozzoni	ITA	Porsche 911 GT3 Cup gen 1	CUPPA	41:24.704	4	1:15.690	1:30	-14.310
33	13:39:22.591	Alda Motorsport	POL	Tomasz Magdziarz	POL	Daan Pijl	NLD	Porsche 911 GT3 Cup gen 2	CUPPA	41:26.994	2	1:45.345	1:35	
14	13:41:30.104	AKM Motorsport	SMR	Marco Antonelli	ITA			Mercedes AMG GT3 - 2020	AM	43:34.507	2	57.202	1:05	-7.798

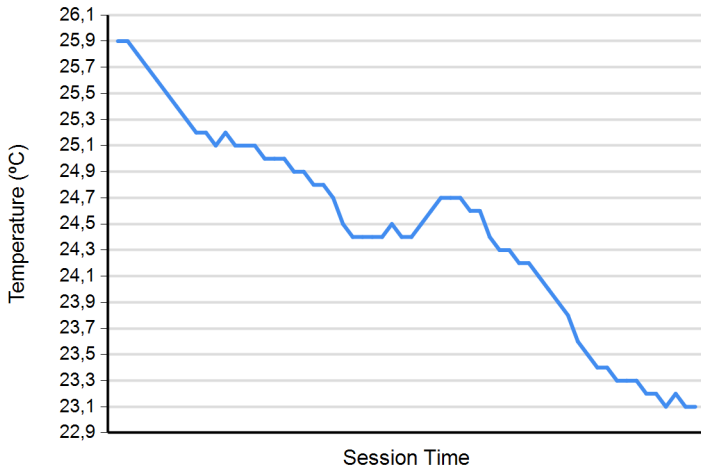




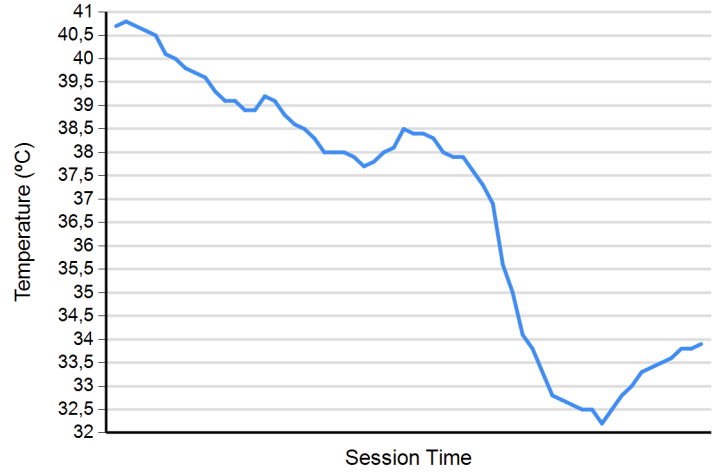
Hungaroring
International GT Open
Race - 2
Weather Report



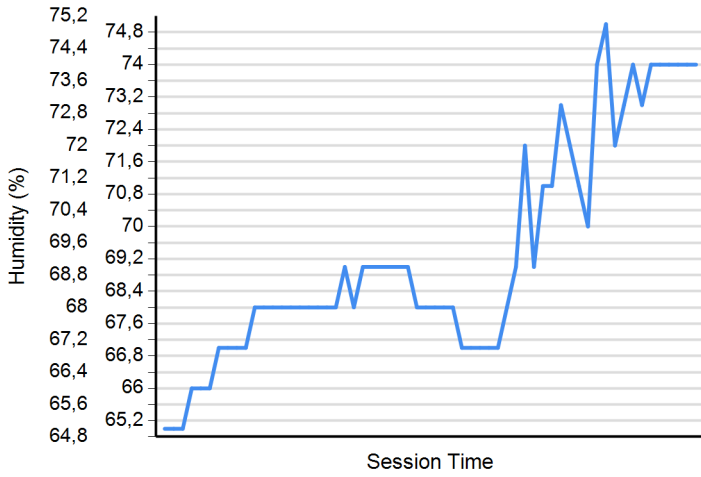
Air Temperature



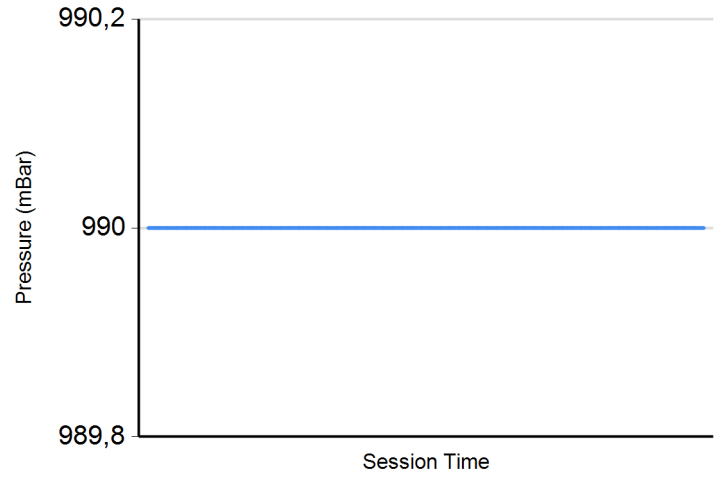
Track Temperature



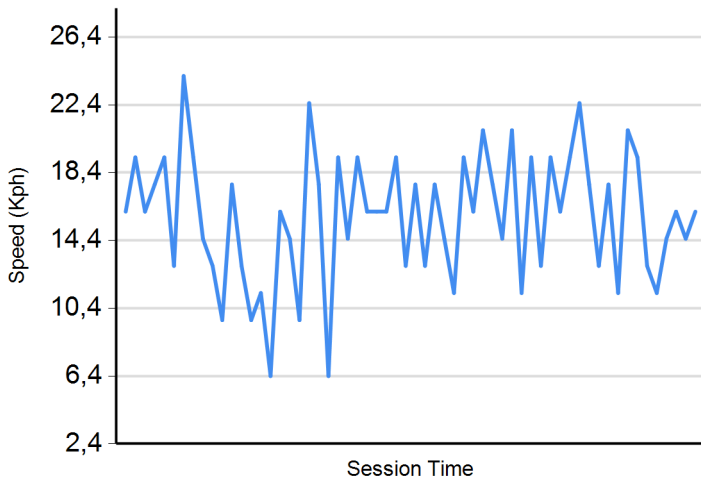
Humidity



Pressure



Wind Speed



Wind direction

