

Hungaroring
International GT Open
Race - 1
Provisional Results



Cls	N°	Entrant/Team	Nat	Driver 1	Nat	Driver 2	Nat	Vehicle	Cat	Cl	Laps	Total Time	Gap	Interval	Km/h	Best	Time	Km/h	
1	63	Vincenzo Sospiri Racing	ITA	Michele Beretta	ITA	Frederik Schandorff	DNK	Lamborghini Huracan GT3 EVO	PRO	1	39	1:10:13.819			145.9	20	1:44.420	151.0	
2	19	Vincenzo Sospiri Racing	ITA	Baptiste Moulin	BEL	Yuki Nemoto	JPN	Lamborghini Huracan GT3 EVO	PRO	2	39	1:10:15.237	1.418	1.418	145.9	21	1:45.216	149.8	
3	77	Lechner Racing	AUT	Benjamin Barker	GBR	Andy Soucek	ESP	Porsche 911 GT3-R II 2019	PRO	3	39	1:10:16.614	2.795	1.377	145.8	34	1:45.375	149.6	
4	7	Inception Racing	GBR	Brendan Iribe	USA	Ollie Millroy	GBR	McLaren 720 S GT3	PROAM	1	39	1:10:30.200	16.381	13.586	145.4	21	1:45.456	149.5	
5	11	Reno Racing	DNK	Jens Reno Moller	DNK	Marcus Paverud	NOR	Honda NSX GT3 Evo	PROAM	2	39	1:10:35.327	21.508	5.127	145.2	26	1:45.995	148.7	
6	777	Olimp Racing	POL	Marcin Jedlinski	POL	Karol Basz	POL	Mercedes AMG GT3 - 2020	PROAM	3	39	1:10:37.213	23.394	1.886	145.1	24	1:44.899	150.3	
7	47 *	AKM Motorsport	SMR	Gianluca Giraudi	ITA	Loris Spinelli	ITA	Mercedes AMG GT3 - 2020	PROAM	4	39	1:10:39.724	25.905	2.511	145.0	18	1:44.498	150.9	
8	25	Kessel Racing	CHE	Michael Dinan	USA	Robby Foley	USA	Ferrari 488 GT3	PRO	4	39	1:10:41.978	28.159	2.254	145.0	18	1:44.583	150.8	
9	88	JP Motorsport	POL	Patryk Krupinski	POL	Christian Klien	AUT	McLaren 720 S GT3	PROAM	5	39	1:10:43.609	29.790	1.631	144.9	33	1:45.069	150.1	
10	8	Barone Rampante	ITA	Giuseppe Cipriani	ITA			Lamborghini Huracan GT3 EVO	AM	1	39	1:11:47.617	1:33.798	1:04.008	142.7	25	1:46.692	147.8	
11	14	AKM Motorsport	SMR	Marco Antonelli	ITA			Mercedes AMG GT3 - 2020	AM	2	39	1:11:48.051	1:34.232	0.434	142.7	23	1:46.439	148.1	
12	5	Olimp Racing	POL	Stanislaw Jedlinski	POL	Krystian Korzeniowski	POL	Mercedes AMG GT3 - 2020	AM	3	38	1:10:36.564	1 Lap	1 Lap	141.4	21	1:45.230	149.8	
13	24	A&P Racing Team PTT Tech Support	POL	Maciej Blazek	POL	Mateusz Lisowski	POL	Porsche 991 GT3 Cup gen 2	CUPPA	1	37	1:11:41.965	2 Laps	1 Lap	135.6	18	1:49.258	144.3	
14	17	HP Racing International	DEU	Gerhard Tweraser	AUT	Jan Seyffert	DEU	Lamborghini Huracan GT3 EVO	PROAM	6	36	1:05:48.020	3 Laps	1 Lap	143.8	20	1:45.822	149.0	
15	33	Alda Motorsport	POL	Tomasz Magdziarz	POL	Daan Pijl	NLD	Porsche 911 GT3 Cup gen 2	CUPPA	2	36	1:10:30.032	3 Laps	4:42.012	134.2	27	1:51.000	142.0	
16	26	Q1 by EMG Motorsport	BEL	Maciej Darmetko	POL	Artur Janosz	POL	Porsche 911 GT3 Cup gen 2	CUPPA	3	36	1:10:48.323	3 Laps	18.291	133.6	2	1:51.040	142.0	
17	100	Alda Motorsport	POL	Jakub Dwernicki	POL	Jan Antoszewski	POL	Porsche 911 GT3 Cup gen 2	CUPPA	4	36	1:11:21.579	3 Laps	33.256	132.6	2	1:51.736	141.1	
18	44	Eugenio Pisani/CAME Racing Team	ITA	Eugenio Pisani	ITA	Stefano Bozzoni	ITA	Porsche 911 GT3 Cup gen 1	CUPPA	5	35	1:10:46.806	4 Laps	1 Lap	129.9	17	1:52.796	139.8	
19	45	Mark Speakerwas/CAME Racing Team	ITA	Mark Speakerwas	ITA	Peter Karpi	HUN	Porsche 911 GT3 Cup gen 1	CUPAM	1	35	1:11:01.468	4 Laps	14.662	129.5	6	1:54.466	137.7	
Not classified: (Requirements: 75% of number laps of leader = 30 Laps)																			
	93 *	Baporo Motorsport	ESP	Daniel Diaz-Varela	ESP	Jaume Font	ESP	Mercedes AMG GT3 - 2020	AM	4	27	51:07.211	12 Laps	8 Laps	138.8	25	1:46.304	148.3	

Fastest lap Beretta - Schandorff in 1:44.420 at 151.0 Km/h in lap 20

*** PENALTIES**

CAR #47 - 5 SECONDS TIME PENALTY ADDED TO RACE TIME - PIT LANE INCIDENT

AFTER INVESTIGATION CARS 63, 19 AND 47 - FINE PENALTY - ART 33.3.C SPORTING REGS

CAR #93 - 5 SECONDS TIME PENALTY ADDED TO RACE TIME - CAUSING A COLISSION

Published at:.....

Air Temp: **50.2 °C** Temp. Aire: **30.9 °C** Humidity: **33 %** Track Status: **DRY**

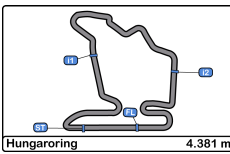
Stewards:

Race Director:

Timekeeper: Luis Angel Garcia Nunez

JOB/I-0020-ESP





Hungaroring
International GT Open
Race - 1
Provisional Results by Category



Cls	N°	Entrant/Team	Nat	Driver 1	Nat	Driver 2	Nat	Vehicle	Cat	Cl	Laps	Total Time	Gap	Interval	Km/h	Best	Time	Km/h	
PRO																			
1	63	Vincenzo Sospiri Racing	ITA	Michele Beretta	ITA	Frederik Schandorff	DEN	Lamborghini Huracan GT3 EVO	PRO	1	39	1:10:13.819			145.9	20	1:44.420	151.0	
2	19	Vincenzo Sospiri Racing	ITA	Baptiste Moulin	BEL	Yuki Nemoto	JPN	Lamborghini Huracan GT3 EVO	PRO	2	39	1:10:15.237	1.418	1.418	145.9	21	1:45.216	149.8	
3	77	Lechner Racing	AUT	Benjamin Barker	GER	Andy Soucek	ESP	Porsche 911 GT3-R II 2019	PRO	3	39	1:10:16.614	2.795	1.377	145.8	34	1:45.375	149.6	
4	25	Kessel Racing	CHE	Michael Dinan	USA	Robby Foley	USA	Ferrari 488 GT3	PRO	4	39	1:10:41.978	28.159	25.364	145.0	18	1:44.583	150.8	
PROAM																			
1	7	Inception Racing	GBR	Brendan Iribe	USA	Ollie Millroy	GBR	McLaren 720 S GT3	PROAM	1	39	1:10:30.200			145.4	21	1:45.456	149.5	
2	11	Reno Racing	DNK	Jens Reno Moller	DNK	Marcus Paverud	NOR	Honda NSX GT3 Evo	PROAM	2	39	1:10:35.327	5.127	5.127	145.2	26	1:45.995	148.7	
3	777	Olimp Racing	POL	Marcin Jedlinski	POL	Karol Basz	POL	Mercedes AMG GT3 - 2020	PROAM	3	39	1:10:37.213	7.013	1.886	145.1	24	1:44.899	150.3	
4	47 *	AKM Motorsport	SMR	Gianluca Giraudi	ITA	Loris Spinelli	ITA	Mercedes AMG GT3 - 2020	PROAM	4	39	1:10:39.724	9.524	2.511	145.0	18	1:44.498	150.9	
5	88	JP Motorsport	POL	Patryk Krupinski	POL	Christian Klien	AUT	McLaren 720 S GT3	PROAM	5	39	1:10:43.609	13.409	3.885	144.9	33	1:45.069	150.1	
6	17	HP Racing International	DEU	Gerhard Tweraser	AUT	Jan Seyffert	DEU	Lamborghini Huracan GT3 EVO	PROAM	6	36	1:05:48.020	3 Laps	3 Laps	143.8	20	1:45.822	149.0	
AM																			
1	8	Barone Rampante	ITA	Giuseppe Cipriani	ITA			Lamborghini Huracan GT3 EVO	AM	1	39	1:11:47.617			142.7	25	1:46.692	147.8	
2	14	AKM Motorsport	SMR	Marco Antonelli	ITA			Mercedes AMG GT3 - 2020	AM	2	39	1:11:48.051	0.434	0.434	142.7	23	1:46.439	148.1	
3	5	Olimp Racing	POL	Stanislaw Jedlinski	POL	Krystian Korzeniowski	POL	Mercedes AMG GT3 - 2020	AM	3	38	1:10:36.564	1 Lap	1 Lap	141.4	21	1:45.230	149.8	
Not classified: (Requirements: 75% of number laps of leader = 30 Laps)																			
93 *		Baporo Motorsport	ESP	Daniel Diaz-Varela	ESP	Jaume Font	ESP	Mercedes AMG GT3 - 2020	AM	4	27	51:07.211	12 Laps	11 Laps	138.8	25	1:46.304	148.3	
CUPPA																			
1	24	A&P Racing Team PTT Tech Support	POL	Maciej Blazek	POL	Mateusz Lisowski	POL	Porsche 991 GT3 Cup gen 2	CUPPA	1	37	1:11:41.965			135.6	18	1:49.258	144.3	
2	33	Alda Motorsport	POL	Tomasz Magdziarz	POL	Daan Pijl	NLD	Porsche 911 GT3 Cup gen 2	CUPPA	2	36	1:10:30.032	1 Lap	1 Lap	134.2	27	1:51.000	142.0	
3	26	Q1 by EMG Motorsport	BEL	Maciej Darmetko	POL	Artur Janosz	POL	Porsche 911 GT3 Cup gen 2	CUPPA	3	36	1:10:48.323	1 Lap	18.291	133.6	2	1:51.040	142.0	
4	100	Alda Motorsport	POL	Jakub Dwernicki	POL	Jan Antoszewski	POL	Porsche 911 GT3 Cup gen 2	CUPPA	4	36	1:11:21.579	1 Lap	33.256	132.6	2	1:51.736	141.1	
5	44	Eugenio Pisani/CAME Racing Team	ITA	Eugenio Pisani	ITA	Stefano Bozzoni	ITA	Porsche 911 GT3 Cup gen 1	CUPPA	5	35	1:10:46.806	2 Laps	1 Lap	129.9	17	1:52.796	139.8	
CUPAM																			
1	45	Mark Speakerwas/CAME Racing Team	ITA	Mark Speakerwas	ITA	Peter Karpi	HUN	Porsche 911 GT3 Cup gen 1	CUPAM	1	35	1:11:01.468			129.5	6	1:54.466	137.7	

Fastest lap Beretta - Schandorff in 1:44.420 at 151.0 Km/h in lap 20

*** PENALTIES**

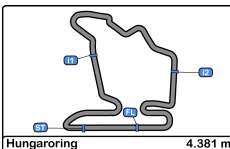
CAR #47 - 5 SECONDS TIME PENALTY ADDED TO RACE TIME - PIT LANE INCIDENT
 AFTER INVESTIGATION CARS 63, 19 AND 47 - FINE PENALTY - ART 33.3.C SPORTING REGS

Published at:.....

Air Temp: 50.2 °C Temp. Aire: 30.9 °C Humidity: 33 % Track Status: DRY

Stewards:	Race Director:	Timekeeper: Luis Angel Garcia Nuñez JOB/I-0020-ESP
------------------	-----------------------	--





Hungaroring
International GT Open
Race - 1

Provisional Results by Category

Hungaroring 4.381 m.

CAR #93 - 5 SECONDS TIME PENALTY ADDED TO RACE TIME - CAUSING A COLISSION

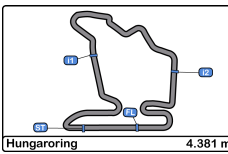


Published at:.....

Air Temp: **50.2 °C** Temp. Aire: **30.9 °C** Humidity: **33 %** Track Status: **DRY**

Stewards:	Race Director:	Timekeeper:  Luis Angel Garcia Nuñez JOB/I-0020-ESP
------------------	-----------------------	--





Hungaroring
International GT Open
Race - 1
Provisional Results by Class



Cls	N°	Entrant/Team	Nat	Driver 1	Nat	Driver 2	Nat	Vehicle	Cat	Cl	Laps	Total Time	Gap	Interval	Km/h	Best	Time	Km/h	
International GT Open																			
1	63	Vincenzo Sospiri Racing	ITA	Michele Beretta	ITA	Frederik Schandorff	DNK	Lamborghini Huracan GT3 EVO	PRO	1	39	1:10:13.819			145.9	20	1:44.420	151.0	
2	19	Vincenzo Sospiri Racing	ITA	Baptiste Moulin	BEL	Yuki Nemoto	JPN	Lamborghini Huracan GT3 EVO	PRO	2	39	1:10:15.237	1.418	1.418	145.9	21	1:45.216	149.8	
3	77	Lechner Racing	AUT	Benjamin Barker	GBR	Andy Soucek	ESP	Porsche 911 GT3-R II 2019	PRO	3	39	1:10:16.614	2.795	1.377	145.8	34	1:45.375	149.6	
4	7	Inception Racing	AUT	Brendan Iribe	USA	Ollie Millroy	GBR	McLaren 720 S GT3	PROAM	1	39	1:10:30.200	16.381	13.586	145.4	21	1:45.456	149.5	
5	11	Reno Racing	DNK	Jens Reno Moller	DNK	Marcus Paverud	NOR	Honda NSX GT3 Evo	PROAM	2	39	1:10:35.327	21.508	5.127	145.2	26	1:45.995	148.7	
6	777	Olimp Racing	POL	Marcin Jedlinski	POL	Karol Basz	POL	Mercedes AMG GT3 - 2020	PROAM	3	39	1:10:37.213	23.394	1.886	145.1	24	1:44.899	150.3	
7	47 *	AKM Motorsport	GBR	Gianluca Giraudi	ITA	Loris Spinelli	ITA	Mercedes AMG GT3 - 2020	PROAM	4	39	1:10:39.724	25.905	2.511	145.0	18	1:44.498	150.9	
8	25	Kessel Racing	CHE	Michael Dinan	USA	Robby Foley	USA	Ferrari 488 GT3	PRO	4	39	1:10:41.978	28.159	2.254	145.0	18	1:44.583	150.8	
9	88	JP Motorsport	POL	Patryk Krupinski	POL	Christian Klien	AUT	McLaren 720 S GT3	PROAM	5	39	1:10:43.609	29.790	1.631	144.9	33	1:45.069	150.1	
10	8	Barone Rampante	ITA	Giuseppe Cipriani	ITA			Lamborghini Huracan GT3 EVO	AM	1	39	1:11:47.617	1:33.798	1:04.008	142.7	25	1:46.692	147.8	
11	14	AKM Motorsport	GBR	Marco Antonelli	ITA			Mercedes AMG GT3 - 2020	AM	2	39	1:11:48.051	1:34.232	0.434	142.7	23	1:46.439	148.1	
12	5	Olimp Racing	POL	Stanislaw Jedlinski	POL	Krystian Korzeniowski	POL	Mercedes AMG GT3 - 2020	AM	3	38	1:10:36.564	1 Lap	1 Lap	141.4	21	1:45.230	149.8	
13	17	HP Racing International	DEU	Gerhard Tweraser	AUT	Jan Seyffert	DEU	Lamborghini Huracan GT3 EVO	PROAM	6	36	1:05:48.020	3 Laps	2 Laps	143.8	20	1:45.822	149.0	
Not classified: (Requirements: 75% of number laps of leader = 30 Laps)																			
	93 *	Baporo Motorsport	ESP	Daniel Diaz-Varela	ESP	Jaume Font	ESP	Mercedes AMG GT3 - 2020	AM	4	27	51:07.211	12 Laps	9 Laps	138.8	25	1:46.304	148.3	

GT Open Cup Europe																			
1	24	A&P Racing Team PTT Tech Support	POL	Maciej Blazek	POL	Mateusz Lisowski	POL	Porsche 991 GT3 Cup gen 2	CUPPA	1	37	1:11:41.965			135.6	18	1:49.258	144.3	
2	33	Alda Motorsport	POL	Tomasz Magdziarz	POL	Daan Pijl	NLD	Porsche 911 GT3 Cup gen 2	CUPPA	2	36	1:10:30.032	1 Lap	1 Lap	134.2	27	1:51.000	142.0	
3	26	Q1 by EMG Motorsport	BEL	Maciej Darmetko	POL	Artur Janosz	POL	Porsche 911 GT3 Cup gen 2	CUPPA	3	36	1:10:48.323	1 Lap	18.291	133.6	2	1:51.040	142.0	
4	100	Alda Motorsport	POL	Jakub Dwernicki	POL	Jan Antoszewski	POL	Porsche 911 GT3 Cup gen 2	CUPPA	4	36	1:11:21.579	1 Lap	33.256	132.6	2	1:51.736	141.1	
5	44	Eugenio Pisani/CAME Racing Team	ITA	Eugenio Pisani	ITA	Stefano Bozzoni	ITA	Porsche 911 GT3 Cup gen 1	CUPPA	5	35	1:10:46.806	2 Laps	1 Lap	129.9	17	1:52.796	139.8	
6	45	Mark Speakerwas/CAME Racing Team	ITA	Mark Speakerwas	ITA	Peter Karpi	HUN	Porsche 911 GT3 Cup gen 1	CUPAM	1	35	1:11:01.468	2 Laps	14.662	129.5	6	1:54.466	137.7	

Fastest lap Beretta - Schandorff in 1:44.420 at 151.0 Km/h in lap 20

*** PENALTIES**

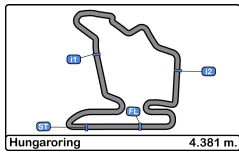
- CAR #47 - 5 SECONDS TIME PENALTY ADDED TO RACE TIME - PIT LANE INCIDENT
- AFTER INVESTIGATION CARS 63, 19 AND 47 - FINE PENALTY - ART 33.3.C SPORTING REGS
- CAR #93 - 5 SECONDS TIME PENALTY ADDED TO RACE TIME - CAUSING A COLLISION

Published at:.....

Air Temp: **50.2 °C** Temp. Aire: **30.9 °C** Humidity: **33 %** Track Status: **DRY**

Stewards:	Race Director:	Timekeeper: Luis Angel Garcia Nuñez JOB/I-0020-ESP
------------------	-----------------------	--





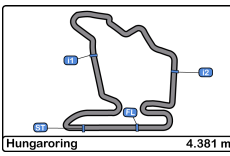
Hungaroring International GT Open Race - 1



Provisional Classification by Driver Fastest Lap

Cl	N°	Entrant/Team	Nat	Vehicle	Driver	Nat	Cat	Cl	Laps	Best	Time	Gap	Interval	Km/h
1	63	Vincenzo Sospiri Racing	ITA	Lamborghini Huracan GT3 EVO	Michele Beretta	ITA	PRO	1	22	3	1:44.420			151.0
2	47	AKM Motorsport	SMR	Mercedes AMG GT3 - 2020	Loris Spinelli	ITA	PROAM	1	23	18	1:44.498	0.078	0.078	150.9
3	25	Kessel Racing	CHE	Ferrari 488 GT3	Robby Foley	USA	PRO	2	23	2	1:44.583	0.163	0.085	150.8
4	777	Olimp Racing	POL	Mercedes AMG GT3 - 2020	Karol Basz	POL	PROAM	2	23	8	1:44.899	0.479	0.316	150.3
5	88	JP Motorsport	POL	McLaren 720 S GT3	Christian Klien	AUT	PROAM	3	23	17	1:45.069	0.649	0.170	150.1
6	19	Vincenzo Sospiri Racing	ITA	Lamborghini Huracan GT3 EVO	Yuki Nemoto	JPN	PRO	3	23	21	1:45.216	0.796	0.147	149.8
7	5	Olimp Racing	POL	Mercedes AMG GT3 - 2020	Krystian Korzeniows	POL	AM	1	21	4	1:45.230	0.810	0.014	149.8
8	77	Lechner Racing	AUT	Porsche 911 GT3-R II 2019	Benjamin Barker	GBR	PRO	4	22	17	1:45.375	0.955	0.145	149.6
9	19	Vincenzo Sospiri Racing	ITA	Lamborghini Huracan GT3 EVO	Baptiste Moulin	BEL	PRO	5	16	4	1:45.419	0.999	0.044	149.6
10	63	Vincenzo Sospiri Racing	ITA	Lamborghini Huracan GT3 EVO	Frederik Schandorff	DNK	PRO	6	17	2	1:45.435	1.015	0.016	149.5
11	7	Inception Racing	GBR	McLaren 720 S GT3	Ollie Millroy	GBR	PROAM	4	23	21	1:45.456	1.036	0.021	149.5
12	77	Lechner Racing	AUT	Porsche 911 GT3-R II 2019	Andy Soucek	ESP	PRO	7	17	4	1:45.598	1.178	0.142	149.3
13	7	Inception Racing	GBR	McLaren 720 S GT3	Brendan Iribre	USA	PROAM	5	16	3	1:45.787	1.367	0.189	149.0
14	17	HP Racing International	DEU	Lamborghini Huracan GT3 EVO	Jan Seyffert	DEU	PROAM	6	19	3	1:45.822	1.402	0.035	149.0
15	11	Reno Racing	DNK	Honda NSX GT3 Evo	Jens Reno Moller	DNK	PROAM	7	16	3	1:45.995	1.575	0.173	148.7
16	11	Reno Racing	DNK	Honda NSX GT3 Evo	Marcus Paverud	NOR	PROAM	8	23	21	1:46.030	1.610	0.035	148.7
17	25	Kessel Racing	CHE	Ferrari 488 GT3	Michael Dinan	USA	PRO	8	16	7	1:46.282	1.862	0.252	148.3
18	93	Baporo Motorsport	ESP	Mercedes AMG GT3 - 2020	Jaume Font	ESP	AM	2	7	5	1:46.304	1.884	0.022	148.3
19	14	AKM Motorsport	SMR	Mercedes AMG GT3 - 2020	Marco Antonelli	ITA	AM	3	19	3	1:46.439	2.019	0.135	148.1
20	17	HP Racing International	DEU	Lamborghini Huracan GT3 EVO	Gerhard Tweraser	AUT	PROAM	9	17	8	1:46.505	2.085	0.066	148.0
21	47	AKM Motorsport	SMR	Mercedes AMG GT3 - 2020	Gianluca Giraudi	ITA	PROAM	10	16	16	1:46.548	2.128	0.043	148.0
22	8	Barone Rampante	ITA	Lamborghini Huracan GT3 EVO	Giuseppe Cipriani	ITA	AM	4	39	25	1:46.692	2.272	0.144	147.8
23	93	Baporo Motorsport	ESP	Mercedes AMG GT3 - 2020	Daniel Diaz-Varela	ESP	AM	5	20	6	1:47.029	2.609	0.337	147.3
24	777	Olimp Racing	POL	Mercedes AMG GT3 - 2020	Marcin Jedlinski	POL	PROAM	11	16	8	1:47.078	2.658	0.049	147.2
25	88	JP Motorsport	POL	McLaren 720 S GT3	Patryk Krupinski	POL	PROAM	12	16	9	1:47.159	2.739	0.081	147.1
26	14	AKM Motorsport	SMR	Mercedes AMG GT3 - 2020	Marco Antonelli	ITA	AM	6	20	12	1:47.419	2.999	0.260	146.8
27	24	A&P Racing Team PTT Tech Support	POL	Porsche 991 GT3 Cup gen 2	Mateusz Lisowski	POL	CUPPA	1	21	2	1:49.258	4.838	1.839	144.3
28	5	Olimp Racing	POL	Mercedes AMG GT3 - 2020	Stanislaw Jedlinski	POL	AM	7	17	7	1:50.738	6.318	1.480	142.4
29	33	Alda Motorsport	POL	Porsche 911 GT3 Cup gen 2	Daan Pijl	NLD	CUPPA	2	20	11	1:51.000	6.580	0.262	142.0
30	26	Q1 by EMG Motorsport	BEL	Porsche 911 GT3 Cup gen 2	Artur Janosz	POL	CUPPA	3	22	2	1:51.040	6.620	0.040	142.0
31	100	Alda Motorsport	POL	Porsche 911 GT3 Cup gen 2	Jan Antoszewski	POL	CUPPA	4	20	2	1:51.736	7.316	0.696	141.1
32	24	A&P Racing Team PTT Tech Support	POL	Porsche 991 GT3 Cup gen 2	Maciej Blazek	POL	CUPPA	5	16	4	1:52.455	8.035	0.719	140.2
33	44	Eugenio Pisani/CAME Racing Team	ITA	Porsche 911 GT3 Cup gen 1	Eugenio Pisani	ITA	CUPPA	6	20	2	1:52.796	8.376	0.341	139.8
34	33	Alda Motorsport	POL	Porsche 911 GT3 Cup gen 2	Tomasz Magdziarz	POL	CUPPA	7	16	6	1:53.468	9.048	0.672	138.9
35	45	Mark Speakerwas/CAME Racing Team	ITA	Porsche 911 GT3 Cup gen 1	Peter Karpi	HUN	CUPAM	1	18	6	1:54.466	10.046	0.998	137.7
36	45	Mark Speakerwas/CAME Racing Team	ITA	Porsche 911 GT3 Cup gen 1	Mark Speakerwas	ITA	CUPAM	2	17	9	1:54.712	10.292	0.246	137.4
37	100	Alda Motorsport	POL	Porsche 911 GT3 Cup gen 2	Jakub Dwernicki	POL	CUPPA	8	16	7	1:54.732	10.312	0.020	137.4
38	26	Q1 by EMG Motorsport	BEL	Porsche 911 GT3 Cup gen 2	Maciej Darmetko	POL	CUPPA	9	14	11	1:55.110	10.690	0.378	137.0
39	44	Eugenio Pisani/CAME Racing Team	ITA	Porsche 911 GT3 Cup gen 1	Stefano Bozzoni	ITA	CUPPA	10	15	4	1:56.424	12.004	1.314	135.4





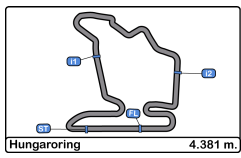
Hungaroring
International GT Open
Race - 1



Distance and Speed Average

Cls	Nº	Entrant/Team	Nat	Driver 1	Nat	Driver 2	Nat	Vehicle	Cat	Cls	Laps	Distance	Total Time	Km/h
1	63	Vincenzo Sospiri Racing	ITA	Michele Beretta	ITA	<u>Frederik Schandorff</u>	DNK	Lamborghini Huracan GT3 EVO	PRO	1	39	170.85	1:10:13.819	145.9
2	19	Vincenzo Sospiri Racing	ITA	Baptiste Moulin	BEL	<u>Yuki Nemoto</u>	JPN	Lamborghini Huracan GT3 EVO	PRO	2	39	170.85	1:10:15.237	145.9
3	77	Lechner Racing	AUT	Benjamin Barker	GBR	<u>Andy Soucek</u>	ESP	Porsche 911 GT3-R II 2019	PRO	3	39	170.85	1:10:16.614	145.8
4	7	Inception Racing	GBR	Brendan Iribe	USA	<u>Ollie Millroy</u>	GBR	McLaren 720 S GT3	PROAM	1	39	170.85	1:10:30.200	145.4
5	11	Reno Racing	DNK	Jens Reno Moller	DNK	<u>Marcus Paverud</u>	NOR	Honda NSX GT3 Evo	PROAM	2	39	170.85	1:10:35.327	145.2
6	777	Olimp Racing	POL	<u>Marcin Jedlinski</u>	POL	Karol Basz	POL	Mercedes AMG GT3 - 2020	PROAM	3	39	170.85	1:10:37.213	145.1
7	47	AKM Motorsport	SMR	Gianluca Giraudi	ITA	<u>Loris Spinelli</u>	ITA	Mercedes AMG GT3 - 2020	PROAM	4	39	170.85	1:10:39.724	145.0
8	25	Kessel Racing	CHE	<u>Michael Dinan</u>	USA	Robby Foley	USA	Ferrari 488 GT3	PRO	4	39	170.85	1:10:41.978	145.0
9	88	JP Motorsport	POL	<u>Patryk Krupinski</u>	POL	Christian Klien	AUT	McLaren 720 S GT3	PROAM	5	39	170.85	1:10:43.609	144.9
10	8	Barone Rampante	ITA	Giuseppe Cipriani	ITA			Lamborghini Huracan GT3 EVO	AM	1	39	170.85	1:11:47.617	142.7
11	14	AKM Motorsport	SMR	Marco Antonelli	ITA			Mercedes AMG GT3 - 2020	AM	2	39	170.85	1:11:48.051	142.7
12	5	Olimp Racing	POL	<u>Stanislaw Jedlinski</u>	POL	Krystian Korzeniowski	POL	Mercedes AMG GT3 - 2020	AM	3	38	166.47	1:10:36.564	141.4
13	24	A&P Racing Team PTT Tech Support	POL	<u>Maciej Blazek</u>	POL	Mateusz Lisowski	POL	Porsche 991 GT3 Cup gen 2	CUPPA	1	37	162.09	1:11:41.965	135.6
14	17	HP Racing International	DEU	<u>Gerhard Tweraser</u>	AUT	Jan Seyffert	DEU	Lamborghini Huracan GT3 EVO	PROAM	6	36	157.71	1:05:48.020	143.8
15	33	Alda Motorsport	BEL	<u>Tomasz Magdziarz</u>	POL	Daan Pijl	NLD	Porsche 911 GT3 Cup gen 2	CUPPA	2	36	157.71	1:10:30.032	134.2
16	26	Q1 by EMG Motorsport	BEL	Maciej Darnetko	POL	<u>Artur Janosz</u>	POL	Porsche 911 GT3 Cup gen 2	CUPPA	3	36	157.71	1:10:48.323	133.6
17	100	Alda Motorsport	POL	Jakub Dwernicki	POL	<u>Jan Antoszewski</u>	POL	Porsche 911 GT3 Cup gen 2	CUPPA	4	36	157.71	1:11:21.579	132.6
18	44	Eugenio Pisani/CAME Racing Team	ITA	Eugenio Pisani	ITA	<u>Stefano Bozzoni</u>	ITA	Porsche 911 GT3 Cup gen 1	CUPPA	5	35	153.33	1:10:46.806	129.9
19	45	Mark Speakerwas/CAME Racing Team	ITA	Mark Speakerwas	ITA	<u>Peter Karpi</u>	HUN	Porsche 911 GT3 Cup gen 1	CUPAM	1	35	153.33	1:11:01.468	129.5
Not classified: (Requirements: 75% of number laps of leader = 30 Laps)														
93		Baporo Motorsport	ESP	<u>Daniel Diaz-Varela</u>	ESP	Jaume Font	ESP	Mercedes AMG GT3 - 2020	AM	4	27	118.28	51:07.211	138.8





Hungaroring
International GT Open
Race - 1
Lap Analysis



5 Stanislaw Jedlinski Mercedes AMG GT3 - 2020							7 Brendan Iribe McLaren 720 S GT3								
AM Krystian Korzeniewski			Olimp Racing				PROAM			Ollie Millroy Inception Racing					
Lap	D	Time	Sector 1	Sector 2	Sector 3	T. Spd	Elapsed	Lap	D	Time	Sector 1	Sector 2	Sector 3	T. Spd	Elapsed
1	1	1:59.070	46.204	41.832	31.034	212.5	1:59.070	1	2	1:50.158	41.199	39.261	29.698	214.7	1:50.158
2	1	1:51.861	39.513	41.202	31.146	225.0	3:50.931	2	2	1:45.942	37.578	38.895	29.469	228.3	3:36.100
3	1	1:53.916	40.731	41.404	31.781	223.6	5:44.847	3	2	1:45.563	37.539	38.664	29.360	227.8	5:21.663
4	1	1:51.383	39.360	41.178	30.845	224.0	7:36.230	4	2	1:45.486	37.495	38.582	29.409	229.2	7:07.149
5	1	1:50.905	38.807	41.332	30.766	222.6	9:27.135	5	2	1:45.821	37.458	38.755	29.608	229.2	8:52.970
6	1	1:51.259	38.728	41.454	31.077	223.1	11:18.394	6	2	1:45.929	37.558	38.779	29.592	229.2	10:38.899
7	1	1:50.738	38.593	41.161	30.984	223.1	13:09.132	7	2	1:45.807	37.444	38.821	29.542	229.7	12:24.706
8	1	1:50.913	38.690	41.555	30.668	223.1	15:00.045	8	2	1:45.597	37.452	38.769	29.376	229.2	14:10.303
9	1	1:51.472	38.889	41.453	31.130	224.5	16:51.517	9	2	1:45.961	37.651	38.873	29.437	228.3	15:56.264
10	1	1:51.645	38.932	41.332	31.381	224.5	18:43.162	10	2	1:45.836	37.483	38.856	29.497	229.7	17:42.100
11	1	1:51.746	38.708	41.423	31.615	222.2	20:34.908	11	2	1:45.988	37.519	39.036	29.433	227.8	19:28.088
12	1	1:51.649	39.011	41.331	31.307	222.6	22:26.557	12	2	1:46.897	38.031	39.492	29.374	229.2	21:14.985
13	1	1:52.353	38.984	41.782	31.587	221.3	24:18.910	13	2	1:45.851	37.433	38.947	29.471	229.2	23:00.836
14	1	1:54.267	39.322	42.033	32.912	221.7	26:13.177	14	2	1:45.942	37.564	38.957	29.421	226.8	24:46.778
15	1	1:53.611	39.329	43.326	30.956	221.3	28:06.788	15	2	1:47.034	38.505	39.069	29.460	228.8	26:33.812
16	1	1:52.344	38.801	41.914	31.629	223.6	29:59.132	16	2	1:46.341	37.372	39.562	29.407	229.7	28:20.153
17	1	2:01.376 P	39.109	43.371	38.896	222.2	32:00.508	17	2	1:46.351	37.444	39.427	29.480	229.2	30:06.504
18	2	3:04.103	1:55.812	38.974	29.317		35:04.611	18	2	1:46.338	37.413	39.166	29.759	229.2	31:52.842
19	2	1:45.997	37.357	38.901	29.739	227.8	36:50.608	19	2	1:45.838	37.542	38.867	29.429	228.3	33:38.680
20	2	1:45.842	37.308	38.909	29.625	225.9	38:36.450	20	2	1:45.724	37.375	38.853	29.496	228.8	35:24.404
21	2	1:45.230	37.367	38.384	29.479	225.4	40:21.680	21	2	1:45.456	37.575	38.538	29.343	230.2	37:09.860
22	2	1:45.960	37.244	39.049	29.667	225.0	42:07.640	22	2	1:45.541	37.483	38.753	29.305	229.7	38:55.401
23	2	1:46.377	37.850	38.933	29.594	225.0	43:54.017	23	2	1:48.997 P	37.356	38.746	32.895	229.2	40:44.398
24	2	1:49.851	37.822	39.913	32.116	225.0	45:43.868	24	1	3:02.854	1:53.633	38.732	30.489		43:47.252
25	2	1:45.402	37.327	38.627	29.448	226.8	47:29.270	25	1	1:47.741	38.539	39.298	29.904	226.4	45:34.993
26	2	1:46.703	37.394	39.741	29.568	226.8	49:15.973	26	1	1:45.787	37.609	38.754	29.424	228.8	47:20.780
27	2	1:46.872	37.468	38.879	29.525	225.0	51:01.845	27	1	1:46.990	37.663	39.672	29.655	229.7	49:07.770
28	2	1:46.452	37.424	38.851	30.177	225.9	52:48.297	28	1	1:46.959	38.152	39.070	29.737	228.3	50:54.729
29	2	1:46.374	37.475	39.141	29.758	225.0	54:34.671	29	1	1:45.994	37.638	38.812	29.544	227.8	52:40.723
30	2	1:46.700	37.596	39.332	29.772	225.9	56:21.371	30	1	1:46.740	37.863	39.262	29.615	226.8	54:27.463
31	2	1:46.613	37.655	39.173	29.785	226.4	58:07.984	31	1	1:46.315	37.722	39.110	29.483	227.3	56:13.778
32	2	1:46.537	37.670	39.135	29.732	226.8	59:54.521	32	1	1:46.397	37.773	38.810	29.814	227.3	58:00.175
33	2	1:46.288	37.660	38.947	29.681	227.3	1:01:40.809	33	1	1:46.122	37.681	38.914	29.527	229.2	59:46.297
34	2	1:47.174	37.686	39.495	29.993	227.3	1:03:27.983	34	1	1:45.984	37.658	38.916	29.410	229.2	1:01:32.281
35	2	1:46.611	37.687	39.071	29.853	227.3	1:05:14.594	35	1	1:46.451	37.679	39.103	29.669	229.2	1:03:18.732
36	2	1:48.098	38.052	40.163	29.883	227.8	1:07:02.692	36	1	1:48.689	37.945	40.604	30.140	228.8	1:05:07.421
37	2	1:46.856	37.699	39.138	30.019	227.3	1:08:49.548	37	1	1:46.555	37.839	38.899	29.817	226.8	1:06:53.976
38	2	1:47.016	38.122	39.149	29.745	227.3	1:10:36.564	38	1	1:47.468	37.981	39.758	29.729	227.3	1:08:41.444
								39	1	1:48.756	37.668	39.936	31.152	228.3	1:10:30.200





Hungaroring
International GT Open
Race - 1
Lap Analysis



8

Giuseppe Cipriani

Lamborghini Huracan GT3 EVO

11

Jens Reno Moller

Honda NSX GT3 Evo

AM

Barone Rampante

PROAM

Marcus Paverud

Reno Racing

Lap	D	Time	Sector 1	Sector 2	Sector 3	T. Spd	Elapsed	Lap	D	Time	Sector 1	Sector 2	Sector 3	T. Spd	Elapsed
1		1:55.369	44.100	41.127	30.142	215.1	1:55.369	1	2	1:51.226	41.612	39.827	29.787	212.5	1:51.226
2		1:48.733	38.531	40.143	30.059	225.9	3:44.102	2	2	1:46.839	37.903	38.990	29.946	227.8	3:38.065
3		1:48.370	38.067	40.223	30.080	225.0	5:32.472	3	2	1:46.079	37.722	38.692	29.665	226.8	5:24.144
4		1:48.374	38.635	39.769	29.970	225.4	7:20.846	4	2	1:46.293	37.733	38.908	29.652	227.3	7:10.437
5		1:47.605	38.085	39.493	30.027	225.4	9:08.451	5	2	1:46.171	37.458	39.112	29.601	227.8	8:56.608
6		1:47.718	37.944	39.729	30.045	225.9	10:56.169	6	2	1:46.209	37.713	38.802	29.694	228.3	10:42.817
7		1:47.611	38.205	39.622	29.784	225.4	12:43.780	7	2	1:46.376	37.707	38.921	29.748	227.8	12:29.193
8		1:47.488	38.118	39.507	29.863	225.0	14:31.268	8	2	1:46.372	37.882	38.939	29.551	228.3	14:15.565
9		1:47.914	37.933	39.934	30.047	225.4	16:19.182	9	2	1:46.520	37.649	39.143	29.728	227.8	16:02.085
10		1:48.142	38.373	39.918	29.851	225.9	18:07.324	10	2	1:46.297	37.625	38.866	29.806	227.8	17:48.382
11		1:47.573	37.928	39.663	29.982	225.0	19:54.897	11	2	1:46.226	37.568	38.954	29.704	227.3	19:34.608
12		1:48.408	38.246	40.022	30.140	225.9	21:43.305	12	2	1:47.108	37.720	39.185	30.203	229.2	21:21.716
13		1:48.544	37.934	40.117	30.493	225.9	23:31.849	13	2	1:46.570	37.838	39.086	29.646	226.4	23:08.286
14		1:48.571	38.128	39.944	30.499	224.5	25:20.420	14	2	1:46.356	37.656	38.938	29.762	227.3	24:54.642
15		1:49.493	37.993	40.615	30.885	226.4	27:09.913	15	2	1:46.088	37.567	38.927	29.594	228.3	26:40.730
16		1:48.018	37.803	39.819	30.396	225.0	28:57.931	16	2	1:46.674	37.837	39.020	29.817	229.2	28:27.404
17		1:47.585	38.082	39.581	29.922	225.0	30:45.516	17	2	1:46.637	37.513	39.373	29.751	229.2	30:14.041
18		1:47.452	37.951	39.538	29.963	225.4	32:32.968	18	2	1:46.291	37.688	38.938	29.665	228.3	32:00.332
19		1:47.722	37.831	39.504	30.387	225.0	34:20.690	19	2	1:46.615	37.657	39.339	29.619	228.3	33:46.947
20		1:47.463	37.873	39.465	30.125	225.9	36:08.153	20	2	1:46.149	37.704	38.782	29.663	229.2	35:33.096
21		1:51.917 P	37.991	39.834	34.092	225.9	38:00.070	21	2	1:46.030	37.520	38.888	29.622	228.8	37:19.126
22		2:58.340	1:49.312	39.157	29.871		40:58.410	22	2	1:46.057	37.570	38.846	29.641	229.2	39:05.183
23		1:48.909	37.924	40.455	30.530	223.6	42:47.319	23	2	1:49.160 P	37.503	38.807	32.850	229.2	40:54.343
24		1:47.819	37.749	39.980	30.090	224.0	44:35.138	24	1	2:56.853	1:48.445	39.081	29.327		43:51.196
25		1:46.692	37.572	39.288	29.832	224.5	46:21.830	25	1	1:47.403	38.095	39.951	29.357	231.2	45:38.599
26		1:50.018	37.881	41.346	30.791	225.4	48:11.848	26	1	1:45.995	37.821	38.945	29.229	229.2	47:24.594
27		1:49.901	37.943	41.909	30.049	225.0	50:01.749	27	1	1:47.014	37.795	39.013	30.206	230.7	49:11.608
28		1:48.668	37.874	40.371	30.423	225.0	51:50.417	28	1	1:46.693	37.907	39.285	29.501	229.2	50:58.301
29		1:48.709	37.790	40.507	30.412	224.5	53:39.126	29	1	1:47.125	37.973	38.902	30.250	230.7	52:45.426
30		1:49.634	38.097	41.395	30.142	225.4	55:28.760	30	1	1:46.559	37.820	39.000	29.739	227.8	54:31.985
31		1:48.353	37.685	40.309	30.359	225.4	57:17.113	31	1	1:46.829	37.781	39.424	29.624	230.7	56:18.814
32		1:48.176	37.789	40.287	30.100	224.0	59:05.289	32	1	1:47.163	38.089	39.331	29.743	230.2	58:05.977
33		1:50.928	38.194	42.002	30.732	223.1	1:00:56.217	33	1	1:47.290	37.853	39.601	29.836	230.7	59:53.267
34		1:49.038	37.980	40.511	30.547	225.0	1:02:45.255	34	1	1:46.842	37.647	39.397	29.798	231.2	1:01:40.109
35		1:47.953	37.905	39.790	30.258	224.5	1:04:33.208	35	1	1:47.065	37.781	39.245	30.039	229.7	1:03:27.174
36		1:49.356	38.032	40.960	30.364	225.0	1:06:22.564	36	1	1:47.072	37.713	39.152	30.207	230.7	1:05:14.246
37		1:47.967	37.837	39.964	30.166	225.0	1:08:10.531	37	1	1:47.533	38.107	39.829	29.597	231.7	1:07:01.779
38		1:48.210	37.690	40.061	30.459	223.6	1:09:58.741	38	1	1:46.861	37.840	39.153	29.868	230.7	1:08:48.640
39		1:48.876	37.855	40.325	30.696	224.5	1:11:47.617	39	1	1:46.687	38.042	38.943	29.702	229.2	1:10:35.327





Hungaroring
International GT Open
Race - 1
Lap Analysis



14 Marco Antonelli Mercedes AMG GT3 - 2020 **17** Gerhard Tweraser Lamborghini Huracan GT3 EVO

AM							AKM Motorsport		PROAM		Jan Seyffert		HP Racing International		
Lap	D	Time	Sector 1	Sector 2	Sector 3	T. Spd	Elapsed	Lap	D	Time	Sector 1	Sector 2	Sector 3	T. Spd	Elapsed
1	1	1:54.706	43.556	41.204	29.946	216.0	1:54.706	1	1	1:51.747	41.887	39.908	29.952	212.5	1:51.747
2	1	1:48.107	38.331	39.970	29.806	230.2	3:42.813	2	1	1:47.143	38.025	39.444	29.674	225.4	3:38.890
3	1	1:47.962	38.093	39.744	30.125	228.8	5:30.775	3	1	1:46.657	37.788	39.179	29.690	224.5	5:25.547
4	1	1:48.052	38.024	40.277	29.751	229.7	7:18.827	4	1	1:47.039	37.880	39.470	29.689	225.4	7:12.586
5	1	1:47.619	38.019	39.639	29.961	227.8	9:06.446	5	1	1:47.117	37.933	39.208	29.976	224.5	8:59.703
6	1	1:47.799	38.158	39.887	29.754	228.8	10:54.245	6	1	1:46.795	37.734	39.318	29.743	225.4	10:46.498
7	1	1:47.700	38.269	39.458	29.973	230.7	12:41.945	7	1	1:46.693	37.870	39.074	29.749	225.0	12:33.191
8	1	1:47.622	37.930	39.702	29.990	228.3	14:29.567	8	1	1:46.505	37.881	39.155	29.469	225.0	14:19.696
9	1	1:47.892	37.872	40.100	29.920	225.9	16:17.459	9	1	1:46.695	37.631	39.137	29.927	225.0	16:06.391
10	1	1:48.360	38.249	40.345	29.766	229.2	18:05.819	10	1	1:46.907	37.951	39.280	29.676	225.0	17:53.298
11	1	1:47.468	37.925	39.572	29.971	227.3	19:53.287	11	1	1:46.708	37.957	39.208	29.543	225.0	19:40.006
12	1	1:47.419	37.820	39.705	29.894	226.8	21:40.706	12	1	1:46.613	37.709	39.131	29.773	225.9	21:26.619
13	1	1:48.438	38.164	40.288	29.986	226.8	23:29.144	13	1	1:47.585	37.681	39.970	29.934	225.9	23:14.204
14	1	1:48.542	38.114	40.011	30.417	226.8	25:17.686	14	1	1:46.959	37.937	39.038	29.984	224.5	25:01.163
15	1	1:48.508	38.085	40.485	29.938	226.4	27:06.194	15	1	1:47.093	37.999	39.282	29.812	225.0	26:48.256
16	1	1:47.873	38.031	39.725	30.117	228.8	28:54.067	16	1	1:47.214	37.910	39.247	30.057	225.0	28:35.470
17	1	1:47.480	37.969	39.767	29.744	228.3	30:41.547	17	1	1:51.401 P	38.181	39.351	33.869	225.4	30:26.871
18	1	1:48.076	37.980	39.996	30.100	228.3	32:29.623	18	2	3:02.276	1:53.789	38.734	29.753		33:29.147
19	1	1:48.514	38.427	40.011	30.076	227.8	34:18.137	19	2	1:45.910	37.753	38.646	29.511	224.0	35:15.057
20	1	1:50.782 P	37.956	40.157	32.669	228.8	36:08.919	20	2	1:45.822	37.553	38.750	29.519	225.9	37:00.879
21		3:23.123	1:55.786	40.197	47.140		39:32.042	21	2	1:46.144	37.565	38.914	29.665	225.9	38:47.023
22		1:49.092	38.293	40.885	29.914	225.4	41:21.134	22	2	1:47.097	37.592	39.555	29.950	225.0	40:34.120
23		1:46.439	37.700	39.347	29.392	225.0	43:07.573	23	2	1:46.712	37.763	38.960	29.989	224.5	42:20.832
24		1:46.966	37.763	39.706	29.497	227.3	44:54.539	24	2	1:46.828	37.875	39.056	29.897	225.0	44:07.660
25		1:46.479	37.459	39.336	29.684	228.3	46:41.018	25	2	1:47.117	38.066	39.063	29.988	225.0	45:54.777
26		1:46.845	37.601	39.490	29.754	228.8	48:27.863	26	2	1:47.021	37.747	39.163	30.111	226.8	47:41.798
27		1:48.199	37.987	40.327	29.885	227.3	50:16.062	27	2	1:47.568	38.193	38.992	30.383	227.3	49:29.366
28		1:47.451	37.814	39.940	29.697	226.8	52:03.513	28	2	1:47.063	37.788	39.354	29.921	226.4	51:16.429
29		1:47.544	38.029	39.712	29.803	226.4	53:51.057	29	2	1:47.728	38.589	39.408	29.731	225.9	53:04.157
30		1:47.471	37.871	39.640	29.960	227.3	55:38.528	30	2	1:49.377	38.404	41.119	29.854	226.4	54:53.534
31		1:47.180	37.630	39.713	29.837	228.8	57:25.708	31	2	1:46.308	37.660	38.789	29.859	225.9	56:39.842
32		1:51.090	37.766	43.304	30.020	228.8	59:16.798	32	2	1:46.705	37.618	39.332	29.755	225.9	58:26.547
33		1:48.623	38.262	40.428	29.933	228.8	1:01:05.421	33	2	1:47.149	37.877	39.404	29.868	226.8	1:00:13.696
34		1:47.611	37.631	40.102	29.878	228.3	1:02:53.032	34	2	1:46.729	37.875	39.177	29.677	226.8	1:02:00.425
35		1:46.936	37.636	39.697	29.603	228.8	1:04:39.968	35	2	1:46.652	37.802	39.076	29.774	225.4	1:03:47.077
36		1:46.818	37.650	39.540	29.628	227.8	1:06:26.786	36	2	2:00.943 P	37.686	39.176	44.081	226.4	1:05:48.020
37		1:46.587	37.607	39.416	29.564	228.8	1:08:13.373								
38		1:46.616	37.635	39.471	29.510	225.9	1:09:59.989								
39		1:48.062	37.908	40.336	29.818	228.8	1:11:48.051								





Hungaroring
International GT Open
Race - 1
Lap Analysis



19							24								
Baptiste Moulin							Maciej Blazek								
PRO							CUPPA								
Yuki Nemoto							Mateusz Lisowski								
Vincenzo Sospiri Racing							A&P Racing Team PTT Tech								
Lap	D	Time	Sector 1	Sector 2	Sector 3	T. Spd	Elapsed	Lap	D	Time	Sector 1	Sector 2	Sector 3	T. Spd	Elapsed
1	2	1:48.834	40.472	39.013	29.349	210.1	1:48.834	1	1	2:00.623	46.639	42.562	31.422	214.7	2:00.623
2	2	1:45.998	37.947	38.622	29.429	225.9	3:34.832	2	1	1:52.999	39.834	41.931	31.234	224.0	3:53.622
3	2	1:45.543	37.592	38.567	29.384	224.5	5:20.375	3	1	1:53.039	39.722	41.848	31.469	223.1	5:46.661
4	2	1:45.741	37.530	38.784	29.427	225.9	7:06.116	4	1	1:52.455	39.692	41.780	30.983	224.5	7:39.116
5	2	1:45.414	37.644	38.517	29.253	224.5	8:51.530	5	1	1:52.704	39.622	41.723	31.359	225.4	9:31.820
6	2	1:45.541	37.422	38.746	29.373	227.3	10:37.071	6	1	1:53.342	39.639	42.142	31.561	225.4	11:25.162
7	2	1:45.546	37.563	38.658	29.325	225.9	12:22.617	7	1	1:53.962	39.872	42.504	31.586	224.5	13:19.124
8	2	1:45.595	37.574	38.615	29.406	226.8	14:08.212	8	1	1:53.540	39.765	42.319	31.456	225.4	15:12.664
9	2	1:45.840	37.896	38.662	29.282	225.9	15:54.052	9	1	1:53.494	39.895	42.229	31.370	224.5	17:06.158
10	2	1:45.624	37.613	38.673	29.338	225.9	17:39.676	10	1	1:54.166	40.103	42.463	31.600	225.0	19:00.324
11	2	1:46.053	37.843	38.774	29.436	226.4	19:25.729	11	1	1:54.034	39.896	42.337	31.801	224.0	20:54.358
12	2	1:46.264	37.830	39.027	29.407	227.8	21:11.993	12	1	1:54.987	39.976	43.315	31.696	225.0	22:49.345
13	2	1:46.061	37.835	38.796	29.430	227.3	22:58.054	13	1	1:55.201	40.277	42.463	32.461	223.6	24:44.546
14	2	1:46.142	37.697	38.683	29.762	226.8	24:44.196	14	1	1:56.079	41.522	42.673	31.884	221.7	26:40.625
15	2	1:46.104	37.629	38.875	29.600	225.4	26:30.300	15	1	1:55.586	40.337	42.726	32.523	222.6	28:36.211
16	2	1:46.005	37.940	38.632	29.433	226.8	28:16.305	16	1	1:58.736 P	40.322	43.238	35.176	223.6	30:34.947
17	2	1:45.988	37.631	38.980	29.377	225.0	30:02.293	17	2	3:54.895	2:43.696	40.618	30.581		34:29.842
18	2	1:45.836	37.682	38.960	29.194	225.9	31:48.129	18	2	1:49.258	38.717	40.126	30.415	223.1	36:19.100
19	2	1:45.586	37.651	38.480	29.455	225.4	33:33.715	19	2	1:49.420	38.794	40.272	30.354	225.0	38:08.520
20	2	1:45.428	37.654	38.518	29.256	225.0	35:19.143	20	2	1:49.576	38.756	40.314	30.506	223.6	39:58.096
21	2	1:45.216	37.534	38.420	29.262	226.8	37:04.359	21	2	1:51.181	38.965	41.125	31.091	223.6	41:49.277
22	2	1:45.784	37.532	38.756	29.496	226.4	38:50.143	22	2	1:53.900	41.278	41.767	30.855	224.0	43:43.177
23	2	1:49.546 P	37.623	38.866	33.057	225.9	40:39.689	23	2	1:52.249	39.689	40.851	31.709	224.0	45:35.426
24	1	3:00.185	1:50.557	40.357	29.271		43:39.874	24	2	1:51.420	38.974	41.648	30.798	226.4	47:26.846
25	1	1:46.189	37.692	39.282	29.215	225.0	45:26.063	25	2	1:51.939	38.962	42.005	30.972	225.0	49:18.785
26	1	1:45.761	37.357	39.216	29.188	226.4	47:11.824	26	2	1:52.306	39.401	41.331	31.574	224.5	51:11.091
27	1	1:45.419	37.478	38.810	29.131	225.9	48:57.243	27	2	1:52.199	39.174	41.959	31.066	224.5	53:03.290
28	1	1:45.604	37.389	38.663	29.552	226.8	50:42.847	28	2	1:52.714	39.029	42.730	30.955	223.1	54:56.004
29	1	1:45.951	37.580	38.898	29.473	226.4	52:28.798	29	2	1:51.233	39.092	41.137	31.004	224.0	56:47.237
30	1	1:46.024	37.562	39.158	29.304	226.4	54:14.822	30	2	1:51.945	39.395	41.457	31.093	223.6	58:39.182
31	1	1:46.007	37.530	39.059	29.418	225.9	56:00.829	31	2	1:51.651	39.237	41.381	31.033	224.0	1:00:30.833
32	1	1:46.007	37.651	38.948	29.408	224.5	57:46.836	32	2	1:51.907	39.289	41.466	31.152	223.1	1:02:22.740
33	1	1:45.807	37.449	39.039	29.319	225.9	59:32.643	33	2	1:51.472	39.266	41.267	30.939	224.5	1:04:14.212
34	1	1:46.041	37.617	38.959	29.465	227.8	1:01:18.684	34	2	1:51.767	39.116	41.543	31.108	224.5	1:06:05.979
35	1	1:48.647	37.672	41.017	29.958	227.8	1:03:07.331	35	2	1:52.048	39.428	41.432	31.188	224.0	1:07:58.027
36	1	1:46.683	37.666	39.480	29.537	227.8	1:04:54.014	36	2	1:52.013	39.412	41.376	31.225	223.1	1:09:50.040
37	1	1:47.688	38.056	40.089	29.543	228.3	1:06:41.702	37	2	1:51.925	39.395	41.352	31.178	224.0	1:11:41.965
38	1	1:46.318	37.632	39.049	29.637	228.3	1:08:28.020								
39	1	1:47.217	37.779	39.652	29.786	225.4	1:10:15.237								





Hungaroring
International GT Open
Race - 1
Lap Analysis



25 Michael Dinan PRO Robby Foley							26 Maciej Darmetko Kessel Racing CUPPA Artur Janosz							Porsche 911 GT3 Cup gen 2 Q1 by EMG Motorsport		
Lap	D	Time	Sector 1	Sector 2	Sector 3	T. Spd	Elapsed	Lap	D	Time	Sector 1	Sector 2	Sector 3	T. Spd	Elapsed	
1	1	1:53.571	42.871	40.703	29.997	214.7	1:53.571	1	2	1:57.266	45.160	41.236	30.870	208.0	1:57.266	
2	1	1:47.799	37.949	40.046	29.804	228.8	3:41.370	2	2	1:51.040	39.216	41.048	30.776	220.4	3:48.306	
3	1	1:47.606	37.993	39.902	29.711	227.8	5:28.976	3	2	1:51.228	39.303	40.998	30.927	219.0	5:39.534	
4	1	1:46.720	37.836	39.397	29.487	226.4	7:15.696	4	2	1:51.360	39.351	41.101	30.908	219.9	7:30.894	
5	1	1:46.830	37.633	39.677	29.520	227.3	9:02.526	5	2	1:51.931	39.449	41.401	31.081	219.5	9:22.825	
6	1	1:46.625	37.643	39.167	29.815	228.3	10:49.151	6	2	1:51.643	39.319	41.132	31.192	219.5	11:14.468	
7	1	1:46.282	37.697	39.176	29.409	227.3	12:35.433	7	2	1:51.846	39.512	41.277	31.057	219.0	13:06.314	
8	1	1:46.470	37.553	39.422	29.495	228.3	14:21.903	8	2	1:52.136	39.553	41.567	31.016	219.0	14:58.450	
9	1	1:46.981	37.481	39.613	29.887	227.8	16:08.884	9	2	1:51.960	39.378	41.339	31.243	219.5	16:50.410	
10	1	1:46.282	37.537	39.116	29.629	227.3	17:55.166	10	2	1:53.563	39.636	41.351	32.576	219.9	18:43.973	
11	1	1:47.356	37.750	39.646	29.960	227.8	19:42.522	11	2	1:52.226	39.259	41.500	31.467	220.8	20:36.199	
12	1	1:46.986	37.697	39.339	29.950	226.8	21:29.508	12	2	1:52.708	39.699	41.423	31.586	220.4	22:28.907	
13	1	1:47.777	37.567	40.096	30.114	227.8	23:17.285	13	2	1:52.400	39.588	41.431	31.381	219.5	24:21.307	
14	1	1:46.495	37.504	39.205	29.786	226.4	25:03.780	14	2	1:52.353	39.518	41.348	31.487	219.9	26:13.660	
15	1	1:46.349	37.432	39.054	29.863	226.8	26:50.129	15	2	1:54.291	40.568	41.914	31.809	220.4	28:07.951	
16	1	1:49.943 P	37.334	38.993	33.616	226.8	28:40.072	16	2	1:53.296	39.665	41.676	31.955	220.4	30:01.247	
17	2	2:59.286	1:51.157	38.999	29.130		31:39.358	17	2	1:55.170	40.465	42.773	31.932	219.5	31:56.417	
18	2	1:44.583	37.159	38.441	28.983	227.3	33:23.941	18	2	1:52.771	39.414	42.175	31.182	220.8	33:49.188	
19	2	1:45.534	37.339	38.716	29.479	227.3	35:09.475	19	2	1:52.292	39.517	41.466	31.309	220.8	35:41.480	
20	2	1:45.310	37.257	38.714	29.339	228.8	36:54.785	20	2	1:52.840	39.514	41.930	31.396	221.3	37:34.320	
21	2	1:46.343	37.306	39.745	29.292	228.8	38:41.128	21	2	1:53.318	39.567	42.086	31.665	219.9	39:27.638	
22	2	1:47.082	38.594	39.139	29.349	228.3	40:28.210	22	2	1:56.510 P	39.748	41.689	35.073	219.5	41:24.148	
23	2	1:46.207	37.541	39.138	29.528	227.8	42:14.417	23	1	3:53.665	2:37.009	44.250	32.406		45:17.813	
24	2	1:46.170	37.528	38.917	29.725	227.8	44:00.587	24	1	1:58.716	40.693	45.523	32.500	219.5	47:16.529	
25	2	1:46.086	37.574	38.943	29.569	227.3	45:46.673	25	1	1:59.353	41.485	45.384	32.484	219.0	49:15.882	
26	2	1:48.224	39.578	39.200	29.446	230.7	47:34.897	26	1	2:00.433	41.506	45.972	32.955	217.7	51:16.315	
27	2	1:46.138	37.335	39.246	29.557	229.2	49:21.035	27	1	1:56.269	40.823	43.209	32.237	219.0	53:12.584	
28	2	1:48.779	37.691	41.070	30.018	229.2	51:09.814	28	1	1:55.603	40.537	43.268	31.798	218.6	55:08.187	
29	2	1:46.131	37.683	39.019	29.429	228.3	52:55.945	29	1	1:57.355	41.885	43.488	31.982	218.6	57:05.542	
30	2	1:45.994	37.719	38.879	29.396	227.8	54:41.939	30	1	1:55.887	40.778	43.199	31.910	218.6	59:01.429	
31	2	1:46.756	37.570	39.331	29.855	227.8	56:28.695	31	1	1:57.341	40.293	45.091	31.957	219.5	1:00:58.770	
32	2	1:46.493	37.570	39.328	29.595	227.8	58:15.188	32	1	1:57.060	40.507	44.099	32.454	219.5	1:02:55.830	
33	2	1:46.743	37.565	39.419	29.759	228.8	1:00:01.931	33	1	1:55.110	40.281	42.825	32.004	219.0	1:04:50.940	
34	2	1:48.156	38.494	40.143	29.519	228.8	1:01:50.087	34	1	1:59.688	43.145	44.506	32.037	219.9	1:06:50.628	
35	2	1:46.092	37.514	39.143	29.435	228.8	1:03:36.179	35	1	1:57.284	41.067	43.969	32.248	218.1	1:08:47.912	
36	2	1:45.822	37.514	38.839	29.469	229.2	1:05:22.001	36	1	2:00.411	42.115	46.389	31.907	218.1	1:10:48.323	
37	2	1:45.755	37.229	39.101	29.425	229.2	1:07:07.756									
38	2	1:47.170	38.483	39.068	29.619	228.8	1:08:54.926									
39	2	1:47.052	37.531	40.099	29.422	228.3	1:10:41.978									





Hungaroring
International GT Open
Race - 1
Lap Analysis



33

Tomasz Magdziarz

Porsche 911 GT3 Cup gen 2

44

Eugenio Pisani

Porsche 911 GT3 Cup gen 1

CUPPA

Daan Pijl

Alda Motorsport

CUPPA

Stefano Bozzoni

Eugenio Pisani/CAME Racing

Lap	D	Time	Sector 1	Sector 2	Sector 3	T. Spd	Elapsed	Lap	D	Time	Sector 1	Sector 2	Sector 3	T. Spd	Elapsed
1	1	2:14.567	54.573	47.939	32.055	208.8	2:14.567	1	2	2:15.895	58.713	44.805	32.377	208.0	2:15.895
2	1	1:54.794	40.711	42.809	31.274	217.3	4:09.361	2	2	1:58.157	42.188	43.334	32.635	215.5	4:14.052
3	1	1:55.068	40.915	42.586	31.567	217.7	6:04.429	3	2	1:57.561	41.701	43.541	32.319	214.2	6:11.613
4	1	1:54.768	40.287	42.759	31.722	217.7	7:59.197	4	2	1:56.424	41.680	42.736	32.008	213.8	8:08.037
5	1	1:54.712	40.481	42.634	31.597	217.7	9:53.909	5	2	2:01.157	42.418	45.991	32.748	215.5	10:09.194
6	1	1:53.468	40.116	41.972	31.380	218.1	11:47.377	6	2	1:58.344	41.823	43.816	32.705	213.8	12:07.538
7	1	1:53.764	40.126	42.088	31.550	218.1	13:41.141	7	2	1:59.077	42.311	44.183	32.583	214.7	14:06.615
8	1	1:54.043	40.191	42.303	31.549	217.7	15:35.184	8	2	2:04.158	43.951	44.780	35.427	211.3	16:10.773
9	1	1:54.874	40.336	42.640	31.898	218.1	17:30.058	9	2	2:02.970	42.218	47.681	33.071	215.5	18:13.743
10	1	1:54.324	40.392	42.358	31.574	218.6	19:24.382	10	2	1:58.285	41.861	44.019	32.405	215.5	20:12.028
11	1	1:57.305	42.018	43.193	32.094	219.0	21:21.687	11	2	1:58.466	42.109	43.563	32.794	213.8	22:10.494
12	1	1:56.628	40.589	43.641	32.398	219.5	23:18.315	12	2	1:58.932	41.580	44.622	32.730	213.4	24:09.426
13	1	1:56.299	40.420	42.634	33.245	219.0	25:14.614	13	2	1:59.606	42.409	44.418	32.779	213.0	26:09.032
14	1	1:57.255	40.532	44.409	32.314	218.1	27:11.869	14	2	2:00.714	41.909	46.485	32.320	213.0	28:09.746
15	1	1:55.083	40.794	42.498	31.791	219.0	29:06.952	15	2	2:07.318 P	41.362	47.393	38.563	214.2	30:17.064
16	1	2:00.053 P	41.181	43.218	35.654	219.5	31:07.005	16	1	4:14.245	2:59.443	42.816	31.986		34:31.309
17	2	3:52.440	2:38.628	42.126	31.686		34:59.445	17	1	1:52.796	39.675	41.901	31.220	216.4	36:24.105
18	2	1:52.535	39.972	41.020	31.543	218.6	36:51.980	18	1	1:54.088	39.567	42.984	31.537	217.7	38:18.193
19	2	1:52.050	39.654	41.496	30.900	219.5	38:44.030	19	1	1:53.861	40.363	42.077	31.421	215.1	40:12.054
20	2	1:52.490	39.488	42.053	30.949	219.0	40:36.520	20	1	1:53.766	39.698	42.512	31.556	216.0	42:05.820
21	2	1:51.961	39.360	40.887	31.714	219.0	42:28.481	21	1	1:55.412	40.922	42.545	31.945	216.4	44:01.232
22	2	1:52.044	39.735	41.022	31.287	219.5	44:20.525	22	1	1:53.314	39.840	42.266	31.208	217.7	45:54.546
23	2	1:51.205	39.439	41.042	30.724	217.7	46:11.730	23	1	1:55.841	40.149	44.323	31.369	217.3	47:50.387
24	2	1:51.956	39.559	41.583	30.814	220.4	48:03.686	24	1	1:53.517	39.842	41.941	31.734	218.6	49:43.904
25	2	1:51.794	39.473	41.190	31.131	220.8	49:55.480	25	1	1:53.782	39.850	42.330	31.602	216.8	51:37.686
26	2	1:51.363	39.514	41.068	30.781	219.5	51:46.843	26	1	1:53.593	39.805	42.442	31.346	217.3	53:31.279
27	2	1:51.000	39.421	40.827	30.752	219.5	53:37.843	27	1	1:53.418	39.735	42.208	31.475	217.3	55:24.697
28	2	1:52.560	39.308	42.417	30.835	219.9	55:30.403	28	1	1:55.572	40.056	42.736	32.780	218.1	57:20.269
29	2	1:51.476	39.538	40.984	30.954	220.4	57:21.879	29	1	1:53.716	40.293	42.057	31.366	219.9	59:13.985
30	2	1:53.765	39.731	43.284	30.750	220.4	59:15.644	30	1	1:55.443	39.836	44.090	31.517	218.1	1:01:09.428
31	2	1:52.139	39.505	41.660	30.974	220.4	1:01:07.783	31	1	1:53.942	40.012	42.298	31.632	218.6	1:03:03.370
32	2	1:51.720	39.729	41.164	30.827	220.8	1:02:59.503	32	1	1:55.564	39.842	43.326	32.396	218.6	1:04:58.934
33	2	1:51.687	39.347	41.239	31.101	220.8	1:04:51.190	33	1	1:54.222	40.116	42.593	31.513	217.7	1:06:53.156
34	2	1:53.118	39.933	42.337	30.848	223.1	1:06:44.308	34	1	1:55.091	40.661	42.383	32.047	217.7	1:08:48.247
35	2	1:52.191	39.826	41.421	30.944	219.9	1:08:36.499	35	1	1:58.559	43.356	43.798	31.405	216.8	1:10:46.806
36	2	1:53.533	39.792	42.332	31.409	219.9	1:10:30.032								





Hungaroring
International GT Open
Race - 1
Lap Analysis



45

Mark Speakerwas

Porsche 911 GT3 Cup gen 1

47

Gianluca Giraudi

Mercedes AMG GT3 - 2020

CUPAM

Peter Karpi

Mark Speakerwas/CAME Racing

PROAM

Loris Spinelli

AKM Motorsport

Lap	D	Time	Sector 1	Sector 2	Sector 3	T. Spd	Elapsed	Lap	D	Time	Sector 1	Sector 2	Sector 3	T. Spd	Elapsed
1	2	2:03.934	48.104	43.552	32.278	206.1	2:03.934	1	2	1:46.797	39.229	38.400	29.168	212.5	1:46.797
2	2	1:55.245	40.729	42.583	31.933	213.4	3:59.179	2	2	1:44.618	37.169	38.384	29.065	226.4	3:31.415
3	2	1:54.909	40.477	42.476	31.956	212.5	5:54.088	3	2	1:44.585	37.108	38.340	29.137	225.4	5:16.000
4	2	1:54.674	40.421	42.271	31.982	213.8	7:48.762	4	2	1:44.665	37.113	38.213	29.339	227.8	7:00.665
5	2	1:55.161	40.749	42.480	31.932	214.7	9:43.923	5	2	1:45.088	37.061	38.467	29.560	226.8	8:45.753
6	2	1:54.466	40.406	42.231	31.829	215.1	11:38.389	6	2	1:44.892	37.095	38.394	29.403	228.3	10:30.645
7	2	1:55.567	40.890	42.228	32.449	214.2	13:33.956	7	2	1:44.745	37.026	38.423	29.296	228.3	12:15.390
8	2	1:54.819	40.425	42.485	31.909	215.1	15:28.775	8	2	1:44.778	36.926	38.661	29.191	229.2	14:00.168
9	2	1:55.221	40.878	42.298	32.045	215.1	17:23.996	9	2	1:44.600	36.999	38.450	29.151	229.2	15:44.768
10	2	1:58.209	41.379	44.142	32.688	215.5	19:22.205	10	2	1:45.214	37.050	38.780	29.384	227.8	17:29.982
11	2	1:59.379	41.547	45.390	32.442	213.8	21:21.584	11	2	1:44.888	37.077	38.600	29.211	227.3	19:14.870
12	2	1:57.677	41.279	44.193	32.205	213.0	23:19.261	12	2	1:44.908	37.133	38.447	29.328	227.3	20:59.778
13	2	1:58.427	40.747	45.683	31.997	216.0	25:17.688	13	2	1:45.607	37.115	39.122	29.370	228.8	22:45.385
14	2	1:57.247	40.909	44.233	32.105	215.1	27:14.935	14	2	1:45.361	37.142	38.830	29.389	228.8	24:30.746
15	2	1:56.520	41.939	42.829	31.752	214.2	29:11.455	15	2	1:45.098	37.124	38.496	29.478	225.9	26:15.844
16	2	1:55.643	40.491	42.971	32.181	216.0	31:07.098	16	2	1:45.669	37.254	39.169	29.246	229.2	28:01.513
17	2	1:56.108	40.967	43.020	32.121	215.1	33:03.206	17	2	1:44.949	37.179	38.573	29.197	228.3	29:46.462
18	2	2:01.771 P	41.228	42.810	37.733	214.7	35:04.977	18	2	1:44.498	36.996	38.394	29.108	228.8	31:30.960
19	1	4:46.883	3:31.096	43.594	32.193		39:51.860	19	2	1:44.961	37.245	38.474	29.242	228.3	33:15.921
20	1	1:56.743	40.737	43.592	32.414	215.5	41:48.603	20	2	1:44.812	37.170	38.381	29.261	228.8	35:00.733
21	1	1:58.217	40.608	45.393	32.216	215.1	43:46.820	21	2	1:44.733	37.101	38.474	29.158	231.7	36:45.466
22	1	1:57.889	40.790	43.818	33.281	216.8	45:44.709	22	2	1:44.845	36.919	38.465	29.461	230.2	38:30.311
23	1	1:56.620	41.785	42.735	32.100	218.1	47:41.329	23	2	1:47.955 P	37.026	38.515	32.414	229.7	40:18.266
24	1	1:56.941	41.877	43.138	31.926	217.7	49:38.270	24	1	3:25.300	2:11.736	43.578	29.986		43:43.566
25	1	1:55.268	40.338	42.628	32.302	216.4	51:33.538	25	1	1:48.037	38.257	39.675	30.105	227.8	45:31.603
26	1	1:55.013	40.417	42.609	31.987	217.3	53:28.551	26	1	1:47.661	37.762	40.122	29.777	228.8	47:19.264
27	1	1:54.712	40.313	42.473	31.926	216.8	55:23.263	27	1	1:47.346	37.952	39.610	29.784	229.2	49:06.610
28	1	1:57.366	40.639	42.571	34.156	217.7	57:20.629	28	1	1:49.927	38.817	41.158	29.952	227.8	50:56.537
29	1	1:59.045	40.914	45.845	32.286	219.0	59:19.674	29	1	1:47.696	37.743	39.731	30.222	228.8	52:44.233
30	1	1:54.812	40.791	42.448	31.573	218.1	1:01:14.486	30	1	1:47.103	37.634	39.734	29.735	227.8	54:31.336
31	1	1:57.588	40.447	44.671	32.470	217.7	1:03:12.074	31	1	1:46.943	37.917	39.467	29.559	227.8	56:18.279
32	1	1:56.592	41.247	42.811	32.534	218.1	1:05:08.666	32	1	1:47.202	37.806	39.780	29.616	228.8	58:05.481
33	1	1:57.099	40.893	44.177	32.029	217.3	1:07:05.765	33	1	1:47.209	37.750	39.657	29.802	228.8	59:52.690
34	1	1:57.584	41.622	43.093	32.869	216.8	1:09:03.349	34	1	1:46.666	37.527	39.385	29.754	229.2	1:01:39.356
35	1	1:58.119	40.782	44.317	33.020	217.7	1:11:01.468	35	1	1:47.181	37.593	39.765	29.823	229.2	1:03:26.537
								36	1	1:47.301	37.575	39.495	30.231	229.2	1:05:13.838
								37	1	1:47.341	38.167	39.684	29.490	228.3	1:07:01.179
								38	1	1:46.997	37.616	39.595	29.786	229.7	1:08:48.176
								39	1	1:46.548	37.619	39.362	29.567	228.8	1:10:34.724





Hungaroring
International GT Open
Race - 1
Lap Analysis



63

Michele Beretta

Lamborghini Huracan GT3 EVO

77

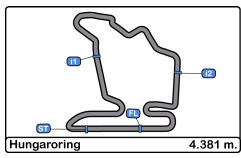
Benjamin Barker

Porsche 911 GT3-R II 2019

PRO Frederik Schandorff Vincenzo Sospiri Racing PRO Andy Soucek Lechner Racing

Lap	D	Time	Sector 1	Sector 2	Sector 3	T. Spd	Elapsed	Lap	D	Time	Sector 1	Sector 2	Sector 3	T. Spd	Elapsed
1	2	1:47.880	39.989	38.528	29.363	213.4	1:47.880	1	2	1:49.767	40.768	39.438	29.561	214.7	1:49.767
2	2	1:45.435	37.509	38.514	29.412	228.3	3:33.315	2	2	1:45.657	37.424	39.012	29.221	228.8	3:35.424
3	2	1:45.596	37.318	38.860	29.418	227.3	5:18.911	3	2	1:45.742	37.592	38.899	29.251	227.8	5:21.166
4	2	1:45.825	37.564	38.801	29.460	228.8	7:04.736	4	2	1:45.598	37.360	38.780	29.458	228.8	7:06.764
5	2	1:45.718	37.405	38.802	29.511	228.3	8:50.454	5	2	1:45.826	37.383	38.867	29.576	228.8	8:52.590
6	2	1:45.487	37.441	38.640	29.406	228.3	10:35.941	6	2	1:45.909	37.365	38.919	29.625	228.8	10:38.499
7	2	1:45.518	37.315	38.679	29.524	227.8	12:21.459	7	2	1:45.637	37.437	38.751	29.449	228.3	12:24.136
8	2	1:45.995	37.757	38.679	29.559	227.8	14:07.454	8	2	1:45.613	37.426	38.814	29.373	229.2	14:09.749
9	2	1:45.870	37.672	38.652	29.546	229.2	15:53.324	9	2	1:46.039	37.465	39.026	29.548	228.3	15:55.788
10	2	1:45.984	37.462	38.838	29.684	228.3	17:39.308	10	2	1:45.700	37.360	38.770	29.570	227.3	17:41.488
11	2	1:45.760	37.459	38.782	29.519	227.3	19:25.068	11	2	1:45.604	37.424	38.821	29.359	227.3	19:27.092
12	2	1:46.567	38.014	38.955	29.598	232.2	21:11.635	12	2	1:46.600	37.572	39.580	29.448	228.3	21:13.692
13	2	1:45.788	37.408	38.867	29.513	227.3	22:57.423	13	2	1:45.824	37.377	39.024	29.423	228.8	22:59.516
14	2	1:46.083	37.411	38.747	29.925	227.8	24:43.506	14	2	1:46.009	37.358	39.067	29.584	228.3	24:45.525
15	2	1:45.776	37.305	38.793	29.678	226.4	26:29.282	15	2	1:46.361	37.911	38.920	29.530	228.3	26:31.886
16	2	1:45.740	37.309	38.935	29.496	226.8	28:15.022	16	2	1:46.110	37.740	38.773	29.597	228.3	28:17.996
17	2	1:49.515 P	37.301	38.877	33.337	228.3	30:04.537	17	2	1:50.076 P	37.382	39.308	33.386	227.8	30:08.072
18	1	2:59.340	1:52.493	37.975	28.872		33:03.877	18	1	3:03.683	1:55.445	38.908	29.330		33:11.755
19	1	1:44.749	37.308	38.335	29.106	229.7	34:48.626	19	1	1:45.880	37.147	38.953	29.780	227.3	34:57.635
20	1	1:44.420	37.058	38.255	29.107	228.3	36:33.046	20	1	1:45.855	37.291	39.126	29.438	228.8	36:43.490
21	1	1:45.184	37.248	38.716	29.220	228.3	38:18.230	21	1	1:45.946	37.368	38.995	29.583	228.3	38:29.436
22	1	1:45.078	37.289	38.502	29.287	229.2	40:03.308	22	1	1:45.483	37.253	38.817	29.413	228.3	40:14.919
23	1	1:46.838	37.176	39.122	30.540	226.8	41:50.146	23	1	1:46.279	37.266	39.468	29.545	227.3	42:01.198
24	1	1:47.940	38.902	39.404	29.634	229.2	43:38.086	24	1	1:46.280	37.448	39.150	29.682	228.3	43:47.478
25	1	1:45.686	37.337	38.878	29.471	228.3	45:23.772	25	1	1:46.626	37.626	39.050	29.950	230.2	45:34.104
26	1	1:46.888	37.507	39.927	29.454	228.8	47:10.660	26	1	1:45.766	37.314	39.002	29.450	229.7	47:19.870
27	1	1:45.603	37.250	38.931	29.422	227.8	48:56.263	27	1	1:47.008	37.546	39.785	29.677	230.2	49:06.878
28	1	1:46.004	37.163	38.862	29.979	228.3	50:42.267	28	1	1:46.025	37.424	39.065	29.536	230.7	50:52.903
29	1	1:45.911	37.297	38.951	29.663	227.3	52:28.178	29	1	1:45.810	37.371	38.858	29.581	227.8	52:38.713
30	1	1:45.990	37.370	38.969	29.651	227.3	54:14.168	30	1	1:45.855	37.414	38.843	29.598	227.3	54:24.568
31	1	1:45.487	37.220	38.770	29.497	227.3	55:59.655	31	1	1:45.714	37.493	38.801	29.420	227.3	56:10.282
32	1	1:46.400	37.266	39.428	29.706	227.8	57:46.055	32	1	1:45.431	37.388	38.576	29.467	228.3	57:55.713
33	1	1:45.918	37.363	39.040	29.515	228.8	59:31.973	33	1	1:45.442	37.260	38.717	29.465	229.2	59:41.155
34	1	1:45.958	37.413	38.789	29.756	228.3	1:01:17.931	34	1	1:45.375	37.168	38.747	29.460	228.8	1:01:26.530
35	1	1:49.089	37.725	41.422	29.942	230.7	1:03:07.020	35	1	1:45.796	37.277	38.796	29.723	228.8	1:03:12.326
36	1	1:46.474	37.217	39.393	29.864	229.2	1:04:53.494	36	1	1:45.729	37.241	38.841	29.647	229.7	1:04:58.055
37	1	1:47.577	38.374	39.610	29.593	229.7	1:06:41.071	37	1	1:46.712	37.464	39.774	29.474	228.8	1:06:44.767
38	1	1:45.684	37.100	38.939	29.645	227.8	1:08:26.755	38	1	1:46.329	37.556	39.113	29.660	229.7	1:08:31.096
39	1	1:47.064	37.298	39.721	30.045	228.3	1:10:13.819	39	1	1:45.518	37.406	38.672	29.440	227.8	1:10:16.614





Hungaroring
International GT Open
Race - 1
Lap Analysis



88

Patryk Krupinski

McLaren 720 S GT3

93

Daniel Diaz-Varela

Mercedes AMG GT3 - 2020

PROAM

Christian Klien

JP Motorsport

AM

Jaume Font

Baporo Motorsport

Lap	D	Time	Sector 1	Sector 2	Sector 3	T. Spd	Elapsed	Lap	D	Time	Sector 1	Sector 2	Sector 3	T. Spd	Elapsed
1	1	1:52.886	42.586	40.190	30.110	210.9	1:52.886	1	1	1:56.013	44.707	40.860	30.446	216.0	1:56.013
2	1	1:48.193	37.926	40.421	29.846	229.2	3:41.079	2	1	1:48.851	38.642	39.977	30.232	225.4	3:44.864
3	1	1:48.854	37.767	41.037	30.050	229.7	5:29.933	3	1	1:48.035	38.127	39.911	29.997	223.6	5:32.899
4	1	1:47.557	37.940	39.975	29.642	230.2	7:17.490	4	1	1:48.444	38.396	40.004	30.044	227.3	7:21.343
5	1	1:47.234	37.791	39.723	29.720	229.7	9:04.724	5	1	1:48.195	38.169	39.521	30.505	227.3	9:09.538
6	1	1:47.525	37.892	39.700	29.933	230.2	10:52.249	6	1	1:47.029	37.664	39.535	29.830	228.3	10:56.567
7	1	1:47.358	37.913	39.393	30.052	229.2	12:39.607	7	1	1:47.926	38.208	39.741	29.977	227.8	12:44.493
8	1	1:47.400	37.623	39.816	29.961	228.8	14:27.007	8	1	1:47.433	38.036	39.686	29.711	227.8	14:31.926
9	1	1:47.159	37.747	39.395	30.017	229.2	16:14.166	9	1	1:47.596	37.868	39.728	30.000	229.2	16:19.522
10	1	1:47.469	38.138	39.395	29.936	229.7	18:01.635	10	1	1:48.440	38.369	40.185	29.886	229.2	18:07.962
11	1	1:47.503	38.108	39.504	29.891	228.8	19:49.138	11	1	1:47.956	38.195	39.650	30.111	228.3	19:55.918
12	1	1:47.694	37.811	39.873	30.010	229.7	21:36.832	12	1	1:47.872	38.123	39.723	30.026	228.3	21:43.790
13	1	1:47.247	37.593	39.740	29.914	229.7	23:24.079	13	1	1:48.400	38.068	39.846	30.486	227.3	23:32.190
14	1	1:48.162	37.519	40.368	30.275	228.3	25:12.241	14	1	1:48.483	38.218	39.888	30.377	226.8	25:20.673
15	1	1:47.454	37.700	39.826	29.928	228.8	26:59.695	15	1	1:49.585	38.313	40.390	30.882	228.8	27:10.258
16	1	1:51.770 P	37.797	40.092	33.881	228.3	28:51.465	16	1	1:47.988	38.003	39.654	30.331	228.3	28:58.246
17	2	3:04.288	1:55.745	39.070	29.473		31:55.753	17	1	1:48.331	38.269	40.006	30.056	226.8	30:46.577
18	2	1:45.889	37.609	38.948	29.332	227.8	33:41.642	18	1	1:47.307	37.834	39.523	29.950	228.8	32:33.884
19	2	1:45.503	37.401	38.862	29.240	229.7	35:27.145	19	1	1:47.864	38.030	39.869	29.965	227.8	34:21.748
20	2	1:45.521	37.418	38.770	29.333	230.2	37:12.666	20	1	1:51.769 P	37.918	39.487	34.364	229.2	36:13.517
21	2	1:45.315	37.343	38.589	29.383	229.7	38:57.981	21	2	3:05.899	1:51.599	39.925	34.375		39:19.416
22	2	1:45.475	37.364	38.727	29.384	229.7	40:43.456	22	2	1:46.773	38.096	38.900	29.777	225.4	41:06.189
23	2	1:45.603	37.306	38.678	29.619	229.7	42:29.059	23	2	1:46.693	38.177	38.975	29.541	227.3	42:52.882
24	2	1:45.572	37.358	38.835	29.379	232.2	44:14.631	24	2	1:46.574	37.751	39.092	29.731	227.8	44:39.456
25	2	1:45.745	37.417	38.737	29.591	230.2	46:00.376	25	2	1:46.304	37.761	39.044	29.499	228.8	46:25.760
26	2	1:45.915	37.407	39.007	29.501	230.7	47:46.291	26	2	1:47.117	37.735	39.507	29.875	229.2	48:12.877
27	2	1:47.004	37.402	40.085	29.517	230.7	49:33.295	27	2	2:49.334 P	37.753	1:12.587	58.994	229.2	51:02.211
28	2	1:46.090	37.629	39.075	29.386	229.2	51:19.385								
29	2	1:45.939	37.493	38.885	29.561	229.7	53:05.324								
30	2	1:46.476	37.591	39.352	29.533	229.7	54:51.800								
31	2	1:45.861	37.509	38.791	29.561	229.2	56:37.661								
32	2	1:45.464	37.355	38.620	29.489	229.7	58:23.125								
33	2	1:45.069	37.163	38.577	29.329	230.7	1:00:08.194								
34	2	1:45.429	37.293	38.696	29.440	230.7	1:01:53.623								
35	2	1:45.409	37.326	38.628	29.455	230.7	1:03:39.032								
36	2	1:46.279	37.436	38.722	30.121	231.2	1:05:25.311								
37	2	1:45.835	37.694	38.590	29.551	230.2	1:07:11.146								
38	2	1:46.026	37.353	39.126	29.547	230.2	1:08:57.172								
39	2	1:46.437	37.443	39.426	29.568	229.7	1:10:43.609								





Hungaroring
International GT Open
Race - 1
Lap Analysis



100 Jakub Dwernicki Porsche 911 GT3 Cup gen 2 **777** Marcin Jedlinski Mercedes AMG GT3 - 2020

CUPPA Jan Antoszewski Alda Motorsport PROAM Karol Basz Olimp Racing

Lap	D	Time	Sector 1	Sector 2	Sector 3	T. Spd	Elapsed	Lap	D	Time	Sector 1	Sector 2	Sector 3	T. Spd	Elapsed
1	2	1:58.665	45.827	41.348	31.490	208.4	1:58.665	1	1	1:54.079	43.133	41.036	29.910	210.1	1:54.079
2	2	1:51.736	39.623	40.982	31.131	219.9	3:50.401	2	1	1:48.248	38.198	39.678	30.372	225.9	3:42.327
3	2	1:54.009	40.885	41.390	31.734	218.1	5:44.410	3	1	1:47.925	38.051	39.854	30.020	224.0	5:30.252
4	2	1:53.094	40.241	41.465	31.388	218.6	7:37.504	4	1	1:47.929	38.070	40.085	29.774	225.4	7:18.181
5	2	1:52.144	39.461	41.158	31.525	219.5	9:29.648	5	1	1:47.861	37.663	39.674	30.524	225.0	9:06.042
6	2	1:52.749	39.826	41.450	31.473	219.5	11:22.397	6	1	1:47.267	37.913	39.578	29.776	225.0	10:53.309
7	2	1:52.910	39.737	41.327	31.846	219.0	13:15.307	7	1	1:47.091	37.791	39.280	30.020	225.0	12:40.400
8	2	1:53.504	39.916	41.461	32.127	219.5	15:08.811	8	1	1:47.078	38.021	39.096	29.961	225.0	14:27.478
9	2	1:53.137	39.809	41.533	31.795	218.6	17:01.948	9	1	1:47.638	38.204	39.563	29.871	225.0	16:15.116
10	2	1:52.681	39.574	41.589	31.518	219.0	18:54.629	10	1	1:47.674	37.937	39.630	30.107	225.9	18:02.790
11	2	1:53.155	39.870	41.351	31.934	218.6	20:47.784	11	1	1:47.592	37.955	39.438	30.199	225.4	19:50.382
12	2	1:53.304	39.836	41.770	31.698	218.6	22:41.088	12	1	1:47.232	38.068	39.287	29.877	225.0	21:37.614
13	2	1:53.906	39.633	42.370	31.903	218.1	24:34.994	13	1	1:47.222	37.927	39.626	29.669	225.9	23:24.836
14	2	1:54.264	40.480	41.819	31.965	218.6	26:29.258	14	1	1:47.965	38.113	39.479	30.373	225.0	25:12.801
15	2	1:55.034	40.497	42.799	31.738	218.1	28:24.292	15	1	1:47.297	38.012	39.391	29.894	225.4	27:00.098
16	2	1:53.545	39.887	42.269	31.389	218.6	30:17.837	16	1	1:52.309 P	38.239	39.848	34.222	225.0	28:52.407
17	2	1:54.231	39.860	41.989	32.382	219.5	32:12.068	17	2	3:01.568	1:53.679	38.604	29.285		31:53.975
18	2	1:53.390	39.819	41.654	31.917	218.1	34:05.458	18	2	1:45.686	37.688	38.636	29.362	225.0	33:39.661
19	2	1:53.750	40.310	41.751	31.689	219.5	35:59.208	19	2	1:45.137	37.427	38.282	29.428	226.8	35:24.798
20	2	1:56.229 P	39.882	41.705	34.642	220.4	37:55.437	20	2	1:45.630	37.584	38.600	29.446	227.8	37:10.428
21	1	3:55.869	2:39.145	44.370	32.354		41:51.306	21	2	1:45.477	37.511	38.603	29.363	226.8	38:55.905
22	1	1:55.818	40.676	42.985	32.157	218.1	43:47.124	22	2	1:45.426	37.414	38.664	29.348	226.8	40:41.331
23	1	1:58.108	40.731	43.831	33.546	219.0	45:45.232	23	2	1:45.387	37.460	38.378	29.549	226.4	42:26.718
24	1	1:56.308	41.494	42.801	32.013	220.4	47:41.540	24	2	1:44.899	37.402	38.349	29.148	225.9	44:11.617
25	1	1:55.347	40.780	42.774	31.793	221.3	49:36.887	25	2	1:45.938	37.572	38.767	29.599	226.4	45:57.555
26	1	1:55.482	40.299	42.929	32.254	218.1	51:32.369	26	2	1:45.501	37.250	38.963	29.288	227.3	47:43.056
27	1	1:54.732	40.264	42.505	31.963	218.1	53:27.101	27	2	1:45.657	37.660	38.608	29.389	228.3	49:28.713
28	1	1:55.813	40.344	42.836	32.633	217.7	55:22.914	28	2	1:46.312	37.320	38.899	30.093	226.4	51:15.025
29	1	1:57.145	40.684	42.599	33.862	218.1	57:20.059	29	2	1:45.497	37.323	38.702	29.472	226.4	53:00.522
30	1	2:00.034	41.278	45.822	32.934	217.3	59:20.093	30	2	1:45.246	37.552	38.374	29.320	225.0	54:45.768
31	1	1:56.743	40.727	43.706	32.310	221.7	1:01:16.836	31	2	1:45.041	37.203	38.507	29.331	226.8	56:30.809
32	1	1:57.139	41.156	43.321	32.662	219.5	1:03:13.975	32	2	1:45.100	37.193	38.599	29.308	227.3	58:15.909
33	1	2:07.952	40.179	44.213	43.560	218.6	1:05:21.927	33	2	1:46.304	37.308	39.171	29.825	228.3	1:00:02.213
34	1	1:58.597	41.405	44.353	32.839	216.4	1:07:20.524	34	2	1:47.066	38.332	39.449	29.285	229.2	1:01:49.279
35	1	1:59.735	41.790	44.528	33.417	217.7	1:09:20.259	35	2	1:45.139	37.201	38.660	29.278	226.8	1:03:34.418
36	1	2:01.320	41.760	45.928	33.632	216.8	1:11:21.579	36	2	1:45.226	37.347	38.618	29.261	227.3	1:05:19.644
								37	2	1:46.030	37.505	38.768	29.757	227.8	1:07:05.674
								38	2	1:45.421	37.329	38.470	29.622	226.8	1:08:51.095
								39	2	1:46.118	38.213	38.568	29.337	227.8	1:10:37.213





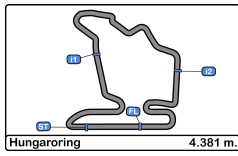
Hungaroring
International GT Open
Race - 1



Analysis by Lap

Num	Lap Time	Gap	Num	Lap Time	Gap	Num	Lap Time	Gap	Num	Lap Time	Gap	Num	Lap Time	Gap
Lap 1														
47	1:46.797		8	1:48.370	16.472	63	1:45.487	05.296	5	1:50.913	59.877	11	1:46.226	19.738
63	1:47.880	01.083	93	1:48.035	16.899	19	1:45.541	06.426	100	1:53.504	1:08.643	17	1:46.708	25.136
19	1:48.834	02.037	26	1:51.228	23.534	77	1:45.909	07.854	24	1:53.540	1:12.496	25	1:47.356	27.652
77	1:49.767	02.970	100	1:54.009	28.410	7	1:45.929	08.254	45	1:54.819	1:28.607	88	1:47.503	34.268
7	1:50.158	03.361	5	1:53.916	28.847	11	1:46.209	12.172	33	1:54.043	1:35.016	777	1:47.592	35.512
11	1:51.226	04.429	24	1:53.039	30.661	17	1:46.795	15.853	Num Lap Time Gap			14	1:47.468	38.417
17	1:51.747	04.950	45	1:54.909	38.088	25	1:46.625	18.506	Lap 9			8	1:47.573	40.027
88	1:52.886	06.089	33	1:55.068	48.429	88	1:47.525	21.604	47	1:44.600		93	1:47.956	41.048
25	1:53.571	06.774	44	1:57.561	55.613	777	1:47.267	22.664	63	1:45.870	08.556	44	1:58.285	1 Lap
777	1:54.079	07.282	Num Lap Time Gap			14	1:47.799	23.600	19	1:45.840	09.284	5	1:51.746	1:20.038
14	1:54.706	07.909	Lap 4			8	1:47.718	25.524	77	1:46.039	11.020	26	1:52.226	1:21.329
8	1:55.369	08.572	47	1:44.665		93	1:47.029	25.922	7	1:45.961	11.496	100	1:53.155	1:32.914
93	1:56.013	09.216	63	1:45.825	04.071	26	1:51.643	43.823	11	1:46.520	17.317	24	1:54.034	1:39.488
26	1:57.266	10.469	19	1:45.741	05.451	5	1:51.259	47.749	17	1:46.695	21.623	Num Lap Time Gap		
100	1:58.665	11.868	77	1:45.598	06.099	100	1:52.749	51.752	25	1:46.981	24.116	Lap 12		
5	1:59.070	12.273	7	1:45.486	06.484	24	1:53.342	54.517	44	2:04.158	1 Lap	47	1:44.908	
24	2:00.623	13.826	11	1:46.293	09.772	45	1:54.466	1:07.744	88	1:47.159	29.398	63	1:46.567	11.857
45	2:03.934	17.137	17	1:47.039	11.921	33	1:53.468	1:16.732	777	1:47.638	30.348	19	1:46.264	12.215
33	2:14.567	27.770	25	1:46.720	15.031	44	1:58.344	1:36.893	14	1:47.892	32.691	77	1:46.600	13.914
44	2:15.895	29.098	88	1:47.557	16.825	Num Lap Time Gap			8	1:47.914	34.414	7	1:46.897	15.207
Num Lap Time Gap			777	1:47.929	17.516	Lap 7			93	1:47.596	34.754	45	1:59.379	1 Lap
Lap 2			14	1:48.052	18.162	47	1:44.745		26	1:51.960	1:05.642	33	1:57.305	1 Lap
47	1:44.618		8	1:48.374	20.181	63	1:45.518	06.069	5	1:51.472	1:06.749	11	1:47.108	21.938
63	1:45.435	01.900	93	1:48.444	20.678	19	1:45.546	07.227	100	1:53.137	1:17.180	17	1:46.613	26.841
19	1:45.998	03.417	26	1:51.360	30.229	77	1:45.637	08.746	24	1:53.494	1:21.390	25	1:46.986	29.730
77	1:45.657	04.009	5	1:51.383	35.565	7	1:45.807	09.316	45	1:55.221	1:39.228	88	1:47.694	37.054
7	1:45.942	04.685	100	1:53.094	36.839	11	1:46.376	13.803	Num Lap Time Gap			777	1:47.232	37.836
11	1:46.839	06.650	24	1:52.455	38.451	17	1:46.693	17.801	Lap 10			14	1:47.419	40.928
17	1:47.143	07.475	45	1:54.674	48.097	25	1:46.282	20.043	47	1:45.214		8	1:48.408	43.527
88	1:48.193	09.664	33	1:54.768	58.532	88	1:47.358	24.217	33	1:54.874	1 Lap	93	1:47.872	44.012
25	1:47.799	09.955	44	1:56.424	1:07.372	777	1:47.091	25.010	63	1:45.984	09.326	44	1:58.466	1 Lap
777	1:48.248	10.912	Num Lap Time Gap			14	1:47.700	26.555	19	1:45.624	09.694	5	1:51.649	1:26.779
14	1:48.107	11.398	Lap 5			8	1:47.611	28.390	77	1:45.700	11.506	26	1:52.708	1:29.129
8	1:48.733	12.687	47	1:45.088		93	1:47.926	29.103	7	1:45.836	12.118	100	1:53.304	1:41.310
93	1:48.851	13.449	63	1:45.718	04.701	26	1:51.846	50.924	11	1:46.297	18.400	Num Lap Time Gap		
26	1:51.040	16.891	19	1:45.414	05.777	5	1:50.738	53.742	17	1:46.907	23.316	Lap 13		
100	1:51.736	18.986	77	1:45.826	06.837	100	1:52.910	59.917	25	1:46.282	25.184	47	1:45.607	
5	1:51.861	19.516	7	1:45.821	07.217	24	1:53.962	1:03.734	88	1:47.469	31.653	24	1:54.987	1 Lap
24	1:52.999	22.207	11	1:46.171	10.855	45	1:55.567	1:18.566	777	1:47.674	32.808	63	1:45.788	12.038
45	1:55.245	27.764	17	1:47.117	13.950	33	1:53.764	1:25.751	14	1:48.360	35.837	19	1:46.061	12.669
33	1:54.794	37.946	25	1:46.830	16.773	Num Lap Time Gap			8	1:48.142	37.342	77	1:45.824	14.131
44	1:58.157	42.637	88	1:47.234	18.971	Lap 8			93	1:48.440	37.980	7	1:45.851	15.451
Num Lap Time Gap			777	1:47.861	20.289	47	1:44.778		44	2:02.970	1 Lap	11	1:46.570	22.901
Lap 3			14	1:47.619	20.693	44	1:59.077	1 Lap	5	1:51.645	1:13.180	17	1:47.585	28.819
47	1:44.585		8	1:47.605	22.698	63	1:45.995	07.286	26	1:53.563	1:13.991	25	1:47.777	31.900
63	1:45.596	02.911	93	1:48.195	23.785	19	1:45.595	08.044	100	1:52.681	1:24.647	33	1:56.628	1 Lap
19	1:45.543	04.375	26	1:51.931	37.072	77	1:45.613	09.581	24	1:54.166	1:30.342	45	1:57.677	1 Lap
77	1:45.742	05.166	5	1:50.905	41.382	7	1:45.597	10.135	Num Lap Time Gap			88	1:47.247	38.694
7	1:45.563	05.663	100	1:52.144	43.895	11	1:46.372	15.397	Lap 11			777	1:47.222	39.451
11	1:46.079	08.144	24	1:52.704	46.067	17	1:46.505	19.528	47	1:44.888		14	1:48.438	43.759
17	1:46.657	09.547	45	1:55.161	58.170	25	1:46.470	21.735	45	1:58.209	1 Lap	8	1:48.544	46.464
25	1:47.606	12.976	33	1:54.712	1:08.156	88	1:47.400	26.839	33	1:54.324	1 Lap	93	1:48.400	46.805
88	1:48.854	13.933	44	2:01.157	1:23.441	777	1:47.078	27.310	63	1:45.760	10.198	44	1:58.932	1 Lap
777	1:47.925	14.252	Num Lap Time Gap			14	1:47.622	29.399	19	1:46.053	10.859	5	1:52.353	1:33.525
14	1:47.962	14.775	Lap 6			8	1:47.488	31.100	77	1:45.604	12.222	26	1:52.400	1:35.922
Num Lap Time Gap			47	1:44.892		93	1:47.433	31.758	7	1:45.988	13.218	Num Lap Time Gap		
Lap 4			Num Lap Time Gap			26	1:52.136	58.282	Lap 9			Num Lap Time Gap		
Lap 5			Num Lap Time Gap			Lap 7			Lap 10			Num Lap Time Gap		
Lap 6			Num Lap Time Gap			Lap 8			Lap 11			Num Lap Time Gap		
Lap 7			Num Lap Time Gap			Lap 9			Lap 12			Num Lap Time Gap		
Lap 8			Num Lap Time Gap			Lap 10			Lap 13			Num Lap Time Gap		





Hungaroring

International GT Open

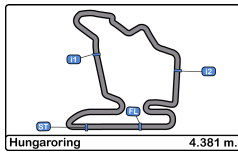
Race - 1



Analysis by Lap

Num	Lap Time	Gap	Num	Lap Time	Gap	Num	Lap Time	Gap	Num	Lap Time	Gap	Num	Lap Time	Gap			
Lap 14			777	1:52.309	50.894	8	1:47.722	1:04.769	777	1:45.477	1 Lap	777	1:44.899	33.531			
47	1:45.361		14	1:47.873	52.554	93	1:47.864	1:05.827	88	1:45.315	1 Lap	88	1:45.572	36.545			
100	1:53.906	1 Lap	8	1:48.018	56.418	24	3:54.895	2 Laps	11	1:46.057	34.872	33	1:52.044	2 Laps			
63	1:46.083	12.760	93	1:47.988	56.733	44	4:14.245	3 Laps	93	3:05.899	1 Lap	8	1:47.819	57.052			
19	1:46.142	13.450	33	1:55.083	1 Lap	63	1:44.749	1:32.705	26	1:53.318	1 Lap	93	1:46.574	1:01.370			
24	1:55.201	1 Lap	45	1:56.520	1 Lap	77	1:45.880	1:41.714	14	3:23.123	1 Lap	14	1:46.966	1:16.453			
77	1:46.009	14.779	Num Lap Time Gap			33	3:52.440	2 Laps	45	4:46.883	3 Laps	26	3:53.665	1 Lap			
7	1:45.942	16.032	Lap 17			Num Lap Time Gap			24	1:49.576	2 Laps	Num Lap Time Gap					
11	1:46.356	23.896	47	1:44.949		Lap 20			63	1:45.078	1:32.997	Lap 25					
17	1:46.959	30.417	5	1:52.344	1 Lap	47	1:44.812		44	1:53.861	3 Laps	63	1:45.686				
25	1:46.495	33.034	26	1:53.296	1 Lap	5	3:04.103	2 Laps	77	1:45.483	1:44.608	19	1:46.189	02.291			
88	1:48.162	41.495	19	1:45.988	15.831	45	2:01.771	2 Laps	Num Lap Time Gap			47	1:48.037	07.831			
777	1:47.965	42.055	63	1:49.515	18.075	25	1:45.534	1 Lap	Lap 23			77	1:46.626	10.332			
33	1:56.299	1 Lap	7	1:46.351	20.042	17	1:45.910	1 Lap	47	1:47.955		7	1:47.741	11.221			
14	1:48.542	46.940	77	1:50.076	21.610	19	1:45.428	18.410	5	1:45.230	2 Laps	24	1:52.249	2 Laps			
45	1:58.427	1 Lap	11	1:46.637	27.579	7	1:45.724	23.671	25	1:47.082	1 Lap	11	1:47.403	14.827			
8	1:48.571	49.674	44	2:07.318	2 Laps	777	1:45.137	1 Lap	17	1:47.097	1 Lap	5	1:49.851	1 Lap			
93	1:48.483	49.927	100	1:53.545	1 Lap	88	1:45.503	1 Lap	33	1:52.490	3 Laps	45	1:57.889	3 Laps			
44	1:59.606	1 Lap	17	1:51.401	40.409	11	1:46.149	32.363	19	1:49.546	21.423	100	1:58.108	2 Laps			
5	1:54.267	1:42.431	24	1:58.736	1 Lap	26	1:52.292	1 Lap	777	1:45.426	1 Lap	25	1:46.086	22.901			
26	1:52.353	1:42.914	14	1:47.480	55.085	100	1:53.750	1 Lap	88	1:45.475	1 Lap	44	1:53.314	3 Laps			
Num Lap Time Gap			8	1:47.585	59.054	8	1:47.463	1:07.420	7	1:48.997	26.132	17	1:47.117	31.005			
Lap 15			93	1:48.331	1:00.115	14	1:50.782	1:08.186	11	1:49.160	36.077	777	1:45.938	33.783			
47	1:45.098		33	2:00.053	1 Lap	93	1:51.769	1:12.784	8	2:58.340	1 Lap	88	1:45.745	36.604			
100	1:54.264	1 Lap	45	1:55.643	1 Lap	24	1:49.258	2 Laps	93	1:46.773	1 Lap	33	1:51.205	2 Laps			
63	1:45.776	13.438	Num Lap Time Gap			44	1:52.796	3 Laps	14	1:49.092	1 Lap	8	1:46.692	58.058			
19	1:46.104	14.456	Lap 18			63	1:44.420	1:32.313	26	1:56.510	1 Lap	93	1:46.304	1:01.988			
77	1:46.361	16.042	47	1:44.498		77	1:45.855	1:42.757	45	1:56.743	3 Laps	14	1:46.479	1:17.246			
7	1:47.034	17.968	25	2:59.286	1 Lap	Num Lap Time Gap			24	1:51.181	2 Laps	Num Lap Time Gap					
24	1:56.079	1 Lap	19	1:45.836	17.169	Lap 21			63	1:46.838	1:31.880	Lap 26					
11	1:46.088	24.886	7	1:46.338	21.882	47	1:44.733		100	3:55.869	2 Laps	63	1:46.888				
17	1:47.093	32.412	777	3:01.568	1 Lap	5	1:45.997	2 Laps	77	1:46.279	1:42.932	19	1:45.761	01.164			
25	1:46.349	34.285	88	3:04.288	1 Lap	33	1:52.535	3 Laps	44	1:53.766	3 Laps	26	1:58.716	2 Laps			
88	1:47.454	43.851	26	1:55.170	1 Lap	25	1:45.310	1 Lap	5	1:45.960	1 Lap	47	1:47.661	08.604			
777	1:47.297	44.254	11	1:46.291	29.372	17	1:45.822	1 Lap	25	1:46.207	1:56.151	77	1:45.766	09.210			
14	1:48.508	50.350	5	2:01.376	1 Lap	19	1:45.216	18.893	17	1:46.712	2:02.566	7	1:45.787	10.120			
8	1:49.493	54.069	100	1:54.231	1 Lap	7	1:45.456	24.394	777	1:45.387	2:08.452	11	1:45.995	13.934			
93	1:49.585	54.414	14	1:48.076	58.663	777	1:45.630	1 Lap	33	1:51.961	2 Laps	24	1:51.420	2 Laps			
33	1:57.255	1 Lap	8	1:47.452	1:02.008	88	1:45.521	1 Lap	88	1:45.603	2:10.793	5	1:45.402	1 Lap			
45	1:57.247	1 Lap	93	1:47.307	1:02.924	11	1:46.030	33.660	8	1:48.909	2:29.053	25	1:48.224	24.237			
Num Lap Time Gap			45	1:56.108	1 Lap	26	1:52.840	1 Lap	93	1:46.693	2:34.616	45	1:56.620	3 Laps			
Lap 16			63	2:59.340	1:32.917	100	1:56.229	1 Lap	14	1:46.439	2:49.307	100	1:56.308	2 Laps			
47	1:45.669		77	3:03.683	1:40.795	8	1:51.917	1:14.604	Num Lap Time Gap			17	1:47.021	31.138			
5	1:53.611	1 Lap	Num Lap Time Gap			24	1:49.420	2 Laps	Lap 24			777	1:45.501	32.396			
26	1:54.291	1 Lap	Lap 19			44	1:54.088	3 Laps	63	1:47.940		88	1:45.915	35.631			
44	2:00.714	2 Laps	47	1:44.961		63	1:45.184	1:32.764	19	3:00.185	01.788	44	1:55.841	3 Laps			
63	1:45.740	13.509	25	1:44.583	1 Lap	77	1:45.946	1:43.970	24	1:53.900	2 Laps	33	1:51.956	2 Laps			
19	1:46.005	14.792	17	3:02.276	1 Lap	Num Lap Time Gap			47	3:25.300	05.480	8	1:50.018	1:01.188			
77	1:46.110	16.483	19	1:45.586	17.794	Lap 22			45	1:58.217	3 Laps	93	1:47.117	1:02.217			
7	1:46.341	18.640	7	1:45.838	22.759	47	1:44.845		100	1:55.818	2 Laps	14	1:46.845	1:17.203			
100	1:55.034	1 Lap	777	1:45.686	1 Lap	5	1:45.842	2 Laps	7	3:02.854	09.166	Num Lap Time Gap					
11	1:46.674	25.891	88	1:45.889	1 Lap	25	1:46.343	1 Lap	77	1:46.280	09.392	Lap 27					
17	1:47.214	33.957	11	1:46.615	31.026	33	1:52.050	3 Laps	11	2:56.853	13.110	63	1:45.603				
24	1:55.586	1 Lap	26	1:52.771	1 Lap	17	1:46.144	1 Lap	5	1:46.377	1 Lap	19	1:45.419	00.980			
25	1:49.943	38.559	100	1:53.390	1 Lap	19	1:45.784	19.832	25	1:46.170	22.501	47	1:47.346	10.347			
88	1:51.770	49.952	14	1:48.514	1:02.216	7	1:45.541	25.090	44	1:55.412	3 Laps	77	1:47.008	10.615			
									17	1:46.828	29.574						





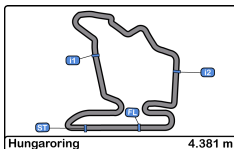
Hungaroring International GT Open Race - 1



Analysis by Lap

Num	Lap Time	Gap	Num	Lap Time	Gap	Num	Lap Time	Gap	Num	Lap Time	Gap	Num	Lap Time	Gap
7	1:46.990	11.507	14	1:47.544	1:22.879	24	1:51.945	2 Laps	47	1:47.181	19.517	33	1:52.191	3 Laps
11	1:47.014	15.345				26	1:55.887	2 Laps	11	1:47.065	20.154	7	1:47.468	14.689
26	1:59.353	2 Laps	Lap 30			8	1:48.176	1:19.234	5	1:47.174	1 Lap	26	1:57.284	3 Laps
5	1:46.703	1 Lap	63	1:45.990		44	1:53.716	3 Laps	777	1:45.139	27.398	47	1:46.997	21.421
24	1:51.939	2 Laps	19	1:46.024	00.654	33	1:53.765	2 Laps	25	1:46.092	29.159	44	1:55.091	4 Laps
25	1:46.138	24.772	77	1:45.855	10.400	14	1:51.090	1:30.743	88	1:45.409	32.012	11	1:46.861	21.885
777	1:45.657	32.450	7	1:46.740	13.295	45	1:59.045	3 Laps	17	1:46.652	40.057	5	1:46.856	1 Lap
17	1:47.568	33.103	47	1:47.103	17.168	100	2:00.034	2 Laps	24	1:51.472	2 Laps	777	1:45.421	24.340
88	1:47.004	37.032	11	1:46.559	17.817	Num Lap Time Gap			8	1:47.953	1:26.188	25	1:47.170	28.171
100	1:55.347	2 Laps	5	1:46.374	1 Lap	Lap 33			14	1:46.936	1:32.948	88	1:46.026	30.417
45	1:56.941	3 Laps	25	1:45.994	27.771	63	1:45.918		26	1:55.110	2 Laps	45	1:57.584	4 Laps
44	1:53.517	3 Laps	777	1:45.246	31.600	19	1:45.807	00.670	33	1:51.687	2 Laps	100	1:59.735	3 Laps
33	1:51.794	2 Laps	88	1:46.476	37.632	77	1:45.442	09.182	Num Lap Time Gap			24	1:52.013	2 Laps
8	1:49.901	1:05.486	17	1:49.377	39.366	7	1:46.122	14.324	Lap 36			8	1:48.210	1:31.986
14	1:48.199	1:19.799	24	1:52.714	2 Laps	47	1:47.209	20.717	63	1:46.474		14	1:46.616	1:33.234
Num Lap Time Gap			26	1:55.603	2 Laps	11	1:47.290	21.294	19	1:46.683	00.520	Num Lap Time Gap		
Lap 28			100	1:55.813	2 Laps	5	1:46.537	1 Lap	77	1:45.729	04.561	Lap 39		
63	1:46.004		45	1:54.712	3 Laps	25	1:46.743	29.958	44	1:55.564	4 Laps	63	1:47.064	
19	1:45.604	00.580	44	1:53.418	3 Laps	777	1:46.304	30.240	7	1:48.689	13.927	19	1:47.217	01.418
77	1:46.025	10.636	8	1:49.634	1:14.592	88	1:45.069	36.221	45	1:56.592	4 Laps	77	1:45.518	02.795
7	1:46.959	12.462	33	1:52.560	2 Laps	17	1:47.149	41.723	47	1:47.301	20.344	33	1:53.533	3 Laps
47	1:49.927	14.270	14	1:47.471	1:24.360	24	1:51.651	2 Laps	11	1:47.072	20.752	7	1:48.756	16.381
11	1:46.693	16.034	Num Lap Time Gap			8	1:50.928	1:24.244	5	1:46.611	1 Lap	47	1:46.548	20.905
5	1:45.872	1 Lap	Lap 31			26	1:57.341	2 Laps	777	1:45.226	26.150	11	1:46.687	21.508
93	2:49.334	1 Lap	63	1:45.487		14	1:48.623	1:33.448	100	2:07.952	3 Laps	5	1:47.016	1 Lap
25	1:48.779	27.547	19	1:46.007	01.174	33	1:52.139	2 Laps	25	1:45.822	28.507	777	1:46.118	23.394
24	1:52.306	2 Laps	77	1:45.714	10.627	44	1:55.443	3 Laps	88	1:46.279	31.817	25	1:47.052	28.159
777	1:46.312	32.758	7	1:46.315	14.123	45	1:54.812	3 Laps	17	2:00.943	54.526	88	1:46.437	29.790
26	2:00.433	2 Laps	47	1:46.943	18.624	100	1:56.743	2 Laps	24	1:51.767	2 Laps	44	1:58.559	4 Laps
17	1:47.063	34.162	11	1:46.829	19.159	Num Lap Time Gap			8	1:49.356	1:29.070	26	2:00.411	3 Laps
88	1:46.090	37.118	5	1:46.700	1 Lap	Lap 34			14	1:46.818	1:33.292	45	1:58.119	4 Laps
100	1:55.482	2 Laps	25	1:46.756	29.040	63	1:45.958		Num Lap Time Gap			100	2:01.320	3 Laps
45	1:55.268	3 Laps	777	1:45.041	31.154	19	1:46.041	00.753	Lap 37			24	1:51.925	2 Laps
44	1:53.782	3 Laps	88	1:45.861	38.006	77	1:45.375	08.599	63	1:47.577		8	1:48.876	1:33.798
33	1:51.363	2 Laps	17	1:46.308	40.187	7	1:45.984	14.350	19	1:47.688	00.631	14	1:48.062	1:34.232
8	1:48.668	1:08.150	24	1:51.233	2 Laps	47	1:46.666	21.425	33	1:53.118	3 Laps			
14	1:47.451	1:21.246	26	1:57.355	2 Laps	11	1:46.842	22.178	77	1:46.712	03.696			
Num Lap Time Gap			8	1:48.353	1:17.458	5	1:46.288	1 Lap	26	1:59.688	3 Laps			
Lap 29			100	1:57.145	2 Laps	777	1:47.066	31.348	44	1:54.222	4 Laps			
63	1:45.911		44	1:55.572	3 Laps	25	1:48.156	32.156	7	1:46.555	12.905			
19	1:45.951	00.620	45	1:57.366	3 Laps	88	1:45.429	35.692	47	1:47.341	20.108			
77	1:45.810	10.535	33	1:51.476	2 Laps	17	1:46.729	42.494	11	1:47.533	20.708			
7	1:45.994	12.545	14	1:47.180	1:26.053	24	1:51.907	2 Laps	5	1:48.098	1 Lap			
47	1:47.696	16.055	Num Lap Time Gap			8	1:49.038	1:27.324	777	1:46.030	24.603			
11	1:47.125	17.248	Lap 32			14	1:47.611	1:35.101	45	1:57.099	4 Laps			
5	1:46.452	1 Lap	63	1:46.400		26	1:57.060	2 Laps	25	1:45.755	26.685			
25	1:46.131	27.767	19	1:46.007	00.781	33	1:51.720	2 Laps	88	1:45.835	30.075			
777	1:45.497	32.344	77	1:45.431	09.658	44	1:53.942	3 Laps	100	1:58.597	3 Laps			
24	1:52.199	2 Laps	7	1:46.397	14.120	Num Lap Time Gap			24	1:52.048	2 Laps			
17	1:47.728	35.979	47	1:47.202	19.426	Lap 35			8	1:47.967	1:29.460			
88	1:45.939	37.146	11	1:47.163	19.922	63	1:49.089		14	1:46.587	1:32.302			
26	1:56.269	2 Laps	5	1:46.613	1 Lap	19	1:48.647	00.311	Num Lap Time Gap			Lap 38		
100	1:54.732	2 Laps	25	1:46.493	29.133	45	1:57.588	4 Laps	63	1:45.684		63	1:45.684	
45	1:55.013	3 Laps	777	1:45.100	29.854	77	1:45.796	05.306	19	1:46.318	01.265	19	1:46.318	01.265
44	1:53.593	3 Laps	88	1:45.464	37.070	100	1:57.139	3 Laps	77	1:46.329	04.341	77	1:46.329	04.341
33	1:51.000	2 Laps	17	1:46.705	40.492	7	1:46.451	11.712						
8	1:48.709	1:10.948												



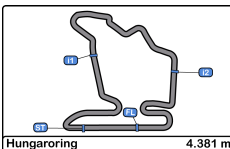


Hungaroring
International GT Open
Race - 1
Best Sectors Results



Sector - 1				Sector - 2				Sector - 3				Ideal Lap vs Best Lap			
Clas	Nº	Driver	Time	Nº	Driver	Time	Nº	Driver	Time	Clas	Nº	Driver	Ideal Lap	Best Lap	Clas
1	47	Giraudi - Spinelli	36.919	63	Beretta - Schandorff	37.975	63	Beretta - Schandorff	28.872	1	63	Beretta - Schandorff	1:43.905	1:44.420	1
2	63	Beretta - Schandorff	37.058	47	Giraudi - Spinelli	38.213	25	Dinan - Foley	28.983	2	47	Giraudi - Spinelli	1:44.197	1:44.498	2
3	77	Soucek - Barker	37.147	777	Jedlinski - Basz	38.282	47	Giraudi - Spinelli	29.065	3	25	Dinan - Foley	1:44.583	1:44.583	3
4	25	Dinan - Foley	37.159	5	Jedlinski - Korzeniowski	38.384	19	Moulin - Nemoto	29.131	4	777	Jedlinski - Basz	1:44.623	1:44.899	4
5	88	Krupinski - Klien	37.163	19	Moulin - Nemoto	38.420	777	Jedlinski - Basz	29.148	5	19	Moulin - Nemoto	1:44.908	1:45.216	6
6	777	Jedlinski - Basz	37.193	25	Dinan - Foley	38.441	77	Soucek - Barker	29.221	6	77	Soucek - Barker	1:44.944	1:45.375	8
7	5	Jedlinski - Korzeniowski	37.244	7	Iribe - Millroy	38.538	11	Reno Moller - Paverud	29.229	7	5	Jedlinski - Korzeniowski	1:44.945	1:45.230	7
8	7	Iribe - Millroy	37.356	77	Soucek - Barker	38.576	88	Krupinski - Klien	29.240	8	88	Krupinski - Klien	1:44.980	1:45.069	5
9	19	Moulin - Nemoto	37.357	88	Krupinski - Klien	38.577	7	Iribe - Millroy	29.305	9	7	Iribe - Millroy	1:45.199	1:45.456	9
10	11	Reno Moller - Paverud	37.458	17	Tweraser - Seyffert	38.646	5	Jedlinski - Korzeniowski	29.317	10	11	Reno Moller - Paverud	1:45.379	1:45.995	11
11	14	Marco Antonelli	37.459	11	Reno Moller - Paverud	38.692	14	Marco Antonelli	29.392	11	17	Tweraser - Seyffert	1:45.668	1:45.822	10
12	17	Tweraser - Seyffert	37.553	93	Diaz-Varela - Font	38.900	17	Tweraser - Seyffert	29.469	12	93	Diaz-Varela - Font	1:46.063	1:46.304	12
13	8	Giuseppe Cipriani	37.572	8	Giuseppe Cipriani	39.157	93	Diaz-Varela - Font	29.499	13	14	Marco Antonelli	1:46.187	1:46.439	13
14	93	Diaz-Varela - Font	37.664	14	Marco Antonelli	39.336	8	Giuseppe Cipriani	29.784	14	8	Giuseppe Cipriani	1:46.513	1:46.692	14
15	24	Blazek - Lisowski	38.717	24	Blazek - Lisowski	40.126	24	Blazek - Lisowski	30.354	15	24	Blazek - Lisowski	1:49.197	1:49.258	15
16	26	Darmetko - Janosz	39.216	33	Magdziarz - Pijl	40.827	33	Magdziarz - Pijl	30.724	16	33	Magdziarz - Pijl	1:50.859	1:51.000	16
17	33	Magdziarz - Pijl	39.308	100	Dwernicki - Antoszewski	40.982	26	Darmetko - Janosz	30.776	17	26	Darmetko - Janosz	1:50.990	1:51.040	17
18	100	Dwernicki - Antoszewski	39.461	26	Darmetko - Janosz	40.998	100	Dwernicki - Antoszewski	31.131	18	100	Dwernicki - Antoszewski	1:51.574	1:51.736	18
19	44	Pisani - Bozzoni	39.567	44	Pisani - Bozzoni	41.901	44	Pisani - Bozzoni	31.208	19	44	Pisani - Bozzoni	1:52.676	1:52.796	19
20	45	Speakerwas - Karpi	40.313	45	Speakerwas - Karpi	42.228	45	Speakerwas - Karpi	31.573	20	45	Speakerwas - Karpi	1:54.114	1:54.466	20











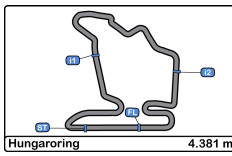
Hungaroring
International GT Open
Race - 1
Leader Sequence



Hungaroring 4.381 m.

N°	Entrant/Team	Nat	Driver 1	Nat	Driver 2	Nat	Vehicle	Cat	Start Lap	End Lap	Laps	Total Laps
47	AKM Motorsport	 SMR	Gianluca Giraudi	 ITA	<u>Loris Spinelli</u>	 ITA	Mercedes AMG GT3 - 2020	PROAM	1	23	23	23
63	Vincenzo Sospiri Racing	 ITA	Michele Beretta	 ITA	<u>Frederik Schandorff</u>	 DNK	Lamborghini Huracan GT3 EVO	PRO	24	39	16	16



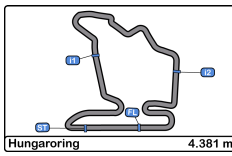


Hungaroring
International GT Open
Race - 1
Best 5 Lap Times



Cl	N°	Entrant/Team	Nat	Driver 1	Nat	Driver 2	Nat	Vehicle	Cat	Cl	Best 1		Best 2		Best 3		Best 4		Best 5	
											Time	Lap	Time	Lap	Time	Lap	Time	Lap	Time	Lap
1	63	Vincenzo Sospiri Racing	ITA	Michele Beretta	ITA	Frederik Schandorff	DNK	Lamborghini Huracan GT3 EVO	PRO	1	1:44.420	20	1:44.749	19	1:45.078	22	1:45.184	21	1:45.435	2
2	47	AKM Motorsport	SMR	Gianluca Giraudi	ITA	Loris Spinelli	ITA	Mercedes AMG GT3 - 2020	PROAM	1	1:44.498	18	1:44.585	3	1:44.600	9	1:44.618	2	1:44.665	4
3	25	Kessel Racing	CHE	Michael Dinan	USA	Robby Foley	USA	Ferrari 488 GT3	PRO	2	1:44.583	18	1:45.310	20	1:45.534	19	1:45.755	37	1:45.822	36
4	777	Olimp Racing	POL	Marcin Jedlinski	POL	Karol Basz	POL	Mercedes AMG GT3 - 2020	PROAM	2	1:44.899	24	1:45.041	31	1:45.100	32	1:45.137	19	1:45.139	35
5	88	JP Motorsport	POL	Patryk Krupinski	POL	Christian Klien	AUT	McLaren 720 S GT3	PROAM	3	1:45.069	33	1:45.315	21	1:45.409	35	1:45.429	34	1:45.464	32
6	19	Vincenzo Sospiri Racing	ITA	Baptiste Moulin	BEL	Yuki Nemoto	JPN	Lamborghini Huracan GT3 EVO	PRO	3	1:45.216	21	1:45.414	5	1:45.419	27	1:45.428	20	1:45.541	6
7	5	Olimp Racing	POL	Stanislaw Jedlinski	POL	Krystian Korzeniowski	POL	Mercedes AMG GT3 - 2020	AM	1	1:45.230	21	1:45.402	25	1:45.842	20	1:45.872	27	1:45.960	22
8	77	Lechner Racing	AUT	Benjamin Barker	GBR	Andy Soucek	ESP	Porsche 911 GT3-R II 2019	PRO	4	1:45.375	34	1:45.431	32	1:45.442	33	1:45.483	22	1:45.518	39
9	7	Inception Racing	GBR	Brendan Iribe	USA	Ollie Millroy	GBR	McLaren 720 S GT3	PROAM	4	1:45.456	21	1:45.486	4	1:45.541	22	1:45.563	3	1:45.597	8
10	17	HP Racing International	DEU	Gerhard Tweraser	AUT	Jan Seyffert	DEU	Lamborghini Huracan GT3 EVO	PROAM	5	1:45.822	20	1:45.910	19	1:46.144	21	1:46.308	31	1:46.505	8
11	11	Reno Racing	DNK	Jens Reno Moller	DNK	Marcus Paverud	NOR	Honda NSX GT3 Evo	PROAM	6	1:45.995	26	1:46.030	21	1:46.057	22	1:46.079	3	1:46.088	15
12	93	Baporo Motorsport	ESP	Daniel Diaz-Varela	ESP	Jaume Font	ESP	Mercedes AMG GT3 - 2020	AM	2	1:46.304	25	1:46.574	24	1:46.693	23	1:46.773	22	1:47.029	6
13	14	AKM Motorsport	SMR	Marco Antonelli	ITA			Mercedes AMG GT3 - 2020	AM	3	1:46.439	23	1:46.479	25	1:46.587	37	1:46.616	38	1:46.818	36
14	8	Barone Rampante	ITA	Giuseppe Cipriani	ITA			Lamborghini Huracan GT3 EVO	AM	4	1:46.692	25	1:47.452	18	1:47.463	20	1:47.488	8	1:47.573	11
15	24	A&P Racing Team PTT Tech Support	POL	Maciej Blazek	POL	Mateusz Lisowski	POL	Porsche 991 GT3 Cup gen 2	CUPPA	1	1:49.258	18	1:49.420	19	1:49.576	20	1:51.181	21	1:51.233	29
16	33	Alda Motorsport	POL	Tomasz Magdziarz	POL	Daan Pijl	NLD	Porsche 911 GT3 Cup gen 2	CUPPA	2	1:51.000	27	1:51.205	23	1:51.363	26	1:51.476	29	1:51.687	33
17	26	Q1 by EMG Motorsport	BEL	Maciej Darmetko	POL	Artur Janosz	POL	Porsche 911 GT3 Cup gen 2	CUPPA	3	1:51.040	2	1:51.228	3	1:51.360	4	1:51.643	6	1:51.846	7
18	100	Alda Motorsport	POL	Jakub Dwernicki	POL	Jan Antoszewski	POL	Porsche 911 GT3 Cup gen 2	CUPPA	4	1:51.736	2	1:52.144	5	1:52.681	10	1:52.749	6	1:52.910	7
19	44	Eugenio Pisani/CAME Racing Team	ITA	Eugenio Pisani	ITA	Stefano Bozzoni	ITA	Porsche 911 GT3 Cup gen 1	CUPPA	5	1:52.796	17	1:53.314	22	1:53.418	27	1:53.517	24	1:53.593	26
20	45	Mark Speakerwas/CAME Racing	ITA	Mark Speakerwas	ITA	Peter Karpi	HUN	Porsche 911 GT3 Cup gen 1	CUPAM	1	1:54.466	6	1:54.674	4	1:54.712	27	1:54.812	30	1:54.819	8



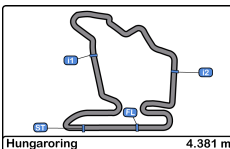


Hungaroring
International GT Open
Race - 1
Best 5 Top Speeds



Cl	N°	Entrant/Team	Nat	Driver 1	Nat	Driver 2	Nat	Vehicle	Cat	Cl	Top 1		Top 2		Top 3		Top 4		Top 5		Avg
											Km/h	Lap	Km/h	Lap	Km/h	Lap	Km/h	Lap	Km/h	Lap	
1	63	Vincenzo Sospiri Racing	ITA	Michele Beretta	ITA	Frederik Schandorff	DNK	Lamborghini Huracan GT3 EVO	PRO	1	232.2	12	230.7	35	229.7	19	229.7	37	229.2	9	230.3
2	88	JP Motorsport	POL	Patryk Krupinski	POL	Christian Klien	AUT	McLaren 720 S GT3	PROAM	1	232.2	24	231.2	36	230.7	26	230.7	27	230.7	33	231.1
3	11	Reno Racing	DNK	Jens Reno Moller	DNK	Marcus Paverud	NOR	Honda NSX GT3 Evo	PROAM	2	231.7	37	231.2	25	231.2	34	230.7	27	230.7	29	231.1
4	47	AKM Motorsport	SMR	Gianluca Giraudi	ITA	Loris Spinelli	ITA	Mercedes AMG GT3 - 2020	PROAM	3	231.7	21	230.2	22	229.7	23	229.7	38	229.2	8	230.1
5	14	AKM Motorsport	SMR	Marco Antonelli	ITA			Mercedes AMG GT3 - 2020	AM	1	230.7	7	230.2	2	229.7	4	229.2	10	228.8	3	229.7
6	25	Kessel Racing	CHE	Michael Dinan	USA	Robby Foley	USA	Ferrari 488 GT3	PRO	2	230.7	26	229.2	27	229.2	28	229.2	36	229.2	37	229.5
7	77	Lechner Racing	AUT	Benjamin Barker	GBR	Andy Soucek	ESP	Porsche 911 GT3-R II 2019	PRO	3	230.7	28	230.2	25	230.2	27	229.7	26	229.7	36	230.1
8	7	Inception Racing	GBR	Brendan Iribe	USA	Ollie Millroy	GBR	McLaren 720 S GT3	PROAM	4	230.2	21	229.7	7	229.7	10	229.7	16	229.7	22	229.8
9	93	Baporo Motorsport	ESP	Daniel Diaz-Varela	ESP	Jaume Font	ESP	Mercedes AMG GT3 - 2020	AM	2	229.2	9	229.2	10	229.2	20	229.2	26	229.2	27	229.2
10	777	Olimp Racing	POL	Marcin Jedlinski	POL	Karol Basz	POL	Mercedes AMG GT3 - 2020	PROAM	5	229.2	34	228.3	27	228.3	33	227.8	20	227.8	37	228.3
11	19	Vincenzo Sospiri Racing	ITA	Baptiste Moulin	BEL	Yuki Nemoto	JPN	Lamborghini Huracan GT3 EVO	PRO	4	228.3	37	228.3	38	227.8	12	227.8	34	227.8	35	228.0
12	5	Olimp Racing	POL	Stanislaw Jedlinski	POL	Krystian Korzeniowski	POL	Mercedes AMG GT3 - 2020	AM	3	227.8	19	227.8	36	227.3	33	227.3	34	227.3	35	227.5
13	17	HP Racing International	DEU	Gerhard Tweraser	AUT	Jan Seyffert	DEU	Lamborghini Huracan GT3 EVO	PROAM	6	227.3	27	226.8	26	226.8	33	226.8	34	226.4	28	226.8
14	8	Barone Rampante	ITA	Giuseppe Cipriani	ITA			Lamborghini Huracan GT3 EVO	AM	4	226.4	15	225.9	2	225.9	6	225.9	10	225.9	12	226.0
15	24	A&P Racing Team PTT Tech Support	POL	Maciej Blazek	POL	Mateusz Lisowski	POL	Porsche 991 GT3 Cup gen 2	CUPPA	1	226.4	24	225.4	5	225.4	6	225.4	8	225.0	10	225.5
16	33	Alda Motorsport	POL	Tomasz Magdziarz	POL	Daan Pijl	NLD	Porsche 911 GT3 Cup gen 2	CUPPA	2	223.1	34	220.8	25	220.8	32	220.8	33	220.4	24	221.2
17	100	Alda Motorsport	POL	Jakub Dwernicki	POL	Jan Antoszewski	POL	Porsche 911 GT3 Cup gen 2	CUPPA	3	221.7	31	221.3	25	220.4	20	220.4	24	219.9	2	220.7
18	26	Q1 by EMG Motorsport	BEL	Maciej Darmetko	POL	Artur Janosz	POL	Porsche 911 GT3 Cup gen 2	CUPPA	4	221.3	20	220.8	11	220.8	18	220.8	19	220.4	2	220.8
19	44	Eugenio Pisani/CAME Racing Team	ITA	Eugenio Pisani	ITA	Stefano Bozzoni	ITA	Porsche 911 GT3 Cup gen 1	CUPPA	5	219.9	29	218.6	24	218.6	31	218.6	32	218.1	28	218.8
20	45	Mark Speakerwas/CAME Racing	ITA	Mark Speakerwas	ITA	Peter Karpi	HUN	Porsche 911 GT3 Cup gen 1	CUPAM	1	219.0	29	218.1	23	218.1	30	218.1	32	217.7	24	218.2

















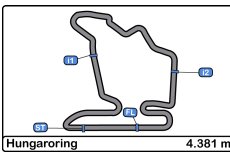
Hungaroring
International GT Open
Race - 1



Fastest Laps Sequence

Lap	Time of Day	Session Time	N°	Entrant/Team	Nat	Driver 1	Nat	Driver 2	Nat	Vehicle	Cat	Time	Km/h
2	15:11:47.956	3:30.956	47	AKM Motorsport	 SMR	Gianluca Giraudi	 ITA	<u>Loris Spinelli</u>	 ITA	Mercedes AMG GT3 - 2020	PROAM	1:44.618	150.7
3	15:13:32.542	5:15.542	47	AKM Motorsport	 SMR	Gianluca Giraudi	 ITA	<u>Loris Spinelli</u>	 ITA	Mercedes AMG GT3 - 2020	PROAM	1:44.585	150.8
18	15:39:47.501	31:30.501	47	AKM Motorsport	 SMR	Gianluca Giraudi	 ITA	<u>Loris Spinelli</u>	 ITA	Mercedes AMG GT3 - 2020	PROAM	1:44.498	150.9
20	15:44:49.588	36:32.588	63	Vincenzo Sospiri Racing	 ITA	Michele Beretta	 ITA	<u>Frederik Schandorff</u>	 DNK	Lamborghini Huracan GT3 EVO	PRO	1:44.420	151.0





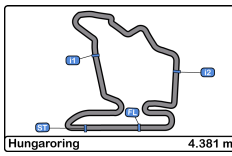
Hungaroring
International GT Open
Race - 1



Event Best Maximum Speed

Nº	Entrant/Team	Nat	Driver 1	Nat	Driver 2	Nat	Vehicle	Cat	Km/h	Session
77	Lechner Racing	AUT	Benjamin Barker	GBR	Andy Soucek	ESP	Porsche 911 GT3-R II 2019	PRO	232.7	Free Practice - 2
47	AKM Motorsport	SAR	Gianluca Giraudi	ITA	Loris Spinelli	ITA	Mercedes AMG GT3 - 2020	PROAM	232.2	Free Practice - 2
11	Reno Racing	DNK	Jens Reno Moller	DNK	Marcus Paverud	NOR	Honda NSX GT3 Evo	PROAM	232.2	Free Practice - 2
25	Kessel Racing	CHE	Michael Dinan	USA	Robby Foley	USA	Ferrari 488 GT3	PRO	232.2	Free Practice - 2
63	Vincenzo Sospiri Racing	ITA	Michele Beretta	ITA	Frederik Schandorff	DNK	Lamborghini Huracan GT3 EVO	PRO	232.2	Race - 1
88	JP Motorsport	POL	Patryk Krupinski	POL	Christian Klien	AUT	McLaren 720 S GT3	PROAM	232.2	Race - 1
14	AKM Motorsport	SAR	Marco Antonelli	ITA			Mercedes AMG GT3 - 2020	AM	231.2	Free Practice - 2
7	Inception Racing	GBR	Brendan Iribe	USA	Ollie Millroy	GBR	McLaren 720 S GT3	PROAM	230.7	Free Practice - 2
93	Baporo Motorsport	ESP	Daniel Diaz-Varela	ESP	Jaume Font	ESP	Mercedes AMG GT3 - 2020	AM	230.2	Free Practice - 2
777	Olimp Racing	POL	Marcin Jedlinski	POL	Karol Basz	POL	Mercedes AMG GT3 - 2020	PROAM	230.2	Free Practice - 2
5	Olimp Racing	POL	Stanislaw Jedlinski	POL	Krystian Korzeniowski	POL	Mercedes AMG GT3 - 2020	AM	229.7	Free Practice - 2
17	HP Racing International	DEU	Gerhard Tweraser	AUT	Jan Seyffert	DEU	Lamborghini Huracan GT3 EVO	PROAM	229.2	Free Practice - 2
19	Vincenzo Sospiri Racing	ITA	Baptiste Moulin	BEL	Yuki Nemoto	JPN	Lamborghini Huracan GT3 EVO	PRO	228.8	Free Practice - 2
8	Barone Rampante	ITA	Giuseppe Cipriani	ITA			Lamborghini Huracan GT3 EVO	AM	228.3	Free Practice - 2
24	A&P Racing Team PTT Tech Support	POL	Maciej Blazek	POL	Mateusz Lisowski	POL	Porsche 991 GT3 Cup gen 2	CUPPA	226.4	Race - 1
33	Alda Motorsport	POL	Tomasz Magdziarz	POL	Daan Pijl	NLD	Porsche 911 GT3 Cup gen 2	CUPPA	223.1	Race - 1
26	Q1 by EMG Motorsport	BEL	Maciej Darnetko	POL	Artur Janosz	POL	Porsche 911 GT3 Cup gen 2	CUPPA	222.6	Free Practice - 2
100	Alda Motorsport	POL	Jakub Dwernicki	POL	Jan Antoszewski	POL	Porsche 911 GT3 Cup gen 2	CUPPA	222.2	Free Practice - 2
45	Mark Speakerwas/CAME Racing Team	ITA	Mark Speakerwas	ITA	Peter Karpi	HUN	Porsche 911 GT3 Cup gen 1	CUPAM	220.8	Free Practice - 2
44	Eugenio Pisani/CAME Racing Team	ITA	Eugenio Pisani	ITA	Stefano Bozzoni	ITA	Porsche 911 GT3 Cup gen 1	CUPPA	219.9	Race - 1



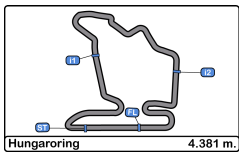


Hungaroring
International GT Open
Race - 1
Lap Chart



		LAP																																						
Nr	Po	Grid	1	2	3	4	5	6	7	8	9	10	11	12	13	14	15	16	17	18	19	20	21	22	23	24	25	26	27	28	29	30	31	32	33	34	35			
47	1	47	47	47	47	47	47	47	47	47	47	47	47	47	47	47	47	47	47	47	47	47	47	47	47	47	63	63	63	63	63	63	63	63	63	63	63	63	63	
63	2	63	63	63	63	63	63	63	63	63	63	63	63	63	63	63	63	63	19	19	19	19	19	19	19	19	19	19	19	19	19	19	19	19	19	19	19	19	19	
77	3	77	19	19	19	19	19	19	19	19	19	19	19	19	19	19	19	63	7	7	7	7	7	7	7	47	47	47	47	77	77	77	77	77	77	77	77	77	77	
19	4	19	77	77	77	77	77	77	77	77	77	77	77	77	77	77	77	7	11	11	11	11	11	11	7	77	77	77	7	7	7	7	7	7	7	7	7	7	7	
7	5	7	7	7	7	7	7	7	7	7	7	7	7	7	7	7	7	77	14	14	8	8	63	63	77	7	7	7	47	47	47	47	47	47	47	47	47	47		
11	6	11	11	11	11	11	11	11	11	11	11	11	11	11	11	11	11	11	8	8	14	63	77	77	11	11	11	11	11	11	11	11	11	11	11	11	11	11	11	
17	7	17	17	17	17	17	17	17	17	17	17	17	17	17	17	17	17	17	93	93	93	77	25	25	25	25	25	25	25	25	25	25	25	25	25	25	25	25	777	777
777	8	777	88	88	25	25	25	25	25	25	25	25	25	25	25	25	25	14	63	63	63	25	17	17	17	17	17	777	777	777	777	777	777	777	777	777	777	25	25	
88	9	88	25	25	88	88	88	88	88	88	88	88	88	88	88	88	88	8	77	77	77	17	777	777	777	777	777	17	17	17	88	88	88	88	88	88	88	88	88	88
25	10	25	777	777	777	777	777	777	777	777	777	777	777	777	777	777	777	93	25	25	25	777	88	88	88	88	88	88	88	88	88	17	17	17	17	17	17	17	17	
93	11	93	14	14	14	14	14	14	14	14	14	14	14	14	14	14	14	25	17	17	17	88	8	8	8	8	8	8	8	8	8	8	8	8	8	8	8	8	8	8
14	12	14	8	8	8	8	8	8	8	8	8	8	8	8	8	8	8	777	777	777	777	93	93	93	93	93	93	14	14	14	14	14	14	14	14	14	14	14	14	
8	13	8	93	93	93	93	93	93	93	93	93	93	93	93	93	93	93	88	88	88	88	26	14	14	14	14	14	5	5	5	5	5	5	5	5	5	5	5	5	
5	14	5	26	26	26	26	26	26	26	26	26	5	5	5	5	5	5	26	26	26	26	14	26	5	5	5	5	93	24	24	24	24	24	24	24	24	24	24	24	
26	15	26	100	100	100	5	5	5	5	5	5	26	26	26	26	26	26	5	100	100	100	5	5	26	26	26	24	24	26	26	26	26	26	26	26	26	33	33		
33	16	33	5	5	5	100	100	100	100	100	100	100	100	100	100	100	100	5	5	5	24	24	24	24	24	26	26	100	100	33	33	33	33	33	33	33	33	26	26	
100	17	100	24	24	24	24	24	24	24	24	24	24	24	24	24	24	24	45	45	24	24	100	100	100	100	100	100	33	33	100	100	100	100	100	100	100	100	100	100	
24	18	24	45	45	45	45	45	45	45	45	45	45	45	33	33	33	33	33	24	24	33	33	33	33	33	33	33	33	33	33	33	33	33	33	33	33	33	33	33	
45	19	45	33	33	33	33	33	33	33	33	33	33	33	33	45	45	45	45	33	33	45	45	45	45	45	45	45	45	45	45	45	45	45	45	45	45	45	45	45	
44	20	44	44	44	44	44	44	44	44	44	44	44	44	44	44	44	44	44	44	44	44	44	44	44	44	44	44	44	44	44	44	44	44	44	44	44	44	44	44	44



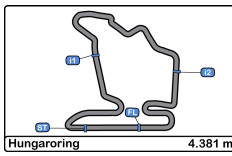


Hungaroring
International GT Open
Race - 1
Lap Chart



LAP					
Nr	Po	36	37	38	39
47	1	63	63	63	63
63	2	19	19	19	19
77	3	77	77	77	77
19	4	7	7	7	7
7	5	47	47	47	47
11	6	11	11	11	11
17	7	777	777	777	777
777	8	25	25	25	25
88	9	88	88	88	88
25	10	17	8	8	8
93	11	8	14	14	14
14	12	14	5	5	
8	13	5	24		
5	14	24			
26	15	33			
33	16	26			
100	17	100			
24	18				
45	19				
44	20				

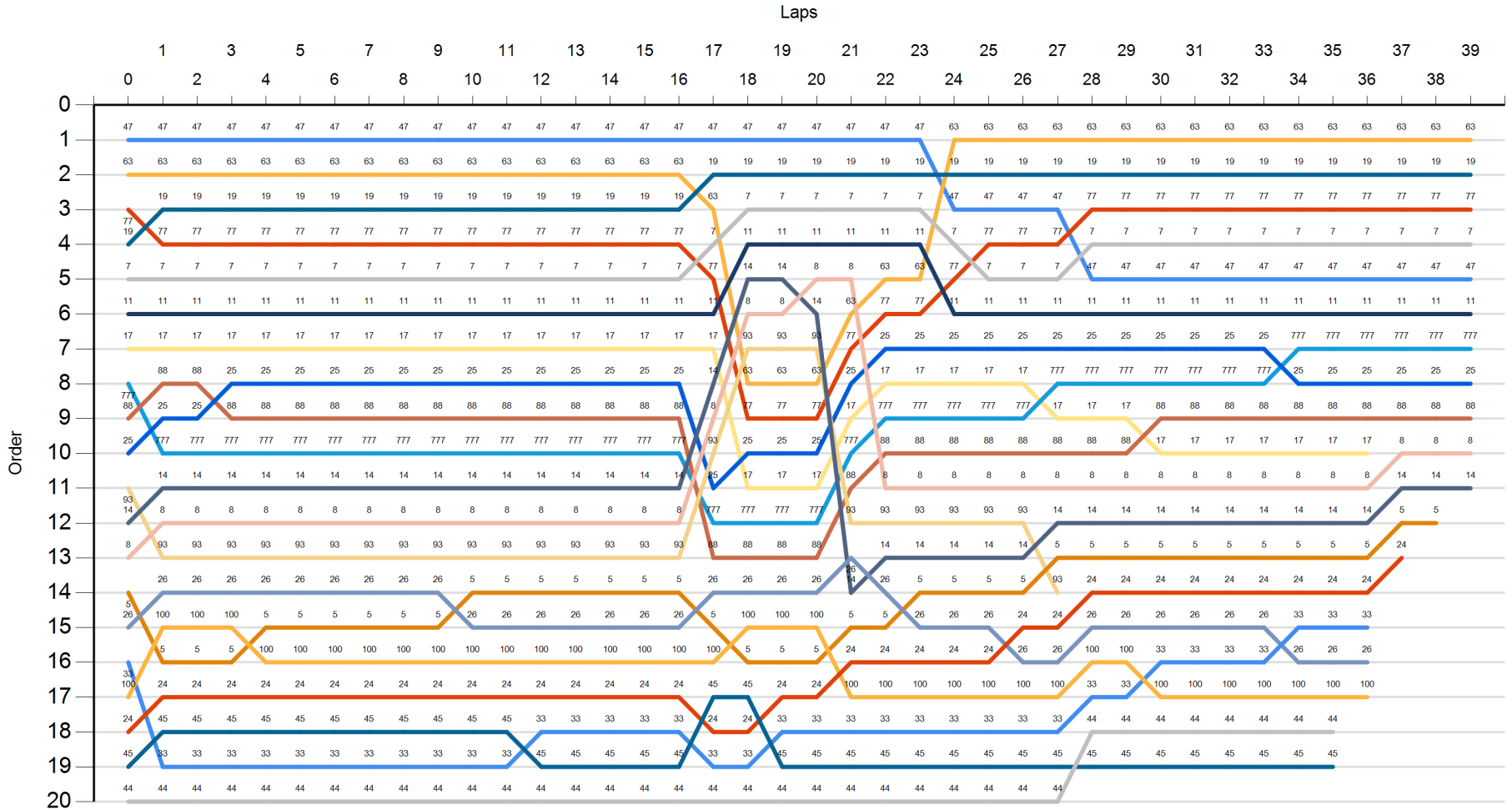


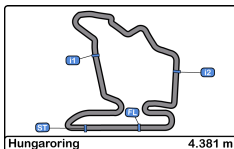


Hungaroring
International GT Open
Race - 1
Graphic Lap Chart



- 47
- 63
- 77
- 19
- 7
- 11
- 17
- 777
- 88
- 25
- 93
- 14
- 8
- 5
- 26
- 33
- 100
- 24
- 45
- 44





Hungaroring International GT Open Race - 1 Pit Stop Analysis



Nr.	In Day Time	Entrant/Team	Nat	Driver 1	Nat	Driver 2	Nat	Vehicle	Cat	In Time	Stop N°	Pit Time	Handicap	Penalty
25	15:36:54.411	Kessel Racing		Michael Dinan		Robby Foley		Ferrari 488 GT3	PRO	28:37.870	1	1:17.088	1:10	
88	15:37:05.534	JP Motorsport		Patryk Krupinski		Christian Klien		McLaren 720 S GT3	PROAM	28:48.992	1	1:21.687	1:20	
777	15:37:06.451	Olimp Racing		Marcin Jedlinski		Karol Basz		Mercedes AMG GT3 - 2020	PROAM	28:49.909	1	1:20.248	1:10	
63	15:38:18.399	Vincenzo Sospiri Racing		Michele Beretta		Frederik Schandorff		Lamborghini Huracan GT3 EVO	PRO	30:01.857	1	1:20.341	1:20	
77	15:38:22.184	Lechner Racing		Benjamin Barker		Andy Soucek		Porsche 911 GT3-R II 2019	PRO	30:05.643	1	1:22.817	1:20	
44	15:38:31.285	Eugenio Pisani/CAME Racing Te		Eugenio Pisani		Stefano Bozzoni		Porsche 911 GT3 Cup gen 1	CUPPA	30:14.743	1	2:24.497	2:00	
17	15:38:40.896	HP Racing International		Gerhard Tweraser		Jan Seyffert		Lamborghini Huracan GT3 EVO	PROAM	30:24.354	1	1:20.712	1:10	
24	15:38:48.887	A&P Racing Team PTT Tech Su		Maciej Blazek		Mateusz Lisowski		Porsche 991 GT3 Cup gen 2	CUPPA	30:32.345	1	2:09.746	2:05	
33	15:39:20.899	Alda Motorsport		Tomasz Magdziarz		Daan Pijl		Porsche 911 GT3 Cup gen 2	CUPPA	31:04.357	1	2:03.139	2:00	
5	15:40:14.095	Olimp Racing		Stanislaw Jedlinski		Krystian Korzeniowski		Mercedes AMG GT3 - 2020	AM	31:57.554	1	1:23.498	1:10	
45	15:43:18.982	Mark Speakerwas/CAME Racing		Mark Speakerwas		Peter Karpi		Porsche 911 GT3 Cup gen 1	CUPAM	35:02.440	1	2:54.948	2:00	
14	15:44:23.091	AKM Motorsport		Marco Antonelli				Mercedes AMG GT3 - 2020	AM	36:06.550	1	1:22.146	1:10	
93	15:44:27.577	Baporo Motorsport		Daniel Diaz-Varela		Jaume Font		Mercedes AMG GT3 - 2020	AM	36:11.036	1	1:18.046	1:10	
100	15:46:09.377	Alda Motorsport		Jakub Dwernicki		Jan Antoszewski		Porsche 911 GT3 Cup gen 2	CUPPA	37:52.835	1	2:01.214	2:00	
8	15:46:14.180	Barone Rampante		Giuseppe Cipriani				Lamborghini Huracan GT3 EVO	AM	37:57.639	1	1:16.372	1:10	
47	15:48:32.219	AKM Motorsport		Gianluca Giraudi		Loris Spinelli		Mercedes AMG GT3 - 2020	PROAM	40:15.678	1	1:36.088	1:10	
19	15:48:53.803	Vincenzo Sospiri Racing		Baptiste Moulin		Yuki Nemoto		Lamborghini Huracan GT3 EVO	PRO	40:37.262	1	1:15.140	1:15	
7	15:48:58.510	Inception Racing		Brendan Iribe		Ollie Millroy		McLaren 720 S GT3	PROAM	40:41.968	1	1:20.315	1:20	
11	15:49:08.473	Reno Racing		Jens Reno Moller		Marcus Paverud		Honda NSX GT3 Evo	PROAM	40:51.932	1	1:14.999	1:10	
26	15:49:38.035	Q1 by EMG Motorsport		Maciej Darmetko		Artur Janosz		Porsche 911 GT3 Cup gen 2	CUPPA	41:21.494	1	2:01.137	2:00	

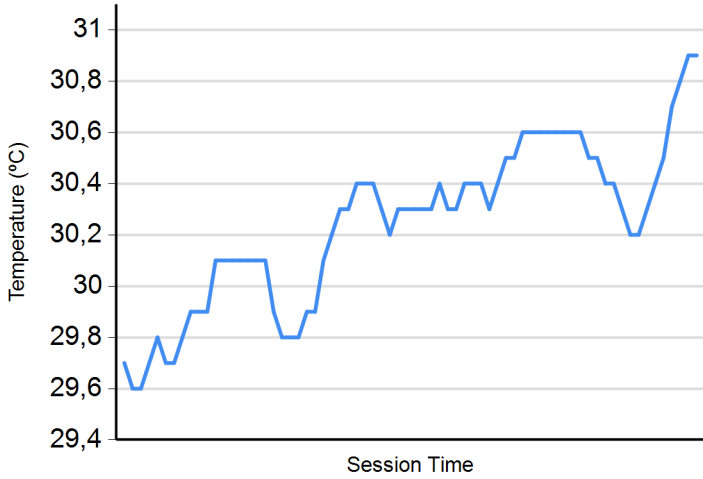




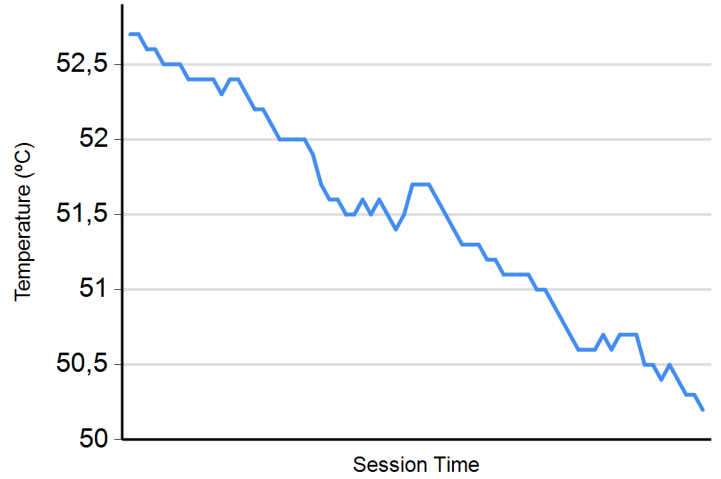
Hungaroring
International GT Open
Race - 1
Weather Report



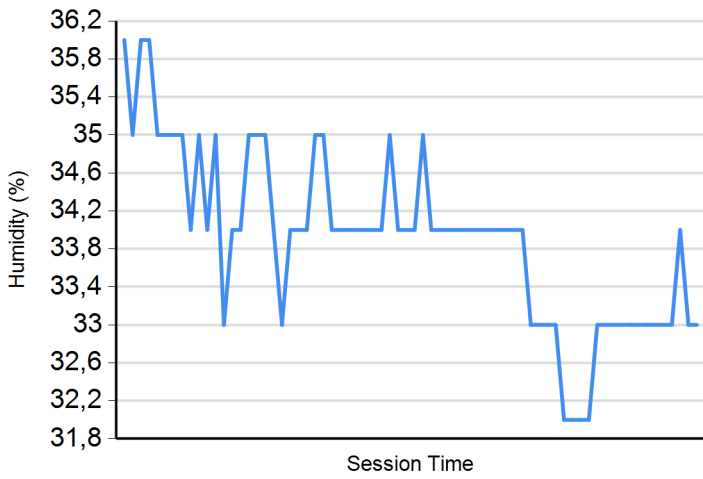
Air Temperature



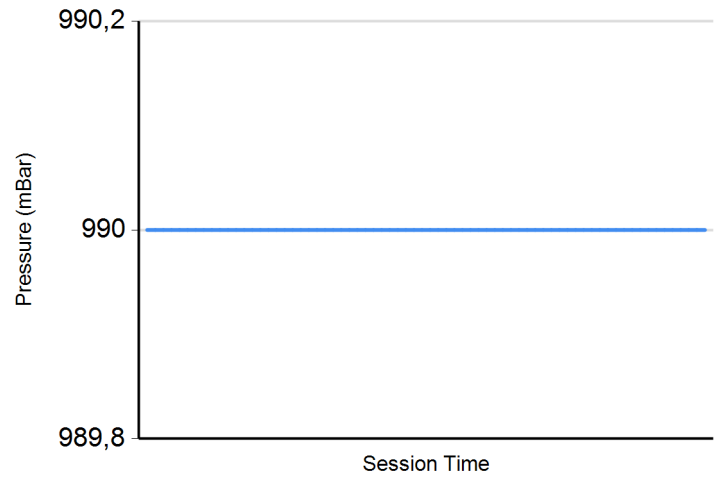
Track Temperature



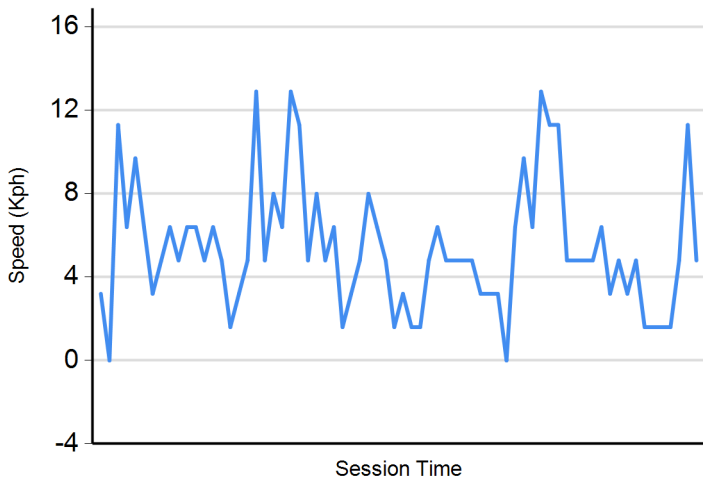
Humidity



Pressure



Wind Speed



Wind direction

North = 0°/360° Est = 90° South = 180° West = 270°

