

Spa Francorchamps
International GT Open
Free Practice - 2
Provisional Results



Cls	Nº	Entrant/Team	Nat	Driver 1	Nat	Driver 2	Nat	Vehicle	Cat	Cls	Laps	Best	Time	Gap	Interval	Km/h
1	47	AKM Motorsport	SRB	Alexander Moiseev	RUS	Loris Spinelli	ITA	Mercedes AMG GT3 - 2020	PROAM	1	21	17	2:19.351			180.9
2	77	Lechner Racing	AUT	Al Faisal Al Zubair	OMN	Andy Soucek	ESP	Porsche 911 GT3-R II 2019	PRO	1	22	7	2:19.377	0.026	0.026	180.9
3	14	AKM Motorsport	SRB	Florian Scholze	DEU	Jens Liebhauser	DEU	Mercedes AMG GT3 - 2020	AM	1	23	12	2:20.281	0.930	0.904	179.7
4	7	Inception Racing	GBR	Brendan Iribe	USA	Ollie Millroy	GBR	McLaren 720 S GT3	PROAM	2	15	4	2:20.361	1.010	0.080	179.6
5	88	JP Motorsport	POL	Patryk Krupinski	POL	Christian Klien	AUT	McLaren 720 S GT3	PROAM	3	14	3	2:20.630	1.279	0.269	179.2
6	11	Reno Racing	DNK	Jens Reno Moller	DNK	Marcus Paverud	NOR	Honda NSX GT3 Evo	PROAM	4	18	7	2:20.683	1.332	0.053	179.2
7	63	Vincenzo Sospiri Racing	ITA	Michele Beretta	ITA	Frederik Schandorff	DNK	Lamborghini Huracan GT3 EVO	PRO	2	19	7	2:20.751	1.400	0.068	179.1
8	19	Vincenzo Sospiri Racing	ITA	Baptiste Moulin	BEL	Yuki Nemoto	JPN	Lamborghini Huracan GT3 EVO	PRO	3	20	7	2:21.406	2.055	0.655	178.3
9	72	Inception Racing	GBR	Nick Moss	GBR	Joe Osborne	GBR	McLaren 720 S GT3	PROAM	5	21	5	2:21.433	2.082	0.027	178.2
10	55	FF Corse	GBR	Laurent de Meeus	BEL	Jaime Stanley	GBR	Ferrari 488 GT3	PROAM	6	20	7	2:21.577	2.226	0.144	178.0
11	22	Balfé Motorsport	GBR	Shaun Balfé	GBR	Adam Carroll	GBR	Audi R8 GT3 LMS 2019	PROAM	7	14	6	2:21.765	2.414	0.188	177.8
12	17	HP Racing International	DEU	Gerhard Tweraser	AUT	Jan Seyffert	DEU	Lamborghini Huracan GT3 EVO	PROAM	8	20	6	2:23.212	3.861	1.447	176.0
13	97	TF Sport	GBR	Michael Dinan	USA	Robby Foley	USA	Aston Martin GT3 AMR MY2019	PRO	4	19	6	2:23.384	4.033	0.172	175.8
14	8	Barone Rampante	ITA	Giuseppe Cipriani	ITA		ITA	Lamborghini Huracan GT3 EVO	AM	2	12	11	2:24.968	5.617	1.584	173.9
15	26	Q1 by EMG Motorsport	BEL	Maciej Darmetko	POL	Artur Janosz	POL	Porsche 911 GT3 Cup gen 2	CUPPA	1	15	9	2:27.540	8.189	2.572	170.8
16	54	Q1 by EMG Motorsport	BEL	Jan Laurysen	BEL	Bas Schouten	NLD	Porsche 992 GT3 Cup	CUPPA	2	18	3	2:28.797	9.446	1.257	169.4
17	24	A&P Racing Team PTT Tech Support	POL	Maciej Blazek	POL	Mateusz Lisowski	POL	Porsche 991 GT3 Cup gen 2	CUPPA	3	15	10	2:29.023	9.672	0.226	169.1
18	53	Q1 by EMG Motorsport	BEL	Nicolas Vandierendonck	BEL	Dirk Schouten	NLD	Porsche 992 GT3 Cup	CUPAM	1	16	15	2:29.294	9.943	0.271	168.8
19	50	Q1 by EMG Motorsport	BEL	Filip Teunkens	BEL	Jaap Van Lagen	BEL	Porsche 992 GT3 Cup	CUPPA	4	10	3	2:30.614	11.263	1.320	167.4
20	44	Eugenio Pisani	ITA	Eugenio Pisani	ITA	Stefano Bozzoni	ITA	Porsche 911 GT3 Cup gen 1	CUPPA	5	15	6	2:31.562	12.211	0.948	166.3
21	100	Alda Motorsport	POL	Jakub Dwernicki	POL	Jan Antoszewski	POL	Porsche 911 GT3 Cup gen 2	CUPPA	6	14	4	2:32.710	13.359	1.148	165.1
22	126	Three Sixty Racing Team	AND	Albert Estragués	ESP		ESP	Transam Euro Ford Mustang 2018	CUPAM	2	14	12	2:32.800	13.449	0.090	165.0
23	27	Three Sixty Racing Team	AND	Marcio Mauro	BRA		BRA	Porsche 911 GT3 Cup gen 2	CUPAM	3	9	7	2:34.470	15.119	1.670	163.2
24	32	Three Sixty Racing Team	AND	Fernando Fortes	BRA		BRA	Porsche 911 GT3 Cup gen 2	CUPAM	4	19	3	2:36.476	17.125	2.006	161.1

*** PENALTIES**

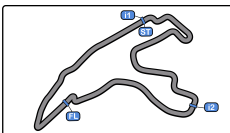
- CAR 126 TIME 2:35.092 DELETED TRACK LIMITS AT T 4
- CAR 32 TIME 2:44.039 DELETED TRACK LIMITS AT T 4
- CAR 126 TIME 2:36.536 DELETED TRACK LIMITS AT T 4
- CAR 72 TIME 5:12.418 DELETED TRACK LIMITS AT T 4
- CAR 32 TIME 2:38.363 DELETED TRACK LIMITS AT T 17
- CAR 17 TIME 2:35.200 DELETED TRACK LIMITS AT T 4
- CAR 24 TIME 2:34.443 DELETED TRACK LIMITS AT T 4
- CAR 50 TIME 2:33.407 DELETED TRACK LIMITS AT T 4 AND 19 - FOLLOWING LAP WILL ALSO BE DELETED
- CAR 77 TIME 2:18.805 DELETED TRACK LIMITS AT T 17

Published at:.....

Track Temp: **43.7 °C** Air Temp: **28.7 °C** Humidity: **46 %** Track Status: **DRY**

Stewards:	Race Director:	Timekeeper: Luis Angel García Nuñez JOB/I-0020-ESP
------------------	-----------------------	--





Spa Francorchamps
International GT Open
Free Practice - 2



Provisional Results

Spa Francorchamps 7.004 m.

- CAR 72 TIME 2:21.123 DELETED TRACK LIMITS AT T 17
- CAR 17 TIME 2:24.552 DELETED TRACK LIMITS AT T 4
- CAR 100 TIME 2:44.367 DELETED TRACK LIMITS AT T 17
- CAR 88 TIME 2:56.802 DELETED TRACK LIMITS AT T 4
- CAR 47 TIME 2:31.181 DELETED TRACK LIMITS AT T 4
- CAR 63 TIME 2:20.931 DELETED TRACK LIMITS AT T 17
- CAR 126 TIME 2:35.629 DELETED TRACK LIMITS AT T 4
- CAR 7 TIME 25:29.485 DELETED TRACK LIMITS AT T 4
- CAR 55 TIME 2:34.171 DELETED TRACK LIMITS AT T 4
- CAR 32 TIME 2:39.388 DELETED TRACK LIMITS AT T 17
- CAR 11 TIME 2:23.044 DELETED TRACK LIMITS AT T 4

Published at:.....

Track Temp: **43.7 °C** Air Temp: **28.7 °C** Humidity: **46 %** Track Status: **DRY**

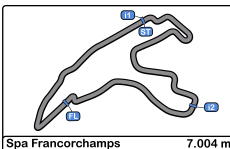
Stewards:

Race Director:

Timekeeper: Luis Angel Garcia Nuñez

JOB/I-0020-ESP





Spa Francorchamps
International GT Open
Free Practice - 2
Provisional Results by Category



Cls	Nº	Entrant/Team	Nat	Driver 1	Nat	Driver 2	Nat	Vehicle	Cat	Cls	Laps	Best	Time	Gap	Interval	Km/h
PRO																
1	77	Lechner Racing	AUT	Al Faisal Al Zubair	QAN	Andy Soucek	ESP	Porsche 911 GT3-R II 2019	PRO	1	22	7	2:19.377			180.9
2	63	Vincenzo Sospiri Racing	ITA	Michele Beretta	ITA	Frederik Schandorff	DNK	Lamborghini Huracan GT3 EVO	PRO	2	19	7	2:20.751	1.374	1.374	179.1
3	19	Vincenzo Sospiri Racing	ITA	Baptiste Moulin	BEL	Yuki Nemoto	JPN	Lamborghini Huracan GT3 EVO	PRO	3	20	7	2:21.406	2.029	0.655	178.3
4	97	TF Sport	GBR	Michael Dinan	USA	Robby Foley	USA	Aston Martin GT3 AMR MY2019	PRO	4	19	6	2:23.384	4.007	1.978	175.8
PROAM																
1	47	AKM Motorsport	GBR	Alexander Moiseev	RUS	Loris Spinelli	ITA	Mercedes AMG GT3 - 2020	PROAM	1	21	17	2:19.351			180.9
2	7	Inception Racing	GBR	Brendan Iribe	USA	Ollie Millroy	GBR	McLaren 720 S GT3	PROAM	2	15	4	2:20.361	1.010	1.010	179.6
3	88	JP Motorsport	POL	Patryk Krupinski	POL	Christian Klien	AUT	McLaren 720 S GT3	PROAM	3	14	3	2:20.630	1.279	0.269	179.2
4	11	Reno Racing	DNK	Jens Reno Moller	DNK	Marcus Paverud	DNK	Honda NSX GT3 Evo	PROAM	4	18	7	2:20.683	1.332	0.053	179.2
5	72	Inception Racing	GBR	Nick Moss	GBR	Joe Osborne	GBR	McLaren 720 S GT3	PROAM	5	21	5	2:21.433	2.082	0.750	178.2
6	55	FF Corse	GBR	Laurent de Meeus	BEL	Jaime Stanley	GBR	Ferrari 488 GT3	PROAM	6	20	7	2:21.577	2.226	0.144	178.0
7	22	Balfé Motorsport	GBR	Shaun Balfé	GBR	Adam Carroll	GBR	Audi R8 GT3 LMS 2019	PROAM	7	14	6	2:21.765	2.414	0.188	177.8
8	17	HP Racing International	DEU	Gerhard Tweraser	AUT	Jan Seyffert	DEU	Lamborghini Huracan GT3 EVO	PROAM	8	20	6	2:23.212	3.861	1.447	176.0
AM																
1	14	AKM Motorsport	GBR	Florian Scholze	DEU	Jens Liebhauser	DEU	Mercedes AMG GT3 - 2020	AM	1	23	12	2:20.281			179.7
2	8	Barone Rampante	ITA	Giuseppe Cipriani	ITA			Lamborghini Huracan GT3 EVO	AM	2	12	11	2:24.968	4.687	4.687	173.9
CUPPA																
1	26	Q1 by EMG Motorsport	BEL	Maciej Darnetko	POL	Artur Janosz	POL	Porsche 911 GT3 Cup gen 2	CUPPA	1	15	9	2:27.540			170.8
2	54	Q1 by EMG Motorsport	BEL	Jan Lauryszen	BEL	Bas Schouten	NLD	Porsche 992 GT3 Cup	CUPPA	2	18	3	2:28.797	1.257	1.257	169.4
3	24	A&P Racing Team PTT Tech Support	POL	Maciej Blazek	POL	Mateusz Lisowski	POL	Porsche 991 GT3 Cup gen 2	CUPPA	3	15	10	2:29.023	1.483	0.226	169.1
4	50	Q1 by EMG Motorsport	BEL	Filip Teunkens	BEL	Jaap Van Lagen	BEL	Porsche 992 GT3 Cup	CUPPA	4	10	3	2:30.614	3.074	1.591	167.4
5	44	Eugenio Pisani	ITA	Eugenio Pisani	ITA	Stefano Bozzoni	ITA	Porsche 911 GT3 Cup gen 1	CUPPA	5	15	6	2:31.562	4.022	0.948	166.3
6	100	Alda Motorsport	POL	Jakub Dwernicki	POL	Jan Antoszewski	POL	Porsche 911 GT3 Cup gen 2	CUPPA	6	14	4	2:32.710	5.170	1.148	165.1
CUPAM																
1	53	Q1 by EMG Motorsport	BEL	Nicolas Vandierendonck	BEL	Dirk Schouten	NLD	Porsche 992 GT3 Cup	CUPAM	1	16	15	2:29.294			168.8
2	126	Three Sixty Racing Team	AND	Albert Estragués	ESP			Transam Euro Ford Mustang 2018	CUPAM	2	14	12	2:32.800	3.506	3.506	165.0
3	27	Three Sixty Racing Team	BRA	Marcio Mauro	BRA			Porsche 911 GT3 Cup gen 2	CUPAM	3	9	7	2:34.470	5.176	1.670	163.2
4	32	Three Sixty Racing Team	BRA	Fernando Fortes	BRA			Porsche 911 GT3 Cup gen 2	CUPAM	4	19	3	2:36.476	7.182	2.006	161.1

*** PENALTIES**

CAR 126 TIME 2:35.092 DELETED TRACK LIMITS AT T 4

Published at:.....

Track Temp: 43.7 °C Air Temp: 28.7 °C Humidity: 46 % Track Status: DRY

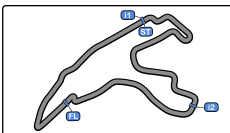
Stewards:

Race Director:

Timekeeper: Luis Angel García Nuñez

JOB/I-0020-ESP





Spa Francorchamps
International GT Open
Free Practice - 2



Provisional Results by Category

Spa Francorchamps 7.004 m

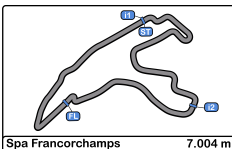
CAR 32 TIME 2:44.039 DELETED TRACK LIMITS AT T 4
CAR 126 TIME 2:36.536 DELETED TRACK LIMITS AT T 4
CAR 72 TIME 5:12.418 DELETED TRACK LIMITS AT T 4
CAR 32 TIME 2:38.363 DELETED TRACK LIMITS AT T 17
CAR 17 TIME 2:35.200 DELETED TRACK LIMITS AT T 4
CAR 24 TIME 2:34.443 DELETED TRACK LIMITS AT T 4
CAR 50 TIME 2:33.407 DELETED TRACK LIMITS AT T 4 AND 19 - FOLLOWING LAP WILL ALSO BE DELETED
CAR 77 TIME 2:18.805 DELETED TRACK LIMITS AT T 17
CAR 72 TIME 2:21.123 DELETED TRACK LIMITS AT T 17
CAR 17 TIME 2:24.552 DELETED TRACK LIMITS AT T 4
CAR 100 TIME 2:44.367 DELETED TRACK LIMITS AT T 17
CAR 88 TIME 2:56.802 DELETED TRACK LIMITS AT T 4
CAR 47 TIME 2:31.181 DELETED TRACK LIMITS AT T 4
CAR 63 TIME 2:20.931 DELETED TRACK LIMITS AT T 17
CAR 126 TIME 2:35.629 DELETED TRACK LIMITS AT T 4
CAR 7 TIME 25:29.485 DELETED TRACK LIMITS AT T 4
CAR 55 TIME 2:34.171 DELETED TRACK LIMITS AT T 4
CAR 32 TIME 2:39.388 DELETED TRACK LIMITS AT T 17
CAR 11 TIME 2:23.044 DELETED TRACK LIMITS AT T 4

Published at:.....

Track Temp: **43.7 °C** Air Temp: **28.7 °C** Humidity: **46 %** Track Status: **DRY**

Stewards:	Race Director:	Timekeeper: Luis Angel Garcia Nuñez <i>[Signature]</i> JOB/I-0020-ESP
------------------	-----------------------	--





Spa Francorchamps
International GT Open
Free Practice - 2
Provisional Results by Class



Cls	Nº	Entrant/Team	Nat	Driver 1	Nat	Driver 2	Nat	Vehicle	Cat	Cls	Laps	Best	Time	Gap	Interval	Km/h
-----	----	--------------	-----	----------	-----	----------	-----	---------	-----	-----	------	------	------	-----	----------	------

International GT Open																
1	47	AKM Motorsport	GBR	Alexander Moiseev	RUS	Loris Spinelli	ITA	Mercedes AMG GT3 - 2020	PROAM	1	21	17	2:19.351			180.9
2	77	Lechner Racing	AUT	Al Faisal Al Zubair	OMN	Andy Soucek	ESP	Porsche 911 GT3-R II 2019	PRO	1	22	7	2:19.377	0.026	0.026	180.9
3	14	AKM Motorsport	GBR	Florian Scholze	DEU	Jens Liebhauser	DEU	Mercedes AMG GT3 - 2020	AM	1	23	12	2:20.281	0.930	0.904	179.7
4	7	Inception Racing	GBR	Brendan Iribe	USA	Ollie Millroy	GBR	McLaren 720 S GT3	PROAM	2	15	4	2:20.361	1.010	0.080	179.6
5	88	JP Motorsport	POL	Patryk Krupinski	POL	Christian Klien	AUT	McLaren 720 S GT3	PROAM	3	14	3	2:20.630	1.279	0.269	179.2
6	11	Reno Racing	DNK	Jens Reno Moller	DNK	Marcus Paverud	NOR	Honda NSX GT3 Evo	PROAM	4	18	7	2:20.683	1.332	0.053	179.2
7	63	Vincenzo Sospiri Racing	ITA	Michele Beretta	ITA	Frederik Schandorff	DNK	Lamborghini Huracan GT3 EVO	PRO	2	19	7	2:20.751	1.400	0.068	179.1
8	19	Vincenzo Sospiri Racing	ITA	Baptiste Moulin	BEL	Yuki Nemoto	JPN	Lamborghini Huracan GT3 EVO	PRO	3	20	7	2:21.406	2.055	0.655	178.3
9	72	Inception Racing	GBR	Nick Moss	GBR	Joe Osborne	GBR	McLaren 720 S GT3	PROAM	5	21	5	2:21.433	2.082	0.027	178.2
10	55	FF Corse	GBR	Laurent de Meeus	BEL	Jaime Stanley	GBR	Ferrari 488 GT3	PROAM	6	20	7	2:21.577	2.226	0.144	178.0
11	22	Balfe Motorsport	GBR	Shaun Balfe	GBR	Adam Carroll	GBR	Audi R8 GT3 LMS 2019	PROAM	7	14	6	2:21.765	2.414	0.188	177.8
12	17	HP Racing International	DEU	Gerhard Tweraser	AUT	Jan Seyffert	DEU	Lamborghini Huracan GT3 EVO	PROAM	8	20	6	2:23.212	3.861	1.447	176.0
13	97	TF Sport	GBR	Michael Dinan	USA	Robby Foley	USA	Aston Martin GT3 AMR MY2019	PRO	4	19	6	2:23.384	4.033	0.172	175.8
14	8	Barone Rampante	ITA	Giuseppe Cipriani	ITA			Lamborghini Huracan GT3 EVO	AM	2	12	11	2:24.968	5.617	1.584	173.9

GT Open Cup Europe																
1	26	Q1 by EMG Motorsport	BEL	Maciej Darmetko	POL	Artur Janosz	POL	Porsche 911 GT3 Cup gen 2	CUPPA	1	15	9	2:27.540			170.8
2	54	Q1 by EMG Motorsport	BEL	Jan Lauryszen	BEL	Bas Schouten	NLD	Porsche 992 GT3 Cup	CUPPA	2	18	3	2:28.797	1.257	1.257	169.4
3	24	A&P Racing Team PTT Tech Support	POL	Maciej Blazek	POL	Mateusz Lisowski	POL	Porsche 991 GT3 Cup gen 2	CUPPA	3	15	10	2:29.023	1.483	0.226	169.1
4	53	Q1 by EMG Motorsport	BEL	Nicolas Vandierendonck	BEL	Dirk Schouten	NLD	Porsche 992 GT3 Cup	CUPAM	1	16	15	2:29.294	1.754	0.271	168.8
5	50	Q1 by EMG Motorsport	BEL	Filip Teunkens	BEL	Jaap Van Lagen	BEL	Porsche 992 GT3 Cup	CUPPA	4	10	3	2:30.614	3.074	1.320	167.4
6	44	Eugenio Pisani	ITA	Eugenio Pisani	ITA	Stefano Bozzoni	ITA	Porsche 911 GT3 Cup gen 1	CUPPA	5	15	6	2:31.562	4.022	0.948	166.3
7	100	Alda Motorsport	POL	Jakub Dwernicki	POL	Jan Antoszewski	POL	Porsche 911 GT3 Cup gen 2	CUPPA	6	14	4	2:32.710	5.170	1.148	165.1
8	126	Three Sixty Racing Team	AND	Albert Estragués	ESP			Transam Euro Ford Mustang 2018	CUPAM	2	14	12	2:32.800	5.260	0.090	165.0
9	27	Three Sixty Racing Team	AND	Marcio Mauro	BRA			Porsche 911 GT3 Cup gen 2	CUPAM	3	9	7	2:34.470	6.930	1.670	163.2
10	32	Three Sixty Racing Team	AND	Fernando Fortes	BRA			Porsche 911 GT3 Cup gen 2	CUPAM	4	19	3	2:36.476	8.936	2.006	161.1

*** PENALTIES**

CAR 126 TIME 2:35.092 DELETED TRACK LIMITS AT T 4

CAR 32 TIME 2:44.039 DELETED TRACK LIMITS AT T 4

CAR 126 TIME 2:36.536 DELETED TRACK LIMITS AT T 4

CAR 72 TIME 5:12.418 DELETED TRACK LIMITS AT T 4

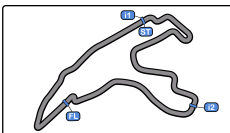
CAR 32 TIME 2:38.363 DELETED TRACK LIMITS AT T 17

Published at:.....

Track Temp: **43.7 °C** Air Temp: **28.7 °C** Humidity: **46 %** Track Status: **DRY**

Stewards:	Race Director:	Timekeeper: Luis Angel Garcia Nunez JOB/I-0020-ESP
------------------	-----------------------	--





Spa Francorchamps
International GT Open
Free Practice - 2



Provisional Results by Class

Spa Francorchamps 7.004 m.

- CAR 17 TIME 2:35.200 DELETED TRACK LIMITS AT T 4
- CAR 24 TIME 2:34.443 DELETED TRACK LIMITS AT T 4
- CAR 50 TIME 2:33.407 DELETED TRACK LIMITS AT T 4 AND 19 - FOLLOWING LAP WILL ALSO BE DELETED
- CAR 77 TIME 2:18.805 DELETED TRACK LIMITS AT T 17
- CAR 72 TIME 2:21.123 DELETED TRACK LIMITS AT T 17
- CAR 17 TIME 2:24.552 DELETED TRACK LIMITS AT T 4
- CAR 100 TIME 2:44.367 DELETED TRACK LIMITS AT T 17
- CAR 88 TIME 2:56.802 DELETED TRACK LIMITS AT T 4
- CAR 47 TIME 2:31.181 DELETED TRACK LIMITS AT T 4
- CAR 63 TIME 2:20.931 DELETED TRACK LIMITS AT T 17
- CAR 126 TIME 2:35.629 DELETED TRACK LIMITS AT T 4
- CAR 7 TIME 25:29.485 DELETED TRACK LIMITS AT T 4
- CAR 55 TIME 2:34.171 DELETED TRACK LIMITS AT T 4
- CAR 32 TIME 2:39.388 DELETED TRACK LIMITS AT T 17
- CAR 11 TIME 2:23.044 DELETED TRACK LIMITS AT T 4

Published at:.....

Track Temp: **43.7 °C** Air Temp: **28.7 °C** Humidity: **46 %** Track Status: **DRY**

Stewards:

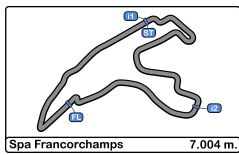
Race Director:

Timekeeper:

Luís Angel García Nuñez

JOB/I-0020-ESP



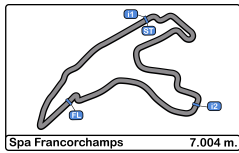


Spa Francorchamps
International GT Open
Free Practice - 2
Lap Analysis



7							14								
Brendan Iribe			McLaren 720 S GT3				Florian Scholze			Mercedes AMG GT3 - 2020					
PROAM		Ollie Millroy		Inception Racing			AM		Jens Liebhauser			AKM Motorsport			
Lap	D	Time	Sector 1	Sector 2	Sector 3	T. Spd	Elapsed	Lap	D	Time	Sector 1	Sector 2	Sector 3	T. Spd	Elapsed
1		14:22:51.911	14:21:04.493	1:06.672	40.746	251.1	14:22:51.911	1		14:22:43.351	P 14:20:49.686	1:08.334	45.331	243.7	14:22:43.351
2		2:21.345	40.450	1:04.937	35.958	258.3	14:25:13.256	2		3:22.101	1:35.430	1:09.373	37.298	252.9	14:26:05.452
3		2:28.716	39.926	1:05.112	43.678	260.2	14:27:41.972	3		2:24.503	40.672	1:06.723	37.108	253.5	14:28:29.955
4		2:20.361	39.815	1:04.672	35.874	260.2	14:30:02.333	4		2:25.168	40.539	1:08.007	36.622	257.1	14:30:55.123
5		2:27.627	P 39.840	1:05.592	42.195	260.2	14:32:29.960	5		2:24.530	40.993	1:06.666	36.871	252.3	14:33:19.653
6		2:29.485	23:44.584	1:07.654	37.247	250.5	14:57:59.445	6		2:24.531	40.625	1:06.863	37.043	254.7	14:35:44.184
7		2:24.176	40.548	1:06.469	37.159	258.9	15:00:23.621	7		2:23.006	40.310	1:06.244	36.452	255.9	14:38:07.190
8		2:22.788	39.984	1:06.121	36.683	260.8	15:02:46.409	8		2:22.675	40.061	1:05.863	36.751	258.3	14:40:29.865
9		2:21.804	39.846	1:05.609	36.349	260.8	15:05:08.213	9		2:32.960	P 40.274	1:06.506	46.180	254.1	14:43:02.825
10		2:22.491	39.870	1:05.733	36.888	260.2	15:07:30.704	10		4:26.643	2:41.493	1:08.436	36.714	247.7	14:47:29.468
11		2:22.388	40.013	1:06.155	36.220	261.5	15:09:53.092	11		2:22.585	40.178	1:06.117	36.290	255.9	14:49:52.053
12		2:22.700	40.082	1:05.990	36.628	259.6	15:12:15.792	12		2:20.281	39.650	1:04.712	35.919	257.7	14:52:12.334
13		2:23.227	39.897	1:06.199	37.131	260.2	15:14:39.019	13		2:29.174	P 40.003	1:06.018	43.153	252.9	14:54:41.508
14		2:33.681	P 40.066	1:09.930	43.685	259.6	15:17:12.700	14		4:32.621	2:48.793	1:06.892	36.936	252.3	14:59:14.129
15		3:34.062	P 1:44.825	1:05.212	44.025	254.1	15:20:46.762	15		2:22.552	40.530	1:05.926	36.096	254.1	15:01:36.681
8							17								
Giuseppe Cipriani			Lamborghini Huracan GT3 EVO				Gerhard Tweraser			Lamborghini Huracan GT3 EVO					
AM				Barone Rampante			PROAM		Jan Seyffert			HP Racing International			
Lap	D	Time	Sector 1	Sector 2	Sector 3	T. Spd	Elapsed	Lap	D	Time	Sector 1	Sector 2	Sector 3	T. Spd	Elapsed
1		14:27:29.592	14:25:37.299	1:12.796	39.497	223.1	14:27:29.592	1		14:23:43.969	14:21:57.779	1:08.859	37.331	231.7	14:23:43.969
2		2:34.474	44.148	1:10.641	39.685	194.2	14:30:04.066	2		2:24.552	41.170	1:05.821	37.561	246.5	14:26:08.521
3		2:39.512	P 43.055	1:07.864	48.593	251.7	14:32:43.578	3		2:26.384	40.772	1:05.362	40.250	249.4	14:28:34.905
4		5:52.711	4:05.487	1:09.170	38.054	248.8	14:38:36.289	4		2:36.200	P 40.758	1:09.378	45.064	248.8	14:31:10.105
5		2:27.308	42.772	1:07.083	37.453	250.5	14:41:03.597	5		4:45.808	3:01.947	1:07.411	36.450	240.0	14:35:55.913
6		2:33.655	P 41.757	1:06.720	45.178	253.5	14:43:37.252	6		2:23.212	40.835	1:05.552	36.825	247.7	14:38:19.125
7		5:17.499	3:32.501	1:07.751	37.247	242.6	14:48:54.751	7		2:33.047	P 43.057	1:05.758	44.232	246.5	14:40:52.172
8		2:25.333	41.901	1:06.152	37.280	250.5	14:51:20.084	8		3:36.142	1:52.352	1:07.004	36.786	247.7	14:44:28.314
9		2:25.378	41.661	1:05.789	37.928	250.5	14:53:45.462	9		2:31.933	P 40.813	1:05.977	45.143	248.2	14:47:00.247
10		2:26.020	43.466	1:05.920	36.634	250.5	14:56:11.482	10		8:10.929	6:22.640	1:10.077	38.212	238.9	14:55:11.176
11		2:24.968	41.307	1:06.031	37.630	251.1	14:58:36.450	11		2:27.939	42.049	1:08.161	37.729	243.7	14:57:39.115
12		2:39.713	P 41.573	1:07.807	50.333	248.8	15:01:16.163	12		2:25.858	41.525	1:06.961	37.372	246.0	15:00:04.973
11							20								
Jens Reno Moller			Honda NSX GT3 Evo				CIRCUIT DE SPA FRANCORCHAMPS			Red Bull Racing					
PROAM		Marcus Paverud		Reno Racing			RACING FUEL		CIRCUIT DE SPA FRANCORCHAMPS			Red Bull Racing			
Lap	D	Time	Sector 1	Sector 2	Sector 3	T. Spd	Elapsed	Lap	D	Time	Sector 1	Sector 2	Sector 3	T. Spd	Elapsed
1		14:22:45.378	14:20:58.799	1:08.834	37.745	233.2	14:22:45.378	1		2:24.993	41.212	1:06.666	37.115	242.6	15:21:09.205
2		2:23.910	40.426	1:06.361	37.123	257.1	14:25:09.288	2		2:31.862	P 41.025	1:06.709	44.128	245.4	15:12:18.074
3		2:23.283	40.547	1:06.371	36.365	257.1	14:27:32.571	3		2:24.412	41.334	1:06.112	36.966	243.7	15:18:44.212
4		2:21.979	40.272	1:05.324	36.383	255.9	14:29:54.550	4		2:29.044	39.772	1:05.769	37.503	260.8	14:53:45.905
5		2:30.432	P 40.228	1:06.675	43.529	254.1	14:32:24.982	5		2:31.469	P 40.550	1:05.934	44.985	257.1	14:56:17.374
6		3:47.479	2:02.723	1:07.205	37.551	252.9	14:36:12.461	6		13:14.671	10:49.877	1:31.478	53.316	103.7	15:09:32.045
7		2:20.683	39.703	1:04.484	36.496	257.7	14:38:33.144	7		3:21.859	1:00.709	1:27.156	53.994	113.2	15:12:53.904
8		2:26.193	P 39.679	1:03.998	42.516	260.2	14:40:59.337	8		2:36.593	P 42.729	1:08.482	45.382	251.7	15:15:30.497
9		5:37.430	3:54.278	1:06.846	36.306	249.4	14:46:36.767	9		3:37.003	1:54.136	1:05.680	37.187	250.5	15:19:07.500
10		2:22.210	39.837	1:06.029	36.344	259.6	14:48:58.977	10		2:21.383	40.255	1:04.673	36.455	254.7	15:21:28.883
11		2:23.884	40.609	1:06.524	36.751	256.5	14:51:22.861	11							
12		2:23.044	39.772	1:05.769	37.503	260.8	14:53:45.905	12							
13		2:31.469	P 40.550	1:05.934	44.985	257.1	14:56:17.374	13							
14		13:14.671	10:49.877	1:31.478	53.316	103.7	15:09:32.045	14							
15		3:21.859	1:00.709	1:27.156	53.994	113.2	15:12:53.904	15							
16		2:36.593	P 42.729	1:08.482	45.382	251.7	15:15:30.497	16							
17		3:37.003	1:54.136	1:05.680	37.187	250.5	15:19:07.500	17							
18		2:21.383	40.255	1:04.673	36.455	254.7	15:21:28.883	18							





Spa Francorchamps
International GT Open
Free Practice - 2
Lap Analysis

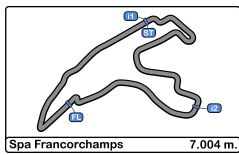


19 Baptiste Moulin Lamborghini Huracan GT3 EVO **24** Maciej Blazek Porsche 991 GT3 Cup gen 2
PRO Yuki Nemoto Vincenzo Sospiri Racing CUPPA Mateusz Lisowski A&P Racing Team PTT Tech

Lap	D	Time	Sector 1	Sector 2	Sector 3	T. Spd	Elapsed	Lap	D	Time	Sector 1	Sector 2	Sector 3	T. Spd	Elapsed
1		14:23:19.452	14:21:33.945	1:08.782	36.725	242.6	14:23:19.452	1		14:23:12.708	14:21:09.000	1:17.155	46.553	152.7	14:23:12.708
2		2:24.733	41.140	1:07.342	36.251	251.1	14:25:44.185	2		2:37.470	44.839	1:12.507	40.124	238.9	14:25:50.178
3		2:21.657	40.537	1:04.535	36.585	250.0	14:28:05.842	3		2:37.961	45.078	1:13.105	39.778	242.6	14:28:28.139
4		2:29.950 P	40.255	1:05.233	44.462	252.3	14:30:35.792	4		2:34.443	43.532	1:11.825	39.086	242.6	14:31:02.582
5		5:10.439	3:28.988	1:04.907	36.544	251.1	14:35:46.231	5		2:35.344	44.022	1:11.773	39.549	242.1	14:33:37.926
6		2:23.783	40.199	1:05.240	38.344	254.7	14:38:10.014	6		2:37.424	43.733	1:12.653	41.038	241.6	14:36:15.350
7		2:21.406	40.193	1:04.947	36.266	254.1	14:40:31.420	7		2:36.177	44.064	1:12.375	39.738	240.0	14:38:51.527
8		2:32.686 P	40.220	1:05.384	47.082	252.9	14:43:04.106	8		2:42.922 P	43.720	1:12.661	46.541	243.2	14:41:34.449
9		4:52.231	3:08.229	1:07.163	36.839	243.2	14:47:56.337	9		3:58.997	2:12.047	1:08.798	38.152	242.1	14:45:33.446
10		2:23.944	40.773	1:06.351	36.820	251.1	14:50:20.281	10		2:29.023	42.219	1:08.726	38.078	245.4	14:48:02.469
11		2:23.154	40.518	1:06.036	36.600	252.3	14:52:43.435	11		2:29.579	42.128	1:09.062	38.389	247.1	14:50:32.048
12		2:25.454	40.300	1:08.551	36.603	255.3	14:55:08.889	12		2:29.945	42.217	1:09.346	38.382	247.7	14:53:01.993
13		2:35.831 P	41.070	1:08.860	45.901	248.8	14:57:44.720	13		2:29.343	42.104	1:08.996	38.243	247.1	14:55:31.336
14		4:42.283	2:58.537	1:07.111	36.635	244.3	15:02:27.003	14		2:38.359 P	43.576	1:10.906	43.877	203.3	14:58:09.695
15		2:24.744	40.739	1:06.893	37.112	250.0	15:04:51.747	15		3:16.939 P	1:23.488	1:09.287	44.164	245.4	15:01:26.634
16		2:23.557	40.592	1:06.159	36.806	251.1	15:07:15.304	26 Maciej Darmetko Porsche 911 GT3 Cup gen 2							
17		2:23.018	40.688	1:05.879	36.451	250.0	15:09:38.322	CUPPA Artur Janosz Q1 by EMG Motorsport							
18		2:35.959	41.046	1:08.379	46.534	247.1	15:12:14.281	Lap D Time Sector 1 Sector 2 Sector 3 T. Spd Elapsed							
19		2:24.337	40.431	1:05.765	38.141	248.8	15:14:38.618	1		14:23:53.265	14:21:59.003	1:13.990	40.272	226.4	14:23:53.265
20		3:45.012 P	40.646	1:08.544	1:55.822	250.5	15:18:23.630	2		2:34.034	43.588	1:11.357	39.089	243.7	14:26:27.299

Lap	D	Time	Sector 1	Sector 2	Sector 3	T. Spd	Elapsed	Lap	D	Time	Sector 1	Sector 2	Sector 3	T. Spd	Elapsed
22		Shaun Balfe Audi R8 GT3 LMS 2019	PROAM Adam Carroll Balfe Motorsport												
1		14:24:21.490	14:22:34.912	1:08.046	38.532	245.4	14:24:21.490	1		14:23:30.328	14:21:28.689	1:19.570	42.069	169.2	14:23:30.328
2		2:22.853	40.493	1:06.097	36.263	254.7	14:26:44.343	2		2:40.694	44.848	1:13.706	42.140	236.8	14:26:11.022
3		2:30.023 P	40.367	1:06.628	43.028	257.7	14:29:14.366	3		2:35.235	43.818	1:10.983	40.434	241.0	14:28:46.257
4		3:36.369	1:54.453	1:05.562	36.354	249.4	14:32:50.735	4		2:35.978	44.072	1:11.980	39.926	238.9	14:31:22.235
5		2:22.426	40.561	1:05.657	36.208	252.9	14:35:13.161	5		3:16.985 P	43.981	1:25.667	1:07.337	238.9	14:34:39.220
6		2:21.765	40.400	1:05.261	36.104	254.1	14:37:34.926	6		8:57.118	7:02.268	1:14.463	40.387	232.7	14:43:36.338
7		2:28.821 P	40.305	1:05.367	43.149	256.5	14:40:03.747	7		2:34.470	43.729	1:11.076	39.665	239.4	14:46:10.808
8		4:06.158	2:19.800	1:08.980	37.378	203.7	14:44:09.905	8		3:25.281 P	47.482	1:32.323	1:05.476	198.8	14:49:36.089
9		2:24.818	40.974	1:06.060	37.784	252.3	14:46:34.723	9		20:59.960 P	18:31.617	1:25.187	1:03.156	186.8	15:10:36.049
10		2:23.762	40.864	1:06.094	36.804	253.5	14:48:58.485	27 Marcio Mauro Porsche 911 GT3 Cup gen 2							
11		2:31.488	41.703	1:07.791	41.994	254.7	14:51:29.973	CUPAM Three Sixty Racing Team			Lap D Time Sector 1 Sector 2 Sector 3 T. Spd Elapsed				
12		2:24.296	40.990	1:06.152	37.154	254.1	14:53:54.269	1		14:23:30.328	14:21:28.689	1:19.570	42.069	169.2	14:23:30.328
13		2:22.984	40.448	1:05.714	36.822	254.7	14:56:17.253	2		2:40.694	44.848	1:13.706	42.140	236.8	14:26:11.022
14		2:52.183 P	44.127	1:14.355	53.701	225.4	14:59:09.436	3		2:35.235	43.818	1:10.983	40.434	241.0	14:28:46.257





Spa Francorchamps
International GT Open
Free Practice - 2
Lap Analysis



32

Fernando Fortes

Porsche 911 GT3 Cup gen 2

47

Alexander Moiseev

Mercedes AMG GT3 - 2020

CUPAM

Three Sixty Racing Team

PROAM

Loris Spinelli

AKM Motorsport

Lap	D	Time	Sector 1	Sector 2	Sector 3	T. Spd	Elapsed	Lap	D	Time	Sector 1	Sector 2	Sector 3	T. Spd	Elapsed
1		14:23:31.595	14:21:30.075	1:19.399	42.121	187.8	14:23:31.595	1		14:22:40.608	14:20:52.337	1:09.914	38.357	235.8	14:22:40.608
2		2:40.264	44.542	1:14.204	41.518	231.2	14:26:11.859	2		2:28.181	41.733	1:08.529	37.919	247.1	14:25:08.789
3		2:36.476	44.425	1:12.396	39.655	234.7	14:28:48.335	3		2:26.346	40.567	1:08.563	37.216	252.9	14:27:35.135
4		2:39.363	43.491	1:11.833	43.039	240.0	14:31:26.698	4		2:25.023	40.462	1:07.554	37.007	254.1	14:30:00.158
5		2:44.039	44.660	1:18.270	41.109	236.8	14:34:10.737	5		2:25.509	40.481	1:07.935	37.093	251.7	14:32:25.667
6		2:48.891 P	44.442	1:12.608	51.841	239.4	14:36:59.628	6		2:24.138	40.334	1:06.854	36.950	255.9	14:34:49.805
7		7:33.904 P	5:22.967	1:16.081	54.856	148.7	14:44:33.532	7		2:24.000	40.303	1:06.833	36.864	254.1	14:37:13.805
8		5:12.960	3:17.137	1:15.228	40.595	203.0	14:49:46.492	8		2:34.184 P	40.435	1:07.151	43.595	253.5	14:39:44.986
9		2:40.162	45.098	1:14.213	40.851	155.6	14:52:26.654	9		6:16.859	4:32.339	1:07.617	36.903	244.3	14:46:01.845
10		2:39.388	45.826	1:13.136	40.426	219.0	14:55:06.042	10		2:24.484	40.928	1:06.688	36.868	251.7	14:48:26.329
11		2:40.629	44.678	1:14.822	41.129	238.9	14:57:46.671	11		2:23.835	40.676	1:06.093	37.066	252.9	14:50:50.164
12		2:40.777	45.200	1:12.953	42.624	235.8	15:00:27.448	12		2:23.814	40.629	1:06.156	37.029	253.5	14:53:13.978
13		2:37.717	44.641	1:12.799	40.277	240.0	15:03:05.165	13		2:23.152	40.432	1:06.067	36.653	253.5	14:55:37.130
14		2:40.363	45.480	1:13.745	41.138	235.8	15:05:45.528	14		2:43.444 P	40.250	1:05.954	57.240	254.1	14:58:20.574
15		2:51.606 P	44.896	1:13.508	53.202	237.3	15:08:37.134	15		6:17.718	4:36.231	1:05.631	35.856	241.6	15:04:38.292
16		4:30.822	2:37.511	1:12.177	41.134	229.2	15:13:07.956	16		2:19.756	40.020	1:04.277	35.459	254.1	15:06:58.048
17		2:38.436	46.088	1:12.365	39.983	222.2	15:15:46.392	17		2:19.351	39.932	1:03.923	35.496	255.3	15:09:17.399
18		2:37.225	44.264	1:12.624	40.337	242.1	15:18:23.617	18		2:19.784	39.928	1:04.145	35.711	254.1	15:11:37.183
19		2:41.878	44.246	1:15.942	41.690	238.9	15:21:05.495	19		2:28.373 P	40.334	1:05.230	42.809	251.7	15:14:05.556
20								20		4:14.586	2:29.216	1:04.891	40.479	253.5	15:18:20.142
21								21		2:19.828	39.701	1:04.197	35.930	254.7	15:20:39.970

44

Eugenio Pisani

Porsche 911 GT3 Cup gen 1

CUPPA

Stefano Bozzoni

Eugenio Pisani

Lap	D	Time	Sector 1	Sector 2	Sector 3	T. Spd	Elapsed
1		14:32:00.527 P	14:29:42.051	1:21.115	57.361	141.7	14:32:00.527
2		5:02.642	3:07.447	1:15.861	39.334	180.6	14:37:03.169
3		2:32.732	42.965	1:10.452	39.315	241.6	14:39:35.901
4		2:32.068	42.731	1:10.474	38.863	243.7	14:42:07.969
5		2:35.020	42.625	1:13.168	39.227	242.1	14:44:42.989
6		2:31.562	42.431	1:10.572	38.559	244.3	14:47:14.551
7		2:41.435 P	42.504	1:11.449	47.482	241.6	14:49:55.986
8		5:00.123	2:58.771	1:17.438	43.914	221.7	14:54:56.109
9		2:55.720	47.266	1:20.841	47.613	222.6	14:57:51.829
10		2:42.788	45.943	1:14.885	41.960	231.7	15:00:34.617
11		3:00.404 P	45.877	1:21.099	53.428	223.1	15:03:35.021
12		4:17.942	2:18.098	1:15.619	44.225	215.1	15:07:52.963
13		2:54.029 P	45.645	1:19.159	49.225	229.2	15:10:46.992
14		6:45.912	4:55.438	1:11.359	39.115	241.6	15:17:32.904
15		2:32.617	42.995	1:10.534	39.088	240.0	15:20:05.521

50

Filip Teunkens

Porsche 992 GT3 Cup

CUPPA

Jaap Van Lagen

Q1 by EMG Motorsport

Lap	D	Time	Sector 1	Sector 2	Sector 3	T. Spd	Elapsed
1		14:28:29.350	14:26:27.242	1:19.850	42.258	153.8	14:28:29.350
2		2:33.407	43.761	1:10.988	38.658	242.6	14:31:02.757
3		2:30.614	42.703	1:09.408	38.503	243.7	14:33:33.371
4		2:42.313 P	42.841	1:10.843	48.629	244.3	14:36:15.684
5		11:05.209	9:12.867	1:12.509	39.833	238.4	14:47:20.893
6		2:33.223	43.142	1:10.663	39.418	242.1	14:49:54.116
7		2:33.703	43.645	1:10.852	39.206	240.5	14:52:27.819
8		2:33.078	43.163	1:10.862	39.053	243.2	14:55:00.897
9		2:36.164	45.030	1:11.831	39.303	236.8	14:57:37.061
10		2:44.020 P	43.430	1:12.262	48.328	214.7	15:00:21.081

53

Nicolas Vandierendonck

Porsche 992 GT3 Cup

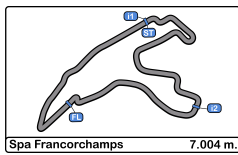
CUPAM

Dirk Schouten

Q1 by EMG Motorsport

Lap	D	Time	Sector 1	Sector 2	Sector 3	T. Spd	Elapsed
1		14:25:51.927	14:23:27.741	1:35.534	48.652	142.4	14:25:51.927
2		2:35.085	44.432	1:10.934	39.719	237.8	14:28:27.012
3		2:33.457	43.260	1:11.339	38.858	241.0	14:31:00.469
4		2:31.110	43.189	1:09.323	38.598	241.0	14:33:31.579
5		2:32.067	42.885	1:10.186	38.996	243.7	14:36:03.646
6		2:31.752	43.220	1:09.528	39.004	241.6	14:38:35.398
7		2:45.299 P	45.091	1:11.479	48.729	240.5	14:41:20.697
8		7:10.177	5:19.461	1:11.568	39.148	235.2	14:48:30.874
9		2:30.368	42.869	1:09.136	38.363	242.6	14:51:01.242
10		2:30.629	43.079	1:09.294	38.256	240.5	14:53:31.871
11		2:30.083	42.656	1:08.689	38.738	243.7	14:56:01.954
12		2:46.739 P	44.550	1:12.453	49.736	237.8	14:58:48.693
13		10:47.823	8:59.337	1:09.862	38.624	234.7	15:09:36.516
14		2:30.865	43.094	1:09.032	38.739	237.8	15:12:07.381
15		2:29.294	42.503	1:08.454	38.337	244.3	15:14:36.675
16		2:37.507 P	42.600	1:09.103	45.804	238.9	15:17:14.182





Spa Francorchamps
International GT Open
Free Practice - 2
Lap Analysis



54 Jan Lauryssen Porsche 992 GT3 Cup **63** Michele Beretta Lamborghini Huracan GT3 EVO

CUPPA Bas Schouten Q1 by EMG Motorsport PRO Frederik Schandorff Vincenzo Sospiri Racing

Lap	D	Time	Sector 1	Sector 2	Sector 3	T. Spd	Elapsed	Lap	D	Time	Sector 1	Sector 2	Sector 3	T. Spd	Elapsed
1		14:22:46.724	14:20:52.631	1:14.631	39.462	193.2	14:22:46.724	1		14:26:06.746	14:24:19.900	1:08.985	37.861	212.1	14:26:06.746
2		2:30.049	42.671	1:09.412	37.966	242.1	14:25:16.773	2		2:34.893	41.114	1:05.460	48.319	252.9	14:28:41.639
3		2:28.797	42.412	1:08.367	38.018	244.8	14:27:45.570	3		2:37.813	40.276	1:04.901	52.636	252.9	14:31:19.452
4		2:30.451	42.190	1:10.169	38.092	237.3	14:30:16.021	4		2:21.993	40.358	1:05.038	36.597	251.1	14:33:41.445
5		2:28.940	42.502	1:08.646	37.792	240.5	14:32:44.961	5		2:22.671	40.008	1:05.614	37.049	255.9	14:36:04.116
6		2:38.497 P	42.466	1:11.426	44.605	241.6	14:35:23.458	6		2:22.030	40.489	1:05.430	36.111	252.3	14:38:26.146
7		4:51.496	3:03.520	1:09.012	38.964	240.5	14:40:14.954	7		2:20.751	40.016	1:04.628	36.107	255.9	14:40:46.897
8		2:29.454	42.304	1:08.911	38.239	244.3	14:42:44.408	8		2:21.510	40.085	1:05.094	36.331	252.9	14:43:08.407
9		2:28.814	42.216	1:08.687	37.911	242.1	14:45:13.222	9		2:34.807 P	43.072	1:07.674	44.061	247.1	14:45:43.214
10		2:30.713	42.652	1:09.696	38.365	242.1	14:47:43.935	10		4:22.340	2:33.300	1:08.543	40.497	251.7	14:50:05.554
11		2:39.257 P	42.487	1:09.477	47.293	244.8	14:50:23.192	11		2:31.197 P	40.157	1:07.634	43.406	255.9	14:52:36.751
12		7:46.986	5:58.933	1:09.692	38.361	238.9	14:58:10.178	12		3:12.778 P	1:22.014	1:06.925	43.839	254.1	14:55:49.529
13		2:29.591	42.209	1:09.101	38.281	244.3	15:00:39.769	13		5:39.951	3:56.241	1:05.320	38.390	249.4	15:01:29.480
14		2:29.625	42.298	1:09.261	38.066	245.4	15:03:09.394	14		2:21.045	40.168	1:04.816	36.061	254.1	15:03:50.525
15		2:43.902 P	42.640	1:13.592	47.670	244.3	15:05:53.296	15		2:20.934	39.998	1:04.785	36.148	254.7	15:06:11.456
16		5:07.960 P	3:09.678	1:12.082	46.200	231.7	15:11:01.256	16		2:28.010 P	39.916	1:05.115	42.979	254.7	15:08:39.466
17		3:37.793	1:48.521	1:09.617	39.655	190.4	15:14:39.049	17		6:55.695	5:13.616	1:05.748	36.331	250.5	15:15:35.161
18		2:37.905 P	43.186	1:09.613	45.106	242.6	15:17:16.954	18		2:21.019	40.220	1:04.792	36.007	252.3	15:17:56.180
19								19		2:20.976	39.995	1:04.821	36.160	252.9	15:20:17.156

55 Laurent de Meeus Ferrari 488 GT3 **72** Nick Moss McLaren 720 S GT3

PROAM Jaime Stanley FF Corse PROAM Joe Osborne Inception Racing

Lap	D	Time	Sector 1	Sector 2	Sector 3	T. Spd	Elapsed	Lap	D	Time	Sector 1	Sector 2	Sector 3	T. Spd	Elapsed
1		14:23:03.915	14:21:18.163	1:08.332	37.420	240.5	14:23:03.915	1		14:24:20.099	14:22:37.469	1:06.144	36.486	255.3	14:24:20.099
2		2:22.812	40.311	1:05.885	36.616	257.7	14:25:26.727	2		2:24.123	40.020	1:05.136	35.967	260.2	14:26:41.222
3		2:23.040	40.328	1:05.668	37.044	257.7	14:27:49.767	3		2:27.004 P	40.096	1:05.384	41.524	260.8	14:29:08.226
4		2:32.374 P	40.485	1:06.757	45.132	255.9	14:30:22.141	4		5:12.418	3:31.287	1:05.168	35.963	258.9	14:34:20.644
5		5:22.473	3:40.394	1:05.830	36.249	251.7	14:35:44.614	5		2:21.433	39.671	1:05.442	36.320	262.7	14:36:42.077
6		2:27.767	40.382	1:06.381	41.004	257.7	14:38:12.381	6		2:27.445 P	40.038	1:05.793	41.614	261.5	14:39:09.522
7		2:21.577	39.971	1:05.289	36.317	258.3	14:40:33.958	7		4:05.777	2:21.362	1:07.676	36.739	253.5	14:43:15.299
8		2:33.184 P	40.515	1:05.913	46.756	255.9	14:43:07.142	8		2:25.258	41.044	1:07.381	36.833	256.5	14:45:40.557
9		5:37.216	3:45.248	1:13.226	38.742	243.7	14:48:44.358	9		2:24.406	40.774	1:07.053	36.579	257.7	14:48:04.963
10		2:31.592	41.880	1:09.599	40.113	253.5	14:51:15.950	10		2:35.862 P	40.819	1:08.632	46.411	259.6	14:50:40.825
11		2:55.119	41.458	1:09.000	1:04.661	251.1	14:54:11.069	11		3:30.259	1:46.723	1:06.682	36.854	254.1	14:54:11.084
12		2:34.174	44.190	1:12.251	37.730	198.5	14:56:45.240	12		2:22.819	40.681	1:05.900	36.238	255.9	14:56:33.903
13		2:29.769	41.457	1:09.436	38.876	254.7	14:59:15.009	13		2:24.806	40.356	1:05.682	38.768	258.3	14:58:58.709
14		2:38.487 P	41.557	1:08.976	47.954	254.7	15:01:53.496	14		2:23.295	40.358	1:06.128	36.809	260.8	15:01:22.004
15		5:56.006	4:07.529	1:10.019	38.458	248.8	15:07:49.502	15		2:30.850 P	40.779	1:06.614	43.457	257.1	15:03:52.854
16		2:30.210	41.178	1:09.055	39.977	253.5	15:10:19.712	16		4:11.174	2:28.535	1:06.028	36.611	256.5	15:08:04.028
17		2:28.976	41.461	1:08.474	39.041	251.1	15:12:48.688	17		2:23.995	40.559	1:06.516	36.920	258.9	15:10:28.023
18		2:26.849	41.501	1:08.217	37.131	251.1	15:15:15.537	18		2:24.491	40.527	1:06.093	37.871	257.7	15:12:52.514
19		2:27.899	41.068	1:08.121	38.710	252.9	15:17:43.436	19		2:40.514 P	40.418	1:10.954	49.142	258.3	15:15:33.028
20		2:29.439	41.061	1:10.464	37.914	251.1	15:20:12.875	20		3:42.415	2:00.860	1:05.563	35.992	258.3	15:19:15.443
21								21		2:26.336 P	39.830	1:05.095	41.411	259.6	15:21:41.779





Spa Francorchamps
International GT Open
Free Practice - 2
Lap Analysis



77

Al Faisal Al Zubair

Porsche 911 GT3-R II 2019

Michael Dinan

Aston Martin GT3 AMR MY2019

PRO Andy Soucek

Lechner Racing

PRO

Robby Foley

TF Sport

Lap	D	Time	Sector 1	Sector 2	Sector 3	T. Spd	Elapsed	Lap	D	Time	Sector 1	Sector 2	Sector 3	T. Spd	Elapsed
1		14:23:10.390	14:21:18.771	1:11.685	39.934	240.0	14:23:10.390	1		14:22:54.488	14:20:52.935	1:17.743	43.810	145.7	14:22:54.488
2		2:19.475	40.012	1:04.113	35.350	254.1	14:25:29.865	2		2:47.824	49.373	1:12.868	45.583	149.1	14:25:42.312
3		2:19.905	39.375	1:03.778	35.652	257.7	14:27:48.670	3		2:40.329 P	44.196	1:10.273	45.860	240.0	14:28:22.641
4		2:26.950 P	39.329	1:05.218	42.403	259.6	14:30:15.620	4		9:03.933	7:19.672	1:07.412	36.849	227.8	14:37:26.574
5		4:21.121	2:38.903	1:06.101	36.117	245.4	14:34:36.741	5		2:23.544	40.829	1:06.360	36.355	250.0	14:39:50.118
6		2:21.726	40.254	1:04.407	37.065	251.7	14:36:58.467	6		2:23.384	40.679	1:05.792	36.913	250.0	14:42:13.502
7		2:19.377	39.780	1:03.862	35.735	252.9	14:39:17.844	7		2:24.357	40.647	1:07.257	36.453	248.8	14:44:37.859
8		2:30.315 P	40.373	1:05.786	44.156	252.9	14:41:48.159	8		2:31.066 P	40.934	1:06.383	43.749	251.1	14:47:08.925
9		7:48.809	6:05.904	1:06.776	36.129	249.4	14:49:36.968	9		3:53.047	2:06.921	1:08.949	37.177	252.3	14:51:01.972
10		2:19.451	39.721	1:03.967	35.763	254.1	14:51:56.419	10		2:25.878	42.141	1:07.021	36.716	250.0	14:53:27.850
11		2:19.665	39.646	1:04.383	35.636	254.1	14:54:16.084	11		2:24.880	40.837	1:07.118	36.925	252.3	14:55:52.730
12		2:19.825	39.614	1:04.562	35.649	257.1	14:56:35.909	12		2:25.468	41.359	1:06.763	37.346	249.4	14:58:18.198
13		2:22.216	39.670	1:04.744	37.802	256.5	14:58:58.125	13		2:34.333 P	41.574	1:07.406	45.353	253.5	15:00:52.531
14		2:21.087	39.790	1:04.811	36.486	256.5	15:01:19.212	14		4:01.226	2:14.203	1:09.803	37.220	250.0	15:04:53.757
15		2:20.404	39.841	1:04.882	35.681	253.5	15:03:39.616	15		2:23.475	40.762	1:06.031	36.682	252.3	15:07:17.232
16		2:20.323	39.840	1:04.759	35.724	254.1	15:05:59.939	16		2:23.805	41.729	1:05.812	36.264	251.1	15:09:41.037
17		2:20.995	39.814	1:04.893	36.288	254.1	15:08:20.934	17		2:32.892 P	40.464	1:07.714	44.714	249.4	15:12:13.929
18		2:22.064	41.273	1:04.965	35.826	249.4	15:10:42.998	18		5:28.669	3:46.473	1:05.597	36.599	246.5	15:17:42.598
19		2:20.969	39.790	1:04.617	36.562	250.5	15:13:03.967	19		2:30.836 P	40.470	1:04.152	46.214	250.0	15:20:13.434
20		2:20.703	39.929	1:04.782	35.992	251.1	15:15:24.670	100							
21		2:20.448	39.755	1:04.822	35.871	255.9	15:17:45.118	CUPPA Jan Antoszewski Alda Motorsport							
22		2:29.499 P	39.924	1:05.949	43.626	254.1	15:20:14.617	Jakub Dwernicki Porsche 911 GT3 Cup gen 2							

88

Patryk Krupinski

McLaren 720 S GT3

PROAM

Christian Kliken

JP Motorsport

Lap	D	Time	Sector 1	Sector 2	Sector 3	T. Spd	Elapsed	Lap	D	Time	Sector 1	Sector 2	Sector 3	T. Spd	Elapsed
1		14:23:02.513	14:21:03.408	1:17.960	41.145	229.2	14:23:02.513	1		14:23:15.746	14:21:17.195	1:17.836	40.715	230.7	14:23:15.746
2		2:21.040	40.244	1:04.466	36.330	253.5	14:25:23.553	2		2:34.646	43.562	1:11.661	39.423	242.1	14:25:50.392
3		2:20.630	40.062	1:04.555	36.013	252.9	14:27:44.183	3		2:33.292	43.636	1:11.048	38.608	241.6	14:28:23.684
4		2:29.900 P	39.930	1:07.012	42.958	237.3	14:30:14.083	4		2:32.710	42.747	1:10.718	39.245	242.1	14:30:56.394
5		5:15.962	3:33.250	1:06.846	35.866	254.7	14:35:30.045	5		2:34.243	42.608	1:12.360	39.275	242.6	14:33:30.637
6		2:22.087	40.004	1:06.029	36.054	260.8	14:37:52.132	6		2:43.455 P	42.911	1:14.714	45.830	243.2	14:36:14.092
7		2:21.814	39.671	1:05.610	36.533	262.1	14:40:13.946	7		5:47.467	3:57.323	1:10.819	39.325	240.0	14:42:01.559
8		2:56.802 P	39.953	1:20.499	56.350	232.7	14:43:10.748	8		2:34.364	42.707	1:12.527	39.130	243.2	14:44:35.923
9		25:55.982 P	24:00.956	1:08.898	46.128	238.4	15:09:06.730	9		2:44.367 P	42.923	1:12.413	49.031	242.6	14:47:20.290
10		3:29.040	1:46.730	1:06.065	36.245	252.3	15:12:35.770	10		5:14.924	3:20.769	1:14.372	39.783	235.8	14:52:35.214
11		2:20.758	40.034	1:04.620	36.104	236.8	15:14:56.528	11		2:39.235	44.541	1:14.785	39.909	238.4	14:55:14.449
12		2:20.742	40.042	1:04.582	36.118	243.2	15:17:17.270	12		2:47.789 P	43.905	1:13.236	50.648	240.5	14:58:02.238
13		2:21.196	39.952	1:04.755	36.489	249.4	15:19:38.466	13		4:45.984	2:46.976	1:17.324	41.684	181.8	15:02:48.222
14		2:21.064	39.944	1:04.451	36.669	240.5	15:21:59.530	14		2:49.569 P	44.463	1:13.297	51.809	235.2	15:05:37.791

126

Albert Estragués

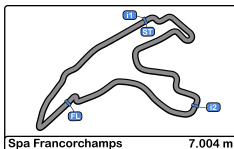
Transam Euro Ford Mustang 2018

CUPAM

Three Sixty Racing Team

Lap	D	Time	Sector 1	Sector 2	Sector 3	T. Spd	Elapsed
1		14:26:05.089	14:24:02.271	1:20.682	42.136	163.3	14:26:05.089
2		2:46.836	48.119	1:17.934	40.783	236.3	14:28:51.925
3		2:38.365	45.833	1:12.601	39.931	236.8	14:31:30.290
4		2:36.536	44.154	1:12.490	39.892	240.5	14:34:06.826
5		2:34.829	44.167	1:11.498	39.164	236.8	14:36:41.655
6		2:36.092	44.122	1:11.535	39.435	241.6	14:39:16.747
7		2:34.293	43.869	1:11.106	39.318	242.6	14:41:51.040
8		3:06.084 P	47.771	1:25.428	52.885	199.6	14:44:57.124
9		12:52.689	10:51.062	1:20.202	41.425	184.6	14:57:49.813
10		2:36.629	43.865	1:11.596	40.168	240.0	15:00:25.442
11		2:33.406	43.702	1:10.621	39.083	243.2	15:02:58.848
12		2:32.800	43.272	1:10.249	39.279	242.1	15:05:31.648
13		2:33.162	43.525	1:10.293	39.344	243.2	15:08:04.810
14		2:54.845 P	43.586	1:19.055	52.204	212.5	15:10:59.655



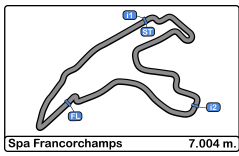


Spa Francorchamps
International GT Open
Free Practice - 2
Best Sectors Results



Sector - 1				Sector - 2				Sector - 3				Ideal Lap vs Best Lap			
Clas	Nº	Driver	Time	Nº	Driver	Time	Nº	Driver	Time	Clas	Nº	Driver	Ideal Lap	Best Lap	Clas
1	77	Al Zubair - Soucek	39.329	77	Al Zubair - Soucek	1:03.778	77	Al Zubair - Soucek	35.350	1	77	Al Zubair - Soucek	2:18.457	2:19.377	2
2	14	Scholze - Liebhauser	39.650	47	Moiseev - Spinelli	1:03.923	47	Moiseev - Spinelli	35.459	2	47	Moiseev - Spinelli	2:19.083	2:19.351	1
3	88	Krupinski - Klien	39.671	11	Reno Moller - Paverud	1:03.998	88	Krupinski - Klien	35.866	3	11	Reno Moller - Paverud	2:19.983	2:20.683	6
4	72	Moss - Osborne	39.671	97	Dinan - Foley	1:04.152	7	Iribe - Millroy	35.874	4	88	Krupinski - Klien	2:19.988	2:20.630	5
5	11	Reno Moller - Paverud	39.679	88	Krupinski - Klien	1:04.451	14	Scholze - Liebhauser	35.919	5	14	Scholze - Liebhauser	2:20.281	2:20.281	3
6	47	Moiseev - Spinelli	39.701	19	Moulin - Nemoto	1:04.535	72	Moss - Osborne	35.963	6	7	Iribe - Millroy	2:20.361	2:20.361	4
7	7	Iribe - Millroy	39.815	63	Beretta - Schandorff	1:04.628	63	Beretta - Schandorff	36.007	7	63	Beretta - Schandorff	2:20.551	2:20.751	7
8	63	Beretta - Schandorff	39.916	7	Iribe - Millroy	1:04.672	22	Balfe - Carroll	36.104	8	72	Moss - Osborne	2:20.729	2:21.433	9
9	55	de Meeus - Stanley	39.971	14	Scholze - Liebhauser	1:04.712	55	de Meeus - Stanley	36.249	9	97	Dinan - Foley	2:20.880	2:23.384	13
10	19	Moulin - Nemoto	40.193	72	Moss - Osborne	1:05.095	19	Moulin - Nemoto	36.251	10	19	Moulin - Nemoto	2:20.979	2:21.406	8
11	22	Balfe - Carroll	40.305	22	Balfe - Carroll	1:05.261	97	Dinan - Foley	36.264	11	55	de Meeus - Stanley	2:21.509	2:21.577	10
12	97	Dinan - Foley	40.464	55	de Meeus - Stanley	1:05.289	11	Reno Moller - Paverud	36.306	12	22	Balfe - Carroll	2:21.670	2:21.765	11
13	17	McKansy - Seyffert	40.758	17	McKansy - Seyffert	1:05.362	17	McKansy - Seyffert	36.450	13	17	McKansy - Seyffert	2:22.570	2:23.212	12
14	8	Giuseppe Cipriani	41.307	8	Giuseppe Cipriani	1:05.789	8	Giuseppe Cipriani	36.634	14	8	Giuseppe Cipriani	2:23.730	2:24.968	14
15	26	Darmetko - Janosz	41.473	26	Darmetko - Janosz	1:08.205	26	Darmetko - Janosz	37.413	15	26	Darmetko - Janosz	2:27.091	2:27.540	15
16	24	Blazek - Lisowski	42.104	54	Laurysen - Schouten	1:08.367	54	Laurysen - Schouten	37.792	16	54	Laurysen - Schouten	2:28.349	2:28.797	16
17	54	Laurysen - Schouten	42.190	53	Vandierendonck - Schouten	1:08.454	24	Blazek - Lisowski	38.078	17	24	Blazek - Lisowski	2:28.908	2:29.023	17
18	44	Pisani - Bozzoni	42.431	24	Blazek - Lisowski	1:08.726	53	Vandierendonck - Schouten	38.256	18	53	Vandierendonck - Schouten	2:29.213	2:29.294	18
19	53	Vandierendonck - Schouten	42.503	50	Teunkens - Van Lagen	1:09.408	50	Teunkens - Van Lagen	38.503	19	50	Teunkens - Van Lagen	2:30.614	2:30.614	19
20	100	Dwernicki - Antoszewski	42.608	126	Albert Estragués	1:10.249	44	Pisani - Bozzoni	38.559	20	44	Pisani - Bozzoni	2:31.442	2:31.562	20
21	50	Teunkens - Van Lagen	42.703	44	Pisani - Bozzoni	1:10.452	100	Dwernicki - Antoszewski	38.608	21	100	Dwernicki - Antoszewski	2:31.934	2:32.710	21
22	126	Albert Estragués	43.272	100	Dwernicki - Antoszewski	1:10.718	126	Albert Estragués	39.083	22	126	Albert Estragués	2:32.604	2:32.800	22
23	32	Fernando Fortes	43.491	27	Marcio Mauro	1:10.983	32	Fernando Fortes	39.655	23	27	Marcio Mauro	2:34.377	2:34.470	23
24	27	Marcio Mauro	43.729	32	Fernando Fortes	1:11.833	27	Marcio Mauro	39.665	24	32	Fernando Fortes	2:34.979	2:36.476	24



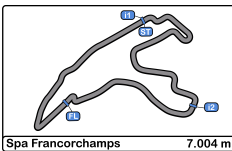


Spa Francorchamps
International GT Open
Free Practice - 2
Best 5 Lap Times



Cl	N°	Entrant/Team	Nat	Driver 1	Nat	Driver 2	Nat	Vehicle	Cat	Cl	Best 1		Best 2		Best 3		Best 4		Best 5	
											Time	Lap	Time	Lap	Time	Lap	Time	Lap	Time	Lap
1	47	AKM Motorsport	UKR	Alexander Moiseev	RUS	Loris Spinelli	ITA	Mercedes AMG GT3 - 2020	PROAM	1	2:19.351	17	2:19.756	16	2:19.784	18	2:19.828	21	2:23.152	13
2	77	Lechner Racing	AUT	Al Faisal Al Zubair	DMA	Andy Soucek	ESP	Porsche 911 GT3-R II 2019	PRO	1	2:19.377	7	2:19.451	10	2:19.475	2	2:19.665	11	2:19.825	12
3	14	AKM Motorsport	GBR	Florian Scholze	BEL	Jens Liebhauser	DEU	Mercedes AMG GT3 - 2020	AM	1	2:20.281	12	2:21.193	20	2:21.222	19	2:21.603	16	2:22.375	18
4	7	Inception Racing	GBR	Brendan Iribe	USA	Ollie Millroy	GBR	McLaren 720 S GT3	PROAM	2	2:20.361	4	2:21.345	2	2:21.804	9	2:22.388	11	2:22.491	10
5	88	JP Motorsport	POL	Patryk Krupinski	POL	Christian Kliem	AUT	McLaren 720 S GT3	PROAM	3	2:20.630	3	2:20.742	12	2:20.758	11	2:21.040	2	2:21.064	14
6	11	Reno Racing	DNK	Jens Reno Moller	DNK	Marcus Paverud	NOR	Honda NSX GT3 Evo	PROAM	4	2:20.683	7	2:21.383	18	2:21.979	4	2:22.210	10	2:23.283	3
7	63	Vincenzo Sospiri Racing	ITA	Michele Beretta	ITA	Frederik Schandorff	DNK	Lamborghini Huracan GT3 EVO	PRO	2	2:20.751	7	2:20.976	19	2:21.019	18	2:21.045	14	2:21.510	8
8	19	Vincenzo Sospiri Racing	ITA	Baptiste Moulin	BEL	Yuki Nemoto	JPN	Lamborghini Huracan GT3 EVO	PRO	3	2:21.406	7	2:21.657	3	2:23.018	17	2:23.154	11	2:23.557	16
9	72	Inception Racing	GBR	Nick Moss	GBR	Joe Osborne	GBR	McLaren 720 S GT3	PROAM	5	2:21.433	5	2:22.819	12	2:23.295	14	2:23.995	17	2:24.406	9
10	55	FF Corse	GBR	Laurent de Meeus	BEL	Jaime Stanley	GBR	Ferrari 488 GT3	PROAM	6	2:21.577	7	2:22.812	2	2:23.040	3	2:26.849	18	2:27.767	6
11	22	Balfe Motorsport	GBR	Shaun Balfe	GBR	Adam Carroll	GBR	Audi R8 GT3 LMS 2019	PROAM	7	2:21.765	6	2:22.426	5	2:22.853	2	2:22.984	13	2:23.762	10
12	17	HP Racing International	DEU	Gerhard Tweraser	AUT	Jan Seyffert	DEU	Lamborghini Huracan GT3 EVO	PROAM	8	2:23.212	6	2:24.412	19	2:24.731	15	2:24.993	20	2:25.088	16
13	97	TF Sport	GBR	Michael Dinan	USA	Robby Foley	USA	Aston Martin GT3 AMR MY2019	PRO	4	2:23.384	6	2:23.475	15	2:23.544	5	2:23.805	16	2:24.357	7
14	8	Barone Rampante	ITA	Giuseppe Cipriani	ITA			Lamborghini Huracan GT3 EVO	AM	2	2:24.968	11	2:25.333	8	2:25.378	9	2:26.020	10	2:27.308	5
15	26	Q1 by EMG Motorsport	BEL	Maciej Darmetko	POL	Artur Janosz	POL	Porsche 911 GT3 Cup gen 2	CUPPA	1	2:27.540	9	2:27.548	10	2:27.791	8	2:32.963	15	2:33.070	4
16	54	Q1 by EMG Motorsport	BEL	Jan Laurysen	BEL	Bas Schouten	NLD	Porsche 992 GT3 Cup	CUPPA	2	2:28.797	3	2:28.814	9	2:28.940	5	2:29.454	8	2:29.591	13
17	24	A&P Racing Team PTT Tech Support	POL	Maciej Blazek	POL	Mateusz Lisowski	POL	Porsche 991 GT3 Cup gen 2	CUPPA	3	2:29.023	10	2:29.343	13	2:29.579	11	2:29.945	12	2:35.344	5
18	53	Q1 by EMG Motorsport	BEL	Nicolas Vandierendonck	BEL	Dirk Schouten	NLD	Porsche 992 GT3 Cup	CUPAM	1	2:29.294	15	2:30.083	11	2:30.368	9	2:30.629	10	2:30.865	14
19	50	Q1 by EMG Motorsport	BEL	Filip Teunkens	BEL	Jaap Van Lagen	NLD	Porsche 992 GT3 Cup	CUPPA	4	2:30.614	3	2:33.078	8	2:33.223	6	2:33.703	7	2:36.164	9
20	44	Eugenio Pisani	ITA	Eugenio Pisani	ITA	Stefano Bozzoni	ITA	Porsche 911 GT3 Cup gen 1	CUPPA	5	2:31.562	6	2:32.068	4	2:32.617	15	2:32.732	3	2:35.020	5
21	100	Alda Motorsport	POL	Jakub Dwernicki	POL	Jan Antoszewski	POL	Porsche 911 GT3 Cup gen 2	CUPPA	6	2:32.710	4	2:33.292	3	2:34.243	5	2:34.364	8	2:34.646	2
22	126	Three Sixty Racing Team	AND	Albert Estragués	ESP			Transam Euro Ford Mustang 2018	CUPAM	2	2:32.800	12	2:33.162	13	2:33.406	11	2:34.293	7	2:34.829	5
23	27	Three Sixty Racing Team	AND	Marcio Mauro	BRA			Porsche 911 GT3 Cup gen 2	CUPAM	3	2:34.470	7	2:35.235	3	2:35.978	4	2:40.694	2	3:16.985	5
24	32	Three Sixty Racing Team	AND	Fernando Fortes	BRA			Porsche 911 GT3 Cup gen 2	CUPAM	4	2:36.476	3	2:37.225	18	2:37.717	13	2:38.436	17	2:40.162	9





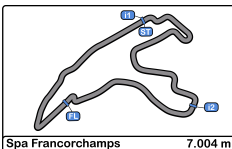
Spa Francorchamps
International GT Open
Free Practice - 2
Best 5 Top Speeds



Top 1 **Top 2** **Top 3** **Top 4** **Top 5**

Cl	N°	Entrant/Team	Nat	Driver 1	Nat	Driver 2	Nat	Vehicle	Cat	Cl	Top 1		Top 2		Top 3		Top 4		Top 5		Avg
											Km/h	Lap	Km/h	Lap	Km/h	Lap	Km/h	Lap	Km/h	Lap	
1	72	Inception Racing	GBR	Nick Moss	GBR	Joe Osborne	GBR	McLaren 720 S GT3	PROAM	1	262.7	5	261.5	6	260.8	3	260.8	14	260.2	2	261.2
2	88	JP Motorsport	POL	Patryk Krupinski	POL	Christian Klien	AUT	McLaren 720 S GT3	PROAM	2	262.1	7	260.8	6	254.7	5	253.5	2	252.9	3	256.8
3	7	Inception Racing	GBR	Brendan Iribe	USA	Ollie Millroy	GBR	McLaren 720 S GT3	PROAM	3	261.5	11	260.8	8	260.8	9	260.2	3	260.2	4	260.7
4	11	Reno Racing	DNK	Jens Reno Moller	DNK	Marcus Paverud	NOR	Honda NSX GT3 Evo	PROAM	4	260.8	12	260.2	8	259.6	10	257.7	7	257.1	2	259.1
5	77	Lechner Racing	AUT	Al Faisal Al Zubair	OMN	Andy Soucek	ESP	Porsche 911 GT3-R II 2019	PRO	1	259.6	4	257.7	3	257.1	12	256.5	13	256.5	14	257.5
6	14	AKM Motorsport	SMR	Florian Scholze	DEU	Jens Liebhauser	DEU	Mercedes AMG GT3 - 2020	AM	1	258.3	8	257.7	12	257.1	4	256.5	17	256.5	18	257.2
7	55	FF Corse	GBR	Laurent de Meeus	BEL	Jaime Stanley	GBR	Ferrari 488 GT3	PROAM	5	258.3	7	257.7	2	257.7	3	257.7	6	255.9	4	257.5
8	22	Balfe Motorsport	GBR	Shaun Balfe	GBR	Adam Carroll	GBR	Audi R8 GT3 LMS 2019	PROAM	6	257.7	3	256.5	7	254.7	2	254.7	11	254.7	13	255.6
9	47	AKM Motorsport	SMR	Alexander Moiseev	RUS	Loris Spinelli	ITA	Mercedes AMG GT3 - 2020	PROAM	7	255.9	6	255.3	17	254.7	21	254.1	4	254.1	7	254.8
10	63	Vincenzo Sospiri Racing	ITA	Michele Beretta	ITA	Frederik Schandorff	DNK	Lamborghini Huracan GT3 EVO	PRO	2	255.9	5	255.9	7	255.9	11	254.7	15	254.7	16	255.4
11	19	Vincenzo Sospiri Racing	ITA	Baptiste Moulin	BEL	Yuki Nemoto	JPN	Lamborghini Huracan GT3 EVO	PRO	3	255.3	12	254.7	6	254.1	7	252.9	8	252.3	4	253.8
12	8	Barone Rampante	ITA	Giuseppe Cipriani	ITA			Lamborghini Huracan GT3 EVO	AM	2	253.5	6	251.7	3	251.1	11	250.5	5	250.5	8	251.5
13	97	TF Sport	GBR	Michael Dinan	USA	Robby Foley	USA	Aston Martin GT3 AMR MY2019	PRO	4	253.5	13	252.3	9	252.3	11	252.3	15	251.1	8	252.3
14	26	Q1 by EMG Motorsport	BEL	Maciej Darmetko	POL	Artur Janosz	POL	Porsche 911 GT3 Cup gen 2	CUPPA	1	250.5	10	249.4	9	247.7	8	246.5	4	246.5	5	248.1
15	17	HP Racing International	DEU	Gerhard Tweraser	AUT	Jan Seyffert	DEU	Lamborghini Huracan GT3 EVO	PROAM	8	249.4	3	248.8	4	248.2	9	247.7	6	247.7	8	248.3
16	24	A&P Racing Team PTT Tech Support	POL	Maciej Blazek	POL	Mateusz Lisowski	POL	Porsche 991 GT3 Cup gen 2	CUPPA	2	247.7	12	247.1	11	247.1	13	245.4	10	245.4	15	246.5
17	54	Q1 by EMG Motorsport	BEL	Jan Laurysen	BEL	Bas Schouten	NLD	Porsche 992 GT3 Cup	CUPPA	3	245.4	14	244.8	3	244.8	11	244.3	8	244.3	13	244.7
18	44	Eugenio Pisani	ITA	Eugenio Pisani	ITA	Stefano Bozzoni	ITA	Porsche 911 GT3 Cup gen 1	CUPPA	4	244.3	6	243.7	4	242.1	5	241.6	3	241.6	7	242.7
19	50	Q1 by EMG Motorsport	BEL	Filip Teunkens	BEL	Jaap Van Lagen	BEL	Porsche 992 GT3 Cup	CUPPA	5	244.3	4	243.7	3	243.2	8	242.6	2	242.1	6	243.2
20	53	Q1 by EMG Motorsport	BEL	Nicolas Vandierendonck	BEL	Dirk Schouten	BEL	Porsche 992 GT3 Cup	CUPAM	1	244.3	15	243.7	5	243.7	11	242.6	9	241.6	6	243.2
21	100	Alda Motorsport	POL	Jakub Dwernicki	POL	Jan Antoszewski	POL	Porsche 911 GT3 Cup gen 2	CUPPA	6	243.2	6	243.2	8	242.6	5	242.6	9	242.1	2	242.8
22	126	Three Sixty Racing Team	AND	Albert Estragués	ESP			Transam Euro Ford Mustang 2018	CUPAM	2	243.2	11	243.2	13	242.6	7	242.1	12	241.6	6	242.5
23	32	Three Sixty Racing Team	AND	Fernando Fortes	BRA			Porsche 911 GT3 Cup gen 2	CUPAM	3	242.1	18	240.0	4	240.0	13	239.4	6	238.9	11	240.1
24	27	Three Sixty Racing Team	AND	Marcio Mauro	BRA			Porsche 911 GT3 Cup gen 2	CUPAM	4	241.0	3	239.4	7	238.9	4	238.9	5	236.8	2	239.0



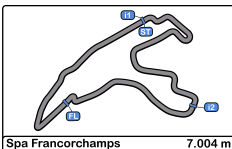


Spa Francorchamps
International GT Open
Free Practice - 2
Fastest Laps Sequence



Lap	Time of Day	Session Time	Nº	Entrant/Team	Nat	Driver 1	Nat	Driver 2	Nat	Vehicle	Cat	Time	Km/h
2	14:25:08.789	5:08.789	47	AKM Motorsport		Alexander Moiseev		Loris Spinelli		Mercedes AMG GT3 - 2020	PROAM	2:28.181	170.1
2	14:25:09.288	5:09.288	11	Reno Racing		Jens Reno Moller		Marcus Paverud		Honda NSX GT3 Evo	PROAM	2:23.910	175.2
2	14:25:13.256	5:13.256	7	Inception Racing		Brendan Iribe		Ollie Millroy		McLaren 720 S GT3	PROAM	2:21.345	178.3
2	14:25:23.553	5:23.553	88	JP Motorsport		Patryk Krupinski		Christian Klien		McLaren 720 S GT3	PROAM	2:21.040	178.7
2	14:25:29.865	5:29.865	77	Lechner Racing		Al Faisal Al Zubair		Andy Soucek		Porsche 911 GT3-R II 2019	PRO	2:19.475	180.7
7	14:39:17.844	19:17.844	77	Lechner Racing		Al Faisal Al Zubair		Andy Soucek		Porsche 911 GT3-R II 2019	PRO	2:19.377	180.9
17	15:09:17.399	49:17.399	47	AKM Motorsport		Alexander Moiseev		Loris Spinelli		Mercedes AMG GT3 - 2020	PROAM	2:19.351	180.9





Spa Francorchamps
International GT Open

Free Practice - 2

Event Best Maximum Speed



Nº	Entrant/Team	Nat	Driver 1	Nat	Driver 2	Nat	Vehicle	Cat	Km/h	Session
88	JP Motorsport	POL	Patryk Krupinski	POL	Christian Klien	AUT	McLaren 720 S GT3	PROAM	267.3	Free Practice - 1
7	Inception Racing	GBR	Brendan Iribe	USA	Ollie Millroy	GBR	McLaren 720 S GT3	PROAM	265.3	Free Practice - 1
72	Inception Racing	GBR	Nick Moss	GBR	Joe Osborne	GBR	McLaren 720 S GT3	PROAM	265.3	Free Practice - 1
11	Reno Racing	DNK	Jens Reno Moller	DNK	Marcus Paverud	NOR	Honda NSX GT3 Evo	PROAM	263.4	Free Practice - 1
22	Balfe Motorsport	GBR	Shaun Balfe	GBR	Adam Carroll	GBR	Audi R8 GT3 LMS 2019	PROAM	262.1	Free Practice - 1
47	AKM Motorsport	SMR	Alexander Moiseev	RUS	Loris Spinelli	ITA	Mercedes AMG GT3 - 2020	PROAM	262.1	Free Practice - 1
97	TF Sport	GBR	Michael Dinan	USA	Robby Foley	USA	Aston Martin GT3 AMR MY2019	PRO	260.2	Free Practice - 1
55	FF Corse	GBR	Laurent de Meeus	BEL	Jaime Stanley	GBR	Ferrari 488 GT3	PROAM	259.6	Free Practice - 1
77	Lechner Racing	AUT	Al Faisal Al Zubair	OMN	Andy Soucek	ESP	Porsche 911 GT3-R II 2019	PRO	259.6	Free Practice - 2
14	AKM Motorsport	SMR	Florian Scholze	DEU	Jens Liebhauser	DEU	Mercedes AMG GT3 - 2020	AM	258.9	Free Practice - 1
63	Vincenzo Sospiri Racing	ITA	Michele Beretta	ITA	Frederik Schandorff	DNK	Lamborghini Huracan GT3 EVO	PRO	257.7	Free Practice - 1
44	Eugenio Pisani	ITA	Eugenio Pisani	ITA	Stefano Bozzoni	ITA	Porsche 911 GT3 Cup gen 1	CUPPA	257.1	Free Practice - 1
8	Barone Rampante	ITA	Giuseppe Cipriani	ITA			Lamborghini Huracan GT3 EVO	AM	257.1	Free Practice - 1
17	HP Racing International	DEU	Gerhard Tweraser	AUT	Jan Seyffert	DEU	Lamborghini Huracan GT3 EVO	PROAM	256.5	Free Practice - 1
19	Vincenzo Sospiri Racing	ITA	Baptiste Moulin	BEL	Yuki Nemoto	JPN	Lamborghini Huracan GT3 EVO	PRO	256.5	Free Practice - 1
26	Q1 by EMG Motorsport	BEL	Maciej Darmetko	POL	Artur Janosz	POL	Porsche 911 GT3 Cup gen 2	CUPPA	253.5	Free Practice - 1
24	A&P Racing Team PTT Tech Support	POL	Maciej Blazek	POL	Mateusz Lisowski	POL	Porsche 991 GT3 Cup gen 2	CUPPA	250.0	Free Practice - 1
50	Q1 by EMG Motorsport	BEL	Filip Teunkens	BEL	Jaap Van Lagen	BEL	Porsche 992 GT3 Cup	CUPPA	250.0	Free Practice - 1
100	Alda Motorsport	POL	Jakub Dwernicki	POL	Jan Antoszewski	POL	Porsche 911 GT3 Cup gen 2	CUPPA	249.4	Free Practice - 1
53	Q1 by EMG Motorsport	BEL	Nicolas Vandierendonck	BEL	Dirk Schouten	NLD	Porsche 992 GT3 Cup	CUPAM	248.2	Free Practice - 1
54	Q1 by EMG Motorsport	BEL	Jan Lauryszen	BEL	Bas Schouten	NLD	Porsche 992 GT3 Cup	CUPPA	247.7	Free Practice - 1
126	Three Sixty Racing Team	AND	Albert Estragués	ESP			Transam Euro Ford Mustang 2018	CUPAM	243.2	Free Practice - 2
32	Three Sixty Racing Team	AND	Fernando Fortes	BRA			Porsche 911 GT3 Cup gen 2	CUPAM	242.1	Free Practice - 2
27	Three Sixty Racing Team	AND	Marcio Mauro	BRA			Porsche 911 GT3 Cup gen 2	CUPAM	241.0	Free Practice - 2





Spa Francorchamps
International GT Open
Free Practice - 2
Pit Stop Analysis



7 Brendan Iribe McLaren 720 S GT3
PROAM Ollie Millroy Inception Racing

N°	In Day Time	In Time	Out Time	Pit Time	T. Pit Time	Handicap	Penalty
1	14:32:24.678	14:32:24.678	14:55:37.861	23:13.183	23:13.183		
2	15:17:07.330	15:17:07.330	15:18:22.716	1:15.386	24:28.569		

8 Giuseppe Cipriani Lamborghini Huracan GT3 EVO
AM Barone Rampante

N°	In Day Time	In Time	Out Time	Pit Time	T. Pit Time	Handicap	Penalty
1	14:32:38.356	14:32:38.356	14:36:09.234	3:30.878	3:30.878		
2	14:43:32.031	14:43:32.031	14:46:32.072	3:00.041	6:30.919		

11 Jens Reno Moller Honda NSX GT3 Evo
PROAM Marcus Paverud Reno Racing

N°	In Day Time	In Time	Out Time	Pit Time	T. Pit Time	Handicap	Penalty
1	14:32:19.786	14:32:19.786	14:33:52.022	1:32.236	1:32.236		
2	14:40:54.113	14:40:54.113	14:44:17.369	3:23.256	4:55.492		
3	14:56:12.146	14:56:12.146	15:06:14.243	10:02.097	14:57.589		
4	15:15:25.272	15:15:25.272	15:16:48.474	1:23.202	16:20.791		

14 Florian Scholze Mercedes AMG GT3 - 2020
AM Jens Liebhauser AKM Motorsport

N°	In Day Time	In Time	Out Time	Pit Time	T. Pit Time	Handicap	Penalty
1	14:22:38.192	14:22:38.192	14:23:43.804	1:05.612	1:05.612		
2	14:42:57.695	14:42:57.695	14:45:08.193	2:10.498	3:16.110		
3	14:54:36.366	14:54:36.366	14:56:54.556	2:18.190	5:34.300		

17 Gerhard Tweraser Lamborghini Huracan GT3 EVO
PROAM Jan Seyffert HP Racing International

N°	In Day Time	In Time	Out Time	Pit Time	T. Pit Time	Handicap	Penalty
1	14:31:04.866	14:31:04.866	14:33:35.955	2:31.089	2:31.089		
2	14:40:46.881	14:40:46.881	14:42:09.107	1:22.226	3:53.315		
3	14:46:55.029	14:46:55.029	14:52:44.996	5:49.967	9:43.282		
4	15:12:12.791	15:12:12.791	15:13:59.732	1:46.941	11:30.223		

19 Baptiste Moulin Lamborghini Huracan GT3 EVO
PRO Yuki Nemoto Vincenzo Sospiri Racing

N°	In Day Time	In Time	Out Time	Pit Time	T. Pit Time	Handicap	Penalty
1	14:30:30.539	14:30:30.539	14:33:30.388	2:59.849	2:59.849		
2	14:42:58.896	14:42:58.896	14:45:35.674	2:36.778	5:36.627		
3	14:57:39.512	14:57:39.512	15:00:07.214	2:27.702	8:04.329		

22 Shaun Balfe Audi R8 GT3 LMS 2019
PROAM Adam Carroll Balfe Motorsport

N°	In Day Time	In Time	Out Time	Pit Time	T. Pit Time	Handicap	Penalty
1	14:29:09.151	14:29:09.151	14:30:34.277	1:25.126	1:25.126		
2	14:39:58.444	14:39:58.444	14:41:43.574	1:45.130	3:10.256		

24 Maciej Blazek Porsche 991 GT3 Cup gen 2
CUPPA Mateusz Lisowski A&P Racing Team PTT Tech Support

N°	In Day Time	In Time	Out Time	Pit Time	T. Pit Time	Handicap	Penalty
1	14:41:29.139	14:41:29.139	14:43:10.552	1:41.413	1:41.413		
2	14:58:04.281	14:58:04.281	14:58:57.681	53.400	2:34.813		

26 Maciej Darmetko Porsche 911 GT3 Cup gen 2
CUPPA Artur Janosz Q1 by EMG Motorsport

N°	In Day Time	In Time	Out Time	Pit Time	T. Pit Time	Handicap	Penalty
1	14:36:47.029	14:36:47.029	14:41:57.405	5:10.376	5:10.376		
2	14:54:23.161	14:54:23.161	15:12:03.618	17:40.457	22:50.833		

27 Marcio Mauro Porsche 911 GT3 Cup gen 2
CUPAM Three Sixty Racing Team

N°	In Day Time	In Time	Out Time	Pit Time	T. Pit Time	Handicap	Penalty
1	14:34:33.785	14:34:33.785	14:41:01.464	6:27.679	6:27.679		
2	14:49:29.927	14:49:29.927	15:07:14.038	17:44.111	24:11.790		

32 Fernando Fortes Porsche 911 GT3 Cup gen 2
CUPAM Three Sixty Racing Team

N°	In Day Time	In Time	Out Time	Pit Time	T. Pit Time	Handicap	Penalty
1	14:36:54.222	14:36:54.222	14:41:24.528	4:30.306	4:30.306		
2	14:44:24.429	14:44:24.429	14:47:08.812	2:44.383	7:14.689		
3	15:08:31.481	15:08:31.481	15:10:32.492	2:01.011	9:15.700		

44 Eugenio Pisani Porsche 911 GT3 Cup gen 1
CUPPA Stefano Bozzoni Eugenio Pisani

N°	In Day Time	In Time	Out Time	Pit Time	T. Pit Time	Handicap	Penalty
1	14:31:55.504	14:31:55.504	14:34:26.198	2:30.694	2:30.694		
2	14:49:50.967	14:49:50.967	14:52:12.586	2:21.619	4:52.313		
3	15:03:30.135	15:03:30.135	15:05:12.781	1:42.646	6:34.959		
4	15:10:42.116	15:10:42.116	15:15:04.315	4:22.199	10:57.158		

47 Alexander Moiseev Mercedes AMG GT3 - 2020
PROAM Loris Spinelli AKM Motorsport

N°	In Day Time	In Time	Out Time	Pit Time	T. Pit Time	Handicap	Penalty
1	14:39:39.782	14:39:39.782	14:43:41.225	4:01.443	4:01.443		
2	14:58:15.451	14:58:15.451	15:02:18.573	4:03.122	8:04.565		
3	15:14:00.322	15:14:00.322	15:16:00.508	2:00.186	10:04.751		

50 Filip Teunkens Porsche 992 GT3 Cup
CUPPA Jaap Van Lagen Q1 by EMG Motorsport

N°	In Day Time	In Time	Out Time	Pit Time	T. Pit Time	Handicap	Penalty
1	14:36:10.514	14:36:10.514	14:44:47.664	8:37.150	8:37.150		

53 Nicolas Vandierendonck Porsche 992 GT3 Cup
CUPAM Dirk Schouten Q1 by EMG Motorsport

N°	In Day Time	In Time	Out Time	Pit Time	T. Pit Time	Handicap	Penalty
1	14:41:15.303	14:41:15.303	14:46:00.163	4:44.860	4:44.860		
2	14:58:43.333	14:58:43.333	15:07:08.727	8:25.394	13:10.254		

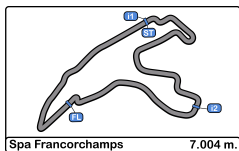
54 Jan Laurysen Porsche 992 GT3 Cup
CUPPA Bas Schouten Q1 by EMG Motorsport

N°	In Day Time	In Time	Out Time	Pit Time	T. Pit Time	Handicap	Penalty
1	14:35:18.012	14:35:18.012	14:37:49.397	2:31.385	2:31.385		
2	14:50:17.886	14:50:17.886	14:55:44.517	5:26.631	7:58.016		
3	15:05:47.961	15:05:47.961	15:08:16.556	2:28.595	10:26.611		
4	15:10:55.889	15:10:55.889	15:12:08.060	1:12.171	11:38.782		

55 Laurent de Meeus Ferrari 488 GT3
PROAM Jaime Stanley FF Corse

N°	In Day Time	In Time	Out Time	Pit Time	T. Pit Time	Handicap	Penalty
1	14:30:16.969	14:30:16.969	14:33:23.169	3:06.200	3:06.200		
2	14:43:01.964	14:43:01.964	14:46:09.432	3:07.468	6:13.668		
3	15:01:48.312	15:01:48.312	15:05:20.482	3:32.170	9:45.838		





Spa Francorchamps
International GT Open
Free Practice - 2
Pit Stop Analysis



63 Michele Beretta Lamborghini Huracan GT3 EVO

PRO Frederik Schandorff Vincenzo Sospiri Racing

N°	In Day Time	In Time	Out Time	Pit Time	T. Pit Time	Handicap	Penalty
1	14:45:37.991	14:45:37.991	14:47:42.386	2:04.395	2:04.395		
2	14:52:31.510	14:52:31.510	14:53:24.694	53.184	2:57.579		
3	14:55:44.359	14:55:44.359	14:59:11.446	3:27.087	6:24.666		
4	15:08:34.238	15:08:34.238	15:13:19.018	4:44.780	11:09.446		

72 Nick Moss McLaren 720 S GT3

PROAM Joe Osborne Inception Racing

N°	In Day Time	In Time	Out Time	Pit Time	T. Pit Time	Handicap	Penalty
1	14:29:03.090	14:29:03.090	14:32:06.163	3:03.073	3:03.073		
2	14:39:04.410	14:39:04.410	14:40:55.494	1:51.084	4:54.157		
3	14:50:35.677	14:50:35.677	14:51:51.944	1:16.267	6:10.424		
4	15:03:47.694	15:03:47.694	15:05:46.419	1:58.725	8:09.149		
5	15:15:27.908	15:15:27.908	15:17:00.581	1:32.673	9:41.822		

77 Al Faisal Al Zubair Porsche 911 GT3-R II 2019

PRO Andy Soucek Lechner Racing

N°	In Day Time	In Time	Out Time	Pit Time	T. Pit Time	Handicap	Penalty
1	14:30:10.468	14:30:10.468	14:32:15.116	2:04.648	2:04.648		
2	14:41:42.980	14:41:42.980	14:47:19.636	5:36.656	7:41.304		

88 Patryk Krupinski McLaren 720 S GT3

PROAM Christian Klien JP Motorsport

N°	In Day Time	In Time	Out Time	Pit Time	T. Pit Time	Handicap	Penalty
1	14:30:08.926	14:30:08.926	14:33:11.907	3:02.981	3:02.981		
2	14:43:05.578	14:43:05.578	15:06:33.972	23:28.394	26:31.375		
3	15:09:01.495	15:09:01.495	15:10:17.199	1:15.704	27:47.079		

97 Michael Dinan Aston Martin GT3 AMR MY2019

PRO Robby Foley TF Sport

N°	In Day Time	In Time	Out Time	Pit Time	T. Pit Time	Handicap	Penalty
1	14:28:17.485	14:28:17.485	14:35:04.824	6:47.339	6:47.339		
2	14:47:03.778	14:47:03.778	14:48:37.988	1:34.210	8:21.549		
3	15:00:47.373	15:00:47.373	15:02:31.029	1:43.656	10:05.205		
4	15:12:08.767	15:12:08.767	15:15:23.625	3:14.858	13:20.063		

100 Jakub Dwernicki Porsche 911 GT3 Cup gen 2

CUPPA Jan Antoszewski Alda Motorsport

N°	In Day Time	In Time	Out Time	Pit Time	T. Pit Time	Handicap	Penalty
1	14:36:08.731	14:36:08.731	14:39:33.172	3:24.441	3:24.441		
2	14:47:14.131	14:47:14.131	14:49:58.203	2:44.072	6:08.513		
3	14:57:56.339	14:57:56.339	15:00:02.572	2:06.233	8:14.746		

126 Albert Estragués Transam Euro Ford Mustang 2018

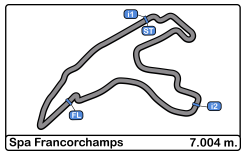
CUPAM Three Sixty Racing Team

N°	In Day Time	In Time	Out Time	Pit Time	T. Pit Time	Handicap	Penalty
1	14:44:51.555	14:44:51.555	14:54:56.985	10:05.430	10:05.430		



CIRCUIT DE SPA
FRANCORCHAMPS

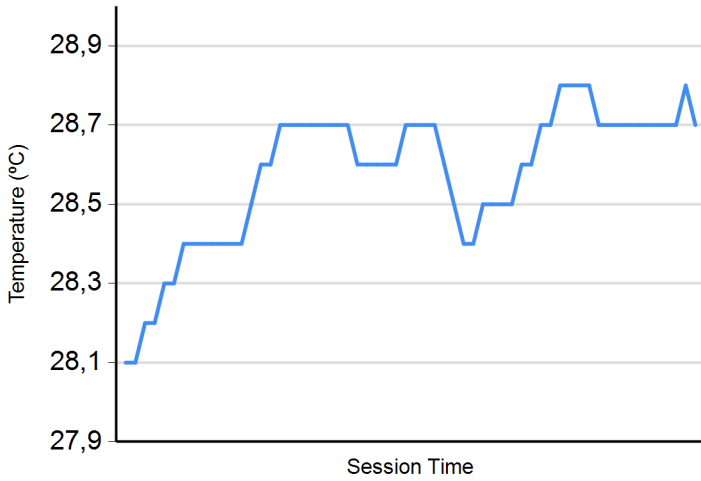




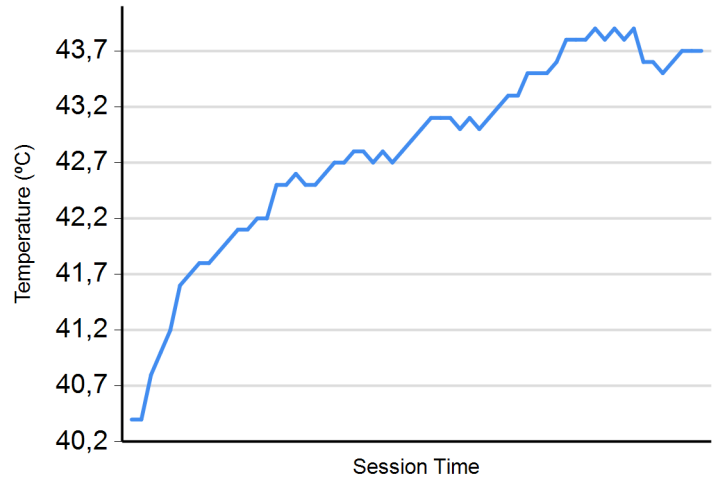
Spa Francorchamps
International GT Open
Free Practice - 2
Weather Report



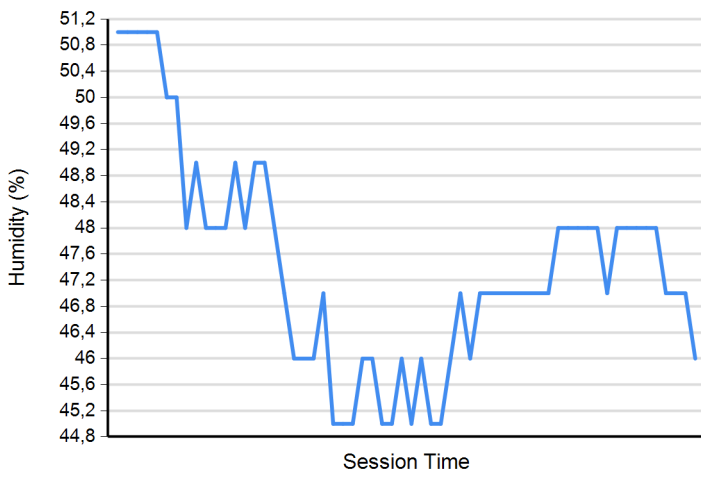
Air Temperature



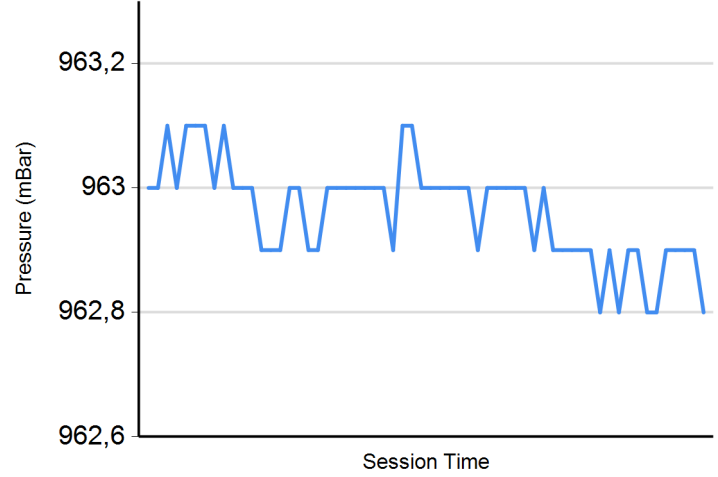
Track Temperature



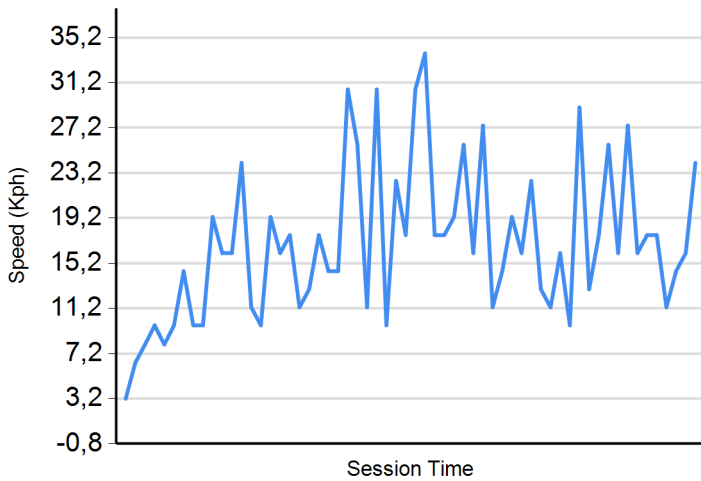
Humidity



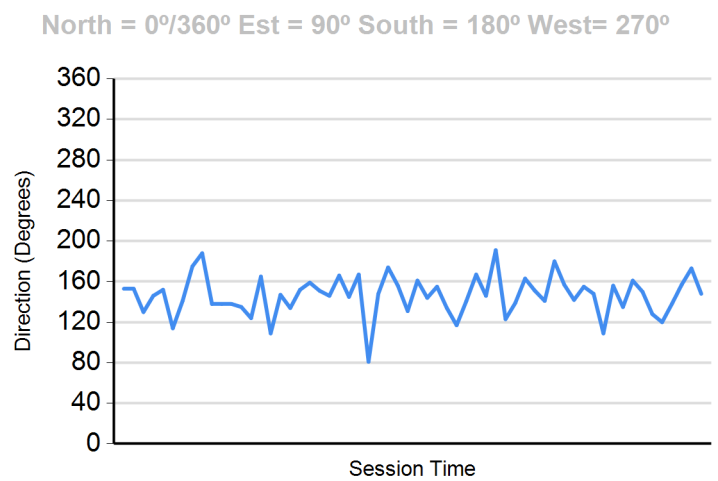
Pressure

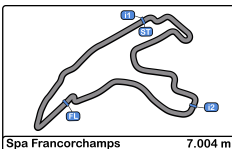


Wind Speed



Wind direction





Spa Francorchamps
International GT Open
Free Practice - 1 - 2
Combined Results



Cls	Nº	Entrant/Team	Nat	Driver 1	Nat	Driver 2	Nat	Vehicle	Cat	Cls	Laps	FP1	FP2	Best	Gap	Interval	Km/h		
1	88	JP Motorsport	POL	Patryk Krupinski	POL	Christian Klien	AUT	McLaren 720 S GT3	PROAM	1	32	2:18.188	7	2:20.630	3	2:18.188	182.4		
2	72	Inception Racing	GBR	Nick Moss	GBR	Joe Osborne	GBR	McLaren 720 S GT3	PROAM	2	45	2:18.335	3	2:21.433	5	2:18.335	0.147	0.147	182.2
3	7	Inception Racing	GBR	Brendan Iribe	USA	Ollie Millroy	GBR	McLaren 720 S GT3	PROAM	3	38	2:19.123	4	2:20.361	4	2:19.123	0.935	0.788	181.2
4	77	Lechner Racing	AUT	Al Faisal Al Zubair	OMN	Andy Soucek	ESP	Porsche 911 GT3-R II 2019	PRO	1	41	2:19.176	7	2:19.377	7	2:19.176	0.988	0.053	181.1
5	47	AKM Motorsport	SMR	Alexander Moiseev	RUS	Loris Spinelli	ITA	Mercedes AMG GT3 - 2020	PROAM	4	37	2:19.540	6	2:19.351	17	2:19.351	1.163	0.175	180.9
6	55	FF Corse	GBR	Laurent de Meeus	BEL	Jaime Stanley	GBR	Ferrari 488 GT3	PROAM	5	37	2:19.612	3	2:21.577	7	2:19.612	1.424	0.261	180.6
7	22	Balfe Motorsport	GBR	Shaun Balfe	GBR	Adam Carroll	GBR	Audi R8 GT3 LMS 2019	PROAM	6	36	2:19.709	3	2:21.765	6	2:19.709	1.521	0.097	180.4
8	17	HP Racing International	DEU	Gerhard Tweraser	AUT	Jan Seyffert	DEU	Lamborghini Huracan GT3 EVO	PROAM	7	39	2:20.019	5	2:23.212	6	2:20.019	1.831	0.310	180.0
9	63	Vincenzo Sospiri Racing	ITA	Michele Beretta	ITA	Frederik Schandorff	DNK	Lamborghini Huracan GT3 EVO	PRO	2	37	2:20.046	8	2:20.751	7	2:20.046	1.858	0.027	180.0
10	14	AKM Motorsport	SMR	Florian Scholze	DEU	Jens Liebhauser	DEU	Mercedes AMG GT3 - 2020	AM	1	45	2:20.160	21	2:20.281	12	2:20.160	1.972	0.114	179.8
11	19	Vincenzo Sospiri Racing	ITA	Baptiste Moulin	BEL	Yuki Nemoto	JPN	Lamborghini Huracan GT3 EVO	PRO	3	37	2:20.293	17	2:21.406	7	2:20.293	2.105	0.133	179.7
12	11	Reno Racing	DNK	Jens Reno Moller	DNK	Marcus Paverud	NOR	Honda NSX GT3 Evo	PROAM	8	39	2:20.311	21	2:20.683	7	2:20.311	2.123	0.018	179.7
13	97	TF Sport	GBR	Michael Dinan	USA	Robby Foley	USA	Aston Martin GT3 AMR MY2019	PRO	4	42	2:20.607	10	2:23.384	6	2:20.607	2.419	0.296	179.3
14	8	Barone Rampante	ITA	Giuseppe Cipriani	ITA			Lamborghini Huracan GT3 EVO	AM	2	18	2:21.861	2	2:24.968	11	2:21.861	3.673	1.254	177.7
15	54	Q1 by EMG Motorsport	BEL	Jan Lauryszen	BEL	Bas Schouten	NLD	Porsche 992 GT3 Cup	CUPPA	1	34	2:26.434	3	2:28.797	3	2:26.434	8.246	4.573	172.1
16	26	Q1 by EMG Motorsport	BEL	Maciej Darmetko	POL	Artur Janosz	POL	Porsche 911 GT3 Cup gen 2	CUPPA	2	34	2:27.607	3	2:27.540	9	2:27.540	9.352	1.106	170.8
17	53	Q1 by EMG Motorsport	BEL	Nicolas Vandierendonck	BEL	Dirk Schouten	NLD	Porsche 992 GT3 Cup	CUPAM	1	30	2:27.706	13	2:29.294	15	2:27.706	9.518	0.166	170.7
18	24	A&P Racing Team PTT Tech Support	POL	Maciej Blazek	POL	Mateusz Lisowski	POL	Porsche 991 GT3 Cup gen 2	CUPPA	3	31	2:27.729	5	2:29.023	10	2:27.729	9.541	0.023	170.6
19	50	Q1 by EMG Motorsport	BEL	Filip Teunkens	BEL	Jaap Van Lagen	BEL	Porsche 992 GT3 Cup	CUPPA	4	21	2:28.422	5	2:30.614	3	2:28.422	10.234	0.693	169.8
20	100	Alda Motorsport	POL	Jakub Dwernicki	POL	Jan Antoszewski	POL	Porsche 911 GT3 Cup gen 2	CUPPA	5	35	2:30.075	7	2:32.710	4	2:30.075	11.887	1.653	168.0
21	44	Eugenio Pisani	ITA	Eugenio Pisani	ITA	Stefano Bozzoni	ITA	Porsche 911 GT3 Cup gen 1	CUPPA	6	21	2:30.432	6	2:31.562	6	2:30.432	12.244	0.357	167.6
22	126	Three Sixty Racing Team	ESP	Albert Estragués	ESP			Transam Euro Ford Mustang 2018	CUPAM	2	31	2:34.124	16	2:32.800	12	2:32.800	14.612	2.368	165.0
23	27	Three Sixty Racing Team	AND	Marcio Mauro	BRA			Porsche 911 GT3 Cup gen 2	CUPAM	3	24	2:38.974	14	2:34.470	7	2:34.470	16.282	1.670	163.2
24	32	Three Sixty Racing Team	AND	Fernando Fortes	BRA			Porsche 911 GT3 Cup gen 2	CUPAM	4	33	2:34.683	13	2:36.476	3	2:34.683	16.495	0.213	163.0

*** PENALTIES**

CAR 100 TIME 2:29.413 DELETED TRACK LIMITS AT T 9 AND 17

CAR 100 TIME 2:34.777 DELETED TRACK LIMITS AT T 17

CAR 11 TIME 2:22.060 DELETED TRACK LIMITS AT T 17

CAR 72 TIME 2:18.672 DELETED TRACK LIMITS AT T 17

CAR 97 TIME 2:21.617 DELETED TRACK LIMITS AT T 4

CAR 72 TIME 6:34.667 DELETED TRACK LIMITS AT T 4

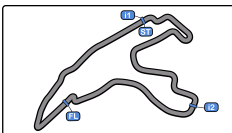
CAR 100 TIME 2:38.296 DELETED TRACK LIMITS AT T 17

CAR 7 TIME 2:28.599 DELETED TRACK LIMITS AT T 17

Published at:.....

Stewards:	Race Director:	Timekeeper: Luis Angel Garcia Nuñez <i>[Signature]</i> JOB/I-0020-ESP
------------------	-----------------------	--





Spa Francorchamps
International GT Open
Free Practice - 1 - 2



Combined Results

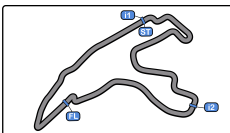
Spa Francorchamps 7.004 m.

- CAR 24 TIME 2:28.266 DELETED TRACK LIMITS AT T 17
- CAR 22 TIME 2:18.958 DELETED TRACK LIMITS AT T 17
- CAR 22 TIME 2:20.392 DELETED TRACK LIMITS AT T 17
- CAR 63 TIME 2:23.110 DELETED TRACK LIMITS AT T 17
- CAR 24 TIME 2:28.266 DELETED TRACK LIMITS AT T 17
- CAR 7 TIME 2:26.735 DELETED TRACK LIMITS AT T 4
- CAR 77 TIME 2:19.268 DELETED TRACK LIMITS AT T 17
- CAR 14 TIME 2:31.016 DELETED TRACK LIMITS AT T 4
- CAR 77 TIME 7:25.153 DELETED TRACK LIMITS AT T 17
- CAR 47 TIME 2:17.738 DELETED TRACK LIMITS AT T 17
- CAR 72 TIME 2:22.557 DELETED TRACK LIMITS AT T 17
- CAR 54 TIME 2:28.487 DELETED TRACK LIMITS AT T 17
- CAR 77 TIME 2:19.258 DELETED TRACK LIMITS AT T 17
- CAR 54 TIME 2:27.788 DELETED TRACK LIMITS AT T 17
- CAR 17 TIME 2:26.939 DELETED TRACK LIMITS AT T 4
- CAR 22 TIME 2:22.375 DELETED TRACK LIMITS AT T 17
- CAR 14 TIME 3:48.163 DELETED TRACK LIMITS AT T 17
- CAR 22 TIME 2:21.944 DELETED TRACK LIMITS AT T 17
- CAR 22 TIME 9:01.164 DELETED TRACK LIMITS AT T 17
- CAR 14 TIME 2:24.315 DELETED TRACK LIMITS AT T 17
- CAR 126 TIME 2:35.092 DELETED TRACK LIMITS AT T 4
- CAR 32 TIME 2:44.039 DELETED TRACK LIMITS AT T 4
- CAR 126 TIME 2:36.536 DELETED TRACK LIMITS AT T 4
- CAR 72 TIME 5:12.418 DELETED TRACK LIMITS AT T 4
- CAR 32 TIME 2:38.363 DELETED TRACK LIMITS AT T 17
- CAR 17 TIME 2:35.200 DELETED TRACK LIMITS AT T 4
- CAR 24 TIME 2:34.443 DELETED TRACK LIMITS AT T 4
- CAR 50 TIME 2:33.407 DELETED TRACK LIMITS AT T 4 AND 19 - FOLLOWING LAP WILL ALSO BE DELETED
- CAR 77 TIME 2:18.805 DELETED TRACK LIMITS AT T 17
- CAR 72 TIME 2:21.123 DELETED TRACK LIMITS AT T 17
- CAR 17 TIME 2:24.552 DELETED TRACK LIMITS AT T 4
- CAR 100 TIME 2:44.367 DELETED TRACK LIMITS AT T 17
- CAR 88 TIME 2:56.802 DELETED TRACK LIMITS AT T 4
- CAR 47 TIME 2:31.181 DELETED TRACK LIMITS AT T 4
- CAR 63 TIME 2:20.931 DELETED TRACK LIMITS AT T 17

Published at:.....

Stewards:	Race Director:	Timekeeper: Luis Angel Garcia Nuñez JOB/I-0020-ESP
------------------	-----------------------	--





Spa Francorchamps
International GT Open
Free Practice - 1 - 2

Combined Results

Spa Francorchamps 7.004 m.

- CAR 126 TIME 2:35.629 DELETED TRACK LIMITS AT T 4
- CAR 7 TIME 25:29.485 DELETED TRACK LIMITS AT T 4
- CAR 55 TIME 2:34.171 DELETED TRACK LIMITS AT T 4
- CAR 32 TIME 2:39.388 DELETED TRACK LIMITS AT T 17
- CAR 11 TIME 2:23.044 DELETED TRACK LIMITS AT T 4



Published at:.....

Stewards:	Race Director:	Timekeeper: Luis Angel Garcia Nuñez JOB/I-0020-ESP
------------------	-----------------------	--

