

Fanatec GT2 European Series - Round 2 - Race 2

RACE 2 - CLASSIFICATION - FINAL

POS	NO	CL	PIC	TEAM / DRIVERS	CAR	LAPS	TIME	GAP	DIFF	KPH	BEST	ON
1	33	PRO-AM	1	High Class Racing (DNK) Mark PATTERSON (USA) / Anders FJORDBACH (DNK)	Audi R8 LMS GT2	28	51:02.776			150.53	1:43.248	7
2	88	PRO-AM	2	LP Racing (ITA) Stephane RATEL (FRA) / Luca PIRRI (ITA)	Audi R8 LMS GT2	28	51:14.289	11.513	11.513	149.97	1:44.434	10
3	5 *	PRO-AM	3	Speed Factory Racing (LTU) Aurelijus RUSTEIKA (LTU) / Michael VERGERS (NLD)	Porsche 911 GT2 RS	28	51:17.360	14.584	3.071	149.82	1:43.949	8
4	7	AM	1	Sportec Motorsport (CHE) Christoph ULRICH (CHE) / Christoph LENZ (CHE)	KTM X-Bow GT2	28	51:43.137	40.361	25.777	148.57	1:46.243	11
5	24 *	AM	2	Reiter Engineering (AUT) Kris ROSENBERGER (AUT) / Hans Joachim STUCK (AUT)	KTM X-Bow GT2	28	51:52.313	49.537	9.176	148.14	1:44.773	4
6	81	PRO-AM	4	PK Carsport (BEL) Peter GUELINCKX (BEL) / Bert LONGIN (BEL)	Audi R8 LMS GT2	28	52:12.197	1:09.421	19.884	147.19	1:44.289	3
7	9 *	PRO-AM	5	Toro Verde GT (GBR) David FAIRBROTHER (GBR) / Jordan WITT (GBR)	Lamborghini Huracan Supertrofeo GT2	28	52:12.915	1:10.139	0.718	147.16	1:45.056	5
8	17	AM	3	True Racing (AUT) Hubert TRUKENPOLZ (AUT) / Klaus ANGERHOFER (AUT)	KTM X-Bow GT2	28	52:18.186	1:15.410	5.271	146.91	1:46.265	8
9	28	AM	4	AKF Motorsport (DEU) Oliver FREYMUTH (DEU)	Lamborghini Huracan Supertrofeo GT2	28	52:28.092	1:25.316	9.906	146.45	1:47.187	9
10	23	PRO-AM	6	Reiter Engineering (AUT) Rupert ATZBERGER (DEU) / Peter KOX (NLD)	KTM X-Bow GT2	28	52:37.687	1:34.911	9.595	146.01	1:44.259	8

FASTEST LAP




33	PRO-AM	High Class Racing (DNK) Mark PATTERSON (USA) / Anders FJORDBACH (DNK)	Audi R8 LMS GT2	7	1:43.248	99.09 mph	159.48 kph
24	AM	Reiter Engineering (AUT) Kris ROSENBERGER (AUT) / Hans Joachim STUCK (AUT)	KTM X-Bow GT2	4	1:44.773	97.65 mph	157.16 kph

*Cars #5 & #9 - 5 seconds race time penalty for track limits infringement.

*Car #24 - 25 seconds added to race time - Breach of Article 36.1 of the series regulations. Stewards decision No16

Weather / Track : Overcast / Dry

Hockenheim: 4.574 km
 Race Distance: 28 Laps / 79.58 miles
 Start: 14:03 Flag 14:54 End: 14:58

Chief Steward : 	Steward : 	Steward : 
---	---	---

Results can be found at www.tsl-timing.com

Printed - 16:46 Saturday, 15 May 2021

Fanatec GT2 European Series - Round 2 - Race 2
RACE 2 - CLASSIFICATION BY CLASS - FINAL

CLASS : GT2 - PRO-AM

POS	NO	TEAM / DRIVERS	CAR	LAPS	TIME	GAP	DIFF	KPH	BEST	ON
1	33	High Class Racing (DNK) Mark PATTERSON (USA) / Anders FJORDBACH (DNK)	Audi R8 LMS GT2	28	51:02.776			150.53	1:43.248	7
2	88	LP Racing (ITA) Stephane RATEL (FRA) / Luca PIRRI (ITA)	Audi R8 LMS GT2	28	51:14.289	11.513	11.513	149.97	1:44.434	10
3	5 *	Speed Factory Racing (LTU) Aurelijus RUSTEKA (LTU) / Michael VERGERS (NLD)	Porsche 911 GT2 RS	28	51:17.360	14.584	3.071	149.82	1:43.949	8
4	81	PK Carsport (BEL) Peter GUELINCKX (BEL) / Bert LONGIN (BEL)	Audi R8 LMS GT2	28	52:12.197	1:09.421	54.837	147.19	1:44.289	3
5	9 *	Toro Verde GT (GBR) David FAIRBROTHER (GBR) / Jordan WITT (GBR)	Lamborghini Huracan Supertrofeo GT2	28	52:12.915	1:10.139	0.718	147.16	1:45.056	5
6	23	Reiter Engineering (AUT) Rupert ATZBERGER (DEU) / Peter KOX (NLD)	KTM X-Bow GT2	28	52:37.687	1:34.911	24.772	146.01	1:44.259	8

CLASS : GT2 - AM

POS	NO	TEAM / DRIVERS	CAR	LAPS	TIME	GAP	DIFF	KPH	BEST	ON
1	7	Sportec Motorsport (CHE) Christoph ULRICH (CHE) / Christoph LENZ (CHE)	KTM X-Bow GT2	28	51:43.137			148.57	1:46.243	11
2	24 *	Reiter Engineering (AUT) Kris ROSENBERGER (AUT) / Hans Joachim STUCK (AUT)	KTM X-Bow GT2	28	51:52.313	9.176	9.176	148.14	1:44.773	4
3	17	True Racing (AUT) Hubert TRUKENPOLZ (AUT) / Klaus ANGERHOFER (AUT)	KTM X-Bow GT2	28	52:18.186	35.049	25.873	146.91	1:46.265	8
4	28	AKF Motorsport (DEU) Oliver FREYMUTH (DEU)	Lamborghini Huracan Supertrofeo GT2	28	52:28.092	44.955	9.906	146.45	1:47.187	9

FASTEST LAP


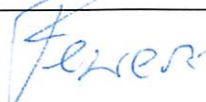

33	PRO-AM	High Class Racing	DNK	Audi R8 LMS GT2 -	7	1:43.248	99.09 mph	159.48 kph
24	AM	Reiter Engineering	AUT	KTM X-Bow GT2 -	4	1:44.773	97.65 mph	157.16 kph

*Cars #5 & #9 - 5 seconds race time penalty for track limits infringement.

*Car #24 - 25 seconds added to race time - Breach of Article 36.1 of the series regulations. Stewards decision No16

Weather / Track : Overcast / Dry

Hockenheim: 4.574 km
Race Distance: 28 Laps / 79.58 miles
Start: 14:03 Flag 14:54 End: 14:58

Chief Steward : 	Steward : 	Steward : 
---	---	---

Results can be found at www.tsl-timing.com

Printed - 16:47 Saturday, 15 May 2021