



Circuito de Barcelona
Alpine ELF Europa Cup
Qualifying - 1
Provisional Results



Cls	Nº	Driver	Nat	Team	Level	Category	Laps	Best	Time	Gap	Interval	Km/h
1	8	Nicolas Milan	FRA	MILAN COMPETITION	Inter C		10	10	2:07.754			131.1
2	21	Marc Guillot	FRA	MILAN COMPETITION	Inter C		11	11	2:07.812	0.058	0.058	131.1
3	17	Jean-Baptiste Mela	FRA	AUTOSPORT GP	Inter C	Junior	13	13	2:08.515	0.761	0.703	130.3
4	14	Julien Neveu	FRA	AUTOSPORT GP	Inter C		10	5	2:09.345	1.591	0.830	129.5
5	11	Sylvain Noel	FRA	RACING TECHNOLOGY	Inter C	Gentleman	9	9	2:09.483	1.729	0.138	129.4
6	15	Gael Castelli	FRA	MILAN COMPETITION	Inter C		8	2	2:09.932	2.178	0.449	128.9
7	69	Laurent Hurgon	FRA	AUTOSPORT GP-PATRICK ROGER	Inter C	Gentleman	12	11	2:10.412	2.658	0.480	128.5
8	76	Pierre Sancin�na	FRA	CMR	Inter C		9	9	2:11.160	3.406	0.748	127.7
9	77	Thomas Padovani	EST	MILAN COMPETITION	Inter C		12	2	2:11.330	3.576	0.170	127.6
10	110	Jaime Hernandez	ESP	RACING TECHNOLOGY	Inter C	Gentleman	8	2	2:11.514	3.760	0.184	127.4
11	9	Marc de Fulgencio	ESP	TEAM VRT	Inter B	Junior	9	9	2:11.821	4.067	0.307	127.1
12	2	Vincent Beltoise	FRA	CMR - CCF	Inter C		9	7	2:11.913	4.159	0.092	127.0
13	4	Mathieu Blaise	FRA	RACING TECHNOLOGY	Inter D		8	7	2:12.991	5.237	1.078	126.0
14	33	Gr�gory Romano	MCO	CMR	Inter D	Gentleman	12	6	2:13.691	5.937	0.700	125.3
15	5	St�phane Proux	FRA	AUTOMECA	Inter D		11	10	2:15.352	7.598	1.661	123.8
16	18	Pierre Macchi	FRA	AUTOSPORT GP	Inter D	Gentleman	10	6	2:15.448	7.694	0.096	123.7
17	3	Denis Gibaud	FRA	MILAN COMPETITION	Inter C	Gentleman	11	10	2:15.732	7.978	0.284	123.4
18	7	Franc Rouxel	FRA	AUTOMECA	Inter D	Gentleman	10	7	2:17.059	9.305	1.327	122.2

Published at:.....

Track Temp: **16.9  C** Air Temp: **18.8  C**

Humidity: **81 %**

Track Status: **WET**

Stewards:

Race Director:

Timekeeper:





Circuito de Barcelona
Alpine ELF Europa Cup
Qualifying - 1
Provisional Results by Class



Cls	Nº	Driver	Nat	Team	Level	Category	Laps	Best	Time	Gap	Interval	Km/h
Inter B												
1	9	Marc de Fulgencio	ESP	TEAM VRT	Inter B	Junior	9	9	2:11.821			127.1
Inter C												
1	8	Nicolas Milan	FRA	MILAN COMPETITION	Inter C		10	10	2:07.754			131.1
2	21	Marc Guillot	FRA	MILAN COMPETITION	Inter C		11	11	2:07.812	0.058	0.058	131.1
3	17	Jean-Baptiste Mela	FRA	AUTOSPORT GP	Inter C	Junior	13	13	2:08.515	0.761	0.703	130.3
4	14	Julien Neveu	FRA	AUTOSPORT GP	Inter C		10	5	2:09.345	1.591	0.830	129.5
5	11	Sylvain Noel	FRA	RACING TECHNOLOGY	Inter C	Gentleman	9	9	2:09.483	1.729	0.138	129.4
6	15	Gael Castelli	FRA	MILAN COMPETITION	Inter C		8	2	2:09.932	2.178	0.449	128.9
7	69	Laurent Hurgon	FRA	AUTOSPORT GP-PATRICK ROGER	Inter C	Gentleman	12	11	2:10.412	2.658	0.480	128.5
8	76	Pierre Sancinéna	FRA	CMR	Inter C		9	9	2:11.160	3.406	0.748	127.7
9	77	Thomas Padovani	EST	MILAN COMPETITION	Inter C		12	2	2:11.330	3.576	0.170	127.6
10	110	Jaime Hernandez	ESP	RACING TECHNOLOGY	Inter C	Gentleman	8	2	2:11.514	3.760	0.184	127.4
11	2	Vincent Beltoise	FRA	CMR - CCF	Inter C		9	7	2:11.913	4.159	0.399	127.0
12	3	Denis Gibaud	FRA	MILAN COMPETITION	Inter C	Gentleman	11	10	2:15.732	7.978	3.819	123.4
Inter D												
1	4	Mathieu Blaise	FRA	RACING TECHNOLOGY	Inter D		8	7	2:12.991			126.0
2	33	Grégory Romano	MCO	CMR	Inter D	Gentleman	12	6	2:13.691	0.700	0.700	125.3
3	5	Stéphane Proux	FRA	AUTOMECA	Inter D		11	10	2:15.352	2.361	1.661	123.8
4	18	Pierre Macchi	FRA	AUTOSPORT GP	Inter D	Gentleman	10	6	2:15.448	2.457	0.096	123.7
5	7	Franc Rouxel	FRA	AUTOMECA	Inter D	Gentleman	10	7	2:17.059	4.068	1.611	122.2

Published at:.....

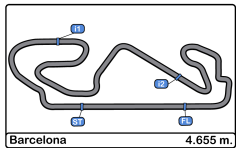
Track Temp: **16.9 °C** Air Temp: **18.8 °C** Humidity: **81 %** Track **WET**

Stewards:

Race Director:

Timekeeper:





Circuit de Barcelona
Alpine ELF Europa Cup
Qualifying - 1
Lap Analysis



2 Vincent Beltoise							7 Franc Rouxel											
CMR - CCF							AUTOMECA											
Lap	D	Time	Sector 1	Sector 2	Sector 3	T. Spd	Elapsed	Lap	D	Time	Sector 1	Sector 2	Sector 3	T. Spd	Elapsed			
1		9:47:36.166	9:45:55.918	51.732	48.516		9:47:36.166	1		9:50:08.329	9:48:24.519	57.658	46.152		9:50:08.329			
2		2:13.790	37.396	52.185	44.209		9:49:49.956	2		2:20.778	38.938	53.756	48.084		9:52:29.107			
3		2:14.327	37.950	52.041	44.336		9:52:04.283	3		2:19.146	39.682	53.849	45.615		9:54:48.253			
4		2:13.587	37.466	51.611	44.510		9:54:17.870	4		2:18.904	40.134	53.721	45.049		9:57:07.157			
5		2:21.211 P	37.626	52.789	50.796		9:56:39.081	5		2:19.456	38.923	53.530	47.003		9:59:26.613			
6		8:33.274	6:48.049	51.661	53.564		10:05:12.355	6		2:18.901	39.570	53.070	46.261		10:01:45.514			
7		2:11.913	36.890	51.536	43.487		10:07:24.268	7		2:17.059	38.190	53.200	45.669		10:04:02.573			
8		2:13.255	37.821	51.589	43.845		10:09:37.523	8		2:27.864 P	38.756	53.240	55.868		10:06:30.437			
9		2:17.841 P	37.268	52.125	48.448		10:11:55.364	9		6:18.463	4:23.347	1:03.482	51.634		10:12:48.900			
3 Denis Gibaud							10 2:27.266 44.761 54.877 47.628 10:15:16.166											
MILAN COMPETITION							11 43.914 58.120											
Lap D Time Sector 1 Sector 2 Sector 3 T. Spd Elapsed							8 Nicolas Milan MILAN COMPETITION											
1		9:54:15.349	9:52:26.953	1:01.379	47.017		9:54:15.349	Lap D Time Sector 1 Sector 2 Sector 3 T. Spd Elapsed	1		9:56:55.997	9:55:12.310	56.464	47.223		9:56:55.997		
2		2:19.242	39.259	53.895	46.088		9:56:34.591	2		2:18.102	39.096	53.278	45.728		9:59:14.099			
3		2:16.395	38.370	53.261	44.764		9:58:50.986	3		2:15.882	38.404	52.612	44.866		10:01:29.981			
4		2:17.466	39.086	53.223	45.157		10:01:08.452	4		2:13.416	37.937	51.618	43.861		10:03:43.397			
5		2:16.536	38.353	53.488	44.695		10:03:24.988	5		2:12.570	37.336	51.655	43.579		10:05:55.967			
6		2:17.756	38.715	53.264	45.777		10:05:42.744	6		2:12.212	37.486	50.780	43.946		10:08:08.179			
7		2:18.961	38.545	54.471	45.945		10:08:01.705	7		2:10.239	36.934	50.341	42.964		10:10:18.418			
8		2:16.513	38.049	53.590	44.874		10:10:18.218	8		2:09.898	36.881	50.477	42.540		10:12:28.316			
9		2:16.823	38.344	53.410	45.069		10:12:35.041	9		2:09.267	36.745	50.129	42.393		10:14:37.583			
10		2:15.732	38.336	52.721	44.675		10:14:50.773	10		2:07.754	36.659	49.574	41.521		10:16:45.337			
11		2:17.081	38.616	52.974	45.491		10:17:07.854	11			40.663	1:00.076						
4 Mathieu Blaise							9 Marc de Fulgencio											
RACING TECHNOLOGY							TEAM VRT											
Lap D Time Sector 1 Sector 2 Sector 3 T. Spd Elapsed	Lap D Time Sector 1 Sector 2 Sector 3 T. Spd Elapsed	1		9:58:04.377	9:56:27.507	52.355	44.515		9:58:04.377	1		9:57:02.747	9:55:15.328	58.395	49.024		9:57:02.747	
2		2:14.407	38.810	51.707	43.890		10:00:18.784	2		2:22.637	40.875	55.306	46.456		9:59:25.384			
3		2:14.312	37.849	52.070	44.393		10:02:33.096	3		2:20.794	39.437	53.439	47.918		10:01:46.178			
4		2:13.796	37.670	52.079	44.047		10:04:46.892	4		2:18.479	39.095	53.670	45.714		10:04:04.657			
5		2:26.243 P	38.071	52.962	55.210		10:07:13.135	5		2:17.248	39.109	53.134	45.005		10:06:21.905			
6		3:38.442	2:02.893	51.637	43.912		10:10:51.577	6		2:20.081	42.940	52.732	44.409		10:08:41.986			
7		2:12.991	37.773	51.282	43.936		10:13:04.568	7		2:14.081	38.278	52.094	43.709		10:10:56.067			
8		2:13.975	37.599	52.258	44.118		10:15:18.543	8		2:13.680	37.862	51.777	44.041		10:13:09.747			
9			42.705	57.643				9		2:11.821	37.693	51.177	42.951		10:15:21.568			
5 Stéphane Proux							10 44.367 1:00.184											
AUTOMECA							11 Sylvain Noel											
Lap D Time Sector 1 Sector 2 Sector 3 T. Spd Elapsed	Lap D Time Sector 1 Sector 2 Sector 3 T. Spd Elapsed	1		9:48:01.874 P	9:45:57.218	1:04.790	59.866		9:48:01.874	Lap D Time Sector 1 Sector 2 Sector 3 T. Spd Elapsed	1		9:53:48.330	9:52:14.113	51.094	43.123		9:53:48.330
2		5:24.951	3:44.543	54.891	45.517		9:53:26.825	2		2:11.360	37.002	50.296	44.062		9:55:59.690			
3		2:18.212	39.684	52.280	46.248		9:55:45.037	3		2:10.599	36.840	50.418	43.341		9:58:10.289			
4		2:22.429	40.995	53.614	47.820		9:58:07.466	4		2:19.344 P	37.045	51.953	50.346		10:00:29.633			
5		2:18.375	39.519	53.741	45.115		10:00:25.841	5		7:28.515	5:49.301	53.535	45.679		10:07:58.148			
6		2:16.403	38.751	52.684	44.968		10:02:42.244	6		2:09.970	36.565	50.324	43.081		10:10:08.118			
7		2:16.470	38.507	53.342	44.621		10:04:58.714	7		2:13.469	37.076	51.750	44.643		10:12:21.587			
8		2:23.936 P	37.958	52.223	53.755		10:07:22.650	8		2:29.801	37.024	1:03.533	49.244		10:14:51.388			
9		3:50.470	2:13.166	52.990	44.314		10:11:13.120	9		2:09.483	36.571	50.311	42.601		10:17:00.871			
10		2:15.352	37.511	52.969	44.872		10:13:28.472	10			41.940	57.707						
11		2:18.511	38.156	52.313	48.042		10:15:46.983											
12			47.826	57.896														





Circuito de Barcelona
Alpine ELF Europa Cup
Qualifying - 1
Lap Analysis



14

Julien Neveu

18

Pierre Macchi

AUTOSPORT GP

AUTOSPORT GP

Lap D	Time	Sector 1	Sector 2	Sector 3	T. Spd	Elapsed	Lap D	Time	Sector 1	Sector 2	Sector 3	T. Spd	Elapsed
1	9:52:01.942	9:50:24.261	53.257	44.424		9:52:01.942	1 1	9:47:40.014	9:46:01.364	53.223	45.427		9:47:40.014
2	2:15.111	41.167	50.597	43.347		9:54:17.053	2 1	2:15.737	39.220	51.880	44.637		9:49:55.751
3	2:10.430	36.978	50.273	43.179		9:56:27.483	3 1	2:30.351	38.605	52.309	59.437		9:52:26.102
4	2:09.843	36.617	50.589	42.637		9:58:37.326	4 1	2:28.268	37.917	53.312	57.039		9:54:54.370
5	2:09.345	36.364	50.204	42.777		10:00:46.671	5 1	2:34.577	44.674	56.827	53.076		9:57:28.947
6	2:17.710 P	36.533	50.552	50.625		10:03:04.381	6 1	2:15.448	37.709	52.676	45.063		9:59:44.395
7	4:37.439	2:52.315	57.654	47.470		10:07:41.820	7 1	2:15.649	38.261	52.181	45.207		10:02:00.044
8	2:20.175	40.031	53.846	46.298		10:10:01.995	8 1	2:25.205 P	37.837	52.370	54.998		10:04:25.249
9	2:21.657	38.677	57.030	45.950		10:12:23.652	9 1	5:37.823	3:39.199	51.939	1:06.685		10:10:03.072
10	2:16.126	37.814	52.658	45.654		10:14:39.778	10 1	2:49.747	38.082	1:27.718	43.947		10:12:52.819
11		37.686	53.319				11 1		37.712	52.876			

15

Gael Castelli

21

Marc Guillot

MILAN COMPETITION

MILAN COMPETITION

Lap D	Time	Sector 1	Sector 2	Sector 3	T. Spd	Elapsed	Lap D	Time	Sector 1	Sector 2	Sector 3	T. Spd	Elapsed
1	9:55:31.908	9:53:58.985	50.315	42.608		9:55:31.908	1	9:53:12.052 P	9:51:16.007	59.150	56.895		9:53:12.052
2	2:09.932	36.687	50.322	42.923		9:57:41.840	2	3:41.484	1:54.030	59.173	48.281		9:56:53.536
3	2:17.976 P	37.109	50.848	50.019		9:59:59.816	3	2:19.923	39.634	54.115	46.174		9:59:13.459
4	4:37.890 P	2:44.944	59.490	53.456		10:04:37.706	4	2:18.565	40.104	53.346	45.115		10:01:32.024
5	3:59.002	2:20.182	53.991	44.829		10:08:36.708	5	2:15.615	38.233	52.981	44.401		10:03:47.639
6	2:12.739	38.682	51.161	42.896		10:10:49.447	6	2:13.240	37.967	51.567	43.706		10:06:00.879
7	2:11.256	37.538	50.877	42.841		10:13:00.703	7	2:12.291	38.057	51.103	43.131		10:08:13.170
8	2:10.512	37.703	50.305	42.504		10:15:11.215	8	2:10.911	37.568	50.648	42.695		10:10:24.081
9		40.753	52.786				9	2:11.264	37.269	51.226	42.769		10:12:35.345

17

Jean-Baptiste Mela

33

Grégory Romano

AUTOSPORT GP

CMR

Lap D	Time	Sector 1	Sector 2	Sector 3	T. Spd	Elapsed	Lap D	Time	Sector 1	Sector 2	Sector 3	T. Spd	Elapsed
1	9:47:19.037	9:45:46.182	50.442	42.413		9:47:19.037	1	9:47:38.694	9:45:59.426	52.719	46.549		9:47:38.694
2	2:09.737	36.644	50.413	42.680		9:49:28.774	2	2:14.890	38.404	52.248	44.238		9:49:53.584
3	2:35.700	57.983	53.820	43.897		9:52:04.474	3	2:14.515	38.595	51.767	44.153		9:52:08.099
4	2:11.003	36.599	50.601	43.803		9:54:15.477	4	2:14.394	38.240	52.243	43.911		9:54:22.493
5	2:13.581	37.402	52.520	43.659		9:56:29.058	5	2:15.115	38.141	52.221	44.753		9:56:37.608
6	2:12.013	37.460	51.269	43.284		9:58:41.071	6	2:13.691	37.762	52.005	43.924		9:58:51.299
7	2:18.113 P	37.466	51.446	49.201		10:00:59.184	7	2:37.568 P	37.862	51.670	1:08.036		10:01:28.867
8	4:36.528	2:51.315	57.332	47.881		10:05:35.712	8	4:46.894	3:09.927	51.882	45.085		10:06:15.761
9	2:19.298	41.257	53.543	44.498		10:07:55.010	9	2:15.366	38.160	52.323	44.883		10:08:31.127
10	2:14.921	38.500	52.857	43.564		10:10:09.931	10	2:14.627	38.131	52.355	44.141		10:10:45.754
11	2:12.363	38.003	51.764	42.596		10:12:22.294	11	2:16.283	38.587	52.574	45.122		10:13:02.037
12	2:09.918	37.175	50.697	42.046		10:14:32.212	12	2:14.348	38.382	52.103	43.863		10:15:16.385
13	2:08.515	36.779	49.822	41.914		10:16:40.727	13		43.391	1:03.729			
14		36.968	49.523										





Circuito de Barcelona
Alpine ELF Europa Cup
Qualifying - 1
Lap Analysis



69

Laurent Hurgon

AUTOSPORT GP-PATRICK
 ROGER

Lap D	Time	Sector 1	Sector 2	Sector 3	T. Spd	Elapsed
1	9:47:22.264	9:45:45.647	52.345	44.272		9:47:22.264
2	2:13.260	37.533	51.319	44.408		9:49:35.524
3	2:13.199	37.375	51.711	44.113		9:51:48.723
4	2:13.442	37.649	51.470	44.323		9:54:02.165
5	2:20.377 P	37.271	51.600	51.506		9:56:22.542
6	5:40.128	3:56.565	55.007	48.556		10:02:02.670
7	2:17.299	39.187	52.897	45.215		10:04:19.969
8	2:14.873	38.162	51.705	45.006		10:06:34.842
9	2:12.614	37.679	50.897	44.038		10:08:47.456
10	2:10.558	37.078	50.299	43.181		10:10:58.014
11	2:10.412	37.043	50.526	42.843		10:13:08.426
12	2:10.580	36.987	50.433	43.160		10:15:19.006
13		42.791	53.673			

110

Jaime Hernandez

RACING TECHNOLOGY

Lap D	Time	Sector 1	Sector 2	Sector 3	T. Spd	Elapsed
1	9:58:04.516	9:56:28.471	51.874	44.171		9:58:04.516
2	2:11.514	37.308	51.259	42.947		10:00:16.030
3	2:11.839	37.660	50.778	43.401		10:02:27.869
4	2:12.942	37.817	51.273	43.852		10:04:40.811
5	2:12.955	38.092	51.460	43.403		10:06:53.766
6	2:23.576 P	38.202	51.762	53.612		10:09:17.342
7	3:48.820	2:13.933	51.006	43.881		10:13:06.162
8	2:14.698	37.487	51.166	46.045		10:15:20.860
9		44.468	59.364			

76

Pierre Sancinena

CMR

Lap D	Time	Sector 1	Sector 2	Sector 3	T. Spd	Elapsed
1	9:54:03.209	9:52:26.992	52.447	43.770		9:54:03.209
2	2:11.671	36.958	51.263	43.450		9:56:14.880
3	2:11.207	37.126	50.768	43.313		9:58:26.087
4	2:11.919	37.174	51.210	43.535		10:00:38.006
5	2:22.657 P	37.307	55.078	50.272		10:03:00.663
6	5:51.282	4:17.442	50.761	43.079		10:08:51.945
7	2:11.287	37.170	51.176	42.941		10:11:03.232
8	2:11.398	37.169	50.924	43.305		10:13:14.630
9	2:11.160	37.187	50.875	43.098		10:15:25.790
10		42.399	59.212			

77

Thomas Padovani

MILAN COMPETITION

Lap D	Time	Sector 1	Sector 2	Sector 3	T. Spd	Elapsed
1	9:47:31.002	9:45:54.216	52.584	44.202		9:47:31.002
2	2:11.330	37.167	51.245	42.918		9:49:42.332
3	2:11.734	38.063	50.541	43.130		9:51:54.066
4	2:11.687	37.114	51.169	43.404		9:54:05.753
5	2:11.495	37.102	51.054	43.339		9:56:17.248
6	2:11.586	37.083	51.007	43.496		9:58:28.834
7	2:11.758	37.318	51.051	43.389		10:00:40.592
8	2:19.078 P	37.155	51.528	50.395		10:02:59.670
9	5:15.921	3:28.578	59.134	48.209		10:08:15.591
10	2:20.033	41.220	53.479	45.334		10:10:35.624
11	2:15.424	38.595	52.400	44.429		10:12:51.048
12	2:14.554	38.339	52.600	43.615		10:15:05.602
13		41.879	57.045			





Circuito de Barcelona
Alpine ELF Europa Cup
Qualifying - 1
Best Sectors Results



Sector - 1			Sector - 2			Sector - 3			Ideal Lap vs Best Lap						
Clas	Nº	Driver	Time	Nº	Driver	Time	Nº	Driver	Time	Clas	Nº	Driver	Ideal Lap	Best Lap	Clas
1	14	Julien Neveu	36.364	21	Marc Guillot	49.234	8	Nicolas Milan	41.521	1	8	Nicolas Milan	2:07.754	2:07.754	1
2	11	Sylvain Noel	36.565	17	Jean-Baptiste Mela	49.523	21	Marc Guillot	41.638	2	21	Marc Guillot	2:07.812	2:07.812	2
3	17	Jean-Baptiste Mela	36.599	8	Nicolas Milan	49.574	17	Jean-Baptiste Mela	41.914	3	17	Jean-Baptiste Mela	2:08.036	2:08.515	3
4	8	Nicolas Milan	36.659	14	Julien Neveu	50.204	15	Gael Castelli	42.504	4	14	Julien Neveu	2:09.205	2:09.345	4
5	15	Gael Castelli	36.687	11	Sylvain Noel	50.296	11	Sylvain Noel	42.601	5	11	Sylvain Noel	2:09.462	2:09.483	5
6	2	Vincent Beltoise	36.890	69	Laurent Hurgon	50.299	14	Julien Neveu	42.637	6	15	Gael Castelli	2:09.496	2:09.932	6
7	21	Marc Guillot	36.940	15	Gael Castelli	50.305	69	Laurent Hurgon	42.843	7	69	Laurent Hurgon	2:10.129	2:10.412	7
8	76	Pierre Sancinéna	36.958	77	Thomas Padovani	50.541	77	Thomas Padovani	42.918	8	77	Thomas Padovani	2:10.542	2:11.330	9
9	69	Laurent Hurgon	36.987	76	Pierre Sancinéna	50.761	76	Pierre Sancinéna	42.941	9	76	Pierre Sancinéna	2:10.660	2:11.160	8
10	77	Thomas Padovani	37.083	110	Jaime Hernandez	50.778	110	Jaime Hernandez	42.947	10	110	Jaime Hernandez	2:11.033	2:11.514	10
11	11	Jaime Hernandez	37.308	9	Marc de Fulgencio	51.177	9	Marc de Fulgencio	42.951	11	9	Marc de Fulgencio	2:11.821	2:11.821	11
12	5	Stéphane Proux	37.511	4	Mathieu Blaise	51.282	2	Vincent Beltoise	43.487	12	2	Vincent Beltoise	2:11.913	2:11.913	12
13	4	Mathieu Blaise	37.599	2	Vincent Beltoise	51.536	33	Grégory Romano	43.863	13	4	Mathieu Blaise	2:12.771	2:12.991	13
14	9	Marc de Fulgencio	37.693	33	Grégory Romano	51.670	4	Mathieu Blaise	43.890	14	33	Grégory Romano	2:13.295	2:13.691	14
15	18	Pierre Macchi	37.709	18	Pierre Macchi	51.880	18	Pierre Macchi	43.947	15	18	Pierre Macchi	2:13.536	2:15.448	16
16	33	Grégory Romano	37.762	5	Stéphane Proux	52.223	5	Stéphane Proux	44.314	16	5	Stéphane Proux	2:14.048	2:15.352	15
17	3	Denis Gibaud	38.049	3	Denis Gibaud	52.721	3	Denis Gibaud	44.675	17	3	Denis Gibaud	2:15.445	2:15.732	17
18	7	Franc Rouxel	38.190	7	Franc Rouxel	53.070	7	Franc Rouxel	45.049	18	7	Franc Rouxel	2:16.309	2:17.059	18





Circuito de Barcelona
Alpine ELF Europa Cup
Qualifying - 1
Best 5 Lap Times



Cls	Nº	Driver	Nat	Team	Level	Category	Best 1		Best 2		Best 3		Best 4		Best 5	
							Time	Lap	Time	Lap	Time	Lap	Time	Lap	Time	Lap
1	8	Nicolas Milan	FRA	MILAN COMPETITION	Inter C		2:07.754	10	2:09.267	9	2:09.898	8	2:10.239	7	2:12.212	6
2	21	Marc Guillot	FRA	MILAN COMPETITION	Inter C		2:07.812	11	2:08.833	10	2:10.911	8	2:11.264	9	2:12.291	7
3	17	Jean-Baptiste Mela	FRA	AUTOSPORT GP	Inter C	Junior	2:08.515	13	2:09.737	2	2:09.918	12	2:11.003	4	2:12.013	6
4	14	Julien Neveu	FRA	AUTOSPORT GP	Inter C		2:09.345	5	2:09.843	4	2:10.430	3	2:15.111	2	2:16.126	10
5	11	Sylvain Noel	FRA	RACING TECHNOLOGY	Inter C	Gentleman	2:09.483	9	2:09.970	6	2:10.599	3	2:11.360	2	2:13.469	7
6	15	Gael Castelli	FRA	MILAN COMPETITION	Inter C		2:09.932	2	2:10.512	8	2:11.256	7	2:12.739	6	2:17.976	3
7	69	Laurent Hurgon	FRA	AUTOSPORT GP-PATRICK BOFFA	Inter C	Gentleman	2:10.412	11	2:10.558	10	2:10.580	12	2:12.614	9	2:13.199	3
8	76	Pierre Sancinéna	FRA	CMR	Inter C		2:11.160	9	2:11.207	3	2:11.287	7	2:11.398	8	2:11.671	2
9	77	Thomas Padovani	EST	MILAN COMPETITION	Inter C		2:11.330	2	2:11.495	5	2:11.586	6	2:11.687	4	2:11.734	3
10	110	Jaime Hernandez	ESP	RACING TECHNOLOGY	Inter C	Gentleman	2:11.514	2	2:11.839	3	2:12.942	4	2:12.955	5	2:14.698	8
11	9	Marc de Fulgencio	ESP	TEAM VRT	Inter B	Junior	2:11.821	9	2:13.680	8	2:14.081	7	2:17.248	5	2:18.479	4
12	2	Vincent Beltoise	FRA	CMR - CCF	Inter C		2:11.913	7	2:13.255	8	2:13.587	4	2:13.790	2	2:14.327	3
13	4	Mathieu Blaise	FRA	RACING TECHNOLOGY	Inter D		2:12.991	7	2:13.796	4	2:13.975	8	2:14.312	3	2:14.407	2
14	33	Grégory Romano	MC	CMR	Inter D	Gentleman	2:13.691	6	2:14.348	12	2:14.394	4	2:14.515	3	2:14.627	10
15	5	Stéphane Proux	FRA	AUTOMECA	Inter D		2:15.352	10	2:16.403	6	2:16.470	7	2:18.212	3	2:18.375	5
16	18	Pierre Macchi	FRA	AUTOSPORT GP	Inter D	Gentleman	2:15.448	6	2:15.649	7	2:15.737	2	2:25.205	8	2:28.268	4
17	3	Denis Gibaud	FRA	MILAN COMPETITION	Inter C	Gentleman	2:15.732	10	2:16.395	3	2:16.513	8	2:16.536	5	2:16.823	9
18	7	Franc Rouxel	FRA	AUTOMECA	Inter D	Gentleman	2:17.059	7	2:18.901	6	2:18.904	4	2:19.146	3	2:19.456	5





Circuito de Barcelona
Alpine ELF Europa Cup
Qualifying - 1
Fastest Laps Sequence



Lap	Time of Day	Session Time	Nº	Driver	Nat	Team	Level	Category	Time	Km/h
2	9:49:28.774	4:28.774	17	Jean-Baptiste Mela	FRA	AUTOSPORT GP	Inter C	Junior	2:09.737	129.1
5	10:00:46.671	15:46.671	14	Julien Neveu	FRA	AUTOSPORT GP	Inter C		2:09.345	129.5
9	10:14:37.583	29:37.583	8	Nicolas Milan	FRA	MILAN COMPETITION	Inter C		2:09.267	129.6
10	10:14:44.178	29:44.178	21	Marc Guillot	FRA	MILAN COMPETITION	Inter C		2:08.833	130.0
13	10:16:40.727	31:40.727	17	Jean-Baptiste Mela	FRA	AUTOSPORT GP	Inter C	Junior	2:08.515	130.3
10	10:16:45.337	31:45.337	8	Nicolas Milan	FRA	MILAN COMPETITION	Inter C		2:07.754	131.1





Circuito de Barcelona
Alpine ELF Europa Cup
Qualifying - 1
Pit Stop Analysis



2 Vincent Beltoise CMR - CCF

Nr.	In Day Time	In Time	Out Time	Pit Time	T. Pit Time	Handicap	Penalty
1	9:56:36.692	9:56:36.692	10:02:50.401	6:13.709	6:13.709		

4 Mathieu Blaise RACING TECHNOLOGY

Nr.	In Day Time	In Time	Out Time	Pit Time	T. Pit Time	Handicap	Penalty
1	10:07:10.750	10:07:10.750	10:08:38.467	1:27.717	1:27.717		

5 Stéphane Proux AUTOMECA

Nr.	In Day Time	In Time	Out Time	Pit Time	T. Pit Time	Handicap	Penalty
1	9:47:59.150	9:47:59.150	9:51:05.328	3:06.178	3:06.178		
2	10:07:19.507	10:07:19.507	10:08:58.391	1:38.884	4:45.062		

7 Franc Rouxel Gentleman AUTOMECA

Nr.	In Day Time	In Time	Out Time	Pit Time	T. Pit Time	Handicap	Penalty
1	10:06:27.964	10:06:27.964	10:10:04.105	3:36.141	3:36.141		

11 Sylvain Noel Gentleman RACING TECHNOLOGY

Nr.	In Day Time	In Time	Out Time	Pit Time	T. Pit Time	Handicap	Penalty
1	10:00:26.866	10:00:26.866	10:05:35.955	5:09.089	5:09.089		

14 Julien Neveu AUTOSPORT GP

Nr.	In Day Time	In Time	Out Time	Pit Time	T. Pit Time	Handicap	Penalty
1	10:03:01.807	10:03:01.807	10:05:12.560	2:10.753	2:10.753		

15 Gael Castelli MILAN COMPETITION

Nr.	In Day Time	In Time	Out Time	Pit Time	T. Pit Time	Handicap	Penalty
1	9:59:57.421	9:59:57.421	10:02:03.412	2:05.991	2:05.991		
2	10:04:35.075	10:04:35.075	10:06:18.929	1:43.854	3:49.845		

17 Jean-Baptiste Mela Junior AUTOSPORT GP

Nr.	In Day Time	In Time	Out Time	Pit Time	T. Pit Time	Handicap	Penalty
1	10:00:56.790	10:00:56.790	10:03:06.498	2:09.708	2:09.708		

18 Pierre Macchi Gentleman AUTOSPORT GP
 Pierre Combot

Nr.	In Day Time	In Time	Out Time	Pit Time	T. Pit Time	Handicap	Penalty
1	10:04:21.392	10:04:21.392	10:07:21.509	3:00.117	3:00.117		

21 Marc Guillot MILAN COMPETITION

Nr.	In Day Time	In Time	Out Time	Pit Time	T. Pit Time	Handicap	Penalty
1	9:53:08.981	9:53:08.981	9:54:24.640	1:15.659	1:15.659		

33 Grégory Romano Gentleman CMR

Nr.	In Day Time	In Time	Out Time	Pit Time	T. Pit Time	Handicap	Penalty
1	10:01:26.267	10:01:26.267	10:04:01.533	2:35.266	2:35.266		

69 Laurent Hurgon Gentleman AUTOSPORT GP-PATRICK ROGER

Nr.	In Day Time	In Time	Out Time	Pit Time	T. Pit Time	Handicap	Penalty
1	9:56:19.033	9:56:19.033	9:59:37.412	3:18.379	3:18.379		

76 Pierre Sancinena CMR

Nr.	In Day Time	In Time	Out Time	Pit Time	T. Pit Time	Handicap	Penalty
1	10:02:58.161	10:02:58.161	10:06:42.535	3:44.374	3:44.374		

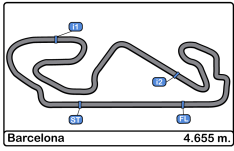
77 Thomas Padovani MILAN COMPETITION

Nr.	In Day Time	In Time	Out Time	Pit Time	T. Pit Time	Handicap	Penalty
1	10:02:57.019	10:02:57.019	10:05:24.982	2:27.963	2:27.963		

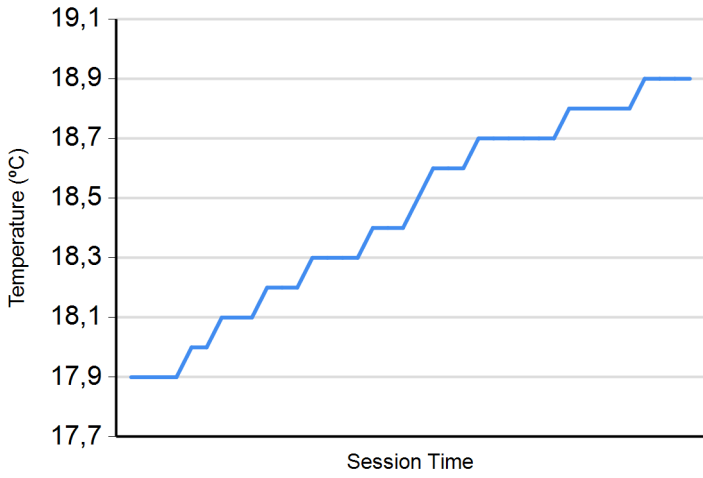
110 Jaime Hernandez Gentleman RACING TECHNOLOGY

Nr.	In Day Time	In Time	Out Time	Pit Time	T. Pit Time	Handicap	Penalty
1	10:09:14.921	10:09:14.921	10:10:53.496	1:38.575	1:38.575		

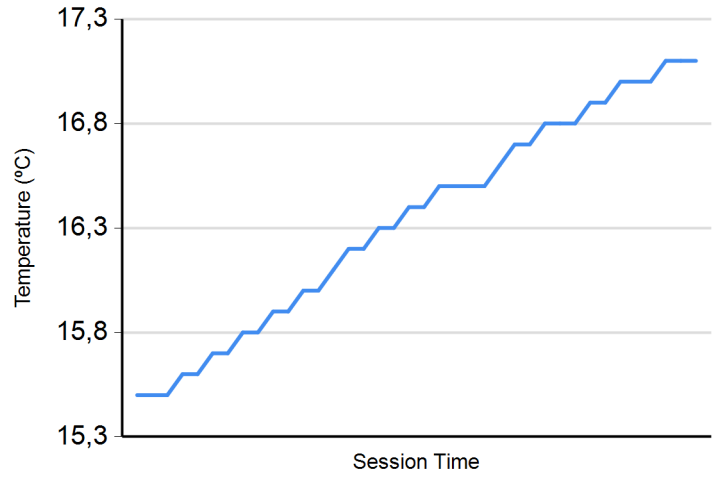




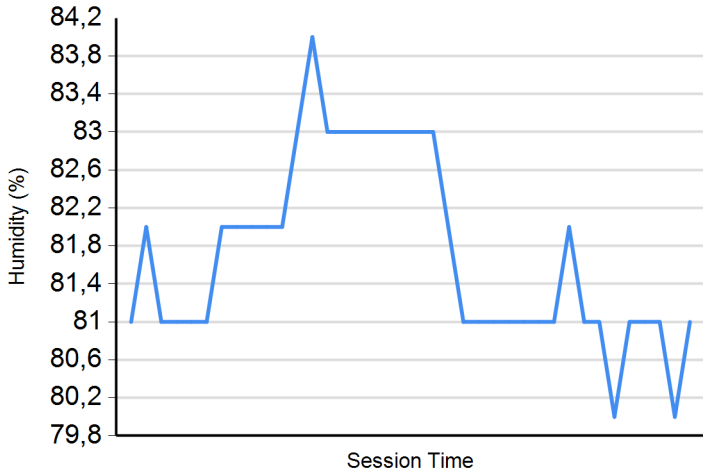
Air Temperature



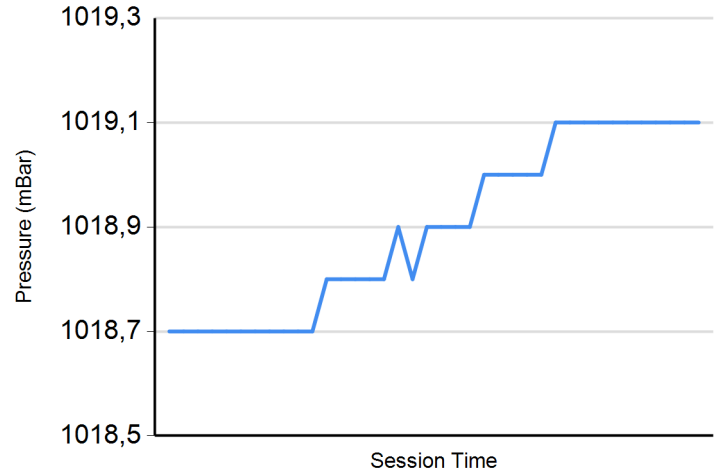
Track Temperature



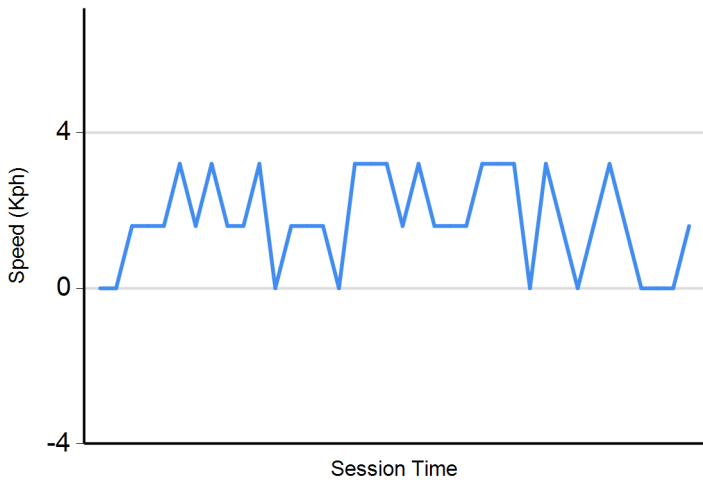
Humidity



Pressure



Wind Speed



Wind direction

North = 0°/360° Est = 90° South = 180° West = 270°

