

Circuito de Barcelona
International GT Open
Race - 2
Provisional Results



Cls	Nº	Entrant/Team	Nat	Driver 1	Nat	Status	Driver 2	Nat	Status	Vehicle	Cat	Cl	Laps	Total Time	Gap	Interval	Km/h	Best	Time	Km/h
1	25	Imperiale Racing	ITA	Riccardo Agostini	ITA	Gold	Rik Breukers	NLD	Silver	Lamborghini Huracan GT3	PRO	1	33	1:00:48.297			151.5	17	1:45.316	159.1
2	51	Luzich Racing	USA	Alessandro Pier Guidi	ITA	Platinum	Mikkel Mac	DNK	Gold	Ferrari 488 GT3	PRO	2	33	1:00:53.580	5.283	5.283	151.3	19	1:45.836	158.3
3	36	Drivex School	ESP	Christian Hahn	BRA	Bronze	Lucas Auer	AUT	Gold	Mercedes AMG GT3	PROAM	1	33	1:01:10.069	21.772	16.489	150.6	9	1:46.142	157.8
4	47	RACE / BMW Team Teo Martín	ESP	Fran Rueda	ESP	Silver	Andrés Saravia	GTM	Silver	BMW M6 GT3	PRO	3	33	1:01:10.722	22.425	0.653	150.6	11	1:46.074	157.9
5	17	Senkyr Motorsport	CZE	Richard Gonda	SVK	Silver	Mikkel Jensen	DNK	Silver	BMW M6 GT3	PRO	4	33	1:01:20.422	32.125	9.700	150.2	33	1:46.175	157.8
6	96	Optimum Motorsport	GBR	Bradley Ellis	GBR	Silver	Oliver Wilkinson	GBR	Bronze	Audi R8 LMS	PROAM	2	33	1:01:21.724	33.427	1.302	150.2	16	1:46.053	158.0
7	6	Vincenzo Sospiri Racing	ITA	Kang Ling	CHN	Silver	Philip Keen	GBR	Gold	Lamborghini Huracan GT3	PRO	5	33	1:01:22.096	33.799	0.372	150.1	17	1:45.878	158.2
8	20	SPS Automotive Performance	DEU	Valentin Pierburg	DEU	Bronze	Tom Onslow-Cole	GBR	Gold	Mercedes AMG GT3	PROAM	3	33	1:01:22.845	34.548	0.749	150.1	18	1:45.488	158.8
9	52	Luzich Racing	USA	Marco Cioci	ITA	Gold	Matt Griffin	IRL	Gold	Ferrari 488 GT3	PRO	6	33	1:01:26.443	38.146	3.598	150.0	16	1:46.134	157.8
10	33	Rinaldi Racing	DEU	Christian Hook	DEU	Bronze	Dominik Schwager	DEU	Gold	Ferrari 488 GT3	PROAM	4	33	1:01:39.076	50.779	12.633	149.5	28	1:46.018	158.0
11	27	Daiko Lazarus Racing	ITA	Fabrizio Crestani	ITA	Silver	Miguel Ramos	PRT	Bronze	Lamborghini Huracan GT3	PROAM	5	33	1:01:40.024	51.727	0.948	149.4	16	1:46.165	157.8
12	16	Drivex School	ESP	Marcelo Hahn	BRA	Bronze	Allam Khodair	BRA	Gold	Mercedes AMG GT3	PROAM	6	33	1:01:41.608	53.311	1.584	149.3	17	1:46.091	157.9
13	333	Rinaldi Racing	DEU	Rinat Salikhov	RUS	Bronze	David Perel	ZAF	Silver	Ferrari 488 GT3	PROAM	7	33	1:01:41.984	53.687	0.376	149.3	19	1:45.671	158.5
14	84	Winward Racing / HTP Motorsport	USA	Russell Ward	USA	Silver	Indy Dontje	NLD	Silver	Mercedes AMG GT3	PRO	7	33	1:01:42.088	53.791	0.104	149.3	17	1:45.470	158.8
15	28	Daiko Lazarus Racing	ITA	Toby Sowery	GBR	Silver	Giuseppe Cipriani	ITA	Bronze	Lamborghini Huracan GT3	PROAM	8	33	1:01:46.246	57.949	4.158	149.2	19	1:45.999	158.0
16	11	RS Racing	ITA	Daniele Di Amato	ITA	Silver	Andrea Montermini	ITA	Gold	Ferrari 488 GT3	PRO	8	33	1:01:47.586	59.289	1.340	149.1	13	1:46.836	156.8
17	63	Imperiale Racing	ITA	Giovanni Venturini	ITA	Gold	Jeroen Mul	NLD	Silver	Lamborghini Huracan GT3	PRO	9	33	1:01:47.790	59.493	0.204	149.1	8	1:45.469	158.8
18	91	Target Racing	ITA	Stefano Costantini	ITA	Bronze				Lamborghini Huracan GT3	AM	1	33	1:02:00.042	1:11.745	12.252	148.6	28	1:46.628	157.1
19	66	Vincenzo Sospiri Racing	ITA	Giulio Borlenghi	BRA	Bronze	Andrzej Lewandowski	POL	Bronze	Lamborghini Huracan GT3	AM	2	33	1:02:00.647	1:12.350	0.605	148.6	9	1:46.658	157.1
20	77	Olimp Racing	POL	Mateusz Lisowski	POL	Bronze				Silver Audi R8 LMS	PRO	10	33	1:02:07.548	1:19.251	6.901	148.3	22	1:45.762	158.4
21	111	Porteiro Motorsport	ESP	Charles Finelli	USA	Bronze	Phillippe Denes	USA	Bronze	Mercedes AMG GT3	AM	3	33	1:02:16.574	1:28.277	9.026	148.0	13	1:46.687	157.0
22	99	Sports and You	PRT	Manuel Da Costa	PRT	Bronze	Miguel Sardinha	PRT	Bronze	Mercedes AMG GT3	AM	4	33	1:02:29.172	1:40.875	12.598	147.5	27	1:47.394	156.0
23	19	Imperiale Racing	ITA	Jiatong Liang	CHN	Bronze	Raffaele Giammaria	ITA	Gold	Lamborghini Huracan GT3	PROAM	9	32	1:00:14.252	1 Lap	1 Lap	148.3	10	1:46.321	157.6
24	71	Luzich Racing	USA	Alexander West	SWE	Bronze	Michele Rugolo	ITA	Gold	Ferrari 488 GT3	PROAM	10	32	1:00:45.212	1 Lap	30.960	147.1	14	1:46.472	157.3
25	5	Olimp Racing	POL	Stanislaw Jedlinski	POL	Bronze	Malgorzata Rdest	POL	Bronze	Audi R8 LMS	AM	5	31	1:00:50.088	2 Laps	1 Lap	142.3	29	1:46.699	157.0
26	90	Target Racing	ITA	Alberto Di Folco	ITA	Silver	Adrian Zaugg	CHE	Silver	Lamborghini Huracan GT3	PRO	11	28	52:39.629	5 Laps	3 Laps	148.5	16	1:46.201	157.7
Not classified: (Requirements: 75% of number laps of leader = 25 Laps)																				
	72	Lechner Racing	AUT	Mario Plachutta	AUT	Bronze	Thomas Jäger	DEU	Gold	Mercedes AMG GT3	PROAM	11	24	45:21.551	9 Laps	4 Laps	147.7	10	1:46.261	157.7
	3	RACE / BMW Team Teo Martín	ESP	Lourenço Beirão da Veiga	PRT	Silver	Juan Cruz Álvarez	ARG	Silver	BMW M6 GT3	PRO	12	19	37:08.013	14 Laps	5 Laps	142.9	8	1:46.839	156.8
	12	Ombra Racing	ITA	Andrea Rizzoli	ITA	Silver	Damiano Fioravanti	ITA	Silver	Lamborghini Huracan GT3	PRO	13	18	34:33.480	15 Laps	1 Lap	145.4	16	1:46.060	158.0
	7	RACE / BMW Team Teo Martín	ESP	Márcio Basso	BRA	Bronze				BMW M6 GT3	AM	6	1	1:59.419	32 Laps	17 Laps	140.3	1	1:59.419	140.3

Fastest lap Agostini - Breukers in 1:45.316 at 159.1 Km/h in lap 17


2 SEC TIME PENALTY ADDED TO RACE TIME CAR 11 LESS TIME IN HANDICAP

2 SEC TIME PENALTY ADDED TO RACE TIME CAR 19 LESS TIME IN HANDICAP

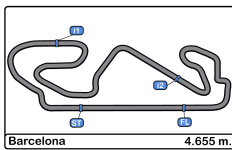
1 SEC TIME PENALTY ADDED TO RACE TIME CAR 63 LESS TIME IN HANDICAP

Published at:.....

Track Temp: 32.1 °C Air Temp: 25.4 °C Humidity: 55 % Track Status: WET

Stewards:	Race Director:	Timekeeper: 
-----------	----------------	---





Circuito de Barcelona
International GT Open
Race - 2
Provisional Results by Class



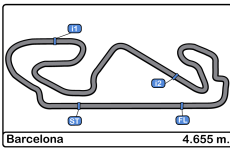
Cls	Nº	Entrant/Team	Nat	Driver 1	Nat	Status	Driver 2	Nat	Status	Vehicle	Cat	Cl	Laps	Total Time	Gap	Interval	Km/h	Best	Time	Km/h
PRO																				
1	25	Imperiale Racing	ITA	<u>Riccardo Agostini</u>	ITA	Gold	Rik Breukers	NLD	Silver	Lamborghini Huracan GT3	PRO	1	33	1:00:48.297			151.5	17	1:45.316	159.1
2	51	Luzich Racing	USA	<u>Alessandro Pier Guidi</u>	ITA	Platinum	Mikkel Mac	DNK	Gold	Ferrari 488 GT3	PRO	2	33	1:00:53.580	5.283	5.283	151.3	19	1:45.836	158.3
3	47	RACE / BMW Team Teo Martín	ESP	<u>Fran Rueda</u>	ESP	Silver	Andrés Saravia	GTM	Silver	BMW M6 GT3	PRO	3	33	1:01:10.722	22.425	17.142	150.6	11	1:46.074	157.9
4	17	Senkyr Motorsport	CZE	Richard Gonda	SVK	Silver	<u>Mikkel Jensen</u>	DNK	Silver	BMW M6 GT3	PRO	4	33	1:01:20.422	32.125	9.700	150.2	33	1:46.175	157.8
5	6	Vincenzo Sospiri Racing	ITA	<u>Kang Ling</u>	CHN	Silver	Philip Keen	GBR	Gold	Lamborghini Huracan GT3	PRO	5	33	1:01:22.096	33.799	1.674	150.1	17	1:45.878	158.2
6	52	Luzich Racing	USA	Marco Cioci	ITA	Gold	<u>Matt Griffin</u>	IRL	Gold	Ferrari 488 GT3	PRO	6	33	1:01:26.443	38.146	4.347	150.0	16	1:46.134	157.8
7	84	Winward Racing / HTP Motorsport	USA	<u>Russell Ward</u>	USA	Silver	Indy Dontje	NLD	Silver	Mercedes AMG GT3	PRO	7	33	1:01:42.088	53.791	15.645	149.3	17	1:45.470	158.8
8	11	RS Racing	ITA	<u>Daniele Di Amato</u>	ITA	Silver	Andrea Montermini	ITA	Gold	Ferrari 488 GT3	PRO	8	33	1:01:47.586	59.289	5.498	149.1	13	1:46.836	156.8
9	63	Imperiale Racing	ITA	<u>Giovanni Venturini</u>	ITA	Gold	Jeroen Mul	NLD	Silver	Lamborghini Huracan GT3	PRO	9	33	1:01:47.790	59.493	0.204	149.1	8	1:45.469	158.8
10	77	Olimp Racing	POL	Mateusz Lisowski	POL	Bronze			Silver	Audi R8 LMS	PRO	10	33	1:02:07.548	1:19.251	19.758	148.3	22	1:45.762	158.4
11	90	Target Racing	ITA	<u>Alberto Di Folco</u>	ITA	Silver	Adrian Zaugg	CHE	Silver	Lamborghini Huracan GT3	PRO	11	28	52:39.629	5 Laps	5 Laps	148.5	16	1:46.201	157.7
Not classified: (Requirements: 75% of number laps of leader = 25 Laps)																				
3		RACE / BMW Team Teo Martín	ESP	Lourenço Beirão da Veiga	PRT	Silver	<u>Juan Cruz Álvarez</u>	ARG	Silver	BMW M6 GT3	PRO	12	19	37:08.013	14 Laps	9 Laps	142.9	8	1:46.839	156.8
12		Ombra Racing	ITA	<u>Andrea Rizzoli</u>	ITA	Silver	Damiano Fioravanti	ITA	Silver	Lamborghini Huracan GT3	PRO	13	18	34:33.480	15 Laps	1 Lap	145.4	16	1:46.060	158.0
PROAM																				
1	36	Drivex School	ESP	Christian Hahn	BRA	Bronze	<u>Lucas Auer</u>	AUT	Gold	Mercedes AMG GT3	PROAM	1	33	1:01:10.069			150.6	9	1:46.142	157.8
2	96	Optimum Motorsport	GBR	Bradley Ellis	GBR	Silver	<u>Oliver Wilkinson</u>	GBR	Bronze	Audi R8 LMS	PROAM	2	33	1:01:21.724	33.427	11.655	150.2	16	1:46.053	158.0
3	20	SPS Automotive Performance	DEU	<u>Valentin Pierburg</u>	DEU	Bronze	Tom Onslow-Cole	GBR	Gold	Mercedes AMG GT3	PROAM	3	33	1:01:22.845	34.548	1.121	150.1	18	1:45.488	158.8
4	33	Rinaldi Racing	DEU	<u>Christian Hook</u>	DEU	Bronze	Dominik Schwager	DEU	Gold	Ferrari 488 GT3	PROAM	4	33	1:01:39.076	50.779	16.231	149.5	28	1:46.018	158.0
5	27	Daiko Lazarus Racing	ITA	Fabrizio Crestani	ITA	Silver	<u>Miguel Ramos</u>	PRT	Bronze	Lamborghini Huracan GT3	PROAM	5	33	1:01:40.024	51.727	0.948	149.4	16	1:46.165	157.8
6	16	Drivex School	ESP	<u>Marcelo Hahn</u>	BRA	Bronze	Allam Khodair	BRA	Gold	Mercedes AMG GT3	PROAM	6	33	1:01:41.608	53.311	1.584	149.3	17	1:46.091	157.9
7	333	Rinaldi Racing	DEU	<u>Rinat Salikhov</u>	RUS	Bronze	David Perel	ZAF	Silver	Ferrari 488 GT3	PROAM	7	33	1:01:41.984	53.687	0.376	149.3	19	1:45.671	158.5
8	28	Daiko Lazarus Racing	ITA	Toby Sowery	GBR	Silver	<u>Giuseppe Cipriani</u>	ITA	Bronze	Lamborghini Huracan GT3	PROAM	8	33	1:01:46.246	57.949	4.262	149.2	19	1:45.999	158.0
9	19	Imperiale Racing	ITA	Jiatong Liang	CHN	Bronze	<u>Raffaele Giammaria</u>	ITA	Gold	Lamborghini Huracan GT3	PROAM	9	32	1:00:14.252	1 Lap	1 Lap	148.3	10	1:46.321	157.6
10	71	Luzich Racing	USA	Alexander West	SWE	Bronze	<u>Michele Rugolo</u>	ITA	Gold	Ferrari 488 GT3	PROAM	10	32	1:00:45.212	1 Lap	30.960	147.1	14	1:46.472	157.3
Not classified: (Requirements: 75% of number laps of leader = 25 Laps)																				
72		Lechner Racing	AUT	Mario Plachutta	AUT	Bronze	<u>Thomas Jäger</u>	DEU	Gold	Mercedes AMG GT3	PROAM	11	24	45:21.551	9 Laps	8 Laps	147.7	10	1:46.261	157.7
AM																				
1	91	Target Racing	ITA	Stefano Costantini	ITA	Bronze				Lamborghini Huracan GT3	AM	1	33	1:02:00.042			148.6	28	1:46.628	157.1
2	66	Vincenzo Sospiri Racing	ITA	<u>Giulio Borlenghi</u>	BRA	Bronze	Andrzej Lewandowski	POL	Bronze	Lamborghini Huracan GT3	AM	2	33	1:02:00.647	1:12.350	0.605	148.6	9	1:46.658	157.1
3	111	Porteiro Motorsport	ESP	Charles Finelli	USA	Bronze	<u>Phillippe Denes</u>	USA	Bronze	Mercedes AMG GT3	AM	3	33	1:02:16.574	1:28.277	15.927	148.0	13	1:46.687	157.0
4	99	Sports and You	PRT	Manuel Da Costa	PRT	Bronze	<u>Miguel Sardinha</u>	PRT	Bronze	Mercedes AMG GT3	AM	4	33	1:02:29.172	1:40.875	12.598	147.5	27	1:47.394	156.0
5	5	Olimp Racing	POL	<u>Stanislaw Jedlinski</u>	POL	Bronze	Malgorzata Rdest	POL	Bronze	Audi R8 LMS	AM	5	31	1:00:50.088	2 Laps	2 Laps	142.3	29	1:46.699	157.0
Not classified: (Requirements: 75% of number laps of leader = 25 Laps)																				

Published at:.....

Track Temp: 32.1 °C Air Temp: 25.4 °C Humidity: 55 % Track Status: WET

Stewards:	Race Director:	Timekeeper:
------------------	-----------------------	--------------------





Circuit de Barcelona
International GT Open



Race - 2


Provisional Results by Class

Cls	Nº	Entrant/Team	Nat	Driver 1	Nat	Status	Driver 2	Nat	Status	Vehicle	Cat	Cl	Laps	Total Time	Gap	Interval	Km/h	Best	Time	Km/h
7		RACE / BMW Team Teo Martín	ESP	Márcio Basso	BRA	Bronze				BMW M6 GT3	AM	6	1	1:59.419	32 Laps	30 Laps	140.3	1	1:59.419	140.3

Fastest lap Agostini - Breukers in 1:45.316 at 159.1 Km/h in lap 17

Published at:.....

Track Temp: 32.1 °C Air Temp: 25.4 °C Humidity: 55 % Track Status: WET

Stewards:	Race Director:	Timekeeper: 
------------------	-----------------------	--



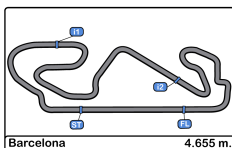


Circuit de Barcelona
International GT Open
Race - 2
Provisional Classification by Driver Fastest Lap



Cl	Nº	Entrant/Team	Nat	Vehicle	Driver	Nat	Status	Cat	Cl	Laps	Best	Time	Gap	Interval	Km/h
1	25	Imperiale Racing	ITA	Lamborghini Huracan GT3	Rik Breukers	NLD	Silver	PRO	1	20	4	1:45.316			159.1
2	63	Imperiale Racing	ITA	Lamborghini Huracan GT3	Giovanni Venturini	ITA	Gold	PRO	2	19	8	1:45.469	0.153	0.153	158.8
3	84	Winward Racing / HTP Motorsp	USA	Mercedes AMG GT3	Indy Dontje	NLD	Silver	PRO	3	19	3	1:45.470	0.154	0.001	158.8
4	20	SPS Automotive Performance	DEU	Mercedes AMG GT3	Tom Onslow-Cole	GBR	Gold	PROAM	1	20	5	1:45.488	0.172	0.018	158.8
5	333	Rinaldi Racing	DEU	Ferrari 488 GT3	David Perel	ZAF	Silver	PROAM	2	18	4	1:45.671	0.355	0.183	158.5
6	77	Olimp Racing	POL	Audi R8 LMS	Mateusz Lisowski	POL	Bronze	PRO	4	13	2	1:45.762	0.446	0.091	158.4
7	77	Olimp Racing	POL	Audi R8 LMS	Mateusz Lisowski	POL	Bronze	PRO	5	20	9	1:45.823	0.507	0.061	158.3
8	51	Luzich Racing	USA	Ferrari 488 GT3	Mikkel Mac	DNK	Gold	PRO	6	19	5	1:45.836	0.520	0.013	158.3
9	6	Vincenzo Sospiri Racing	ITA	Lamborghini Huracan GT3	Philip Keen	GBR	Gold	PRO	7	19	3	1:45.878	0.562	0.042	158.2
10	28	Daiko Lazarus Racing	ITA	Lamborghini Huracan GT3	Toby Sowery	GBR	Silver	PROAM	3	18	4	1:45.999	0.683	0.121	158.0
11	33	Rinaldi Racing	DEU	Ferrari 488 GT3	Dominik Schwager	DEU	Gold	PROAM	4	20	15	1:46.018	0.702	0.019	158.0
12	51	Luzich Racing	USA	Ferrari 488 GT3	Alessandro Pier Guidi	ITA	Platinum	PRO	8	14	11	1:46.051	0.735	0.033	158.0
13	96	Optimum Motorsport	GBR	Audi R8 LMS	Bradley Ellis	GBR	Silver	PROAM	5	20	3	1:46.053	0.737	0.002	158.0
14	12	Ombra Racing	ITA	Lamborghini Huracan GT3	Damiano Fioravanti	ITA	Silver	PRO	9	5	3	1:46.060	0.744	0.007	158.0
15	47	RACE / BMW Team Teo Martín	ESP	BMW M6 GT3	Fran Rueda	ESP	Silver	PRO	10	13	11	1:46.074	0.758	0.014	157.9
16	16	Drivex School	ESP	Mercedes AMG GT3	Allam Khodair	BRA	Gold	PROAM	6	20	4	1:46.091	0.775	0.017	157.9
17	52	Luzich Racing	USA	Ferrari 488 GT3	Marco Cioci	ITA	Gold	PRO	11	20	3	1:46.134	0.818	0.043	157.8
18	36	Drivex School	ESP	Mercedes AMG GT3	Lucas Auer	AUT	Gold	PROAM	7	18	9	1:46.142	0.826	0.008	157.8
19	27	Daiko Lazarus Racing	ITA	Lamborghini Huracan GT3	Fabrizio Crestani	ITA	Silver	PROAM	8	20	3	1:46.165	0.849	0.023	157.8
20	63	Imperiale Racing	ITA	Lamborghini Huracan GT3	Jeroen Mul	NLD	Silver	PRO	12	14	7	1:46.170	0.854	0.005	157.8
21	17	Senkyr Motorsport	CZE	BMW M6 GT3	Richard Gonda	SVK	Silver	PRO	13	16	16	1:46.175	0.859	0.005	157.8
22	90	Target Racing	ITA	Lamborghini Huracan GT3	Adrian Zaugg	CHE	Silver	PRO	14	15	3	1:46.201	0.885	0.026	157.7
23	25	Imperiale Racing	ITA	Lamborghini Huracan GT3	Riccardo Agostini	ITA	Gold	PRO	15	13	10	1:46.250	0.934	0.049	157.7
24	72	Lechner Racing	AUT	Mercedes AMG GT3	Thomas Jäger	DEU	Gold	PROAM	9	19	10	1:46.261	0.945	0.011	157.7
25	19	Imperiale Racing	ITA	Lamborghini Huracan GT3	Raffaele Giammaria	ITA	Gold	PROAM	10	17	10	1:46.321	1.005	0.060	157.6
26	36	Drivex School	ESP	Mercedes AMG GT3	Christian Hahn	BRA	Bronze	PROAM	11	15	3	1:46.382	1.066	0.061	157.5
27	12	Ombra Racing	ITA	Lamborghini Huracan GT3	Andrea Rizzoli	ITA	Silver	PRO	16	13	7	1:46.392	1.076	0.010	157.5
28	17	Senkyr Motorsport	CZE	BMW M6 GT3	Mikkel Jensen	DNK	Silver	PRO	17	17	13	1:46.397	1.081	0.005	157.5
29	47	RACE / BMW Team Teo Martín	ESP	BMW M6 GT3	Andrés Saravia	GTM	Silver	PRO	18	20	3	1:46.428	1.112	0.031	157.4
30	71	Luzich Racing	USA	Ferrari 488 GT3	Michele Rugolo	ITA	Gold	PROAM	12	19	14	1:46.472	1.156	0.044	157.3
31	91	Target Racing	ITA	Lamborghini Huracan GT3	Stefano Costantini	ITA	Bronze	AM	1	19	14	1:46.628	1.312	0.156	157.1
32	6	Vincenzo Sospiri Racing	ITA	Lamborghini Huracan GT3	Kang Ling	CHN	Silver	PRO	19	14	8	1:46.634	1.318	0.006	157.1
33	66	Vincenzo Sospiri Racing	ITA	Lamborghini Huracan GT3	Giulio Borlenghi	BRA	Bronze	AM	2	15	9	1:46.658	1.342	0.024	157.1
34	111	Porteiro Motorsport	ESP	Mercedes AMG GT3	Phillippe Denes	USA	Bronze	AM	3	19	13	1:46.687	1.371	0.029	157.0
35	5	Olimp Racing	POL	Audi R8 LMS	Malgorzata Rdest	POL	Bronze	AM	4	16	14	1:46.699	1.383	0.012	157.0
36	333	Rinaldi Racing	DEU	Ferrari 488 GT3	Rinat Salikhov	RUS	Bronze	PROAM	13	15	9	1:46.704	1.388	0.005	157.0
37	90	Target Racing	ITA	Lamborghini Huracan GT3	Alberto Di Folco	ITA	Silver	PRO	20	13	11	1:46.730	1.414	0.026	157.0
38	19	Imperiale Racing	ITA	Lamborghini Huracan GT3	Jiatong Liang	CHN	Bronze	PROAM	14	15	12	1:46.827	1.511	0.097	156.8
39	11	RS Racing	ITA	Ferrari 488 GT3	Daniele Di Amato	ITA	Silver	PRO	21	16	13	1:46.836	1.520	0.009	156.8
40	3	RACE / BMW Team Teo Martín	ESP	BMW M6 GT3	Juan Cruz Álvarez	ARG	Silver	PRO	22	16	8	1:46.839	1.523	0.003	156.8
41	11	RS Racing	ITA	Ferrari 488 GT3	Andrea Montermini	ITA	Gold	PRO	23	17	7	1:46.850	1.534	0.011	156.8
42	3	RACE / BMW Team Teo Martín	ESP	BMW M6 GT3	Lourenço Beirão da V	PRT	Silver	PRO	24	3	2	1:46.879	1.563	0.029	156.7
43	52	Luzich Racing	USA	Ferrari 488 GT3	Matt Griffin	IRL	Gold	PRO	25	13	6	1:46.965	1.649	0.086	156.6
44	66	Vincenzo Sospiri Racing	ITA	Lamborghini Huracan GT3	Andrzej Lewandowski	POL	Bronze	AM	5	18	16	1:46.966	1.650	0.001	156.6
45	20	SPS Automotive Performance	DEU	Mercedes AMG GT3	Valentin Pierburg	DEU	Bronze	PROAM	15	13	12	1:47.320	2.004	0.354	156.1
46	27	Daiko Lazarus Racing	ITA	Lamborghini Huracan GT3	Miguel Ramos	PRT	Bronze	PROAM	16	13	10	1:47.345	2.029	0.025	156.1
47	99	Sports and You	PRT	Mercedes AMG GT3	Manuel Da Costa	PRT	Bronze	AM	6	20	14	1:47.394	2.078	0.049	156.0
48	96	Optimum Motorsport	GBR	Audi R8 LMS	Oliver Wilkinson	GBR	Bronze	PROAM	17	13	12	1:47.413	2.097	0.019	156.0
49	91	Target Racing	ITA	Lamborghini Huracan GT3	Stefano Costantini	ITA	Bronze	AM	7	14	11	1:47.523	2.207	0.110	155.8
50	71	Luzich Racing	USA	Ferrari 488 GT3	Alexander West	SW	Bronze	PROAM	18	13	10	1:47.802	2.486	0.279	155.4
51	84	Winward Racing / HTP Motorsp	USA	Mercedes AMG GT3	Russell Ward	USA	Silver	PRO	26	14	8	1:48.268	2.952	0.466	154.7
52	33	Rinaldi Racing	DEU	Ferrari 488 GT3	Christian Hook	DEU	Bronze	PROAM	19	13	12	1:48.322	3.006	0.054	154.7
53	28	Daiko Lazarus Racing	ITA	Lamborghini Huracan GT3	Giuseppe Cipriani	ITA	Bronze	PROAM	20	15	8	1:48.343	3.027	0.021	154.6
54	16	Drivex School	ESP	Mercedes AMG GT3	Marcelo Hahn	BRA	Bronze	PROAM	21	13	9	1:48.433	3.117	0.090	154.5
55	99	Sports and You	PRT	Mercedes AMG GT3	Miguel Sardinha	PRT	Bronze	AM	8	13	12	1:48.601	3.285	0.168	154.3
56	72	Lechner Racing	AUT	Mercedes AMG GT3	Mario Plachutta	AUT	Bronze	PROAM	22	5	4	1:48.978	3.662	0.377	153.7
57	111	Porteiro Motorsport	ESP	Mercedes AMG GT3	Charles Finelli	USA	Bronze	AM	9	14	12	1:49.164	3.848	0.186	153.5
58	5	Olimp Racing	POL	Audi R8 LMS	Stanislaw Jedlinski	POL	Bronze	AM	10	15	7	1:54.750	9.434	5.586	146.0
59	7	RACE / BMW Team Teo Martín	ESP	BMW M6 GT3	Márcio Basso	BRA	Bronze	AM	11	1	1	1:59.419	14.103	4.669	140.3





Circuito de Barcelona

International GT Open

Race - 2

Distance and Speed Average



Cls	Nº	Entrant/Team	Nat	Driver 1	Nat	Status	Driver 2	Nat	Status	Vehicle	Cat	Cls	Laps	Distance	Total Time	Km/h
1	25	Imperiale Racing	ITA	<u>Riccardo Agostini</u>	ITA	Gold	Rik Breukers	NLD	Silver	Lamborghini Huracan GT3	PRO	1	33	153.61	1:00:48.297	151.5
2	51	Luzich Racing	USA	<u>Alessandro Pier Guidi</u>	ITA	Platinum	Mikkel Mac	DNK	Gold	Ferrari 488 GT3	PRO	2	33	153.61	1:00:53.580	151.3
3	36	Drivex School	ESP	Christian Hahn	BRA	Bronze	<u>Lucas Auer</u>	AUT	Gold	Mercedes AMG GT3	PROAM	1	33	153.61	1:01:10.069	150.6
4	47	RACE / BMW Team Teo Martín	ESP	<u>Fran Rueda</u>	ESP	Silver	Andrés Saravia	GTM	Silver	BMW M6 GT3	PRO	3	33	153.61	1:01:10.722	150.6
5	17	Senkyr Motorsport	CZE	Richard Gonda	SVK	Silver	<u>Mikkel Jensen</u>	DNK	Silver	BMW M6 GT3	PRO	4	33	153.61	1:01:20.422	150.2
6	96	Optimum Motorsport	GBR	Bradley Ellis	GBR	Silver	<u>Oliver Wilkinson</u>	GBR	Bronze	Audi R8 LMS	PROAM	2	33	153.61	1:01:21.724	150.2
7	6	Vincenzo Sospiri Racing	ITA	<u>Kang Ling</u>	CHN	Silver	Philip Keen	GBR	Gold	Lamborghini Huracan GT3	PRO	5	33	153.61	1:01:22.096	150.1
8	20	SPS Automotive Performance	DEU	<u>Valentin Pierburg</u>	DEU	Bronze	Tom Onslow-Cole	GBR	Gold	Mercedes AMG GT3	PROAM	3	33	153.61	1:01:22.845	150.1
9	52	Luzich Racing	USA	Marco Cioci	ITA	Gold	<u>Matt Griffin</u>	IRL	Gold	Ferrari 488 GT3	PRO	6	33	153.61	1:01:26.443	150.0
10	33	Rinaldi Racing	DEU	<u>Christian Hook</u>	DEU	Bronze	Dominik Schwager	DEU	Gold	Ferrari 488 GT3	PROAM	4	33	153.61	1:01:39.076	149.5
11	27	Daiko Lazarus Racing	ITA	Fabrizio Crestani	ITA	Silver	<u>Miguel Ramos</u>	PRT	Bronze	Lamborghini Huracan GT3	PROAM	5	33	153.61	1:01:40.024	149.4
12	16	Drivex School	ESP	<u>Marcelo Hahn</u>	BRA	Bronze	Allam Khodair	BRA	Gold	Mercedes AMG GT3	PROAM	6	33	153.61	1:01:41.608	149.3
13	333	Rinaldi Racing	DEU	<u>Rinat Salikhov</u>	RUS	Bronze	David Perel	ZAF	Silver	Ferrari 488 GT3	PROAM	7	33	153.61	1:01:41.984	149.3
14	84	Winward Racing / HTP Motors	USA	<u>Russell Ward</u>	USA	Silver	Indy Dontje	NLD	Silver	Mercedes AMG GT3	PRO	7	33	153.61	1:01:42.088	149.3
15	28	Daiko Lazarus Racing	ITA	Toby Sowery	GBR	Silver	<u>Giuseppe Cipriani</u>	ITA	Bronze	Lamborghini Huracan GT3	PROAM	8	33	153.61	1:01:46.246	149.2
16	11	RS Racing	ITA	<u>Daniele Di Amato</u>	ITA	Silver	Andrea Montermini	ITA	Gold	Ferrari 488 GT3	PRO	8	33	153.61	1:01:47.586	149.1
17	63	Imperiale Racing	ITA	<u>Giovanni Venturini</u>	ITA	Gold	Jeroen Mul	NLD	Silver	Lamborghini Huracan GT3	PRO	9	33	153.61	1:01:47.790	149.1
18	91	Target Racing	ITA	Stefano Costantini	ITA	Bronze				Lamborghini Huracan GT3	AM	1	33	153.61	1:02:00.042	148.6
19	66	Vincenzo Sospiri Racing	ITA	<u>Giulio Borlenghi</u>	BRA	Bronze	Andrzej Lewandowski	POL	Bronze	Lamborghini Huracan GT3	AM	2	33	153.61	1:02:00.647	148.6
20	77	Olimp Racing	POL	Mateusz Lisowski	POL	Bronze			Silver	Audi R8 LMS	PRO	10	33	153.61	1:02:07.548	148.3
21	111	Porteiro Motorsport	ESP	Charles Finelli	USA	Bronze	<u>Phillippe Denes</u>	USA	Bronze	Mercedes AMG GT3	AM	3	33	153.61	1:02:16.574	148.0
22	99	Sports and You	PRT	Manuel Da Costa	PRT	Bronze	<u>Miguel Sardinha</u>	PRT	Bronze	Mercedes AMG GT3	AM	4	33	153.61	1:02:29.172	147.5
23	19	Imperiale Racing	ITA	Jiatong Liang	CHN	Bronze	<u>Raffaele Giammaria</u>	ITA	Gold	Lamborghini Huracan GT3	PROAM	9	32	148.96	1:00:14.252	148.3
24	71	Luzich Racing	USA	Alexander West	SWE	Bronze	<u>Michele Rugolo</u>	ITA	Gold	Ferrari 488 GT3	PROAM	10	32	148.96	1:00:45.212	147.1
25	5	Olimp Racing	POL	<u>Stanislaw Jedlinski</u>	POL	Bronze	Malgorzata Rdest	POL	Bronze	Audi R8 LMS	AM	5	31	144.30	1:00:50.088	142.3
26	90	Target Racing	ITA	<u>Alberto Di Folco</u>	ITA	Silver	Adrian Zaugg	CHE	Silver	Lamborghini Huracan GT3	PRO	11	28	130.34	52:39.629	148.5
Not classified: (Requirements: 75% of number laps of leader = 25 Laps)																
	72	Lechner Racing	AUT	Mario Plachutta	AUT	Bronze	<u>Thomas Jäger</u>	DEU	Gold	Mercedes AMG GT3	PROAM	11	24	111.72	45:21.551	147.7
	3	RACE / BMW Team Teo Martín	ESP	Lourenço Beirão da Veiga	PRT	Silver	<u>Juan Cruz Álvarez</u>	ARG	Silver	BMW M6 GT3	PRO	12	19	88.44	37:08.013	142.9
	12	Ombra Racing	ITA	<u>Andrea Rizzoli</u>	ITA	Silver	Damiano Fioravanti	ITA	Silver	Lamborghini Huracan GT3	PRO	13	18	83.79	34:33.480	145.4
	7	RACE / BMW Team Teo Martín	ESP	Márcio Basso	BRA	Bronze				BMW M6 GT3	AM	6	1	04.65	1:59.419	140.3





Circuit de Barcelona
International GT Open
Race - 2
Lap Analysis



3							6								
1 Lourenço Beirão da Veiga			BMW M6 GT3				1 Kang Ling			Lamborghini Huracan GT3					
PRO			RACE / BMW Team Teo Martín				PRO			Vincenzo Sospiri Racing					
Lap	D	Time	Sector 1	Sector 2	Sector 3	T. Spd	Elapsed	Lap	D	Time	Sector 1	Sector 2	Sector 3	T. Spd	Elapsed
1	2	1:57.018	36.745	44.465	35.808	240.5	1:57.018	1	1	2:01.021	37.794	44.762	38.465	234.7	2:01.021
2	2	1:47.335	30.168	42.015	35.152	264.0	3:44.353	2	1	1:49.094	30.843	42.492	35.759	260.2	3:50.115
3	2	1:58.535	30.139	50.838	37.558	265.3	5:42.888	3	1	1:57.406	30.302	48.162	38.942	261.5	5:47.521
4	2	2:41.081	42.556	1:08.093	50.432	196.7	8:23.969	4	1	2:39.088	41.074	1:08.387	49.627	192.8	8:26.609
5	2	1:47.622	30.265	41.967	35.390	262.7	10:11.591	5	1	1:47.711	30.557	41.844	35.310	261.5	10:14.320
6	2	1:46.969	29.950	41.751	35.268	265.3	11:58.560	6	1	1:46.881	30.207	41.470	35.204	262.7	12:01.201
7	2	1:47.355	30.438	41.579	35.338	266.0	13:45.915	7	1	1:46.993	30.234	41.603	35.156	262.7	13:48.194
8	2	1:46.839	30.120	41.619	35.100	266.0	15:32.754	8	1	1:46.634	30.092	41.351	35.191	262.1	15:34.828
9	2	1:47.327	30.040	41.774	35.513	266.6	17:20.081	9	1	1:47.052	30.059	41.557	35.436	264.0	17:21.880
10	2	1:47.041	29.929	41.732	35.380	266.0	19:07.122	10	1	1:48.487	30.275	41.815	36.397	266.0	19:10.367
11	2	1:47.122	30.021	41.743	35.358	264.0	20:54.244	11	1	1:47.478	30.333	41.799	35.346	263.4	20:57.845
12	2	1:47.055	30.040	41.715	35.300	264.0	22:41.299	12	1	1:46.939	30.041	41.600	35.298	261.5	22:44.784
13	2	1:47.040	30.048	41.585	35.407	264.7	24:28.339	13	1	1:46.717	29.984	41.386	35.347	262.1	24:31.501
14	2	1:47.110	29.950	41.715	35.445	264.7	26:15.449	14	1	1:50.934 P	30.176	41.400	39.358	263.4	26:22.435
15	2	1:47.687	30.032	41.834	35.821	264.0	28:03.136	15	2	2:52.118	1:35.989	41.342	34.787	189.4	29:14.553
16	2	1:53.274 P	30.326	43.011	39.937	264.0	29:56.410	16	2	1:46.160	30.052	41.004	35.104	260.8	31:00.713
17	1	2:49.445	1:32.461	41.454	35.530	191.8	32:45.855	17	2	1:45.878	29.906	40.980	34.992	261.5	32:46.591
18	1	1:46.879	29.831	41.416	35.632	264.7	34:32.734	18	2	1:46.589	30.026	41.036	35.527	261.5	34:33.180
19	1	2:35.279 P	29.907	41.823	1:23.549	267.3	37:08.013	19	2	1:46.984	30.084	41.568	35.332	263.4	36:20.164
5							7								
1 Stanislaw Jedlinski			Audi R8 LMS				1 Márcio Basso			BMW M6 GT3					
AM			Olimp Racing				AM			RACE / BMW Team Teo Martín					
Lap	D	Time	Sector 1	Sector 2	Sector 3	T. Spd	Elapsed	Lap	D	Time	Sector 1	Sector 2	Sector 3	T. Spd	Elapsed
1	1	2:07.681	41.280	45.844	40.557	219.5	2:07.681	1	1	1:59.419	35.625	45.309	38.485	242.6	1:59.419
2	1	1:57.019	32.830	45.915	38.274	254.1	4:04.700	2	1	30.831	30.831			259.6	
3	1	1:59.032	32.822	46.726	39.484	254.7	6:03.732								
4	1	2:32.472	35.219	1:10.344	46.909	254.1	8:36.204								
5	1	1:55.934	32.474	45.374	38.086	256.5	10:32.138								
6	1	1:54.961	32.455	45.045	37.461	254.7	12:27.099								
7	1	1:54.750	32.000	44.961	37.789	255.9	14:21.849								
8	1	1:55.018	32.319	44.596	38.103	255.9	16:16.867								
9	1	1:55.090	31.987	44.705	38.398	255.9	18:11.957								
10	1	1:55.043	32.392	44.907	37.744	254.7	20:07.000								
11	1	1:55.860	32.178	45.425	38.257	254.1	22:02.860								
12	1	1:55.131	32.372	44.609	38.150	251.7	23:57.991								
13	1	1:55.956	32.222	45.074	38.660	254.1	25:53.947								
14	1	2:02.976	32.964	47.698	42.314	253.5	27:56.923								
15	1	2:09.991 P	34.101	49.792	46.098	252.3	30:06.914								
16	2	3:50.385	2:29.645	43.809	36.931	189.1	33:57.299								
17	2	1:49.020	31.262	42.408	35.350	254.7	35:46.319								
18	2	1:48.163	30.550	41.961	35.652	257.1	37:34.482								
19	2	1:47.667	30.621	41.678	35.368	257.1	39:22.149								
20	2	1:47.297	30.384	41.619	35.294	257.1	41:09.446								
21	2	1:47.322	30.477	41.528	35.317	256.5	42:56.768								
22	2	1:47.534	30.521	41.638	35.375	257.7	44:44.302								
23	2	1:47.086	30.371	41.330	35.385	257.7	46:31.388								
24	2	1:47.863	30.674	41.859	35.330	258.3	48:19.251								
25	2	1:47.767	30.565	41.442	35.760	258.3	50:07.018								
26	2	1:47.214	30.370	41.365	35.479	257.1	51:54.232								
27	2	1:47.213	30.303	41.363	35.547	257.1	53:41.445								
28	2	1:47.002	30.269	41.461	35.272	258.3	55:28.447								
29	2	1:46.699	30.250	41.237	35.212	258.9	57:15.146								
30	2	1:47.929	30.167	41.431	36.331	258.3	59:03.075								
31	2	1:47.013	30.280	41.250	35.483	260.2	1:00:50.088								





Circuit de Barcelona
International GT Open
Race - 2
Lap Analysis



11

1 Daniele Di Amato

Ferrari 488 GT3

12

1 Andrea Rizzoli

Lamborghini Huracan GT3

PRO

2 Andrea Montermini

RS Racing

PRO

2 Damiano Fioravanti

Ombra Racing

Lap	D	Time	Sector 1	Sector 2	Sector 3	T. Spd	Elapsed	Lap	D	Time	Sector 1	Sector 2	Sector 3	T. Spd	Elapsed
1	1	1:56.657	36.470	44.386	35.801	241.0	1:56.657	1	1	1:54.859	36.295	43.010	35.554	242.1	1:54.859
2	1	1:47.270	30.331	41.486	35.453	258.9	3:43.927	2	1	1:47.184	30.313	41.352	35.519	260.2	3:42.043
3	1	1:57.641	30.287	50.170	37.184	259.6	5:41.568	3	1	1:56.687	30.194	49.681	36.812	261.5	5:38.730
4	1	2:41.833	43.076	1:08.121	50.636	164.6	8:23.401	4	1	2:43.361	43.240	1:08.213	51.908	189.8	8:22.091
5	1	1:47.560	30.409	41.773	35.378	260.8	10:10.961	5	1	1:47.503	30.485	41.614	35.404	260.8	10:09.594
6	1	1:47.283	30.174	41.642	35.467	260.8	11:58.244	6	1	1:47.170	30.139	41.444	35.587	261.5	11:56.764
7	1	1:46.875	30.377	41.394	35.104	259.6	13:45.119	7	1	1:46.392	29.956	41.309	35.127	262.1	13:43.156
8	1	1:47.070	30.161	41.640	35.269	260.8	15:32.189	8	1	1:46.648	30.181	41.452	35.015	262.7	15:29.804
9	1	1:46.847	30.090	41.549	35.208	261.5	17:19.036	9	1	1:46.419	29.858	41.329	35.232	263.4	17:16.223
10	1	1:46.918	30.127	41.379	35.412	261.5	19:05.954	10	1	1:46.414	29.838	41.404	35.172	263.4	19:02.637
11	1	1:47.215	30.216	41.684	35.315	260.2	20:53.169	11	1	1:46.426	29.813	41.408	35.205	262.7	20:49.063
12	1	1:46.838	30.131	41.581	35.126	260.2	22:40.007	12	1	1:46.418	29.904	41.477	35.037	263.4	22:35.481
13	1	1:46.836	30.100	41.390	35.346	260.8	24:26.843	13	1	1:50.612 P	29.812	41.356	39.444	262.7	24:26.093
14	1	1:47.363	30.144	41.730	35.489	261.5	26:14.206	14	2	3:02.889	1:47.299	40.886	34.704	191.1	27:28.982
15	1	1:47.411	30.254	41.739	35.418	260.2	28:01.617	15	2	1:46.105	29.912	41.197	34.996	260.8	29:15.087
16	1	1:52.984 P	30.486	42.857	39.641	262.7	29:54.601	16	2	1:46.060	29.861	40.949	35.250	263.4	31:01.147
17	2	2:49.263	1:31.989	41.614	35.660	190.8	32:43.864	17	2	1:46.108	29.858	41.058	35.192	263.4	32:47.255
18	2	1:47.758	30.486	41.850	35.422	260.2	34:31.622	18	2	1:46.225	29.837	41.128	35.260	264.0	34:33.480
19	2	1:47.341	30.254	41.527	35.560	262.7	36:18.963	19	2		30.065	41.460		265.3	
20	2	1:49.137	30.715	41.433	36.989	262.7	38:08.100								
21	2	1:59.584	30.436	41.629	47.519	259.6	40:07.684								
22	2	1:47.461	30.656	41.297	35.508	259.6	41:55.145								
23	2	1:46.850	30.113	41.363	35.374	261.5	43:41.995								
24	2	1:47.035	30.232	41.441	35.362	261.5	45:29.030								
25	2	1:47.394	30.288	41.520	35.586	263.4	47:16.424								
26	2	1:47.963	30.429	41.731	35.803	264.0	49:04.387								
27	2	1:46.904	30.090	41.478	35.336	264.7	50:51.291								
28	2	1:47.409	30.220	41.693	35.496	260.8	52:38.700								
29	2	1:57.243	30.145	42.482	44.616	261.5	54:35.943								
30	2	1:47.617	30.358	41.877	35.382	262.7	56:23.560								
31	2	1:47.177	30.216	41.455	35.506	262.1	58:10.737								
32	2	1:47.876	30.171	42.238	35.467	263.4	59:58.613								
33	2	1:46.973	30.077	41.370	35.526	262.1	1:01:45.586								





Circuit de Barcelona
International GT Open
Race - 2
Lap Analysis



16

1 Marcelo Hahn

Mercedes AMG GT3

17

1 Richard Gonda

BMW M6 GT3

PROAM

2 Allam Khodair

Drivex School

PRO

2 Mikkel Jensen

Senkyr Motorsport

Lap	D	Time	Sector 1	Sector 2	Sector 3	T. Spd	Elapsed	Lap	D	Time	Sector 1	Sector 2	Sector 3	T. Spd	Elapsed
1	1	2:02.547	38.274	45.584	38.689	231.2	2:02.547	1	2	1:55.971	36.519	43.612	35.840	242.1	1:55.971
2	1	1:51.580	31.444	43.048	37.088	258.9	3:54.127	2	2	1:47.266	30.244	41.553	35.469	261.5	3:43.237
3	1	1:58.179	30.546	49.082	38.551	258.9	5:52.306	3	2	1:57.762	30.076	50.442	37.244	263.4	5:40.999
4	1	2:37.975	40.771	1:10.227	46.977	218.6	8:30.281	4	2	2:41.922	43.101	1:07.844	50.977	171.7	8:22.921
5	1	1:50.181	30.699	42.490	36.992	258.3	10:20.462	5	2	1:47.544	30.560	41.677	35.307	259.6	10:10.465
6	1	1:50.286	30.736	42.084	37.466	260.2	12:10.748	6	2	1:47.259	30.174	41.547	35.538	264.0	11:57.724
7	1	1:48.840	30.936	42.091	35.813	258.9	13:59.588	7	2	1:46.811	29.994	41.670	35.147	262.7	13:44.535
8	1	1:48.441	30.337	42.091	36.013	260.2	15:48.029	8	2	1:46.916	30.087	41.463	35.366	263.4	15:31.451
9	1	1:48.433	30.319	42.035	36.079	259.6	17:36.462	9	2	1:46.698	29.991	41.378	35.329	264.7	17:18.149
10	1	1:49.037	30.400	42.382	36.255	259.6	19:25.499	10	2	1:46.620	29.972	41.447	35.201	260.8	19:04.769
11	1	1:48.895	30.581	42.404	35.910	258.3	21:14.394	11	2	1:46.503	29.970	41.383	35.150	262.1	20:51.272
12	1	1:48.590	30.482	42.076	36.032	258.3	23:02.984	12	2	1:46.588	29.959	41.354	35.275	262.1	22:37.860
13	1	1:53.477 P	30.340	42.054	41.083	258.9	24:56.461	13	2	1:46.397	29.883	41.389	35.125	264.0	24:24.257
14	2	2:53.213	1:35.749	41.911	35.553	190.1	27:49.674	14	2	1:46.512	29.950	41.336	35.226	264.0	26:10.769
15	2	1:46.890	30.217	41.523	35.150	260.2	29:36.564	15	2	1:46.765	29.997	41.456	35.312	262.1	27:57.534
16	2	1:46.126	30.038	41.266	34.822	258.9	31:22.690	16	2	1:48.711	30.895	42.200	35.616	262.1	29:46.245
17	2	1:46.091	29.930	41.094	35.067	260.2	33:08.781	17	2	1:50.889 P	30.031	41.518	39.340	265.3	31:37.134
18	2	1:46.421	29.922	41.177	35.322	260.8	34:55.202	18	1	2:57.899	1:41.155	41.456	35.288	190.8	34:35.033
19	2	1:47.184	29.886	41.382	35.916	262.1	36:42.386	19	1	1:46.614	29.824	41.266	35.524	263.4	36:21.647
20	2	1:47.961	30.224	41.824	35.913	259.6	38:30.347	20	1	1:47.529	30.066	41.483	35.980	263.4	38:09.176
21	2	1:47.185	30.277	41.522	35.386	260.2	40:17.532	21	1	1:48.650	30.323	41.883	36.444	264.7	39:57.826
22	2	1:47.251	30.193	41.518	35.540	259.6	42:04.783	22	1	1:47.170	29.951	41.478	35.741	260.2	41:44.996
23	2	1:48.128	30.317	41.906	35.905	264.7	43:52.911	23	1	1:48.548	30.229	42.459	35.860	265.3	43:33.544
24	2	1:46.989	30.065	41.467	35.457	260.2	45:39.900	24	1	1:47.205	29.824	41.587	35.794	261.5	45:20.749
25	2	1:46.515	30.014	41.362	35.139	260.8	47:26.415	25	1	1:46.359	29.759	41.177	35.423	261.5	47:07.108
26	2	1:46.592	29.956	41.402	35.234	260.8	49:13.007	26	1	1:47.038	30.059	41.482	35.497	264.0	48:54.146
27	2	1:46.635	29.894	41.543	35.198	260.2	50:59.642	27	1	1:46.780	29.895	41.427	35.458	265.3	50:40.926
28	2	1:46.419	29.901	41.306	35.212	260.8	52:46.061	28	1	1:46.732	29.782	41.347	35.603	258.9	52:27.658
29	2	1:46.403	29.876	41.336	35.191	260.2	54:32.464	29	1	1:46.660	29.787	41.369	35.504	260.8	54:14.318
30	2	1:46.408	29.773	41.425	35.210	261.5	56:18.872	30	1	1:46.892	29.734	41.802	35.356	264.7	56:01.210
31	2	1:48.048	30.132	41.723	36.193	262.1	58:06.920	31	1	1:46.674	29.877	41.288	35.509	268.6	57:47.884
32	2	1:47.112	30.004	41.714	35.394	260.2	59:54.032	32	1	1:46.363	29.737	41.361	35.265	260.8	59:34.247
33	2	1:47.576	29.903	41.583	36.090	260.2	1:01:41.608	33	1	1:46.175	29.787	41.152	35.236	259.6	1:01:20.422





Circuit de Barcelona
International GT Open
Race - 2
Lap Analysis



19

1 Jiatong Liang

Lamborghini Huracan GT3

20

1 Valentin Pierburg

Mercedes AMG GT3

PROAM

2 Raffaele Giammaria

Imperiale Racing

PROAM

2 Tom Onslow-Cole

SPS Automotive Performance

Lap	D	Time	Sector 1	Sector 2	Sector 3	T. Spd	Elapsed	Lap	D	Time	Sector 1	Sector 2	Sector 3	T. Spd	Elapsed
1	2	1:55.332	36.185	43.683	35.464	244.8	1:55.332	1	1	2:02.959	39.159	45.196	38.604	233.7	2:02.959
2	2	1:47.171	30.418	41.513	35.240	259.6	3:42.503	2	1	1:50.418	31.423	42.930	36.065	261.5	3:53.377
3	2	1:57.480	30.217	50.227	37.036	261.5	5:39.983	3	1	1:58.484	30.490	49.144	38.850	261.5	5:51.861
4	2	2:42.756	43.242	1:08.265	51.249	176.7	8:22.739	4	1	2:37.740	40.904	1:09.611	47.225	232.7	8:29.601
5	2	1:47.412	30.347	41.656	35.409	258.9	10:10.151	5	1	1:49.751	30.730	42.471	36.550	259.6	10:19.352
6	2	1:47.019	30.127	41.537	35.355	260.2	11:57.170	6	1	1:48.006	30.254	42.133	35.619	258.9	12:07.358
7	2	1:46.708	30.177	41.433	35.098	262.7	13:43.878	7	1	1:47.425	30.201	41.872	35.352	259.6	13:54.783
8	2	1:46.630	29.969	41.484	35.177	262.1	15:30.508	8	1	1:47.863	30.359	41.906	35.598	260.8	15:42.646
9	2	1:46.432	29.984	41.169	35.279	262.1	17:16.940	9	1	1:47.507	30.108	41.815	35.584	260.2	17:30.153
10	2	1:46.321	29.950	41.283	35.088	261.5	19:03.261	10	1	1:47.537	30.194	41.833	35.510	260.2	19:17.690
11	2	1:46.450	30.010	41.310	35.130	262.7	20:49.711	11	1	1:47.944	30.329	42.053	35.562	260.2	21:05.634
12	2	1:46.683	30.057	41.428	35.198	262.1	22:36.394	12	1	1:47.320	30.243	41.707	35.370	259.6	22:52.954
13	2	1:46.433	29.830	41.300	35.303	260.8	24:22.827	13	1	1:52.327 P	30.418	41.883	40.026	260.2	24:45.281
14	2	1:46.487	29.835	41.317	35.335	260.2	26:09.314	14	2	2:58.538	1:42.326	41.314	34.898	190.4	27:43.819
15	2	1:47.506	30.037	41.304	36.165	259.6	27:56.820	15	2	1:45.819	29.758	40.931	35.130	257.7	29:29.638
16	2	1:47.407	30.614	41.386	35.407	258.3	29:44.227	16	2	1:46.390	30.169	41.107	35.114	257.7	31:16.028
17	2	1:51.780 P	30.194	41.597	39.989	260.2	31:36.007	17	2	1:45.793	30.012	40.910	34.871	259.6	33:01.821
18	1	2:55.055	1:37.449	41.838	35.768	188.1	34:31.062	18	2	1:45.488	29.853	40.790	34.845	258.3	34:47.309
19	1	1:47.634	30.301	41.669	35.664	258.9	36:18.696	19	2	1:45.733	29.759	40.993	34.981	259.6	36:33.042
20	1	1:47.844	30.485	41.663	35.696	259.6	38:06.540	20	2	1:45.996	29.886	41.091	35.019	258.9	38:19.038
21	1	1:47.882	30.423	41.772	35.687	258.3	39:54.422	21	2	1:47.415	30.497	41.714	35.204	260.2	40:06.453
22	1	1:49.501	31.701	41.871	35.929	258.9	41:43.923	22	2	1:46.149	29.989	41.080	35.080	257.1	41:52.602
23	1	1:51.700	30.578	42.934	38.188	260.2	43:35.623	23	2	1:46.628	29.793	41.052	35.783	258.9	43:39.230
24	1	1:47.852	30.443	41.812	35.597	260.8	45:23.475	24	2	1:45.992	29.996	40.985	35.011	262.7	45:25.222
25	1	1:47.870	30.512	41.866	35.492	262.7	47:11.345	25	2	1:46.309	29.994	41.170	35.145	259.6	47:11.531
26	1	1:48.529	30.799	42.270	35.460	262.1	48:59.874	26	2	1:46.746	30.569	41.250	34.927	238.9	48:58.277
27	1	1:47.452	30.437	41.724	35.291	260.2	50:47.326	27	2	1:45.989	29.853	41.209	34.927	258.9	50:44.266
28	1	1:47.369	30.371	41.750	35.248	258.9	52:34.695	28	2	1:46.288	29.966	41.253	35.069	259.6	52:30.554
29	1	1:46.827	30.284	41.407	35.136	259.6	54:21.522	29	2	1:46.102	29.960	41.184	34.958	260.2	54:16.656
30	1	1:46.873	30.095	41.366	35.412	260.8	56:08.395	30	2	1:46.415	29.799	41.476	35.140	261.5	56:03.071
31	1	1:52.727	30.420	42.003	40.304	259.6	58:01.122	31	2	1:47.112	30.160	41.743	35.209	260.2	57:50.183
32	1	2:11.130	34.084	53.511	43.535	221.7	1:00:12.252	32	2	1:46.139	29.842	41.131	35.166	260.8	59:36.322
								33	2	1:46.523	29.799	41.412	35.312	260.2	1:01:22.845





Circuit de Barcelona
International GT Open
Race - 2
Lap Analysis



25

1 Riccardo Agostini

Lamborghini Huracan GT3

27

1 Fabrizio Crestani

Lamborghini Huracan GT3

PRO

2 Rik Breukers

Imperiale Racing

PROAM

2 Miguel Ramos

Daiko Lazarus Racing

Lap	D	Time	Sector 1	Sector 2	Sector 3	T. Spd	Elapsed	Lap	D	Time	Sector 1	Sector 2	Sector 3	T. Spd	Elapsed
1	1	1:54.158	35.904	42.862	35.392	243.7	1:54.158	1	2	2:03.415	39.597	44.928	38.890	233.7	2:03.415
2	1	1:46.937	30.228	41.521	35.188	260.2	3:41.095	2	2	1:51.133	31.356	42.928	36.849	260.2	3:54.548
3	1	1:56.955	30.150	48.987	37.818	260.8	5:38.050	3	2	2:00.409	31.349	48.682	40.378	260.8	5:54.957
4	1	2:43.623	42.939	1:08.687	51.997	196.7	8:21.673	4	2	2:36.482	39.795	1:09.905	46.782	217.7	8:31.439
5	1	1:47.349	30.485	41.525	35.339	259.6	10:09.022	5	2	1:49.591	30.499	42.627	36.465	260.8	10:21.030
6	1	1:47.031	30.082	41.573	35.376	261.5	11:56.053	6	2	1:49.505	30.494	42.091	36.920	263.4	12:10.535
7	1	1:46.693	30.039	41.459	35.195	261.5	13:42.746	7	2	1:48.112	30.709	41.856	35.547	259.6	13:58.647
8	1	1:46.300	30.069	41.243	34.988	262.7	15:29.046	8	2	1:47.821	30.216	42.020	35.585	260.8	15:46.468
9	1	1:46.327	30.030	41.313	34.984	262.1	17:15.373	9	2	1:47.648	30.267	41.801	35.580	260.8	17:34.116
10	1	1:46.250	29.903	41.337	35.010	262.7	19:01.623	10	2	1:47.345	30.174	41.691	35.480	262.1	19:21.461
11	1	1:46.547	29.981	41.357	35.209	262.7	20:48.170	11	2	1:47.708	30.211	41.946	35.551	260.8	21:09.169
12	1	1:46.449	30.113	41.117	35.219	261.5	22:34.619	12	2	1:47.637	30.227	41.945	35.465	260.8	22:56.806
13	1	1:50.431 P	29.871	41.449	39.111	262.1	24:25.050	13	2	1:52.656 P	30.175	41.732	40.749	262.1	24:49.462
14	2	2:51.918	1:36.544	40.718	34.656	191.1	27:16.968	14	1	2:55.967	1:39.229	41.413	35.325	189.4	27:45.429
15	2	1:45.476	29.868	40.750	34.858	258.3	29:02.444	15	1	1:46.348	30.097	41.231	35.020	260.8	29:31.777
16	2	1:45.427	29.925	40.667	34.835	258.9	30:47.871	16	1	1:46.165	29.886	41.233	35.046	263.4	31:17.942
17	2	1:45.316	29.876	40.636	34.804	260.8	32:33.187	17	1	1:47.375	29.993	41.606	35.776	264.7	33:05.317
18	2	1:45.671	29.937	40.751	34.983	258.9	34:18.858	18	1	1:47.924	30.135	42.066	35.723	263.4	34:53.241
19	2	1:45.506	29.823	40.867	34.816	261.5	36:04.364	19	1	1:48.303	30.087	41.472	36.744	263.4	36:41.544
20	2	1:45.654	29.842	40.906	34.906	261.5	37:50.018	20	1	1:47.889	30.189	41.876	35.824	262.7	38:29.433
21	2	1:45.741	29.851	40.888	35.002	260.8	39:35.759	21	1	1:47.169	30.185	41.411	35.573	262.7	40:16.602
22	2	1:45.850	29.891	41.019	34.940	260.2	41:21.609	22	1	1:47.440	30.136	41.557	35.747	262.1	42:04.042
23	2	1:46.453	29.901	41.288	35.264	260.8	43:08.062	23	1	1:48.484	30.344	41.721	36.419	260.2	43:52.526
24	2	1:46.621	29.906	41.557	35.158	261.5	44:54.683	24	1	1:46.971	30.031	41.388	35.552	264.0	45:39.497
25	2	1:46.557	29.855	41.632	35.070	261.5	46:41.240	25	1	1:46.198	29.943	41.118	35.137	263.4	47:25.695
26	2	1:46.327	29.923	41.493	34.911	262.7	48:27.567	26	1	1:46.597	30.044	41.309	35.244	263.4	49:12.292
27	2	1:46.061	29.891	41.100	35.070	258.9	50:13.628	27	1	1:46.413	29.920	41.541	34.952	263.4	50:58.705
28	2	1:45.567	29.799	40.870	34.898	259.6	51:59.195	28	1	1:46.416	30.049	41.474	34.893	263.4	52:45.121
29	2	1:45.721	29.978	40.853	34.890	259.6	53:44.916	29	1	1:46.676	29.909	41.220	35.547	263.4	54:31.797
30	2	1:45.617	29.770	40.794	35.053	260.8	55:30.533	30	1	1:46.791	29.848	41.419	35.524	263.4	56:18.588
31	2	1:45.747	29.733	40.991	35.023	261.5	57:16.280	31	1	1:47.965	30.060	41.653	36.252	264.0	58:06.553
32	2	1:46.203	29.859	41.023	35.321	261.5	59:02.483	32	1	1:47.055	30.014	41.632	35.409	263.4	59:53.608
33	2	1:45.814	29.861	40.945	35.008	260.2	1:00:48.297	33	1	1:46.416	29.880	41.503	35.033	264.0	1:01:40.024





Circuit de Barcelona
International GT Open
Race - 2
Lap Analysis



28

1 Toby Sowery

Lamborghini Huracan GT3

33

1 Christian Hook

Ferrari 488 GT3

PROAM

2 Giuseppe Cipriani

Daiko Lazarus Racing

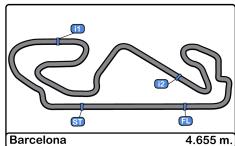
PROAM

2 Dominik Schwager

Rinaldi Racing

Lap	D	Time	Sector 1	Sector 2	Sector 3	T. Spd	Elapsed	Lap	D	Time	Sector 1	Sector 2	Sector 3	T. Spd	Elapsed
1	2	2:04.162	39.461	45.541	39.160	222.6	2:04.162	1	1	2:04.453	40.086	45.237	39.130	226.4	2:04.453
2	2	1:51.122	31.481	42.852	36.789	262.1	3:55.284	2	1	1:51.404	31.696	42.941	36.767	261.5	3:55.857
3	2	2:00.416	30.952	49.385	40.079	262.7	5:55.700	3	1	2:00.281	30.986	49.383	39.912	258.9	5:56.138
4	2	2:37.125	39.878	1:10.100	47.147	216.8	8:32.825	4	1	2:37.125	40.090	1:10.250	46.785	211.3	8:33.263
5	2	1:49.313	30.914	42.286	36.113	262.1	10:22.138	5	1	1:49.467	30.991	42.288	36.188	262.7	10:22.730
6	2	1:49.232	30.949	42.210	36.073	262.7	12:11.370	6	1	1:49.203	30.869	42.340	35.994	260.2	12:11.933
7	2	1:49.081	30.813	42.297	35.971	262.1	14:00.451	7	1	1:49.542	31.248	42.297	35.997	257.7	14:01.475
8	2	1:48.343	30.467	41.961	35.915	263.4	15:48.794	8	1	1:48.399	30.428	41.975	35.996	260.8	15:49.874
9	2	1:48.685	30.530	42.057	36.098	263.4	17:37.479	9	1	1:48.441	30.359	41.819	36.263	260.8	17:38.315
10	2	1:48.920	30.359	42.677	35.884	264.0	19:26.399	10	1	1:49.503	30.428	42.538	36.537	260.8	19:27.818
11	2	1:48.973	30.551	42.252	36.170	262.1	21:15.372	11	1	1:49.168	30.515	42.175	36.478	258.3	21:16.986
12	2	1:48.757	30.562	42.236	35.959	262.1	23:04.129	12	1	1:48.322	30.318	42.019	35.985	257.7	23:05.308
13	2	1:48.707	30.473	42.019	36.215	262.7	24:52.836	13	1	1:52.929 P	30.462	42.102	40.365	260.2	24:58.237
14	2	1:49.309	30.380	42.280	36.649	260.8	26:42.145	14	2	2:50.975	1:33.661	42.012	35.302	190.4	27:49.212
15	2	1:55.446 P	30.673	42.956	41.817	257.7	28:37.591	15	2	1:46.710	30.306	41.462	34.942	258.9	29:35.922
16	1	2:50.876	1:34.227	41.327	35.322	190.4	31:28.467	16	2	1:46.097	30.093	41.057	34.947	257.1	31:22.019
17	1	1:46.771	30.116	41.388	35.267	263.4	33:15.238	17	2	1:46.035	30.018	41.095	34.922	257.1	33:08.054
18	1	1:46.449	30.125	41.226	35.098	264.0	35:01.687	18	2	1:46.263	30.031	41.175	35.057	258.9	34:54.317
19	1	1:45.999	29.797	41.179	35.023	266.0	36:47.686	19	2	1:47.655	30.009	41.275	36.371	260.8	36:41.972
20	1	1:47.402	29.863	41.203	36.336	266.0	38:35.088	20	2	1:48.029	30.308	41.824	35.897	257.1	38:30.001
21	1	1:47.168	30.277	41.472	35.419	265.3	40:22.256	21	2	1:47.049	30.222	41.415	35.412	258.9	40:17.050
22	1	1:46.600	29.960	41.402	35.238	266.6	42:08.856	22	2	1:47.513	30.324	41.433	35.756	258.9	42:04.563
23	1	1:47.247	29.902	41.534	35.811	264.7	43:56.103	23	2	1:47.470	30.202	41.794	35.474	262.1	43:52.033
24	1	1:48.038	30.102	41.807	36.129	260.2	45:44.141	24	2	1:46.111	29.982	41.131	34.998	257.7	45:38.144
25	1	1:47.066	30.520	41.232	35.314	264.0	47:31.207	25	2	1:46.680	30.272	41.132	35.276	257.1	47:24.824
26	1	1:46.457	30.006	41.379	35.072	264.0	49:17.664	26	2	1:46.528	30.267	41.254	35.007	258.9	49:11.352
27	1	1:46.195	29.778	41.333	35.084	264.0	51:03.859	27	2	1:46.434	30.009	41.302	35.123	259.6	50:57.786
28	1	1:46.582	29.911	41.360	35.311	263.4	52:50.441	28	2	1:46.018	30.123	41.066	34.829	258.9	52:43.804
29	1	1:46.876	29.867	41.486	35.523	264.0	54:37.317	29	2	1:46.261	29.950	41.173	35.138	260.8	54:30.065
30	1	1:46.808	29.803	41.727	35.278	265.3	56:24.125	30	2	1:47.609	30.013	41.858	35.738	260.2	56:17.674
31	1	1:47.391	30.125	41.899	35.367	266.0	58:11.516	31	2	1:48.440	30.426	41.833	36.181	259.6	58:06.114
32	1	1:47.627	30.067	41.943	35.617	269.3	59:59.143	32	2	1:46.544	30.001	41.438	35.105	257.7	59:52.658
33	1	1:47.103	29.979	41.538	35.586	266.0	1:01:46.246	33	2	1:46.418	30.008	41.390	35.020	257.7	1:01:39.076





Circuit de Barcelona
International GT Open
Race - 2
Lap Analysis



36

1 Christian Hahn

Mercedes AMG GT3 47

1 Fran Rueda

BMW M6 GT3

PROAM

2 Lucas Auer

Drivex School

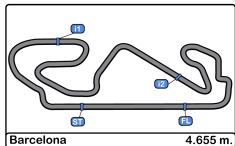
PRO

2 Andrés Saravia

RACE / BMW Team Teo Martín

Lap	D	Time	Sector 1	Sector 2	Sector 3	T. Spd	Elapsed	Lap	D	Time	Sector 1	Sector 2	Sector 3	T. Spd	Elapsed
1	2	1:53.004	35.775	42.016	35.213	236.3	1:53.004	1	1	1:50.259	33.715	41.379	35.165	240.5	1:50.259
2	2	1:46.791	30.279	41.342	35.170	259.6	3:39.795	2	1	1:46.962	30.109	41.524	35.329	259.6	3:37.221
3	2	1:56.619	30.185	48.374	38.060	260.2	5:36.414	3	1	1:56.853	30.033	47.738	39.082	259.6	5:34.074
4	2	2:44.135	42.602	1:09.275	52.258	196.3	8:20.549	4	1	2:45.073	42.895	1:08.866	53.312	219.5	8:19.147
5	2	1:47.456	30.335	41.546	35.575	259.6	10:08.005	5	1	1:47.735	30.213	42.279	35.243	258.3	10:06.882
6	2	1:46.848	30.155	41.500	35.193	260.8	11:54.853	6	1	1:46.356	29.806	41.407	35.143	262.7	11:53.238
7	2	1:46.682	30.009	41.429	35.244	261.5	13:41.535	7	1	1:46.232	29.899	41.318	35.015	262.1	13:39.470
8	2	1:46.364	29.924	41.243	35.197	260.8	15:27.899	8	1	1:46.389	29.905	41.348	35.136	261.5	15:25.859
9	2	1:46.142	29.979	41.169	34.994	260.8	17:14.041	9	1	1:46.201	29.820	41.189	35.192	262.7	17:12.060
10	2	1:46.493	29.984	41.409	35.100	260.8	19:00.534	10	1	1:46.210	29.873	41.279	35.058	262.1	18:58.270
11	2	1:46.376	29.990	41.249	35.137	260.8	20:46.910	11	1	1:46.074	29.843	41.165	35.066	261.5	20:44.344
12	2	1:46.346	29.917	41.209	35.220	260.2	22:33.256	12	1	1:46.401	29.805	41.474	35.122	261.5	22:30.745
13	2	1:46.463	29.972	41.270	35.221	260.2	24:19.719	13	1	1:50.198 P	29.865	41.379	38.954	261.5	24:20.943
14	2	1:46.650	29.982	41.434	35.234	260.2	26:06.369	14	2	2:59.670	1:43.161	41.426	35.083	193.2	27:20.613
15	2	1:47.248	30.096	41.316	35.836	258.9	27:53.617	15	2	1:46.712	30.250	41.353	35.109	260.8	29:07.325
16	2	1:46.961	30.085	41.517	35.359	260.8	29:40.578	16	2	1:46.428	29.935	41.245	35.248	262.7	30:53.753
17	2	1:46.822	29.984	41.485	35.353	260.8	31:27.400	17	2	1:46.655	30.035	41.260	35.360	262.1	32:40.408
18	2	1:50.850 P	30.059	41.539	39.252	259.6	33:18.250	18	2	1:46.492	29.973	41.168	35.351	261.5	34:26.900
19	1	2:53.374	1:36.263	41.328	35.783	189.1	36:11.624	19	2	1:46.813	30.010	41.357	35.446	262.7	36:13.713
20	1	1:47.870	30.288	41.656	35.926	259.6	37:59.494	20	2	1:47.486	29.996	41.514	35.976	263.4	38:01.199
21	1	1:46.382	29.911	41.267	35.204	257.7	39:45.876	21	2	1:46.748	30.047	41.375	35.326	264.0	39:47.947
22	1	1:46.568	29.960	41.301	35.307	258.9	41:32.444	22	2	1:46.855	29.864	41.539	35.452	262.1	41:34.802
23	1	1:47.129	29.964	41.604	35.561	258.3	43:19.573	23	2	1:47.037	30.036	41.536	35.465	262.1	43:21.839
24	1	1:46.733	29.995	41.376	35.362	258.9	45:06.306	24	2	1:46.839	29.999	41.488	35.352	262.1	45:08.678
25	1	1:46.475	29.882	41.258	35.335	259.6	46:52.781	25	2	1:46.978	29.935	41.544	35.499	263.4	46:55.656
26	1	1:47.171	30.151	41.465	35.555	259.6	48:39.952	26	2	1:46.696	29.944	41.464	35.288	263.4	48:42.352
27	1	1:47.682	30.186	41.513	35.983	258.9	50:27.634	27	2	1:46.573	29.828	41.347	35.398	263.4	50:28.925
28	1	1:47.122	30.053	41.483	35.586	258.9	52:14.756	28	2	1:46.967	29.875	41.405	35.687	262.7	52:15.892
29	1	1:46.959	29.926	41.355	35.678	258.9	54:01.715	29	2	1:46.946	29.860	41.503	35.583	263.4	54:02.838
30	1	1:47.043	29.807	41.499	35.737	259.6	55:48.758	30	2	1:46.708	29.883	41.487	35.338	264.7	55:49.546
31	1	1:47.050	29.885	41.451	35.714	260.2	57:35.808	31	2	1:46.951	29.894	41.440	35.617	264.7	57:36.497
32	1	1:47.080	29.814	41.394	35.872	259.6	59:22.888	32	2	1:47.053	30.021	41.351	35.681	264.0	59:23.550
33	1	1:47.181	29.813	41.496	35.872	260.2	1:01:10.069	33	2	1:47.172	29.857	41.456	35.859	264.0	1:01:10.722





Circuit de Barcelona
International GT Open
Race - 2
Lap Analysis



51

1 Alessandro Pier Guidi

Ferrari 488 GT3

52

1 Marco Cioci

Ferrari 488 GT3

PRO

2 Mikkel Mac

Luzich Racing

PRO

2 Matt Griffin

Luzich Racing

Lap	D	Time	Sector 1	Sector 2	Sector 3	T. Spd	Elapsed	Lap	D	Time	Sector 1	Sector 2	Sector 3	T. Spd	Elapsed
1	1	1:51.646	35.124	41.461	35.061	240.0	1:51.646	1	2	1:57.799	37.054	44.685	36.060	241.0	1:57.799
2	1	1:46.659	30.126	41.328	35.205	260.2	3:38.305	2	2	1:47.392	30.265	41.752	35.375	259.6	3:45.191
3	1	1:56.922	30.037	49.228	37.657	261.5	5:35.227	3	2	1:58.370	30.153	50.438	37.779	261.5	5:43.561
4	1	2:44.870	42.988	1:09.227	52.655	194.2	8:20.097	4	2	2:41.041	42.618	1:08.056	50.367	210.9	8:24.602
5	1	1:47.230	30.212	41.607	35.411	259.6	10:07.327	5	2	1:47.439	30.317	41.809	35.313	261.5	10:12.041
6	1	1:46.582	30.046	41.383	35.153	260.8	11:53.909	6	2	1:46.965	30.112	41.619	35.234	261.5	11:59.006
7	1	1:46.272	29.982	41.266	35.024	260.8	13:40.181	7	2	1:47.284	30.344	41.736	35.204	261.5	13:46.290
8	1	1:46.177	29.926	41.207	35.044	261.5	15:26.358	8	2	1:47.024	30.216	41.642	35.166	261.5	15:33.314
9	1	1:46.211	29.902	41.231	35.078	260.8	17:12.569	9	2	1:47.180	29.939	41.677	35.564	262.1	17:20.494
10	1	1:46.226	29.925	41.304	34.997	261.5	18:58.795	10	2	1:47.107	30.132	41.608	35.367	260.2	19:07.601
11	1	1:46.051	29.925	41.142	34.984	261.5	20:44.846	11	2	1:47.040	30.050	41.639	35.351	260.8	20:54.641
12	1	1:46.413	29.963	41.265	35.185	261.5	22:31.259	12	2	1:47.114	29.968	41.737	35.409	260.8	22:41.755
13	1	1:46.249	29.950	41.309	34.990	261.5	24:17.508	13	2	1:52.150 P	30.097	41.659	40.394	261.5	24:33.905
14	1	1:50.327 P	29.924	41.341	39.062	260.8	26:07.835	14	1	2:50.858	1:34.002	41.700	35.156	190.1	27:24.763
15	2	2:49.889	1:33.850	41.252	34.787	191.1	28:57.724	15	1	1:46.481	30.109	41.394	34.978	258.9	29:11.244
16	2	1:46.096	30.149	41.091	34.856	259.6	30:43.820	16	1	1:46.134	29.974	41.180	34.980	259.6	30:57.378
17	2	1:46.176	30.070	41.065	35.041	258.9	32:29.996	17	1	1:46.796	29.931	41.322	35.543	259.6	32:44.174
18	2	1:45.906	29.833	40.976	35.097	258.9	34:15.902	18	1	1:47.821	30.427	41.857	35.537	261.5	34:31.995
19	2	1:45.836	29.817	41.079	34.940	259.6	36:01.738	19	1	1:47.315	30.216	41.786	35.313	260.8	36:19.310
20	2	1:46.293	29.993	41.171	35.129	259.6	37:48.031	20	1	1:48.463	30.626	41.666	36.171	261.5	38:07.773
21	2	1:46.371	29.912	41.427	35.032	258.9	39:34.402	21	1	1:46.895	29.904	41.559	35.432	259.6	39:54.668
22	2	1:46.329	29.948	41.293	35.088	258.9	41:20.731	22	1	1:49.514	31.625	42.082	35.807	259.6	41:44.182
23	2	1:46.928	30.192	41.451	35.285	259.6	43:07.659	23	1	1:48.070	30.484	42.154	35.432	261.5	43:32.252
24	2	1:46.501	29.983	41.356	35.162	259.6	44:54.160	24	1	1:47.100	30.049	41.746	35.305	259.6	45:19.352
25	2	1:46.570	30.036	41.472	35.062	259.6	46:40.730	25	1	1:47.234	29.897	41.462	35.875	259.6	47:06.586
26	2	1:47.489	30.230	42.132	35.127	260.2	48:28.219	26	1	1:46.802	30.018	41.456	35.328	258.9	48:53.388
27	2	1:46.274	30.012	41.240	35.022	261.5	50:14.493	27	1	1:46.754	29.979	41.478	35.297	258.3	50:40.142
28	2	1:46.260	30.010	41.250	35.000	260.8	52:00.753	28	1	1:46.746	29.951	41.584	35.211	258.3	52:26.888
29	2	1:45.941	29.888	40.944	35.109	260.8	53:46.694	29	1	1:46.847	29.969	41.566	35.312	258.9	54:13.735
30	2	1:46.678	30.120	41.337	35.221	260.8	55:33.372	30	1	1:47.044	30.076	41.578	35.390	260.2	56:00.779
31	2	1:46.833	29.957	41.608	35.268	261.5	57:20.205	31	1	1:50.200	31.108	42.867	36.225	258.3	57:50.979
32	2	1:46.644	29.990	41.310	35.344	260.8	59:06.849	32	1	1:47.253	30.014	41.649	35.590	262.1	59:38.232
33	2	1:46.731	29.954	41.205	35.572	261.5	1:00:53.580	33	1	1:48.211	30.276	41.974	35.961	261.5	1:01:26.443





Circuito de Barcelona
International GT Open
Race - 2
Lap Analysis



63

1 Giovanni Venturini
 Lamborghini Huracan GT3
 PRO
 2 Jeroen Mul
 Imperiale Racing

66

1 Giulio Borlenghi
 Lamborghini Huracan GT3
 AM
 2 Andrzej Lewandowski
 Vincenzo Sospiri Racing

Lap	D	Time	Sector 1	Sector 2	Sector 3	T. Spd	Elapsed	Lap	D	Time	Sector 1	Sector 2	Sector 3	T. Spd	Elapsed
1	1	1:50.763	34.317	41.330	35.116	241.0	1:50.763	1	1	2:00.462	37.761	44.351	38.350	240.5	2:00.462
2	1	1:46.969	30.157	41.352	35.460	258.9	3:37.732	2	1	1:48.764	30.961	42.367	35.436	260.2	3:49.226
3	1	1:57.088	29.995	49.405	37.688	259.6	5:34.820	3	1	1:57.249	30.059	48.710	38.480	262.1	5:46.475
4	1	2:44.694	42.913	1:09.227	52.554	196.0	8:19.514	4	1	2:39.579	41.662	1:07.937	49.980	185.8	8:26.054
5	1	1:46.431	30.193	41.386	34.852	257.7	10:05.945	5	1	1:47.575	30.624	41.628	35.323	264.0	10:13.629
6	1	1:46.007	29.791	41.125	35.091	258.9	11:51.952	6	1	1:46.927	30.233	41.559	35.135	263.4	12:00.556
7	1	1:45.800	29.894	41.006	34.900	258.3	13:37.752	7	1	1:47.225	30.015	41.650	35.560	264.7	13:47.781
8	1	1:45.469	29.718	40.947	34.804	258.3	15:23.221	8	1	1:49.236	31.665	42.372	35.199	254.1	15:37.017
9	1	1:45.896	29.849	41.080	34.967	258.9	17:09.117	9	1	1:46.658	30.098	41.310	35.250	262.7	17:23.675
10	1	1:45.736	29.777	41.065	34.894	258.9	18:54.853	10	1	1:47.109	30.001	41.562	35.546	266.0	19:10.784
11	1	1:45.643	29.882	40.813	34.948	258.3	20:40.496	11	1	1:47.564	30.550	41.666	35.348	266.6	20:58.348
12	1	1:45.732	29.775	41.022	34.935	257.7	22:26.228	12	1	1:46.952	30.098	41.631	35.223	264.7	22:45.300
13	1	1:45.845	29.840	41.017	34.988	258.3	24:12.073	13	1	1:46.915	30.083	41.584	35.248	265.3	24:32.215
14	1	1:45.940	29.863	41.081	34.996	258.9	25:58.013	14	1	1:46.705	30.028	41.340	35.337	264.7	26:18.920
15	1	1:47.098	30.038	41.525	35.535	259.6	27:45.111	15	1	1:51.876 P	29.956	42.086	39.834	263.4	28:10.796
16	1	1:45.940	29.763	41.122	35.055	262.1	29:31.051	16	2	3:04.999	1:46.774	42.428	35.797	189.1	31:15.795
17	1	1:46.319	29.937	41.175	35.207	260.8	31:17.370	17	2	1:49.242	31.148	42.369	35.725	262.7	33:05.037
18	1	1:46.186	29.948	41.188	35.050	261.5	33:03.556	18	2	1:47.838	30.156	42.017	35.665	264.0	34:52.875
19	1	1:50.338 P	29.789	41.081	39.468	260.8	34:53.894	19	2	1:48.168	30.078	41.639	36.451	261.5	36:41.043
20	2	3:14.688	1:57.293	41.353	36.042	190.4	38:08.582	20	2	1:47.992	30.296	41.759	35.937	262.7	38:29.035
21	2	1:49.522	30.411	41.613	37.498	263.4	39:58.104	21	2	1:47.183	30.127	41.517	35.539	259.6	40:16.218
22	2	1:47.235	30.131	41.488	35.616	258.3	41:45.339	22	2	1:47.480	30.162	41.614	35.704	262.1	42:03.698
23	2	1:49.603	30.179	42.455	36.969	263.4	43:34.942	23	2	1:51.700	30.196	42.123	39.381	262.7	43:55.398
24	2	1:47.749	30.182	41.435	36.132	263.4	45:22.691	24	2	1:50.318	30.481	41.949	37.888	263.4	45:45.716
25	2	1:46.785	30.401	41.402	34.982	264.0	47:09.476	25	2	1:47.683	30.593	41.666	35.424	262.7	47:33.399
26	2	1:46.170	30.057	41.288	34.825	263.4	48:55.646	26	2	1:47.347	30.204	41.581	35.562	262.1	49:20.746
27	2	1:46.576	29.919	41.442	35.215	264.7	50:42.222	27	2	1:47.432	30.178	41.693	35.561	262.7	51:08.178
28	2	1:47.104	30.039	41.531	35.534	262.1	52:29.326	28	2	1:47.951	30.273	41.557	36.121	262.7	52:56.129
29	2	1:46.526	30.050	41.274	35.202	262.7	54:15.852	29	2	1:48.448	30.594	41.755	36.099	260.2	54:44.577
30	2	1:50.693 P	29.953	41.464	39.276	264.0	56:06.545	30	2	1:48.225	30.215	41.723	36.287	260.2	56:32.802
31	2	2:05.738	48.793	41.639	35.306	193.2	58:12.283	31	2	1:46.966	30.100	41.544	35.322	260.8	58:19.768
32	2	1:47.107	29.890	42.050	35.167	264.7	59:59.390	32	2	1:52.462	30.131	42.379	39.952	264.7	1:00:12.230
33	2	1:47.400	29.997	41.756	35.647	264.7	1:01:46.790	33	2	1:48.417	31.027	41.609	35.781	259.6	1:02:00.647





Circuit de Barcelona
International GT Open
Race - 2
Lap Analysis



71

1 Alexander West

Ferrari 488 GT3

72

1 Mario Plachutta

Mercedes AMG GT3

PROAM

2 Michele Rugolo

Luzich Racing

PROAM

2 Thomas Jäger

Lechner Racing

Lap	D	Time	Sector 1	Sector 2	Sector 3	T. Spd	Elapsed	Lap	D	Time	Sector 1	Sector 2	Sector 3	T. Spd	Elapsed
1	2	1:59.726	37.003	44.927	37.796	246.5	1:59.726	1	2	1:53.549	35.888	42.412	35.249	232.2	1:53.549
2	2	1:47.350	30.640	41.593	35.117	260.2	3:47.076	2	2	1:47.029	30.249	41.549	35.231	260.8	3:40.578
3	2	1:57.490	30.321	48.984	38.185	260.2	5:44.566	3	2	1:56.872	30.059	48.985	37.828	262.1	5:37.450
4	2	2:40.608	42.548	1:08.068	49.992	201.1	8:25.174	4	2	2:43.535	42.927	1:08.679	51.929	191.1	8:20.985
5	2	1:47.339	30.292	41.654	35.393	263.4	10:12.513	5	2	1:47.396	30.371	41.684	35.341	261.5	10:08.381
6	2	1:46.921	30.098	41.602	35.221	262.1	11:59.434	6	2	1:47.085	30.083	41.744	35.258	262.7	11:55.466
7	2	1:47.377	30.311	41.680	35.386	262.7	13:46.811	7	2	1:46.655	29.959	41.448	35.248	263.4	13:42.121
8	2	1:46.938	30.059	41.618	35.261	263.4	15:33.749	8	2	1:46.290	29.818	41.422	35.050	263.4	15:28.411
9	2	1:47.304	30.131	41.609	35.564	263.4	17:21.053	9	2	1:46.360	29.824	41.324	35.212	264.0	17:14.771
10	2	1:47.402	30.401	41.669	35.332	262.1	19:08.455	10	2	1:46.261	29.833	41.309	35.119	262.7	19:01.032
11	2	1:46.788	30.016	41.401	35.371	262.1	20:55.243	11	2	1:46.393	30.055	41.267	35.071	262.7	20:47.425
12	2	1:47.061	30.104	41.561	35.396	262.7	22:42.304	12	2	1:46.290	29.938	41.201	35.151	263.4	22:33.715
13	2	1:47.243	30.080	41.540	35.623	264.0	24:29.547	13	2	1:46.503	29.993	41.408	35.102	263.4	24:20.218
14	2	1:46.472	29.990	41.275	35.207	260.8	26:16.019	14	2	1:46.650	30.024	41.412	35.214	262.7	26:06.868
15	2	1:47.444	29.987	41.621	35.836	261.5	28:03.463	15	2	1:47.218	30.129	41.393	35.696	261.5	27:54.086
16	2	1:49.883	30.307	43.014	36.562	262.1	29:53.346	16	2	1:47.041	30.008	41.616	35.417	263.4	29:41.127
17	2	1:47.059	30.117	41.672	35.270	262.1	31:40.405	17	2	1:46.811	29.949	41.516	35.346	263.4	31:27.938
18	2	1:46.817	30.015	41.506	35.296	260.8	33:27.222	18	2	1:46.897	29.974	41.538	35.385	262.7	33:14.835
19	2	1:51.749 P	30.083	41.535	40.131	260.8	35:18.971	19	2	1:50.240 P	29.779	41.074	39.387	261.5	35:05.075
20	1	2:53.049	1:34.522	41.649	36.878	189.8	38:12.020	20	1	2:55.708	1:37.014	42.737	35.957	183.0	38:00.783
21	1	1:50.428	30.493	42.820	37.115	259.6	40:02.448	21	1	1:50.900	31.659	42.610	36.631	259.6	39:51.683
22	1	1:48.126	30.511	41.726	35.889	258.9	41:50.574	22	1	1:50.404	31.384	42.830	36.190	258.3	41:42.087
23	1	1:48.444	30.329	41.920	36.195	259.6	43:39.018	23	1	1:48.978	31.228	41.974	35.776	259.6	43:31.065
24	1	1:48.975	30.927	41.817	36.231	261.5	45:27.993	24	1	1:50.486	30.834	43.160	36.492	258.9	45:21.551
25	1	1:48.057	30.492	41.760	35.805	260.2	47:16.050								
26	1	1:48.113	30.435	41.706	35.972	260.2	49:04.163								
27	1	1:48.637	30.885	41.835	35.917	260.8	50:52.800								
28	1	1:48.636	31.016	41.759	35.861	259.6	52:41.436								
29	1	1:47.802	30.174	41.701	35.927	260.2	54:29.238								
30	1	1:48.127	30.410	41.865	35.852	258.9	56:17.365								
31	1	1:50.148	30.369	41.698	38.081	258.9	58:07.513								
32	1	2:37.699 P	31.874	57.628	1:08.197	257.1	1:00:45.212								





Circuit de Barcelona
International GT Open
Race - 2
Lap Analysis



77

1 Mateusz Lisowski

Audi R8 LMS

84

1 Russell Ward

Mercedes AMG GT3

PRO

2

Olimp Racing

PRO

2 Indy Dontje

Winward Racing / HTP Motorsport

Lap	D	Time	Sector 1	Sector 2	Sector 3	T. Spd	Elapsed	Lap	D	Time	Sector 1	Sector 2	Sector 3	T. Spd	Elapsed
1	1	2:01.221	37.977	44.219	39.025	229.7	2:01.221	1	1	2:11.100	51.850	42.933	36.317	241.0	2:11.100
2	1	1:49.219	31.004	42.329	35.886	254.7	3:50.440	2	1	1:48.494	30.635	42.489	35.370	258.3	3:59.594
3	1	1:58.142	30.313	48.761	39.068	262.1	5:48.582	3	1	1:59.064	30.902	47.346	40.816	259.6	5:58.658
4	1	2:38.400	40.977	1:08.135	49.288	199.6	8:26.982	4	1	2:36.090	39.009	1:10.650	46.431	217.3	8:34.748
5	1	1:47.599	30.536	41.826	35.237	261.5	10:14.581	5	1	1:48.361	30.804	41.707	35.850	254.7	10:23.109
6	1	1:47.004	30.331	41.440	35.233	262.1	12:01.585	6	1	1:49.118	30.687	42.528	35.903	260.8	12:12.227
7	1	1:46.995	30.143	41.648	35.204	262.7	13:48.580	7	1	1:48.594	30.358	42.302	35.934	263.4	14:00.821
8	1	1:47.754	31.146	41.459	35.149	263.4	15:36.334	8	1	1:48.268	30.448	41.870	35.950	263.4	15:49.089
9	1	1:45.823	29.799	41.012	35.012	261.5	17:22.157	9	1	1:48.691	30.670	41.833	36.188	262.1	17:37.780
10	1	1:47.325	30.296	41.695	35.334	265.3	19:09.482	10	1	1:49.221	30.383	42.931	35.907	262.1	19:27.001
11	1	1:46.512	30.055	41.232	35.225	264.0	20:55.994	11	1	1:48.643	30.273	42.166	36.204	261.5	21:15.644
12	1	1:47.216	30.046	41.778	35.392	264.7	22:43.210	12	1	1:48.926	30.508	42.379	36.039	262.1	23:04.570
13	1	1:47.285	30.063	41.631	35.591	263.4	24:30.495	13	1	1:48.485	30.368	41.951	36.166	262.1	24:53.055
14	1	1:46.255	29.893	41.426	34.936	262.7	26:16.750	14	1	1:54.079 P	30.546	42.169	41.364	260.8	26:47.134
15	1	1:47.092	29.898	41.354	35.840	262.7	28:03.842	15	2	2:50.881	1:34.143	41.917	34.821	190.1	29:38.015
16	1	1:49.035	30.253	43.006	35.776	264.7	29:52.877	16	2	1:45.999	30.012	41.183	34.804	259.6	31:24.014
17	1	1:46.676	30.134	41.596	34.946	262.7	31:39.553	17	2	1:45.470	29.852	40.833	34.785	259.6	33:09.484
18	1	1:45.919	29.943	41.036	34.940	258.9	33:25.472	18	2	1:46.146	29.916	41.193	35.037	261.5	34:55.630
19	1	1:45.981	29.870	41.065	35.046	259.6	35:11.453	19	2	1:47.129	29.937	41.371	35.821	262.7	36:42.759
20	1	1:49.729 P	29.783	41.199	38.747	260.8	37:01.182	20	2	1:48.006	30.213	41.866	35.927	261.5	38:30.765
21		3:00.774	1:43.591	41.125	36.058	185.5	40:01.956	21	2	1:47.209	30.215	41.774	35.220	260.2	40:17.974
22		1:45.762	29.975	40.858	34.929	258.9	41:47.718	22	2	1:47.189	30.167	41.541	35.481	260.8	42:05.163
23		1:46.951	29.817	41.242	35.892	260.8	43:34.669	23	2	1:48.260	30.295	41.813	36.152	262.1	43:53.423
24		1:47.440	30.124	41.243	36.073	262.7	45:22.109	24	2	1:46.832	30.088	41.379	35.365	260.2	45:40.255
25		2:09.499	53.009	41.461	35.029	263.4	47:31.608	25	2	1:46.722	30.244	41.367	35.111	262.7	47:26.977
26		1:46.464	30.135	41.386	34.943	264.0	49:18.072	26	2	1:46.422	29.949	41.292	35.181	261.5	49:13.399
27		1:46.358	29.900	41.411	35.047	263.4	51:04.430	27	2	1:46.915	30.004	41.438	35.473	262.1	51:00.314
28		1:46.438	29.860	41.280	35.298	262.7	52:50.868	28	2	1:46.194	29.874	41.190	35.130	260.8	52:46.508
29		1:46.781	29.940	41.369	35.472	264.0	54:37.649	29	2	1:46.531	29.959	41.362	35.210	262.1	54:33.039
30		1:46.923	29.859	41.734	35.330	265.3	56:24.572	30	2	1:46.344	29.849	41.251	35.244	262.7	56:19.383
31		1:50.962 P	30.133	41.884	38.945	264.0	58:15.534	31	2	1:48.078	30.073	41.600	36.405	261.5	58:07.461
32		2:05.884	48.431	40.984	36.469	193.2	1:00:21.418	32	2	1:48.052	30.806	42.086	35.160	253.5	59:55.513
33		1:46.130	30.140	41.153	34.837	260.2	1:02:07.548	33	2	1:46.575	29.745	41.438	35.392	262.7	1:01:42.088





Circuit de Barcelona
International GT Open
Race - 2
Lap Analysis



90

1 Alberto Di Folco
 Lamborghini Huracan GT3
 PRO
 2 Adrian Zaugg
 Target Racing

91

1 Stefano Costantini
 Lamborghini Huracan GT3
 AM
 2
 Target Racing

Lap	D	Time	Sector 1	Sector 2	Sector 3	T. Spd	Elapsed	Lap	D	Time	Sector 1	Sector 2	Sector 3	T. Spd	Elapsed
1	1	1:59.983	37.348	44.062	38.573	250.5	1:59.983	1	1	2:02.310	38.795	45.207	38.308	245.4	2:02.310
2	1	1:47.723	30.796	41.795	35.132	258.9	3:47.706	2	1	1:50.664	31.415	42.999	36.250	264.0	3:52.974
3	1	1:57.162	30.105	49.108	37.949	261.5	5:44.868	3	1	1:58.419	30.358	49.123	38.938	263.4	5:51.393
4	1	2:40.834	42.704	1:07.995	50.135	193.2	8:25.702	4	1	2:37.535	40.968	1:09.452	47.115	225.4	8:28.928
5	1	1:47.444	30.440	41.653	35.351	261.5	10:13.146	5	1	1:50.864	31.213	42.453	37.198	263.4	10:19.792
6	1	1:46.835	30.159	41.495	35.181	261.5	11:59.981	6	1	1:48.090	30.358	42.253	35.479	263.4	12:07.882
7	1	1:47.144	30.153	41.720	35.271	262.1	13:47.125	7	1	1:47.538	30.156	41.911	35.471	263.4	13:55.420
8	1	1:46.984	30.141	41.622	35.221	262.1	15:34.109	8	1	1:47.744	30.325	41.890	35.529	262.7	15:43.164
9	1	1:47.467	30.050	41.764	35.653	262.1	17:21.576	9	1	1:47.820	30.294	42.219	35.307	264.0	17:30.984
10	1	1:47.314	30.149	41.898	35.267	260.2	19:08.890	10	1	1:47.823	30.271	42.100	35.452	262.7	19:18.807
11	1	1:46.730	30.068	41.405	35.257	260.8	20:55.620	11	1	1:47.523	30.221	41.780	35.522	262.7	21:06.330
12	1	1:47.230	30.232	41.543	35.455	261.5	22:42.850	12	1	1:47.597	30.270	41.753	35.574	262.1	22:53.927
13	1	1:52.183 P	30.040	41.581	40.562	262.7	24:35.033	13	1	1:48.058	30.299	42.067	35.692	262.1	24:41.985
14	2	3:02.778	1:44.747	42.801	35.230	190.8	27:37.811	14	1	1:53.235 P	30.186	42.465	40.584	260.2	26:35.220
15	2	1:46.829	30.207	41.430	35.192	257.1	29:24.640	15		3:10.039	1:53.039	41.863	35.137	192.5	29:45.259
16	2	1:46.201	30.231	41.092	34.878	257.1	31:10.841	16		1:47.068	30.340	41.486	35.242	262.1	31:32.327
17	2	1:46.571	30.117	41.237	35.217	257.1	32:57.412	17		1:47.015	30.057	41.457	35.501	262.1	33:19.342
18	2	1:46.907	30.358	41.377	35.172	257.1	34:44.319	18		1:46.780	30.039	41.604	35.137	261.5	35:06.122
19	2	1:46.969	30.072	41.331	35.566	258.3	36:31.288	19		1:46.888	30.053	41.539	35.296	262.1	36:53.010
20	2	1:47.120	30.162	41.535	35.423	257.1	38:18.408	20		1:47.294	30.196	41.783	35.315	261.5	38:40.304
21	2	1:49.520	30.933	42.687	35.900	257.7	40:07.928	21		1:46.750	30.107	41.379	35.264	260.8	40:27.054
22	2	1:48.095	30.907	41.692	35.496	256.5	41:56.023	22		1:47.229	30.111	41.875	35.243	260.2	42:14.283
23	2	1:46.997	30.221	41.576	35.200	260.2	43:43.020	23		1:46.670	29.971	41.426	35.273	262.1	44:00.953
24	2	1:46.705	30.101	41.395	35.209	258.9	45:29.725	24		1:47.401	30.406	41.636	35.359	260.2	45:48.354
25	2	1:47.518	30.377	41.965	35.176	260.8	47:17.243	25		1:48.471	30.677	42.442	35.352	263.4	47:36.825
26	2	1:47.599	30.408	41.708	35.483	261.5	49:04.842	26		1:46.835	30.195	41.386	35.254	261.5	49:23.660
27	2	1:48.146	30.603	41.880	35.663	260.2	50:52.988	27		1:46.649	30.152	41.473	35.024	261.5	51:10.309
28	2	1:46.641	30.230	41.178	35.233	262.7	52:39.629	28		1:46.628	30.146	41.232	35.250	261.5	52:56.937
29	2		30.110	41.949		259.6		29		1:48.033	30.132	41.868	36.033	262.1	54:44.970
								30		1:48.326	30.247	41.676	36.403	262.1	56:33.296
								31		1:47.157	30.091	41.643	35.423	262.7	58:20.453
								32		1:51.434	30.047	41.679	39.708	262.7	1:00:11.887
								33		1:48.155	30.466	42.001	35.688	255.9	1:02:00.042





Circuit de Barcelona
International GT Open
Race - 2
Lap Analysis



96

1 Bradley Ellis

Audi R8 LMS

99

1 Manuel Da Costa

Mercedes AMG GT3

PROAM

2 Oliver Wilkinson

Optimum Motorsport

AM

2 Miguel Sardinha

Sports and You

Lap	D	Time	Sector 1	Sector 2	Sector 3	T. Spd	Elapsed	Lap	D	Time	Sector 1	Sector 2	Sector 3	T. Spd	Elapsed
1	2	2:02.057	38.715	44.645	38.697	232.7	2:02.057	1	2	2:05.616	41.710	45.603	38.303	235.8	2:05.616
2	2	1:50.520	31.386	43.046	36.088	264.7	3:52.577	2	2	1:51.962	31.494	43.299	37.169	258.9	3:57.578
3	2	1:58.226	30.365	48.601	39.260	265.3	5:50.803	3	2	2:00.347	31.261	48.097	40.989	258.3	5:57.925
4	2	2:37.818	40.832	1:09.073	47.913	228.3	8:28.621	4	2	2:36.740	39.122	1:10.283	47.335	219.0	8:34.665
5	2	1:49.972	31.180	42.358	36.434	264.7	10:18.593	5	2	1:52.649	32.094	43.389	37.166	253.5	10:27.314
6	2	1:47.549	30.464	41.860	35.225	264.7	12:06.142	6	2	1:50.647	31.493	42.675	36.479	256.5	12:17.961
7	2	1:47.950	30.397	41.918	35.635	264.0	13:54.092	7	2	1:49.396	30.877	42.275	36.244	258.3	14:07.357
8	2	1:47.560	30.345	41.965	35.250	264.0	15:41.652	8	2	1:49.005	30.728	42.292	35.985	257.7	15:56.362
9	2	1:47.568	30.393	41.837	35.338	264.0	17:29.220	9	2	1:48.710	30.639	42.296	35.775	258.3	17:45.072
10	2	1:47.733	30.184	41.890	35.659	264.0	19:16.953	10	2	1:49.752	30.617	42.641	36.494	258.9	19:34.824
11	2	1:48.099	30.437	41.997	35.665	262.7	21:05.052	11	2	1:49.613	31.042	42.450	36.121	257.7	21:24.437
12	2	1:47.413	30.210	41.887	35.316	263.4	22:52.465	12	2	1:48.601	30.426	42.127	36.048	258.9	23:13.038
13	2	1:51.746 P	30.142	42.035	39.569	264.0	24:44.211	13	2	1:54.413 P	30.565	42.266	41.582	258.3	25:07.451
14	1	2:49.088	1:32.632	41.345	35.111	191.8	27:33.299	14	1	2:53.529	1:35.286	42.341	35.902	191.1	28:00.980
15	1	1:46.266	30.212	41.168	34.886	262.1	29:19.565	15	1	1:50.971	30.814	42.809	37.348	258.9	29:51.951
16	1	1:46.053	30.083	41.218	34.752	262.7	31:05.618	16	1	1:52.476	30.863	43.706	37.907	257.7	31:44.427
17	1	1:46.115	29.998	41.089	35.028	262.1	32:51.733	17	1	1:49.163	30.750	42.269	36.144	257.7	33:33.590
18	1	1:46.195	30.114	41.216	34.865	263.4	34:37.928	18	1	1:48.119	30.553	41.948	35.618	257.7	35:21.709
19	1	1:46.243	29.981	41.296	34.966	264.7	36:24.171	19	1	1:47.522	30.371	41.653	35.498	258.9	37:09.231
20	1	1:48.130	30.009	41.463	36.658	264.7	38:12.301	20	1	1:48.124	30.283	41.850	35.991	258.3	38:57.355
21	1	1:47.685	30.544	41.995	35.146	266.0	39:59.986	21	1	1:48.459	30.487	41.940	36.032	257.1	40:45.814
22	1	1:46.366	30.013	41.200	35.153	263.4	41:46.352	22	1	1:48.333	30.473	41.972	35.888	257.1	42:34.147
23	1	1:47.613	30.042	41.721	35.850	264.7	43:33.965	23	1	1:48.617	30.607	41.967	36.043	257.7	44:22.764
24	1	1:47.829	30.125	41.262	36.442	264.7	45:21.794	24	1	1:48.551	30.727	42.052	35.772	257.1	46:11.315
25	1	1:46.338	30.143	41.155	35.040	266.6	47:08.132	25	1	1:47.497	30.464	41.531	35.502	258.3	47:58.812
26	1	1:46.523	30.241	41.218	35.064	264.0	48:54.655	26	1	1:47.792	30.329	41.473	35.990	258.3	49:46.604
27	1	1:46.816	30.082	41.399	35.335	264.7	50:41.471	27	1	1:47.394	30.340	41.461	35.593	257.1	51:33.998
28	1	1:46.692	30.019	41.314	35.359	262.1	52:28.163	28	1	1:48.171	30.418	41.723	36.030	257.7	53:22.169
29	1	1:46.725	30.095	41.235	35.395	265.3	54:14.888	29	1	1:49.361	31.166	41.950	36.245	257.1	55:11.530
30	1	1:46.874	30.047	41.466	35.361	265.3	56:01.762	30	1	1:48.768	30.763	41.999	36.006	257.7	57:00.298
31	1	1:46.989	30.331	41.624	35.034	265.3	57:48.751	31	1	1:48.224	30.480	41.796	35.948	257.1	58:48.522
32	1	1:46.369	30.004	41.284	35.081	264.0	59:35.120	32	1	1:49.560	30.562	42.290	36.708	257.7	1:00:38.082
33	1	1:46.604	30.061	41.241	35.302	263.4	1:01:21.724	33	1	1:51.090	30.979	42.866	37.245	257.1	1:02:29.172





Circuit de Barcelona
International GT Open
Race - 2
Lap Analysis



111

1 Charles Finelli

Mercedes AMG GT3

333

1 Rinat Salikhov

Ferrari 488 GT3

AM

2 Philippe Denes

Porteiro Motorsport

PROAM

2 David Perel

Rinaldi Racing

Lap	D	Time	Sector 1	Sector 2	Sector 3	T. Spd	Elapsed	Lap	D	Time	Sector 1	Sector 2	Sector 3	T. Spd	Elapsed
1	2	2:01.548	37.485	45.079	38.984	240.0	2:01.548	1	1	2:01.405	38.440	44.386	38.579	242.1	2:01.405
2	2	1:50.432	31.206	43.136	36.090	258.3	3:51.980	2	1	1:49.799	31.024	43.187	35.588	260.2	3:51.204
3	2	1:57.839	30.357	48.388	39.094	258.3	5:49.819	3	1	1:57.798	30.342	48.447	39.009	260.8	5:49.002
4	2	2:38.167	41.112	1:08.794	48.261	206.1	8:27.986	4	1	2:38.593	41.075	1:08.349	49.169	181.2	8:27.595
5	2	1:48.050	30.470	42.197	35.383	260.2	10:16.036	5	1	1:47.664	30.431	41.834	35.399	259.6	10:15.259
6	2	1:46.917	30.073	41.523	35.321	260.2	12:02.953	6	1	1:47.000	30.265	41.538	35.197	261.5	12:02.259
7	2	1:46.798	30.078	41.504	35.216	260.8	13:49.751	7	1	1:46.923	30.096	41.465	35.362	260.8	13:49.182
8	2	1:48.392	30.469	42.297	35.626	260.8	15:38.143	8	1	1:48.330	30.938	42.033	35.359	262.7	15:37.512
9	2	1:46.715	30.000	41.351	35.364	260.8	17:24.858	9	1	1:46.704	30.114	41.506	35.084	262.1	17:24.216
10	2	1:47.847	30.097	42.356	35.394	261.5	19:12.705	10	1	1:51.455 P	30.160	41.478	39.817	262.7	19:15.671
11	2	1:46.794	30.096	41.548	35.150	259.6	20:59.499	11	1	2:06.087	49.406	41.477	35.204	191.8	21:21.758
12	2	1:46.811	30.042	41.483	35.286	260.2	22:46.310	12	1	1:46.835	30.026	41.704	35.105	259.6	23:08.593
13	2	1:46.687	30.011	41.475	35.201	260.8	24:32.997	13	1	1:46.931	30.239	41.560	35.132	260.8	24:55.524
14	2	1:46.741	29.972	41.523	35.246	260.2	26:19.738	14	1	1:47.307	30.280	41.752	35.275	259.6	26:42.831
15	2	1:47.256	30.070	41.532	35.654	259.6	28:06.994	15	1	1:52.279 P	30.347	41.689	40.243	260.2	28:35.110
16	2	1:47.469	30.123	41.910	35.436	258.9	29:54.463	16	2	2:55.431	1:38.647	41.683	35.101	190.4	31:30.541
17	2	1:47.564	30.002	42.103	35.459	261.5	31:42.027	17	2	1:46.377	30.211	41.262	34.904	258.9	33:16.918
18	2	1:46.945	30.125	41.457	35.363	258.9	33:28.972	18	2	1:45.811	29.936	41.102	34.773	261.5	35:02.729
19	2	1:51.076 P	29.983	41.499	39.594	259.6	35:20.048	19	2	1:45.671	29.870	40.986	34.815	262.1	36:48.400
20	1	2:57.931	1:37.392	42.855	37.684	189.1	38:17.979	20	2	1:46.345	29.994	40.959	35.392	260.8	38:34.745
21	1	1:52.396	31.076	44.260	37.060	255.3	40:10.375	21	2	1:45.776	30.000	40.954	34.822	258.9	40:20.521
22	1	1:51.532	30.892	42.661	37.979	256.5	42:01.907	22	2	1:45.677	29.873	40.943	34.861	259.6	42:06.198
23	1	1:55.135	30.493	46.788	37.854	256.5	43:57.042	23	2	1:48.233	29.943	41.526	36.764	263.4	43:54.431
24	1	1:50.091	30.791	42.503	36.797	258.9	45:47.133	24	2	1:46.224	29.948	41.175	35.101	261.5	45:40.655
25	1	1:51.619	31.641	43.257	36.721	257.7	47:38.752	25	2	1:46.814	30.377	41.280	35.157	262.1	47:27.469
26	1	1:50.322	30.727	42.727	36.868	257.7	49:29.074	26	2	1:46.244	30.028	41.192	35.024	261.5	49:13.713
27	1	1:49.308	31.065	42.075	36.168	255.9	51:18.382	27	2	1:46.909	30.107	41.401	35.401	263.4	51:00.622
28	1	1:49.767	30.591	42.021	37.155	256.5	53:08.149	28	2	1:46.636	30.090	41.443	35.103	262.7	52:47.258
29	1	1:49.829	30.579	42.083	37.167	256.5	54:57.978	29	2	1:46.269	29.947	41.183	35.139	262.1	54:33.527
30	1	1:49.326	30.601	42.472	36.253	256.5	56:47.304	30	2	1:46.400	29.881	41.275	35.244	263.4	56:19.927
31	1	1:49.164	30.666	42.005	36.493	257.1	58:36.468	31	2	1:47.688	30.042	41.491	36.155	262.1	58:07.615
32	1	1:50.206	30.782	42.351	37.073	257.7	1:00:26.674	32	2	1:47.116	30.294	41.796	35.026	262.7	59:54.731
33	1	1:49.900	31.043	42.337	36.520	256.5	1:02:16.574	33	2	1:47.253	29.966	41.327	35.960	262.1	1:01:41.984





Circuit de Barcelona
International GT Open
Race - 2
Analysis by Lap



Barcelona 4.655 m.

Num	Lap Time	Gap
-----	----------	-----

Lap 1

47	1:50.259	
63	1:50.763	00.504
51	1:51.646	01.387
36	1:53.004	02.745
72	1:53.549	03.290
25	1:54.158	03.899
12	1:54.859	04.600
19	1:55.332	05.073
17	1:55.971	05.712
11	1:56.657	06.398
3	1:57.018	06.759
52	1:57.799	07.540
7	1:59.419	09.160
71	1:59.726	09.467
90	1:59.983	09.724
66	2:00.462	10.203
6	2:01.021	10.762
77	2:01.221	10.962
333	2:01.405	11.146
111	2:01.548	11.289
96	2:02.057	11.798
91	2:02.310	12.051
16	2:02.547	12.288
20	2:02.959	12.700
27	2:03.415	13.156
28	2:04.162	13.903
33	2:04.453	14.194
99	2:05.616	15.357
5	2:07.681	17.422
84	2:11.100	20.841

Num Lap Time Gap

Lap 2

47	1:46.962	
63	1:46.969	00.511
51	1:46.659	01.084
36	1:46.791	02.574
72	1:47.029	03.357
25	1:46.937	03.874
12	1:47.184	04.822

19 1:47.171 05.282

17 1:47.266 06.016

11 1:47.270 06.706

3 1:47.335 07.132

52 1:47.392 07.970

71 1:47.350 09.855

90 1:47.723 10.485

66 1:48.764 12.005

6 1:49.094 12.894

77 1:49.219 13.219

333 1:49.799 13.983

111 1:50.432 14.759

96 1:50.520 15.356

91 1:50.664 15.753

20 1:50.418 16.156

16 1:51.580 16.906

27 1:51.133 17.327

28 1:51.122 18.063

33 1:51.404 18.636

99 1:51.962 20.357

84 1:48.494 22.373

5 1:57.019 27.479

Num Lap Time Gap

Lap 3

47	1:56.853	
63	1:57.088	00.746
51	1:56.922	01.153
36	1:56.619	02.340
72	1:56.872	03.376
25	1:56.955	03.976
12	1:56.687	04.656
19	1:57.480	05.909
17	1:57.762	06.925
11	1:57.641	07.494
3	1:58.535	08.814
52	1:58.370	09.487
71	1:57.490	10.492
90	1:57.162	10.794
66	1:57.249	12.401
6	1:57.406	13.447
77	1:58.142	14.508

333 1:57.798 14.928

111 1:57.839 15.745

96 1:58.226 16.729

91 1:58.419 17.319

20 1:58.484 17.787

16 1:58.179 18.232

27 2:00.409 20.883

28 2:00.416 21.626

33 2:00.281 22.064

99 2:00.347 23.851

84 1:59.064 24.584

5 1:59.032 29.658

Num Lap Time Gap

Lap 4

47	2:45.073	
63	2:44.694	00.367
51	2:44.870	00.950
36	2:44.135	01.402
72	2:43.535	01.838
25	2:43.623	02.526
12	2:43.361	02.944
19	2:42.756	03.592
17	2:41.922	03.774
11	2:41.833	04.254
3	2:41.081	04.822
52	2:41.041	05.455
71	2:40.608	06.027
90	2:40.834	06.555
66	2:39.579	06.907
6	2:39.088	07.462
77	2:38.400	07.835
333	2:38.593	08.448
111	2:38.167	08.839
96	2:37.818	09.474
91	2:37.535	09.781
20	2:37.740	10.454
16	2:37.975	11.134
27	2:36.482	12.292
28	2:37.125	13.678
33	2:37.125	14.116
99	2:36.740	15.518

84 2:36.090 15.601

5 2:32.472 17.057

Num Lap Time Gap

Lap 5

63	1:46.431	
47	1:47.735	00.937
51	1:47.230	01.382
36	1:47.456	02.060
72	1:47.396	02.436
25	1:47.349	03.077
12	1:47.503	03.649
19	1:47.412	04.206
17	1:47.544	04.520
11	1:47.560	05.016
3	1:47.622	05.646
52	1:47.439	06.096
71	1:47.339	06.568
90	1:47.444	07.201
66	1:47.575	07.684
6	1:47.711	08.375
77	1:47.599	08.636
333	1:47.664	09.314
111	1:48.050	10.091
96	1:49.972	12.648
20	1:49.751	13.407
91	1:50.864	13.847
16	1:50.181	14.517
27	1:49.591	15.085
28	1:49.313	16.193
33	1:49.467	16.785
84	1:48.361	17.164
99	1:52.649	21.369
5	1:55.934	26.193

Num Lap Time Gap

Lap 6

63	1:46.007	
47	1:46.356	01.286
51	1:46.582	01.957
36	1:46.848	02.901
72	1:47.085	03.514
25	1:47.031	04.101

12 1:47.170 04.812

19 1:47.019 05.218

17 1:47.259 05.772

11 1:47.283 06.292

3 1:46.969 06.608

52 1:46.965 07.054

71 1:46.921 07.482

90 1:46.835 08.029

66 1:46.927 08.604

6 1:46.881 09.249

77 1:47.004 09.633

333 1:47.000 10.307

111 1:46.917 11.001

96 1:47.549 14.190

20 1:48.006 15.406

91 1:48.090 15.930

27 1:49.505 18.583

16 1:50.286 18.796

28 1:49.232 19.418

33 1:49.203 19.981

84 1:49.118 20.275

99 1:50.647 26.009

5 1:54.961 35.147

Num Lap Time Gap

Lap 7

63	1:45.800	
47	1:46.232	01.718
51	1:46.272	02.429
36	1:46.682	03.783
72	1:46.655	04.369
25	1:46.693	04.994
12	1:46.392	05.404
19	1:46.708	06.126
17	1:46.811	06.783
11	1:46.875	07.367
3	1:47.355	08.163
52	1:47.284	08.538
71	1:47.377	09.059
90	1:47.144	09.373
66	1:47.225	10.029
6	1:46.993	10.442





Circuit de Barcelona
International GT Open
Race - 2
Analysis by Lap



77	1:46.995	10.828
333	1:46.923	11.430
111	1:46.798	11.999
96	1:47.950	16.340
20	1:47.425	17.031
91	1:47.538	17.668
27	1:48.112	20.895
16	1:48.840	21.836
28	1:49.081	22.699
84	1:48.594	23.069
33	1:49.542	23.723
99	1:49.396	29.605
5	1:54.750	44.097

Num Lap Time Gap

Lap 8

63	1:45.469	
47	1:46.389	02.638
51	1:46.177	03.137
36	1:46.364	04.678
72	1:46.290	05.190
25	1:46.300	05.825
12	1:46.648	06.583
19	1:46.630	07.287
17	1:46.916	08.230
11	1:47.070	08.968
3	1:46.839	09.533
52	1:47.024	10.093
71	1:46.938	10.528
90	1:46.984	10.888
6	1:46.634	11.607
77	1:47.754	13.113
66	1:49.236	13.796
333	1:48.330	14.291
111	1:48.392	14.922
96	1:47.560	18.431
20	1:47.863	19.425
91	1:47.744	19.943
27	1:47.821	23.247
16	1:48.441	24.808
28	1:48.343	25.573
84	1:48.268	25.868

33	1:48.399	26.653
99	1:49.005	33.141
5	1:55.018	53.646

Num Lap Time Gap

Lap 9

63	1:45.896	
47	1:46.201	02.943
51	1:46.211	03.452
36	1:46.142	04.924
72	1:46.360	05.654
25	1:46.327	06.256
12	1:46.419	07.106
19	1:46.432	07.823
17	1:46.698	09.032
11	1:46.847	09.919
3	1:47.327	10.964
52	1:47.180	11.377
71	1:47.304	11.936
90	1:47.467	12.459
6	1:47.052	12.763
77	1:45.823	13.040
66	1:46.658	14.558
333	1:46.704	15.099
111	1:46.715	15.741
96	1:47.568	20.103
20	1:47.507	21.036
91	1:47.820	21.867
27	1:47.648	24.999
16	1:48.433	27.345
28	1:48.685	28.362
84	1:48.691	28.663
33	1:48.441	29.198
99	1:48.710	35.955
5	1:55.090	1:02.840

Num Lap Time Gap

Lap 10

63	1:45.736	
47	1:46.210	03.417
51	1:46.226	03.942
36	1:46.493	05.681
72	1:46.261	06.179

25	1:46.250	06.770
12	1:46.414	07.784
19	1:46.321	08.408
17	1:46.620	09.916
11	1:46.918	11.101
3	1:47.041	12.269
52	1:47.107	12.748
71	1:47.402	13.602
90	1:47.314	14.037
77	1:47.325	14.629
6	1:48.487	15.514
66	1:47.109	15.931
111	1:47.847	17.852
333	1:51.455	20.818
96	1:47.733	22.100
20	1:47.537	22.837
91	1:47.823	23.954
27	1:47.345	26.608
16	1:49.037	30.646
28	1:48.920	31.546
84	1:49.221	32.148
33	1:49.503	32.965
99	1:49.752	39.971
5	1:55.043	1:12.147

Num Lap Time Gap

Lap 11

63	1:45.643	
47	1:46.074	03.848
51	1:46.051	04.350
36	1:46.376	06.414
72	1:46.393	06.929
25	1:46.547	07.674
12	1:46.426	08.567
19	1:46.450	09.215
17	1:46.503	10.776
11	1:47.215	12.673
3	1:47.122	13.748
52	1:47.040	14.145
71	1:46.788	14.747
90	1:46.730	15.124
77	1:46.512	15.498

Num Lap Time Gap

Lap 12

63	1:45.732	
47	1:46.401	04.517
51	1:46.413	05.031
36	1:46.346	07.028
72	1:46.290	07.487
25	1:46.449	08.391
12	1:46.418	09.253
19	1:46.683	10.166
17	1:46.588	11.632
11	1:46.838	13.779
3	1:47.055	15.071
52	1:47.114	15.527
71	1:47.061	16.076
90	1:47.230	16.622
77	1:47.216	16.982
6	1:46.939	18.556
66	1:46.952	19.072
111	1:46.811	20.082
96	1:47.413	26.237
20	1:47.320	26.726
91	1:47.597	27.699
27	1:47.637	30.578
16	1:48.590	36.756
28	1:48.757	37.901
84	1:48.926	38.342

6	1:47.478	17.349
66	1:47.564	17.852
111	1:46.794	19.003
96	1:48.099	24.556
20	1:47.944	25.138
91	1:47.523	25.834
27	1:47.708	28.673
16	1:48.895	33.898
28	1:48.973	34.876
84	1:48.643	35.148
33	1:49.168	36.490
333	2:06.087	41.262
99	1:49.613	43.941
5	1:55.860	1:22.364

Num Lap Time Gap

Lap 13

63	1:45.845	
51	1:46.249	05.435
36	1:46.463	07.646
72	1:46.503	08.145
47	1:50.198	08.870
19	1:46.433	10.754
17	1:46.397	12.184
25	1:50.431	12.977
12	1:50.612	14.020
11	1:46.836	14.770
3	1:47.040	16.266
71	1:47.243	17.474
77	1:47.285	18.422
6	1:46.717	19.428
66	1:46.915	20.142
111	1:46.687	20.924
52	1:52.150	21.832
90	1:52.183	22.960
91	1:48.058	29.912
96	1:51.746	32.138
20	1:52.327	33.208
27	1:52.656	37.389
28	1:48.707	40.763
84	1:48.485	40.982
333	1:46.931	43.451
16	1:53.477	44.388
33	1:52.929	46.164
99	1:54.413	55.378
5	1:55.956	1:41.874

Num Lap Time Gap

Lap 14

63	1:45.940	
36	1:46.650	08.356
72	1:46.650	08.855
51	1:50.327	09.822



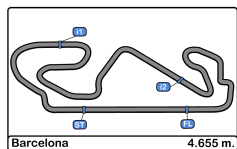


Circuit de Barcelona
International GT Open
Race - 2
Analysis by Lap



Num	Lap Time	Gap	Num	Lap Time	Gap	Num	Lap Time	Gap	Num	Lap Time	Gap			
19	1:46.487	11.301	25	1:45.476	1:17.333	33	1:46.097	1 Lap	99	1:49.163	1 Lap	96	1:46.243	1:30.277
17	1:46.512	12.756	47	1:46.712	1:22.214	16	1:46.126	1 Lap	5	3:50.385	2 Laps	90	1:46.969	1:37.394
11	1:47.363	16.193	52	1:46.481	1:26.133	84	1:45.999	1 Lap	51	1:45.906	1:12.346	20	1:45.733	1:39.148
3	1:47.110	17.436	6	2:52.118	1:29.442	36	1:46.822	10.030	25	1:45.671	1:15.302	66	1:48.168	1:47.149
71	1:46.472	18.006	12	1:46.105	1:29.976	72	1:46.811	10.568	47	1:46.492	1:23.344	27	1:48.303	1:47.650
77	1:46.255	18.737	96	1:46.266	1:34.454	28	2:50.876	1 Lap	19	2:55.055	1:27.506	33	1:47.655	1:48.078
66	1:46.705	20.907	90	1:46.829	1:39.529	333	2:55.431	1 Lap	11	1:47.758	1:28.066	16	1:47.184	1:48.492
111	1:46.741	21.725	20	1:45.819	1:44.527	91	1:47.068	1 Lap	52	1:47.821	1:28.439	84	1:47.129	1:48.865
6	1:50.934	24.422	Num	Lap Time	Gap	19	1:51.780	18.637	3	1:46.879	1:29.178	28	1:45.999	1:53.792
91	1:53.235	37.207	Lap 16			17	1:50.889	19.764	6	1:46.589	1:29.624	333	1:45.671	1:54.506
28	1:49.309	44.132	63	1:45.940		77	1:46.676	22.183	12	1:46.225	1:29.924	91	1:46.888	1:59.116
333	1:47.307	44.818	27	1:46.348	1 Lap	71	1:47.059	23.035	17	2:57.899	1:31.477	Num	Lap Time	Gap
84	1:54.079	49.121	33	1:46.710	1 Lap	111	1:47.564	24.657	96	1:46.195	1:34.372	Lap 20		
25	2:51.918	1:18.955	16	1:46.890	1 Lap	99	1:52.476	1 Lap	90	1:46.907	1:40.763	77	1:49.729	
47	2:59.670	1:22.600	84	2:50.881	1 Lap	51	1:46.176	1:12.626	20	1:45.488	1:43.753	3	2:35.279	1 Lap
52	2:50.858	1:26.750	36	1:46.961	09.527	25	1:45.316	1:15.817	66	1:47.838	1:49.319	99	1:47.522	1 Lap
12	3:02.889	1:30.969	72	1:47.041	10.076	47	1:46.655	1:23.038	27	1:47.924	1:49.685	5	1:48.163	2 Laps
96	2:49.088	1:35.286	19	1:47.407	13.176	11	2:49.263	1:26.494	Num	Lap Time	Gap	51	1:46.293	46.849
90	3:02.778	1:39.798	91	3:10.039	1 Lap	52	1:46.796	1:26.804	Lap 19			25	1:45.654	48.836
20	2:58.538	1:45.806	17	1:48.711	15.194	3	2:49.445	1:28.485	63	1:50.338		36	1:47.870	58.312
Num	Lap Time	Gap	99	1:50.971	1 Lap	6	1:45.878	1:29.221	33	1:46.263	1 Lap	72	2:55.708	59.601
Lap 15			77	1:49.035	21.826	12	1:46.108	1:29.885	16	1:46.421	1 Lap	47	1:47.486	1:00.017
63	1:47.098		71	1:49.883	22.295	96	1:46.115	1:34.363	84	1:46.146	1 Lap	19	1:47.844	1:05.358
27	2:55.967	1 Lap	111	1:47.469	23.412	90	1:46.571	1:40.042	28	1:46.449	1 Lap	52	1:48.463	1:06.591
33	2:50.975	1 Lap	11	1:52.984	23.550	20	1:45.793	1:44.451	333	1:45.811	1 Lap	11	1:49.137	1:06.918
16	2:53.213	1 Lap	3	1:53.274	25.359	Num	Lap Time	Gap	72	1:50.240	11.181	6	1:48.176	1:07.158
36	1:47.248	08.506	5	2:09.991	1 Lap	Lap 18			91	1:46.780	1 Lap	63	3:14.688	1:07.400
72	1:47.218	08.975	51	1:46.096	1:12.769	63	1:46.186		77	1:45.981	17.559	17	1:47.529	1:07.994
19	1:47.506	11.709	25	1:45.427	1:16.820	66	1:49.242	1 Lap	71	1:51.749	25.077	71	2:53.049	1:10.838
5	2:02.976	1 Lap	47	1:46.428	1:22.702	27	1:47.375	1 Lap	111	1:51.076	26.154	96	1:48.130	1:11.119
17	1:46.765	12.423	52	1:46.134	1:26.327	33	1:46.035	1 Lap	99	1:48.119	1 Lap	111	2:57.931	1:16.797
99	2:53.529	1 Lap	6	1:46.160	1:29.662	16	1:46.091	1 Lap	5	1:49.020	2 Laps	90	1:47.120	1:17.226
11	1:47.411	16.506	12	1:46.060	1:30.096	84	1:45.470	1 Lap	51	1:45.836	1:07.844	20	1:45.996	1:17.856
3	1:47.687	18.025	96	1:46.053	1:34.567	72	1:46.897	11.279	25	1:45.506	1:10.470	66	1:47.992	1:27.853
71	1:47.444	18.352	90	1:46.201	1:39.790	28	1:46.771	1 Lap	36	2:53.374	1:17.730	27	1:47.889	1:28.251
77	1:47.092	18.731	66	3:04.999	1:44.744	333	1:46.377	1 Lap	47	1:46.813	1:19.819	33	1:48.029	1:28.819
111	1:47.256	21.883	20	1:46.390	1:44.977	36	1:50.850	14.694	19	1:47.634	1:24.802	16	1:47.961	1:29.165
66	1:51.876	25.685	Num	Lap Time	Gap	91	1:47.015	1 Lap	11	1:47.341	1:25.069	84	1:48.006	1:29.583
333	1:52.279	49.999	Lap 17			77	1:45.919	21.916	52	1:47.315	1:25.416	333	1:46.345	1:33.563
28	1:55.446	52.480	63	1:46.319		71	1:46.817	23.666	6	1:46.984	1:26.270	28	1:47.402	1:33.906
51	2:49.889	1:12.613	27	1:46.165	1 Lap	111	1:46.945	25.416	17	1:46.614	1:27.753	91	1:47.294	1:39.122





Circuit de Barcelona
International GT Open
Race - 2
Analysis by Lap



Num	Lap Time	Gap	Num	Lap Time	Gap	Num	Lap Time	Gap	Num	Lap Time	Gap	Num	Lap Time	Gap
99	1:48.124	1:56.173	17	1:47.170	24.265	333	1:48.233	46.772	47	1:46.978	14.926	16	1:46.592	45.440
5	1:47.667	1 Lap	63	1:47.235	24.608	66	1:51.700	47.739	52	1:47.234	25.856	84	1:46.422	45.832
Lap 21			96	1:46.366	25.621	28	1:47.247	48.444	17	1:46.359	26.378	333	1:46.244	46.146
51	1:46.371		77	1:45.762	26.987	111	1:55.135	49.383	96	1:46.338	27.402	28	1:46.457	50.097
25	1:45.741	01.357	71	1:48.126	29.843	91	1:46.670	53.294	6	1:46.648	28.296	77	1:46.464	50.505
36	1:46.382	11.474	20	1:46.149	31.871	99	1:48.617	1:15.105	63	1:46.785	28.746	66	1:47.347	53.179
47	1:46.748	13.545	11	1:47.461	34.414	5	1:47.534	1 Lap	19	1:47.870	30.615	91	1:46.835	56.093
72	1:50.900	17.281	90	1:48.095	35.292	Lap 24			20	1:46.309	30.801	111	1:50.322	1:01.507
19	1:47.882	20.020	111	1:51.532	41.176	51	1:46.501		71	1:48.057	35.320	99	1:47.792	1:19.037
52	1:46.895	20.266	66	1:47.480	42.967	25	1:46.621	00.523	11	1:47.394	35.694	5	1:47.767	1 Lap
6	1:48.472	22.410	27	1:47.440	43.311	36	1:46.733	12.146	90	1:47.518	36.513	Lap 27		
17	1:48.650	23.424	33	1:47.513	43.832	47	1:46.839	14.518	33	1:46.680	44.094	25	1:46.061	
63	1:49.522	23.702	16	1:47.251	44.052	52	1:47.100	25.192	27	1:46.198	44.965	51	1:46.274	00.865
96	1:47.685	25.584	84	1:47.189	44.432	17	1:47.205	26.589	16	1:46.515	45.685	36	1:47.682	14.006
77	3:00.774	27.554	333	1:45.677	45.467	72	1:50.486	27.391	84	1:46.722	46.247	47	1:46.573	15.297
71	1:50.428	28.046	28	1:46.600	48.125	96	1:47.829	27.634	333	1:46.814	46.739	52	1:46.754	26.514
20	1:47.415	32.051	91	1:47.229	53.552	77	1:47.440	27.949	28	1:47.066	50.477	17	1:46.780	27.298
11	1:59.584	33.282	99	1:48.333	1:13.416	6	1:48.060	28.218	77	2:09.499	50.878	96	1:46.816	27.843
90	1:49.520	33.526	5	1:47.322	1 Lap	63	1:47.749	28.531	66	1:47.683	52.669	6	1:46.579	28.220
111	1:52.396	35.973	Lap 23			19	1:47.852	29.315	91	1:48.471	56.095	63	1:46.576	28.594
66	1:47.183	41.816	51	1:46.928		20	1:45.992	31.062	111	1:51.619	58.022	20	1:45.989	30.638
27	1:47.169	42.200	25	1:46.453	00.403	71	1:48.975	33.833	99	1:47.497	1:18.082	19	1:47.452	33.698
33	1:47.049	42.648	36	1:47.129	11.914	11	1:47.035	34.870	5	1:47.863	1 Lap	11	1:46.904	37.663
16	1:47.185	43.130	47	1:47.037	14.180	90	1:46.705	35.565	Lap 26			71	1:48.637	39.172
84	1:47.209	43.572	72	1:48.978	23.406	33	1:46.111	43.984	25	1:46.327		90	1:48.146	39.360
333	1:45.776	46.119	52	1:48.070	24.593	27	1:46.971	45.337	51	1:47.489	00.652	33	1:46.434	44.158
28	1:47.168	47.854	17	1:48.548	25.885	16	1:46.989	45.740	36	1:47.171	12.385	27	1:46.413	45.077
91	1:46.750	52.652	96	1:47.613	26.306	84	1:46.832	46.095	47	1:46.696	14.785	16	1:46.635	46.014
99	1:48.459	1:11.412	6	1:49.795	26.659	333	1:46.224	46.495	52	1:46.802	25.821	84	1:46.915	46.686
5	1:47.297	1 Lap	77	1:46.951	27.010	28	1:48.038	49.981	17	1:47.038	26.579	333	1:46.909	46.994
Lap 22			63	1:49.603	27.283	66	1:50.318	51.556	96	1:46.523	27.088	28	1:46.195	50.231
51	1:46.329		19	1:51.700	27.964	111	1:50.091	52.973	6	1:46.243	27.702	77	1:46.358	50.802
25	1:45.850	00.878	71	1:48.444	31.359	91	1:47.401	54.194	63	1:46.170	28.079	66	1:47.432	54.550
36	1:46.568	11.713	20	1:46.628	31.571	99	1:48.551	1:17.155	20	1:46.746	30.710	91	1:46.649	56.681
47	1:46.855	14.071	11	1:46.850	34.336	5	1:47.086	1 Lap	19	1:48.529	32.307	111	1:49.308	1:04.754
72	1:50.404	21.356	90	1:46.997	35.361	Lap 25			71	1:48.113	36.596	99	1:47.394	1:20.370
19	1:49.501	23.192	33	1:47.470	44.374	51	1:46.570		11	1:47.963	36.820	5	1:47.214	1 Lap
52	1:49.514	23.451	27	1:48.484	44.867	25	1:46.557	00.510	90	1:47.599	37.275	Lap 28		
6	1:47.711	23.792	16	1:48.128	45.252	36	1:46.475	12.051	33	1:46.528	43.785	25	1:45.567	
			84	1:48.260	45.764				27	1:46.597	44.725			





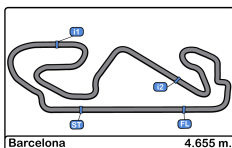
Circuit de Barcelona
International GT Open
Race - 2
Analysis by Lap



Barcelona 4.655 m.

Num	Lap Time	Gap	Num	Lap Time	Gap	Num	Lap Time	Gap	Num	Lap Time	Gap
51	1:46.260	01.558	16	1:46.403	47.548	51	1:46.833	03.925	28	1:47.627	56.660
36	1:47.122	15.561	84	1:46.531	48.123	36	1:47.050	19.528	63	1:47.107	56.907
47	1:46.967	16.697	333	1:46.269	48.611	47	1:46.951	20.217	91	1:51.434	1:09.404
52	1:46.746	27.693	11	1:57.243	51.027	17	1:46.674	31.604	66	1:52.462	1:09.747
17	1:46.732	28.463	28	1:46.876	52.401	96	1:46.989	32.471	19	2:11.130	1:09.769
96	1:46.692	28.968	77	1:46.781	52.733	6	1:47.203	33.059	77	2:05.884	1:18.935
6	1:46.840	29.493	66	1:48.448	59.661	20	1:47.112	33.903	111	1:50.206	1:24.191
63	1:47.104	30.131	91	1:48.033	1:00.054	52	1:50.200	34.699	99	1:49.560	1:35.599
20	1:46.288	31.359	111	1:49.829	1:13.062	19	1:52.727	44.842	71	2:37.699	1:42.729
19	1:47.369	35.500	99	1:49.361	1:26.614	33	1:48.440	49.834	Num	Lap Time	Gap
11	1:47.409	39.505	5	1:47.002	1 Lap	27	1:47.965	50.273	Lap 33		
90	1:46.641	40.434	Num	Lap Time	Gap	16	1:48.048	50.640	25	1:45.814	
71	1:48.636	42.241	Lap 30			84	1:48.078	51.181	5	1:47.013	2 Laps
33	1:46.018	44.609	25	1:45.617		71	1:50.148	51.233	51	1:46.731	05.283
27	1:46.416	45.926	51	1:46.678	02.839	333	1:47.688	51.335	36	1:47.181	21.772
16	1:46.419	46.866	36	1:47.043	18.225	11	1:47.177	54.457	47	1:47.172	22.425
84	1:46.194	47.313	47	1:46.708	19.013	28	1:47.391	55.236	17	1:46.175	32.125
333	1:46.636	48.063	52	1:47.044	30.246	63	2:05.738	56.003	96	1:46.604	33.427
28	1:46.582	51.246	17	1:46.892	30.677	77	1:50.962	59.254	6	1:46.430	33.799
77	1:46.438	51.673	96	1:46.874	31.229	66	1:46.966	1:03.488	20	1:46.523	34.548
66	1:47.951	56.934	6	1:46.869	31.603	91	1:47.157	1:04.173	52	1:48.211	38.146
91	1:46.628	57.742	20	1:46.415	32.538	111	1:49.164	1:20.188	33	1:46.418	50.779
111	1:49.767	1:08.954	63	1:50.693	36.012	99	1:48.224	1:32.242	27	1:46.416	51.727
99	1:48.171	1:22.974	19	1:46.873	37.862	Num	Lap Time	Gap	16	1:47.576	53.311
5	1:47.213	1 Lap	71	1:48.127	46.832	Lap 32			333	1:47.253	53.687
Num	Lap Time	Gap	33	1:47.609	47.141	25	1:46.203		84	1:46.575	53.791
Lap 29			27	1:46.791	48.055	5	1:47.929	2 Laps	11	1:46.973	57.289
25	1:45.721		16	1:46.408	48.339	51	1:46.644	04.366	28	1:47.103	57.949
51	1:45.941	01.778	84	1:46.344	48.850	36	1:47.080	20.405	63	1:47.400	58.493
36	1:46.959	16.799	333	1:46.400	49.394	47	1:47.053	21.067	91	1:48.155	1:11.745
47	1:46.946	17.922	11	1:47.617	53.027	17	1:46.363	31.764	66	1:48.417	1:12.350
52	1:46.847	28.819	28	1:46.808	53.592	96	1:46.369	32.637	77	1:46.130	1:19.251
17	1:46.660	29.402	77	1:46.923	54.039	6	1:46.327	33.183	111	1:49.900	1:28.277
96	1:46.725	29.972	66	1:48.225	1:02.269	20	1:46.139	33.839	99	1:51.090	1:40.875
6	1:46.579	30.351	91	1:48.326	1:02.763	52	1:47.253	35.749			
63	1:46.526	30.936	111	1:49.326	1:16.771	33	1:46.544	50.175			
20	1:46.102	31.740	99	1:48.768	1:29.765	27	1:47.055	51.125			
19	1:46.827	36.606	5	1:46.699	1 Lap	16	1:47.112	51.549			
71	1:47.802	44.322	Num	Lap Time	Gap	333	1:47.116	52.248			
33	1:46.261	45.149	Lap 31			84	1:48.052	53.030			
27	1:46.676	46.881	25	1:45.747		11	1:47.876	56.130			



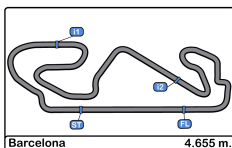


Circuito de Barcelona
International GT Open
Race - 2
Best Sectors Results



Sector - 1				Sector - 2				Sector - 3				Ideal Lap vs Best Lap				
Clas	Nº	Driver	Time	Nº	Driver	Time	Nº	Driver	Time	Clas	Nº	Driver	Ideal Lap	Best Lap	Clas	
1	63	Venturini - Mul	29.718	25	Agostini - Breukers	40.636	25	Agostini - Breukers	34.656	1	25	Agostini - Breukers	1:45.025	1:45.316	1	
2	25	Agostini - Breukers	29.733	20	Pierburg - Onslow-Cole	40.790	12	Rizzoli - Fioravanti	34.704	2	63	Venturini - Mul	1:45.335	1:45.469	2	
3	17	Gonda - Jensen	29.734	63	Venturini - Mul	40.813	96	Ellis - Wilkinson	34.752	3	84	Ward - Dontje	1:45.363	1:45.470	3	
4	84	Ward - Dontje	29.745	84	Ward - Dontje	40.833	333	Salikhov - Perel	34.773	4	20	Pierburg - Onslow-Cole	1:45.393	1:45.488	4	
5	20	Pierburg - Onslow-Cole	29.758	77	Mateusz Lisowski	40.858	84	Ward - Dontje	34.785	5	12	Rizzoli - Fioravanti	1:45.402	1:46.060	12	
6	16	Hahn - Khodair	29.773	12	Rizzoli - Fioravanti	40.886	51	Pier Guidi - Mac	34.787	6	77	Mateusz Lisowski	1:45.478	1:45.762	6	
7	28	Sowery - Cipriani	29.778	333	Salikhov - Perel	40.943	6	Ling - Keen	34.787	7	51	Pier Guidi - Mac	1:45.548	1:45.836	7	
8	72	Plachutta - Jäger	29.779	51	Pier Guidi - Mac	40.944	63	Venturini - Mul	34.804	8	333	Salikhov - Perel	1:45.586	1:45.671	5	
9	77	Mateusz Lisowski	29.783	6	Ling - Keen	40.980	16	Hahn - Khodair	34.822	9	6	Ling - Keen	1:45.618	1:45.878	8	
10	47	Rueda - Saravia	29.805	33	Hook - Schwager	41.057	33	Hook - Schwager	34.829	10	16	Hahn - Khodair	1:45.689	1:46.091	14	
11	36	Hahn - Auer	29.807	72	Plachutta - Jäger	41.074	77	Mateusz Lisowski	34.837	11	96	Ellis - Wilkinson	1:45.822	1:46.053	11	
12	12	Rizzoli - Fioravanti	29.812	96	Ellis - Wilkinson	41.089	20	Pierburg - Onslow-Cole	34.845	12	33	Hook - Schwager	1:45.836	1:46.018	10	
13	51	Pier Guidi - Mac	29.817	90	Di Folco - Zaugg	41.092	90	Di Folco - Zaugg	34.878	13	27	Crestani - Ramos	1:45.859	1:46.165	17	
14	19	Liang - Giammaria	29.830	16	Hahn - Khodair	41.094	27	Crestani - Ramos	34.893	14	72	Plachutta - Jäger	1:45.903	1:46.261	20	
15	3	Beirão da Veiga - Cruz Álvarez	29.831	27	Crestani - Ramos	41.118	52	Cioci - Griffin	34.978	15	36	Hahn - Auer	1:45.970	1:46.142	16	
16	27	Crestani - Ramos	29.848	17	Gonda - Jensen	41.152	36	Hahn - Auer	34.994	16	28	Sowery - Cipriani	1:45.980	1:45.999	9	
17	6	Ling - Keen	29.851	47	Rueda - Saravia	41.165	47	Rueda - Saravia	35.015	17	47	Rueda - Saravia	1:45.985	1:46.074	13	
18	333	Salikhov - Perel	29.870	36	Hahn - Auer	41.169	28	Sowery - Cipriani	35.023	18	90	Di Folco - Zaugg	1:46.010	1:46.201	19	
19	52	Cioci - Griffin	29.897	19	Liang - Giammaria	41.169	91	Stefano Costantini	35.024	19	17	Gonda - Jensen	1:46.011	1:46.175	18	
20	33	Hook - Schwager	29.950	28	Sowery - Cipriani	41.179	72	Plachutta - Jäger	35.050	20	52	Cioci - Griffin	1:46.055	1:46.134	15	
21	66	Borlenghi - Lewandowski	29.956	52	Cioci - Griffin	41.180	19	Liang - Giammaria	35.088	21	19	Liang - Giammaria	1:46.087	1:46.321	21	
22	91	Stefano Costantini	29.971	91	Stefano Costantini	41.232	3	Beirão da Veiga - Cruz Álvarez	35.100	22	91	Stefano Costantini	1:46.227	1:46.628	23	
23	111	Finelli - Denes	29.972	5	Jedlinski - Rdest	41.237	11	Di Amato - Montermini	35.104	23	3	Beirão da Veiga - Cruz Álvarez	1:46.347	1:46.839	28	
24	96	Ellis - Wilkinson	29.981	71	West - Rugolo	41.275	71	West - Rugolo	35.117	24	71	West - Rugolo	1:46.379	1:46.472	22	
25	71	West - Rugolo	29.987	11	Di Amato - Montermini	41.297	17	Gonda - Jensen	35.125	25	66	Borlenghi - Lewandowski	1:46.401	1:46.658	24	
26	90	Di Folco - Zaugg	30.040	66	Borlenghi - Lewandowski	41.310	66	Borlenghi - Lewandowski	35.135	26	111	Finelli - Denes	1:46.473	1:46.687	25	
27	11	Di Amato - Montermini	30.077	111	Finelli - Denes	41.351	111	Finelli - Denes	35.150	27	11	Di Amato - Montermini	1:46.478	1:46.836	27	
28	5	Jedlinski - Rdest	30.167	3	Beirão da Veiga - Cruz Álvarez	41.416	5	Jedlinski - Rdest	35.212	28	5	Jedlinski - Rdest	1:46.616	1:46.699	26	
29	99	Da Costa - Sardinha	30.283	99	Da Costa - Sardinha	41.461	99	Da Costa - Sardinha	35.498	29	99	Da Costa - Sardinha	1:47.242	1:47.394	29	
30	7	Márcio Basso	30.831	7	Márcio Basso	45.309	7	Márcio Basso	38.485	30	7	Márcio Basso	1:54.625	1:59.419	30	



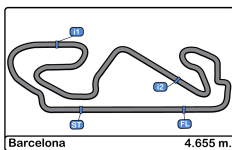


Circuito de Barcelona
International GT Open
Race - 2
Leader Sequence



Nº	Entrant/Team	Nat	Driver 1	Nat	Status	Driver 2	Nat	Status	Vehicle	Cat	Start Lap	End Lap	Laps	Total Laps
47	RACE / BMW Team Teo Martín	ESP	<u>Fran Rueda</u>	ESP	Silver	Andrés Saravia	GTM	Silver	BMW M6 GT3	PRO	1	4	4	4
63	Imperiale Racing	ITA	<u>Giovanni Venturini</u>	ITA	Gold	Jeroen Mul	NLD	Silver	Lamborghini Huracan GT3	PRO	5	19	15	15
77	Olimp Racing	POL	Mateusz Lisowski	POL	Bronze			Silver	Audi R8 LMS	PRO	20	20	1	1
51	Luzich Racing	USA	<u>Alessandro Pier Guidi</u>	ITA	Platinum	Mikkel Mac	DNK	Gold	Ferrari 488 GT3	PRO	21	25	5	5
25	Imperiale Racing	ITA	<u>Riccardo Agostini</u>	ITA	Gold	Rik Breukers	NLD	Silver	Lamborghini Huracan GT3	PRO	26	33	8	8



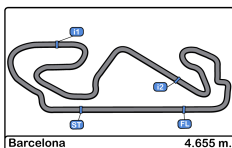


Circuito de Barcelona
International GT Open
Race - 2
Best 5 Lap Times



Cl	Nº	Entrant/Team	Nat	Driver 1	Nat	Status	Driver 2	Nat	Status	Vehicle	Cat	Cl	Best 1		Best 2		Best 3		Best 4		Best 5	
													Time	Lap	Time	Lap	Time	Lap	Time	Lap	Time	Lap
1	25	Imperiale Racing	ITA	<u>Riccardo Agostini</u>	ITA	Gold	Rik Breukers	NLD	Silver	Lamborghini Huracan GT3	PRO	1	1:45.316	17	1:45.427	16	1:45.476	15	1:45.506	19	1:45.567	28
2	63	Imperiale Racing	ITA	<u>Giovanni Venturini</u>	ITA	Gold	Jeroen Mul	NLD	Silver	Lamborghini Huracan GT3	PRO	2	1:45.469	8	1:45.643	11	1:45.732	12	1:45.736	10	1:45.800	7
3	84	Winward Racing / HTP	USA	<u>Russell Ward</u>	USA	Silver	Indy Dontje	NLD	Silver	Mercedes AMG GT3	PRO	3	1:45.470	17	1:45.999	16	1:46.146	18	1:46.194	28	1:46.344	30
4	20	SPS Automotive Performance	DEU	<u>Valentin Pierburg</u>	DEU	Bronze	Tom Onslow-Cole	GBR	Gold	Mercedes AMG GT3	PROAM	1	1:45.488	18	1:45.733	19	1:45.793	17	1:45.819	15	1:45.989	27
5	333	Rinaldi Racing	DEU	<u>Rinat Salikhov</u>	RUS	Bronze	David Perel	ZAF	Silver	Ferrari 488 GT3	PROAM	2	1:45.671	19	1:45.677	22	1:45.776	21	1:45.811	18	1:46.224	24
6	77	Olimp Racing	POL	Mateusz Lisowski	POL	Bronze			Silver	Audi R8 LMS	PRO	4	1:45.762	22	1:45.823	9	1:45.919	18	1:45.981	19	1:46.130	33
7	51	Luzich Racing	USA	<u>Alessandro Pier Guidi</u>	ITA	Platinum	Mikkel Mac	DNK	Gold	Ferrari 488 GT3	PRO	5	1:45.836	19	1:45.906	18	1:45.941	29	1:46.051	11	1:46.096	16
8	6	Vincenzo Sospiri Racing	ITA	<u>Kang Ling</u>	CHN	Silver	Philip Keen	GBR	Gold	Lamborghini Huracan GT3	PRO	6	1:45.878	17	1:46.160	16	1:46.243	26	1:46.327	32	1:46.430	33
9	28	Daiko Lazarus Racing	ITA	Toby Sowery	GBR	Silver	<u>Giuseppe Cipriani</u>	ITA	Bronze	Lamborghini Huracan GT3	PROAM	3	1:45.999	19	1:46.195	27	1:46.449	18	1:46.457	26	1:46.582	28
10	33	Rinaldi Racing	DEU	<u>Christian Hook</u>	DEU	Bronze	Dominik Schwager	DEU	Gold	Ferrari 488 GT3	PROAM	4	1:46.018	28	1:46.035	17	1:46.097	16	1:46.111	24	1:46.261	29
11	96	Optimum Motorsport	GBR	Bradley Ellis	GBR	Silver	<u>Oliver Wilkinson</u>	GBR	Bronze	Audi R8 LMS	PROAM	5	1:46.053	16	1:46.115	17	1:46.195	18	1:46.243	19	1:46.266	15
12	12	Ombra Racing	ITA	<u>Andrea Rizzoli</u>	ITA	Silver	Damiano Fioravanti	ITA	Silver	Lamborghini Huracan GT3	PRO	7	1:46.060	16	1:46.105	15	1:46.108	17	1:46.225	18	1:46.392	7
13	47	RACE / BMW Team Teo Martín	ESP	<u>Fran Rueda</u>	ESP	Silver	Andrés Saravia	GTM	Silver	BMW M6 GT3	PRO	8	1:46.074	11	1:46.201	9	1:46.210	10	1:46.232	7	1:46.356	6
14	16	Drivex School	ESP	<u>Marcelo Hahn</u>	BRA	Bronze	Allam Khodair	BRA	Gold	Mercedes AMG GT3	PROAM	6	1:46.091	17	1:46.126	16	1:46.403	29	1:46.408	30	1:46.419	28
15	52	Luzich Racing	USA	Marco Cioci	ITA	Gold	<u>Matt Griffin</u>	IRL	Gold	Ferrari 488 GT3	PRO	9	1:46.134	16	1:46.481	15	1:46.746	28	1:46.754	27	1:46.796	17
16	36	Drivex School	ESP	Christian Hahn	BRA	Bronze	<u>Lucas Auer</u>	AUT	Gold	Mercedes AMG GT3	PROAM	7	1:46.142	9	1:46.346	12	1:46.364	8	1:46.376	11	1:46.382	21
17	27	Daiko Lazarus Racing	ITA	Fabrizio Crestani	ITA	Silver	<u>Miguel Ramos</u>	PRT	Bronze	Lamborghini Huracan GT3	PROAM	8	1:46.165	16	1:46.198	25	1:46.348	15	1:46.413	27	1:46.416	28
18	17	Senkyr Motorsport	CZE	Richard Gonda	SVK	Silver	<u>Mikkel Jensen</u>	DNK	Silver	BMW M6 GT3	PRO	10	1:46.175	33	1:46.359	25	1:46.363	32	1:46.397	13	1:46.503	11
19	90	Target Racing	ITA	<u>Alberto Di Folco</u>	ITA	Silver	Adrian Zaugg	CHE	Silver	Lamborghini Huracan GT3	PRO	11	1:46.201	16	1:46.571	17	1:46.641	28	1:46.705	24	1:46.730	11
20	72	Lechner Racing	AUT	Mario Plachutta	AUT	Bronze	<u>Thomas Jäger</u>	DEU	Gold	Mercedes AMG GT3	PROAM	9	1:46.261	10	1:46.290	8	1:46.290	12	1:46.360	9	1:46.393	11
21	19	Imperiale Racing	ITA	Jiatong Liang	CHN	Bronze	<u>Raffaele Giammaria</u>	ITA	Gold	Lamborghini Huracan GT3	PROAM	10	1:46.321	10	1:46.432	9	1:46.433	13	1:46.450	11	1:46.487	14
22	71	Luzich Racing	USA	Alexander West	SWE	Bronze	<u>Michele Rugolo</u>	ITA	Gold	Ferrari 488 GT3	PROAM	11	1:46.472	14	1:46.788	11	1:46.817	18	1:46.921	6	1:46.938	8
23	91	Target Racing	ITA	Stefano Costantini	ITA	Bronze				Lamborghini Huracan GT3	AM	1	1:46.628	28	1:46.649	27	1:46.670	23	1:46.750	21	1:46.780	18
24	66	Vincenzo Sospiri Racing	ITA	<u>Giulio Borlenghi</u>	BRA	Bronze	Andrzej Lewandowski	POL	Bronze	Lamborghini Huracan GT3	AM	2	1:46.658	9	1:46.705	14	1:46.915	13	1:46.927	6	1:46.952	12
25	111	Porteiro Motorsport	ESP	Charles Finelli	USA	Bronze	<u>Phillippe Denes</u>	USA	Bronze	Mercedes AMG GT3	AM	3	1:46.687	13	1:46.715	9	1:46.741	14	1:46.794	11	1:46.798	7
26	5	Olimp Racing	POL	<u>Stanislaw Jedlinski</u>	POL	Bronze	Malgorzata Rdest	POL	Bronze	Audi R8 LMS	AM	4	1:46.699	29	1:47.002	28	1:47.013	31	1:47.086	23	1:47.213	27
27	11	RS Racing	ITA	<u>Daniele Di Amato</u>	ITA	Silver	Andrea Montermini	ITA	Gold	Ferrari 488 GT3	PRO	12	1:46.836	13	1:46.838	12	1:46.847	9	1:46.850	23	1:46.875	7
28	3	RACE / BMW Team Teo Martín	ESP	Lourenço Beirão da Veiga	PRT	Silver	<u>Juan Cruz Álvarez</u>	ARG	Silver	BMW M6 GT3	PRO	13	1:46.839	8	1:46.879	18	1:46.969	6	1:47.040	13	1:47.041	10
29	99	Sports and You	PRT	Manuel Da Costa	PRT	Bronze	<u>Miguel Sardinha</u>	PRT	Bronze	Mercedes AMG GT3	AM	5	1:47.394	27	1:47.497	25	1:47.522	19	1:47.792	26	1:48.119	18
30	7	RACE / BMW Team Teo Martín	ESP	Márcio Basso	BRA	Bronze				BMW M6 GT3	AM	6	1:59.419	1								



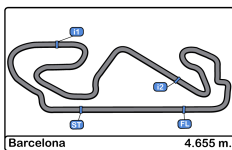


Circuito de Barcelona
International GT Open
Race - 2
Best 5 Top Speeds



Cl	Nº	Entrant/Team	Nat	Driver 1	Nat	Status	Driver 2	Nat	Status	Vehicle	Cat	Cl	Top 1		Top 2		Top 3		Top 4		Top 5		Avg
													Km/h	Lap	Km/h	Lap	Km/h	Lap	Km/h	Lap	Km/h	Lap	
1	28	Daiko Lazarus Racing	ITA	Toby Sowery	GBR	Silver	<u>Giuseppe Cipriani</u>	ITA	Bronze	Lamborghini Huracan GT3	PROAM	1	269.3	32	266.6	22	266.0	19	266.0	20	266.0	31	266.8
2	17	Senkyr Motorsport	CZE	Richard Gonda	SVK	Silver	<u>Mikkel Jensen</u>	DNK	Silver	BMW M6 GT3	PRO	1	268.6	31	265.3	17	265.3	23	265.3	27	264.7	9	265.8
3	3	RACE / BMW Team Teo Martín	ESP	Lourenço Beirão da Veiga	PRT	Silver	<u>Juan Cruz Álvarez</u>	ARG	Silver	BMW M6 GT3	PRO	2	267.3	19	266.6	9	266.0	7	266.0	8	266.0	10	266.4
4	66	Vincenzo Sospiri Racing	ITA	<u>Giulio Borlenghi</u>	BRA	Bronze	Andrzej Lewandowski	POL	Bronze	Lamborghini Huracan GT3	AM	1	266.6	11	266.0	10	265.3	13	264.7	7	264.7	12	265.4
5	96	Optimum Motorsport	GBR	Bradley Ellis	GBR	Silver	<u>Oliver Wilkinson</u>	GBR	Bronze	Audi R8 LMS	PROAM	2	266.6	25	266.0	21	265.3	3	265.3	29	265.3	30	265.7
6	6	Vincenzo Sospiri Racing	ITA	<u>Kang Ling</u>	CHN	Silver	Philip Keen	GBR	Gold	Lamborghini Huracan GT3	PRO	3	266.0	10	264.7	26	264.7	30	264.0	9	264.0	24	264.7
7	12	Ombra Racing	ITA	<u>Andrea Rizzoli</u>	ITA	Silver	Damiano Fioravanti	ITA	Silver	Lamborghini Huracan GT3	PRO	4	265.3	19	264.0	18	263.4	9	263.4	10	263.4	12	263.9
8	77	Olimp Racing	POL	Mateusz Lisowski	POL	Bronze			Silver	Audi R8 LMS	PRO	5	265.3	10	265.3	30	264.7	12	264.7	16	264.0	11	264.8
9	11	RS Racing	ITA	<u>Daniele Di Amato</u>	ITA	Silver	Andrea Montermini	ITA	Gold	Ferrari 488 GT3	PRO	6	264.7	27	264.0	26	263.4	25	263.4	32	262.7	16	263.6
10	16	Drivex School	ESP	<u>Marcelo Hahn</u>	BRA	Bronze	Allam Khodair	BRA	Gold	Mercedes AMG GT3	PROAM	3	264.7	23	262.1	19	262.1	31	261.5	30	260.8	18	262.2
11	27	Daiko Lazarus Racing	ITA	Fabrizio Crestani	ITA	Silver	<u>Miguel Ramos</u>	PRT	Bronze	Lamborghini Huracan GT3	PROAM	4	264.7	17	264.0	24	264.0	31	264.0	33	263.4	6	264.0
12	47	RACE / BMW Team Teo Martín	ESP	<u>Fran Rueda</u>	ESP	Silver	Andrés Saravia	GTM	Silver	BMW M6 GT3	PRO	7	264.7	30	264.7	31	264.0	21	264.0	32	264.0	33	264.3
13	63	Imperiale Racing	ITA	<u>Giovanni Venturini</u>	ITA	Gold	Jeroen Mul	NLD	Silver	Lamborghini Huracan GT3	PRO	8	264.7	27	264.7	32	264.7	33	264.0	25	264.0	30	264.4
14	71	Luzich Racing	USA	Alexander West	SWE	Bronze	<u>Michele Rugolo</u>	ITA	Gold	Ferrari 488 GT3	PROAM	5	264.0	13	263.4	5	263.4	8	263.4	9	262.7	7	263.4
15	72	Lechner Racing	AUT	Mario Plachutta	AUT	Bronze	<u>Thomas Jäger</u>	DEU	Gold	Mercedes AMG GT3	PROAM	6	264.0	9	263.4	7	263.4	8	263.4	12	263.4	13	263.5
16	91	Target Racing	ITA	Stefano Costantini	ITA	Bronze				Lamborghini Huracan GT3	AM	2	264.0	2	264.0	9	263.4	3	263.4	5	263.4	6	263.6
17	84	Winward Racing / HTP	USA	<u>Russell Ward</u>	USA	Silver	Indy Dontje	NLD	Silver	Mercedes AMG GT3	PRO	9	263.4	7	263.4	8	262.7	19	262.7	25	262.7	30	263.0
18	333	Rinaldi Racing	DEU	<u>Rinat Salikhov</u>	RUS	Bronze	David Perel	ZAF	Silver	Ferrari 488 GT3	PROAM	7	263.4	23	263.4	27	263.4	30	262.7	8	262.7	10	263.1
19	19	Imperiale Racing	ITA	Jiatong Liang	CHN	Bronze	<u>Raffaele Giammaria</u>	ITA	Gold	Lamborghini Huracan GT3	PROAM	8	262.7	7	262.7	11	262.7	25	262.1	8	262.1	9	262.5
20	20	SPS Automotive Performance	DEU	<u>Valentin Pierburg</u>	DEU	Bronze	Tom Onslow-Cole	GBR	Gold	Mercedes AMG GT3	PROAM	9	262.7	24	261.5	2	261.5	3	261.5	30	260.8	8	261.6
21	25	Imperiale Racing	ITA	<u>Riccardo Agostini</u>	ITA	Gold	Rik Breukers	NLD	Silver	Lamborghini Huracan GT3	PRO	10	262.7	8	262.7	10	262.7	11	262.7	26	262.1	9	262.6
22	33	Rinaldi Racing	DEU	<u>Christian Hook</u>	DEU	Bronze	Dominik Schwager	DEU	Gold	Ferrari 488 GT3	PROAM	10	262.7	5	262.1	23	261.5	2	260.8	8	260.8	9	261.6
23	90	Target Racing	ITA	<u>Alberto Di Folco</u>	ITA	Silver	Adrian Zaugg	CHE	Silver	Lamborghini Huracan GT3	PRO	11	262.7	13	262.7	28	262.1	7	262.1	8	262.1	9	262.3
24	52	Luzich Racing	USA	Marco Cioci	ITA	Gold	<u>Matt Griffin</u>	IRL	Gold	Ferrari 488 GT3	PRO	12	262.1	9	262.1	32	261.5	3	261.5	5	261.5	6	261.7
25	36	Drivex School	ESP	Christian Hahn	BRA	Bronze	<u>Lucas Auer</u>	AUT	Gold	Mercedes AMG GT3	PROAM	11	261.5	7	260.8	6	260.8	8	260.8	9	260.8	10	260.9
26	51	Luzich Racing	USA	<u>Alessandro Pier Guidi</u>	ITA	Platinum	Mikkel Mac	DNK	Gold	Ferrari 488 GT3	PRO	13	261.5	3	261.5	8	261.5	10	261.5	11	261.5	12	261.5
27	111	Porteiro Motorsport	ESP	Charles Finelli	USA	Bronze	<u>Phillippe Denes</u>	USA	Bronze	Mercedes AMG GT3	AM	3	261.5	10	261.5	17	260.8	7	260.8	8	260.8	9	261.1
28	5	Olimp Racing	POL	<u>Stanislaw Jedlinski</u>	POL	Bronze	Malgorzata Rdest	POL	Bronze	Audi R8 LMS	AM	4	260.2	31	258.9	29	258.3	24	258.3	25	258.3	28	258.8
29	7	RACE / BMW Team Teo Martín	ESP	Márcio Basso	BRA	Bronze				BMW M6 GT3	AM	5	259.6	2	242.6	1							251.1
30	99	Sports and You	PRT	Manuel Da Costa	PRT	Bronze	<u>Miguel Sardinha</u>	PRT	Bronze	Mercedes AMG GT3	AM	6	258.9	2	258.9	10	258.9	12	258.9	15	258.9	19	258.9



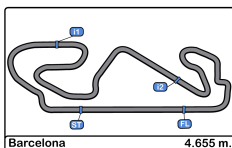


Circuit de Barcelona
International GT Open
Race - 2
Fastest Laps Sequence



Lap	Time of Day	Session Time	Nº	Entrant/Team	Nat	Driver 1	Nat	Status	Driver 2	Nat	Status	Vehicle	Cat	Time	Km/h
2	14:17:07.960	3:36.960	47	RACE / BMW Team Teo Martín	ESP	<u>Fran Rueda</u>	ESP	Silver	Andrés Saravia	GTM	Silver	BMW M6 GT3	PRO	1:46.962	156.6
2	14:17:09.044	3:38.044	51	Luzich Racing	USA	<u>Alessandro Pier Guidi</u>	ITA	Platinum	Mikkel Mac	DNK	Gold	Ferrari 488 GT3	PRO	1:46.659	157.1
5	14:23:36.684	10:05.684	63	Imperiale Racing	ITA	<u>Giovanni Venturini</u>	ITA	Gold	Jeroen Mul	NLD	Silver	Lamborghini Huracan GT3	PRO	1:46.431	157.4
6	14:25:22.691	11:51.691	63	Imperiale Racing	ITA	<u>Giovanni Venturini</u>	ITA	Gold	Jeroen Mul	NLD	Silver	Lamborghini Huracan GT3	PRO	1:46.007	158.0
7	14:27:08.491	13:37.491	63	Imperiale Racing	ITA	<u>Giovanni Venturini</u>	ITA	Gold	Jeroen Mul	NLD	Silver	Lamborghini Huracan GT3	PRO	1:45.800	158.3
8	14:28:53.960	15:22.960	63	Imperiale Racing	ITA	<u>Giovanni Venturini</u>	ITA	Gold	Jeroen Mul	NLD	Silver	Lamborghini Huracan GT3	PRO	1:45.469	158.8
16	14:44:18.610	30:47.610	25	Imperiale Racing	ITA	Riccardo Agostini	ITA	Gold	<u>Rik Breukers</u>	NLD	Silver	Lamborghini Huracan GT3	PRO	1:45.427	158.9
17	14:46:03.925	32:32.925	25	Imperiale Racing	ITA	Riccardo Agostini	ITA	Gold	<u>Rik Breukers</u>	NLD	Silver	Lamborghini Huracan GT3	PRO	1:45.316	159.1





Circuito de Barcelona

International GT Open

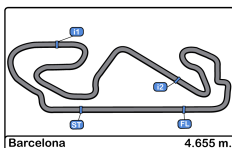
Race - 2

Event Best Maximum Speed



Nº	Entrant/Team	Nat	Driver 1	Nat	Status	Driver 2	Nat	Status	Vehicle	Cat	Km/h	Session
3	RACE / BMW Team Teo Martín	ESP	Lourenço Beirão da Veiga	PRT	Silver	Juan Cruz Álvarez	ARG	Silver	BMW M6 GT3	PRO	272.0	Qualifying - 1 Driver - 1
7	RACE / BMW Team Teo Martín	ESP	Márcio Basso	BRA	Bronze				BMW M6 GT3	AM	272.0	Race - 1
17	Senkyr Motorsport	CZE	Richard Gonda	SVK	Silver	Mikkel Jensen	DNK	Silver	BMW M6 GT3	PRO	272.0	Race - 1
6	Vincenzo Sospiri Racing	ITA	Kang Ling	CHN	Silver	Philip Keen	GBR	Gold	Lamborghini Huracan GT3	PRO	271.3	Free Practice - 2
47	RACE / BMW Team Teo Martín	ESP	Fran Rueda	ESP	Silver	Andrés Saravia	GTM	Silver	BMW M6 GT3	PRO	271.3	Race - 1
72	Lechner Racing	AUT	Mario Plachutta	AUT	Bronze	Thomas Jäger	DEU	Gold	Mercedes AMG GT3	PROAM	271.3	Race - 1
27	Daiko Lazarus Racing	ITA	Fabrizio Crestani	ITA	Silver	Miguel Ramos	PRT	Bronze	Lamborghini Huracan GT3	PROAM	270.6	Free Practice - 1
28	Daiko Lazarus Racing	ITA	Toby Sowery	GBR	Silver	Giuseppe Cipriani	ITA	Bronze	Lamborghini Huracan GT3	PROAM	270.6	Free Practice - 1
51	Luzich Racing	USA	Alessandro Pier Guidi	ITA	Platinum	Mikkel Mac	DNK	Gold	Ferrari 488 GT3	PRO	270.0	Race - 1
36	Drivex School	ESP	Christian Hahn	BRA	Bronze	Lucas Auer	AUT	Gold	Mercedes AMG GT3	PROAM	270.0	Race - 1
66	Vincenzo Sospiri Racing	ITA	Giulio Borlenghi	BRA	Bronze	Andrzej Lewandowski	POL	Bronze	Lamborghini Huracan GT3	AM	269.3	Free Practice - 1
33	Rinaldi Racing	DEU	Christian Hook	DEU	Bronze	Dominik Schwager	DEU	Gold	Ferrari 488 GT3	PROAM	269.3	Free Practice - 2
96	Optimum Motorsport	GBR	Bradley Ellis	GBR	Silver	Oliver Wilkinson	GBR	Bronze	Audi R8 LMS	PROAM	269.3	Race - 1
12	Ombra Racing	ITA	Andrea Rizzoli	ITA	Silver	Damiano Fioravanti	ITA	Silver	Lamborghini Huracan GT3	PRO	269.3	Qualifying - 2 Driver - 2
91	Target Racing	ITA	Stefano Costantini	ITA	Bronze				Lamborghini Huracan GT3	AM	268.6	Race - 1
333	Rinaldi Racing	DEU	Rinat Salikhov	RUS	Bronze	David Perel	ZAF	Silver	Ferrari 488 GT3	PROAM	268.6	Race - 1
11	RS Racing	ITA	Daniele Di Amato	ITA	Silver	Andrea Montermini	ITA	Gold	Ferrari 488 GT3	PRO	267.9	Free Practice - 1
90	Target Racing	ITA	Alberto Di Folco	ITA	Silver	Adrian Zaugg	CHE	Silver	Lamborghini Huracan GT3	PRO	267.9	Race - 1
63	Imperiale Racing	ITA	Giovanni Venturini	ITA	Gold	Jeroen Mul	NLD	Silver	Lamborghini Huracan GT3	PRO	267.9	Race - 1
52	Luzich Racing	USA	Marco Cioci	ITA	Gold	Matt Griffin	IRL	Gold	Ferrari 488 GT3	PRO	267.3	Free Practice - 1
20	SPS Automotive Performance	DEU	Valentin Pierburg	DEU	Bronze	Tom Onslow-Cole	GBR	Gold	Mercedes AMG GT3	PROAM	267.3	Free Practice - 2
71	Luzich Racing	USA	Alexander West	SWE	Bronze	Michele Rugolo	ITA	Gold	Ferrari 488 GT3	PROAM	267.3	Free Practice - 2
77	Olimp Racing	POL	Mateusz Lisowski	POL	Bronze			Silver	Audi R8 LMS	PRO	267.3	Qualifying - 1 Driver - 1
25	Imperiale Racing	ITA	Riccardo Agostini	ITA	Gold	Rik Breukers	NLD	Silver	Lamborghini Huracan GT3	PRO	267.3	Race - 1
19	Imperiale Racing	ITA	Jiatong Liang	CHN	Bronze	Raffaele Giammaria	ITA	Gold	Lamborghini Huracan GT3	PROAM	267.3	Race - 1
16	Drivex School	ESP	Marcelo Hahn	BRA	Bronze	Allam Khodair	BRA	Gold	Mercedes AMG GT3	PROAM	266.0	Free Practice - 1
84	Winward Racing / HTP	USA	Russell Ward	USA	Silver	Indy Dontje	NLD	Silver	Mercedes AMG GT3	PRO	266.0	Free Practice - 1
5	Olimp Racing	POL	Stanislaw Jedlinski	POL	Bronze	Malgorzata Rdest	POL	Bronze	Audi R8 LMS	AM	266.0	Race - 1
111	Porteiro Motorsport	ESP	Charles Finelli	USA	Bronze	Phillippe Denes	USA	Bronze	Mercedes AMG GT3	AM	265.3	Race - 1
99	Sports and You	PRT	Manuel Da Costa	PRT	Bronze	Miguel Sardinha	PRT	Bronze	Mercedes AMG GT3	AM	264.7	Free Practice - 2





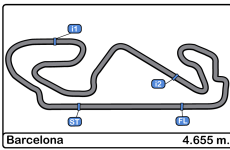
Circuito de Barcelona
International GT Open
Race - 2
Lap Chart



LAP

Nr	Po	Grid	1	2	3	4	5	6	7	8	9	10	11	12	13	14	15	16	17	18	19	20	21	22	23	24	25	26	27	28	29	30	31	32	33
47	1	47	47	47	47	47	63	63	63	63	63	63	63	63	63	63	63	63	63	63	63	77	51	51	51	51	51	25	25	25	25	25	25	25	25
63	2	63	63	63	63	63	47	47	47	47	47	47	47	47	51	36	36	36	36	72	72	51	25	25	25	25	25	51	51	51	51	51	51	51	51
7	3	7	51	51	51	51	51	51	51	51	51	51	51	51	36	72	72	72	72	36	77	25	36	36	36	36	36	36	36	36	36	36	36	36	
51	4	51	36	36	36	36	36	36	36	36	36	36	36	36	72	51	19	19	19	77	71	36	47	47	47	47	47	47	47	47	47	47	47	47	
36	5	36	72	72	72	72	72	72	72	72	72	72	72	72	47	19	17	17	17	71	111	72	72	72	72	52	52	52	52	52	52	52	17	17	
72	6	72	25	25	25	25	25	25	25	25	25	25	25	25	19	17	11	77	77	111	51	47	19	19	52	17	17	17	17	17	17	17	96	96	
19	7	19	12	12	12	12	12	12	12	12	12	12	12	12	17	11	3	71	71	51	25	19	52	52	17	72	96	96	96	96	96	96	6	6	
25	8	25	19	19	19	19	19	19	19	19	19	19	19	19	25	3	71	111	111	25	36	52	6	6	96	96	6	6	6	6	6	6	20	20	
12	9	12	17	17	17	17	17	17	17	17	17	17	17	17	12	71	77	11	51	47	47	11	17	17	6	77	63	63	63	63	63	20	52	52	
11	10	11	11	11	11	11	11	11	11	11	11	11	11	11	11	77	111	3	25	19	19	6	63	63	77	6	19	20	20	20	20	63	19	33	
17	11	17	3	3	3	3	3	3	3	3	3	3	3	3	3	66	66	51	47	11	11	63	96	96	63	63	20	19	19	19	19	19	33	27	
71	12	71	52	52	52	52	52	52	52	52	52	52	52	52	71	111	333	25	11	52	52	17	77	77	19	19	71	71	11	11	71	71	27	16	
111	13	111	7	71	71	71	71	71	71	71	71	71	71	71	77	6	28	47	52	3	6	71	71	71	71	20	11	11	71	90	33	33	16	333	
3	14	3	71	90	90	90	90	90	90	90	90	90	90	90	6	91	51	52	3	6	17	96	20	20	20	71	90	90	90	71	27	27	84	84	
52	15	52	90	66	66	66	66	66	66	6	6	77	77	77	66	28	25	6	6	12	96	111	11	11	11	11	33	33	33	33	16	16	71	11	
90	16	90	66	6	6	6	6	6	6	77	77	6	6	6	111	333	47	12	12	17	90	90	90	90	90	90	27	27	27	27	84	84	333	28	
77	17	77	6	77	77	77	77	77	77	66	66	66	66	66	52	84	52	96	96	96	20	20	111	111	33	33	16	16	16	16	333	333	11	63	
6	18	6	77	333	333	333	333	333	333	333	333	111	111	111	90	25	6	90	90	90	66	66	66	66	27	27	84	84	84	84	11	11	28	91	
66	19	66	333	111	111	111	111	111	111	111	111	333	96	96	91	47	12	66	20	20	27	27	27	27	16	16	333	333	333	333	28	28	63	66	
84	20	84	111	96	96	96	96	96	96	96	96	20	20	96	52	96	20	66	66	33	33	33	33	84	84	28	28	28	28	77	77	77	19	77	
333	21	333	96	91	91	91	20	20	20	20	20	20	91	91	20	12	90	27	27	27	16	16	16	16	333	333	77	77	77	77	66	66	66	77	
91	22	91	91	20	20	20	91	91	91	91	91	91	27	27	27	96	20	33	33	33	84	84	84	84	66	28	66	66	66	66	91	91	91	111	
20	23	20	16	16	16	16	16	27	27	27	27	27	16	16	28	90	27	16	16	16	28	333	333	333	28	66	91	91	91	91	111	111	111	99	
16	24	16	20	27	27	27	27	16	16	16	16	28	28	84	20	33	84	84	84	333	28	28	28	111	111	111	111	111	111	99	99	99	71		
27	25	27	27	28	28	28	28	28	28	28	28	84	84	333	27	16	28	28	28	91	91	91	91	91	91	91	99	99	99	99	5	5	5		
96	26	96	28	33	33	33	33	33	84	84	84	84	33	33	16	33	84	333	333	333	3	99	99	99	99	99	5	5	5	5					
28	27	28	33	99	99	99	84	84	33	33	33	33	333	333	33	16	91	91	91	91	99	5	5	5	5	5									
33	28	33	99	84	84	84	99	99	99	99	99	99	99	99	99	5	99	99	99	99	5														
99	29	99	5	5	5	5	5	5	5	5	5	5	5	5	5	99	5	5	5	5															





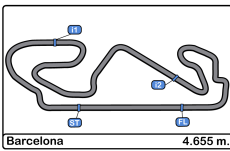
Circuit de Barcelona
 International GT Open
 Race - 2
 Lap Chart



LAP

Nr	Po	Grid	1	2	3	4	5	6	7	8	9	10	11	12	13	14	15	16	17	18	19	20	21	22	23	24	25	26	27	28	29	30	31	32	33
5	30	5	84																																

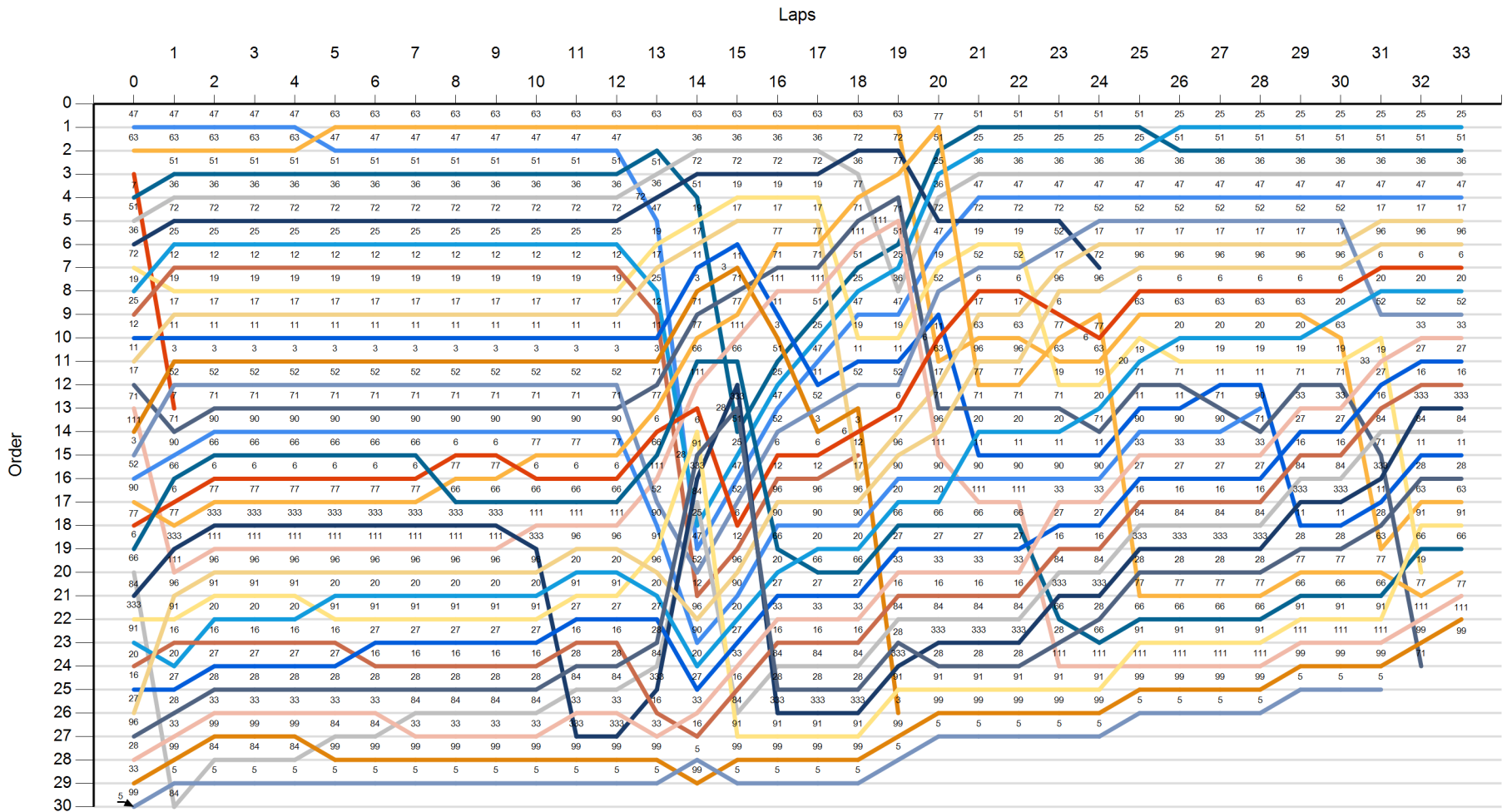


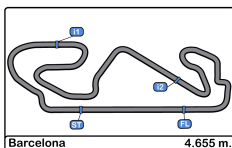


Circuito de Barcelona
International GT Open
Race - 2
Graphic Lap Chart



- 47
- 63
- 7
- 51
- 36
- 72
- 19
- 25
- 12
- 11
- 17
- 71
- 111
- 3
- 52
- 90
- 77
- 6
- 66
- 84
- 333
- 91
- 20
- 16
- 27
- 96
- 28
- 33
- 99
- 5



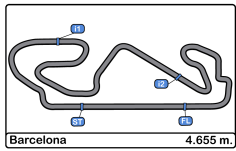


Circuito de Barcelona
International GT Open
Race - 2
Pit Stop Analysis

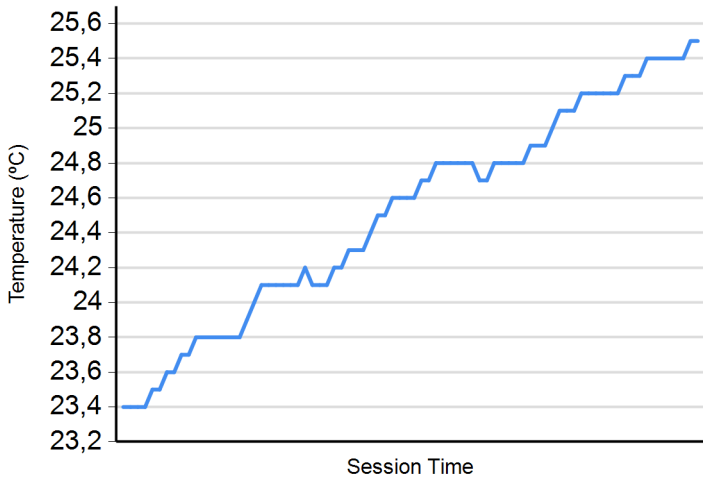


Nr.	In Day Time	Entrant/Team	Nat	Driver 1	Nat	Status	Driver 2	Nat	Status	Vehicle	Cat	In Time	Stop N°	Pit Time	Handicap	Penalty
47	14:37:49.286	RACE / BMW Team Teo Martín	ESP	<u>Fran Rueda</u>	ESP	Silver	Andrés Saravia	GTM	Silver	BMW M6 GT3	PRO	24:18.548	1	1:15.683	1:15	
25	14:37:53.136	Imperiale Racing	ITA	<u>Riccardo Agostini</u>	ITA	Gold	Rik Breukers	NLD	Silver	Lamborghini Huracan GT3	PRO	24:22.398	1	1:10.063	1:10	
12	14:37:54.224	Ombra Racing	ITA	<u>Andrea Rizzoli</u>	ITA	Silver	Damiano Fioravanti	ITA	Silver	Lamborghini Huracan GT3	PRO	24:23.486	1	1:20.641	1:20	
52	14:38:02.206	Luzich Racing	USA	Marco Cioci	ITA	Gold	<u>Matt Griffin</u>	IRL	Gold	Ferrari 488 GT3	PRO	24:31.467	1	1:06.689	1:05	
90	14:38:03.379	Target Racing	ITA	<u>Alberto Di Folco</u>	ITA	Silver	Adrian Zaugg	CHE	Silver	Lamborghini Huracan GT3	PRO	24:32.640	1	1:17.060	1:05	
96	14:38:12.465	Optimum Motorsport	GBR	Bradley Ellis	GBR	Silver	<u>Oliver Wilkinson</u>	GBR	Bronze	Audi R8 LMS	PROAM	24:41.727	1	1:05.328	1:05	
20	14:38:13.406	SPS Automotive Performance	DEU	<u>Valentin Pierburg</u>	DEU	Bronze	Tom Onslow-Cole	GBR	Gold	Mercedes AMG GT3	PROAM	24:42.668	1	1:15.454	1:15	
27	14:38:17.762	Daiko Lazarus Racing	ITA	Fabrizio Crestani	ITA	Silver	<u>Miguel Ramos</u>	PRT	Bronze	Lamborghini Huracan GT3	PROAM	24:47.023	1	1:12.107	1:10	
16	14:38:24.095	Drivex School	ESP	<u>Marcelo Hahn</u>	BRA	Bronze	Allam Khodair	BRA	Gold	Mercedes AMG GT3	PROAM	24:53.356	1	1:08.511	1:05	
33	14:38:26.494	Rinaldi Racing	DEU	<u>Christian Hook</u>	DEU	Bronze	Dominik Schwager	DEU	Gold	Ferrari 488 GT3	PROAM	24:55.755	1	1:05.535	1:05	
99	14:38:35.763	Sports and You	PRT	Manuel Da Costa	PRT	Bronze	<u>Miguel Sardinha</u>	PRT	Bronze	Mercedes AMG GT3	AM	25:05.025	1	1:07.000	1:05	
51	14:39:36.076	Luzich Racing	USA	<u>Alessandro Pier Guidi</u>	ITA	Platinum	Mikkel Mac	DNK	Gold	Ferrari 488 GT3	PRO	26:05.337	1	1:06.791	1:05	
6	14:39:50.743	Vincenzo Sospiri Racing	ITA	<u>Kang Ling</u>	CHN	Silver	Philip Keen	GBR	Gold	Lamborghini Huracan GT3	PRO	26:20.004	1	1:08.509	1:05	
91	14:40:03.552	Target Racing	ITA	Stefano Costantini	ITA	Bronze				Lamborghini Huracan GT3	AM	26:32.813	1	1:25.153	1:25	
84	14:40:15.082	Winward Racing / HTP	USA	<u>Russell Ward</u>	USA	Silver	Indy Dontje	NLD	Silver	Mercedes AMG GT3	PRO	26:44.343	1	1:06.619	1:05	
66	14:41:39.107	Vincenzo Sospiri Racing	ITA	<u>Giulio Borlenghi</u>	BRA	Bronze	Andrzej Lewandowski	POL	Bronze	Lamborghini Huracan GT3	AM	28:08.369	1	1:17.962	1:15	
333	14:42:03.407	Rinaldi Racing	DEU	<u>Rinat Salikhov</u>	RUS	Bronze	David Perel	ZAF	Silver	Ferrari 488 GT3	PROAM	28:32.668	2	1:10.751	1:10	
28	14:42:05.929	Daiko Lazarus Racing	ITA	Toby Sowery	GBR	Silver	<u>Giuseppe Cipriani</u>	ITA	Bronze	Lamborghini Huracan GT3	PROAM	28:35.190	1	1:06.448	1:05	
11	14:43:22.844	RS Racing	ITA	<u>Daniele Di Amato</u>	ITA	Silver	Andrea Montermini	ITA	Gold	Ferrari 488 GT3	PRO	29:52.105	1	1:04.166	1:05	-0.834
3	14:43:24.601	RACE / BMW Team Teo Martín	ESP	Lourenço Beirão da Veiga	PRT	Silver	<u>Juan Cruz Álvarez</u>	ARG	Silver	BMW M6 GT3	PRO	29:53.863	1	1:05.410	1:05	
5	14:43:35.628	Olimp Racing	POL	<u>Stanislaw Jedlinski</u>	POL	Bronze	Malgorzata Rdest	POL	Bronze	Audi R8 LMS	AM	30:04.890	1	1:59.808	1:05	
19	14:45:04.282	Imperiale Racing	ITA	Jiatong Liang	CHN	Bronze	<u>Raffaele Giammaria</u>	ITA	Gold	Lamborghini Huracan GT3	PROAM	31:33.543	1	1:09.397	1:10	-0.603
17	14:45:05.383	Senkyr Motorsport	CZE	Richard Gonda	SVK	Silver	<u>Mikkel Jensen</u>	DNK	Silver	BMW M6 GT3	PRO	31:34.644	1	1:13.975	1:05	
36	14:46:46.456	Drivex School	ESP	Christian Hahn	BRA	Bronze	<u>Lucas Auer</u>	AUT	Gold	Mercedes AMG GT3	PROAM	33:15.718	1	1:08.675	1:05	
63	14:48:22.246	Imperiale Racing	ITA	<u>Giovanni Venturini</u>	ITA	Gold	Jeroen Mul	NLD	Silver	Lamborghini Huracan GT3	PRO	34:51.507	1	1:29.922	1:30	-0.078
72	14:48:33.379	Lechner Racing	AUT	Mario Plachutta	AUT	Bronze	<u>Thomas Jäger</u>	DEU	Gold	Mercedes AMG GT3	PROAM	35:02.641	1	1:08.450	1:05	
71	14:48:47.191	Luzich Racing	USA	Alexander West	SWE	Bronze	<u>Michele Rugolo</u>	ITA	Gold	Ferrari 488 GT3	PROAM	35:16.453	1	1:06.129	1:05	
111	14:48:48.355	Porteiro Motorsport	ESP	Charles Finelli	USA	Bronze	<u>Phillippe Denes</u>	USA	Bronze	Mercedes AMG GT3	AM	35:17.617	1	1:08.097	1:05	
77	14:50:29.536	Olimp Racing	POL	Mateusz Lisowski	POL	Bronze			Silver	Audi R8 LMS	PRO	36:58.797	1	1:15.393	1:15	
63	15:09:34.902	Imperiale Racing	ITA	<u>Giovanni Venturini</u>	ITA	Gold	Jeroen Mul	NLD	Silver	Lamborghini Huracan GT3	PRO	56:04.164	2	22.033	1:30	-7.967
77	15:11:43.904	Olimp Racing	POL	Mateusz Lisowski	POL	Bronze			Silver	Audi R8 LMS	PRO	58:13.165	2	21.898	1:15	-53.102

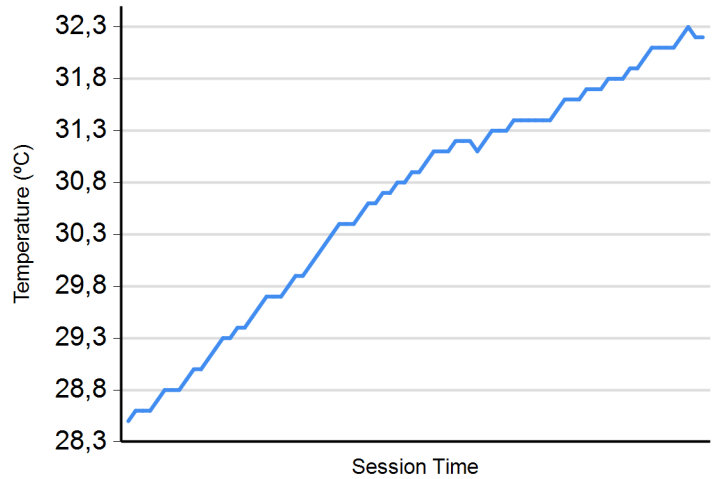




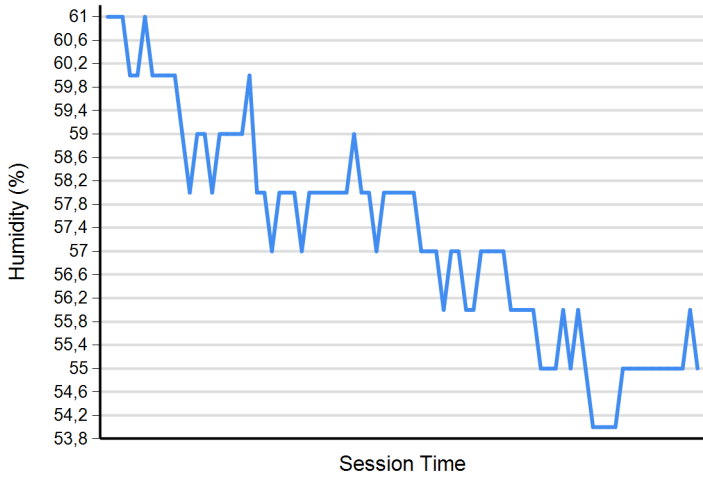
Air Temperature



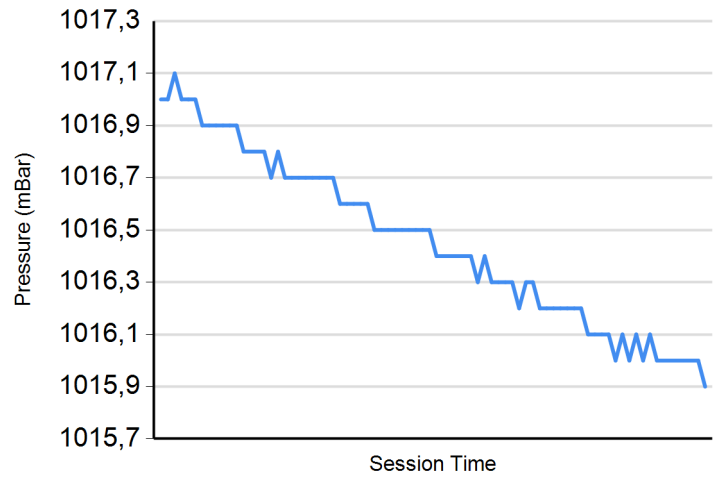
Track Temperature



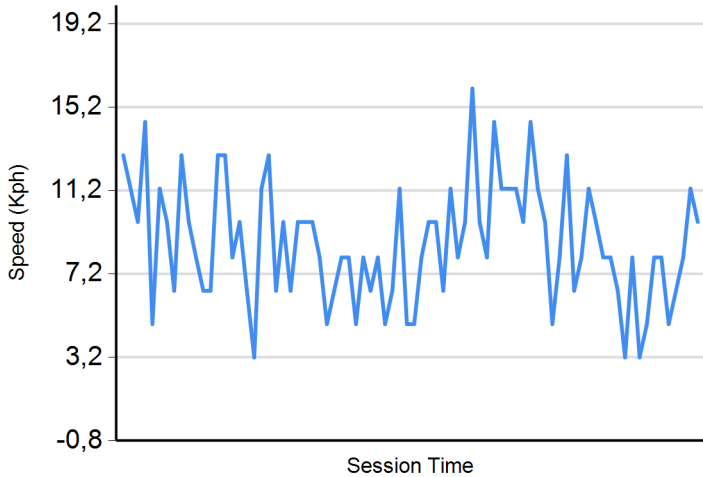
Humidity



Pressure



Wind Speed



Wind direction

North = 0°/360° Est = 90° South = 180° West = 270°

