

ADAC GT Masters

Result List Qualifying 2

Provisional



Circuit Zandvoort, Length: 4307m

Air temperature: 19.69°C

Track temperature: 20.17°C

Weather condition: Dry

Reg. Nr.: KNAF 0301.18.251

Sunday, August 19, 2018 9:00:00

started : 34 classified : 34 not classified : 0

	Drivers	Team	Car	Lap	Best Time	Gap	Diff	Kph	Day Time
1	99 R.Renauer(DEU)/M.Jaminet(FRA)	Precote Herberth Motorsport(DEU)	Porsche 911 GT3 R	3	1:36.180			161.2	9:21:09
2	48 I.Dontje(NLD)(J)/M.Buhk(DEU)	MANN-FILTER Team HTP Motorsport(D	Mercedes-AMG GT3	3	1:36.188	0.008	0.008	161.1	9:17:35
3	18 A.de Leener(BEL)/K.Bachler(AUT)	KÜS TEAM75 Bernhard(DEU)	Porsche 911 GT3 R	4	1:36.193	0.013	0.005	161.1	9:21:16
4	3 N.Rogivue(CHE)(J)/F.Vervisch(BEL)	Aust Motorsport(DEU)	Audi R8 LMS	4	1:36.245	0.065	0.052	161.1	9:14:10
5	84 P.Assenheimer(DEU)(J)/R.Marciello(ITA)	AutoArenA Motorsport(DEU)	Mercedes-AMG GT3	4	1:36.276	0.096	0.031	161.0	9:19:05
6	26 J.Schmidt(CHE)(J)/J.Green(GBR)	BWT Mücke Motorsport(DEU)	Audi R8 LMS	4	1:36.293	0.113	0.017	161.0	9:11:42
7	47 M.Pommer(DEU)/M.Götz(DEU)	MANN-FILTER Team HTP Motorsport(D	Mercedes-AMG GT3	4	1:36.297	0.117	0.004	161.0	9:19:19
8	25 R.Feller(CHE)(J)/C.Haase(DEU)	BWT Mücke Motorsport(DEU)	Audi R8 LMS	3	1:36.342	0.162	0.045	160.9	9:20:48
9	33 F.Salaquarda(CZE)/F.Stippler(DEU)	Team ISR(CZE)	Audi R8 LMS	3	1:36.397	0.217	0.055	160.8	9:22:21
10	24 M.Ortmann(DEU)(J)/M.Winkelhock(DEU)	BWT Mücke Motorsport(DEU)	Audi R8 LMS	4	1:36.422	0.242	0.025	160.8	9:22:16
11	82 R.Ineichen(CHE)(T)/C.Engelhart(DEU)	GRT Grasser-Racing-Team(AUT)	Lamborghini Huracan GT3	4	1:36.470	0.290	0.048	160.7	9:24:45
12	4 R.Lips(CHE)(T)/M.Hackländer(DEU)	Aust Motorsport(DEU)	Audi R8 LMS	4	1:36.544	0.364	0.074	160.6	9:14:21
13	12 F.Spengler(DEU)/D.Vanthoor(BEL)	EFP by TECE(DEU)	Audi R8 LMS	4	1:36.555	0.375	0.011	160.5	9:25:58
14	5 M.Hofer(AUT)(J)/P.Ellis(GBR)(J)	Phoenix Racing(DEU)	Audi R8 LMS	6	1:36.564	0.384	0.009	160.5	9:12:56
15	28 S.van der Linde(ZAF)(J)/K.van der Linde(ZAF)	MontaplastbyLand-Motorsport(DEU)	Audi R8 LMS	4	1:36.609	0.429	0.045	160.4	9:19:34
16	6 O.Tunjo(COL)(J)/I.Lukashevich(RUS)	Phoenix Racing(DEU)	Audi R8 LMS	4	1:36.624	0.444	0.015	160.4	9:12:37
17	29 J.Dennis(GBR)/C.Mies(DEU)	MontaplastbyLand-Motorsport(DEU)	Audi R8 LMS	3	1:36.632	0.452	0.008	160.4	9:27:56
18	7 L.Ludwig(DEU)/D.Schwager(DEU)	HB Racing(AUT)	Ferrari 488 GT3	5	1:36.863	0.683	0.231	160.0	9:21:49
19	1 M.Kirchhöfer(DEU)/D.Keilwitz(DEU)	Callaway Competition(DEU)	Corvette C7 GT3	4	1:36.914	0.734	0.051	159.9	9:21:33
20	21 L.Stolz(DEU)(J)/S.Asch(DEU)	TeamZAKSPEEDBKK Mobil Oil Racing	Mercedes-AMG GT3	5	1:36.996	0.816	0.082	159.8	9:22:04
21	69 J.Slooten(DEU)(T)/L.Luhr(DEU)	IronForce by RING POLICE(DEU)	Porsche 911 GT3 R	4	1:36.998	0.818	0.002	159.8	9:22:09
22	19 E.Perez Compagnon(ARG)(J)/M.Mapelli(ITA)	GRT Grasser-Racing-Team(AUT)	Lamborghini Huracan GT3	4	1:37.022	0.842	0.024	159.8	9:25:11
23	35 J.Judek(DEU)(J)/J.Eriksson(SWE)	Team Rosberg(DEU)	Lamborghini Huracan GT3	5	1:37.048	0.868	0.026	159.7	9:23:06
24	63 M.Bortolotti(ITA)/A.Caldarelli(ITA)	ORANGE1 by GRT Grasser(AUT)	Lamborghini Huracan GT3	4	1:37.086	0.906	0.038	159.7	9:25:10
25	11 E.Erhart(DEU)/P.Kaffer(DEU)	EFP by TECE(DEU)	Audi R8 LMS	4	1:37.124	0.944	0.038	159.6	9:24:12
26	53 A.Vainio(FIN)(J)/M.Beretta(ITA)(J)	Team Rosberg(DEU)	Lamborghini Huracan GT3	3	1:37.177	0.997	0.053	159.5	9:17:48
27	17 T.Bernhard(DEU)/M.Lieb(DEU)	KÜS TEAM75 Bernhard(DEU)	Porsche 911 GT3 R	5	1:37.179	0.999	0.002	159.5	9:22:00
28	20 N.Sylvest(DNK)(J)/K.Schramm(DEU)(J)	TeamZAKSPEEDBKK Mobil Oil Racing	Mercedes-AMG GT3	3	1:37.224	1.044	0.045	159.4	9:18:29
29	42 M.Jensen(DEN)(J)/T.Scheider(DEU)	BMW Team Schnitzer(DEU)	BMW M6 GT3	3	1:37.304	1.124	0.080	159.3	9:25:07
30	43 V.Bouveng(SWE)(J)/D.Marschall(DEU)(J)	BMW Team Schnitzer(DEU)	BMW M6 GT3	5	1:37.357	1.177	0.053	159.2	9:26:42
31	14 C.Zöchling(AUT)/J.Klingmann(DEU)	MRS GT-Racing(DEU)	BMW M6 GT3	3	1:37.422	1.242	0.065	159.1	9:22:12
32	9 C.Dreyspring(DEU)(J)/G.Maggi(CHE)(J)	Honda Team Schubert Motorsport(DEU)	Honda NSX GT3	4	1:37.541	1.361	0.119	158.9	9:15:36
33	50 R.Frey(CHE)/P.Geipel(DEU)	YACO Racing(DEU)	Audi R8 LMS	4	1:37.631	1.451	0.090	158.8	9:16:42
34	13 S.Barth(DEU)(T)/C.Hürtgen(DEU)(T)	RWT Racing(AUT)	Corvette C7 GT3	4	1:38.998	2.818	1.367	156.6	9:21:44

Subject to final scrutineering!

Publication time:	Clerk of the Course: Jeroen Frieman	Timekeeper: Steffen Ruhl
-------------------	-------------------------------------	--------------------------

ver: 1.0

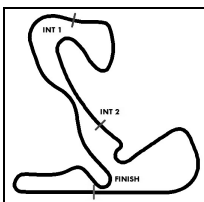
www.adac.de/motorsport

Page 1/1 printed: 19.8.2018 9:32



ADAC Vorteilsprogramm





ADAC GT Masters

Sector List Qualifying 2

Provisional



Circuit Zandvoort, Length: 4307m

Air temperature: 19.69°C

Track temperature: 20.17°C

Weather condition: Dry

Reg. Nr.: KNAF 0301.18.251

Sunday, August 19, 2018 9:00:00

Lap	Time	SE1	SP1	SE2	SP2	SE3	SP3	TSP	Lap	Time	SE1	SP1	SE2	SP2	SE3	SP3	TSP
1	Kirchhöfer, DEU / Keilwitz, DEU								theoretical besttime: 1:36.834								
1	10:40.041	9:11.029	128	37.494	107	51.518	59		5	1:47.353	42.593	202	25.463	217	39.297	59	257
2	7:36.505	6:29.949	131	31.849	117	34.707	243		6	4:23.174	3:25.206	176	26.914	216	31.054	248	
3	1:39.410	43.012	200	26.882	207	29.516	243	255	7	1:39.173	42.403	201	25.635	218	31.135	242	257
4	1:36.914	42.483	201	25.383	218	29.048	243	256	8	1:49.246	42.651	202	25.751	215	40.844	59	255

3	Rogivue, CHE / Vervisch, BEL								theoretical besttime: 1:36.219								
1	9:16.989	8:17.481	182	28.046	200	31.462	212		4	1:36.245	42.150	203	25.300	215	28.795	244	259
2	1:39.916	44.766	199	25.686	214	29.464	246	204	5	1:46.961	43.722	196	26.173	214	37.066	57	258
3	1:36.303	42.148	203	25.384	214	28.771	245	259									

4	Lips, CHE / Hackländer, DEU								theoretical besttime: 1:36.544								
1	9:25.988	8:21.872	160	31.613	150	32.503	233		5	1:47.941	44.334	160	27.972	200	35.635	245	259
2	1:41.074	45.500	197	26.500	212	29.074	245	237	6	1:44.156	43.873	182	28.114	212	32.169	244	258
3	1:36.838	42.448	205	25.523	215	28.867	245	258	7	1:52.547	42.646	203	30.697	149	39.204	58	257
4	1:36.544	42.324	205	25.516	214	28.704	246	258									

5	Hofer, AUT / Ellis, GBR								theoretical besttime: 1:36.550								
1	4:26.887	3:11.412	122	35.485	140	39.990	173		5	1:36.952	42.602	203	25.518	214	28.832	245	257
2	2:01.278	55.803	155	33.066	132	32.409	244	182	6	1:36.564	42.447	203	25.354	215	28.763	243	257
3	1:36.812	42.433	202	25.452	215	28.927	245	257	7	1:55.918	42.544	203	25.541	198	47.833	59	256
4	1:36.940	42.635	202	25.486	215	28.819	243	256									

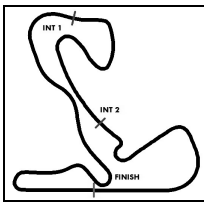
6	Tunjo, COL / Lukashevich, RUS								theoretical besttime: 1:36.599								
1	7:34.704	6:24.747	134	32.058	142	37.899	198		5	1:39.761	42.571	204	25.489	214	31.701	244	257
2	1:48.304	48.052	177	27.969	211	32.283	241	206	6	1:39.103	42.809	204	25.558	215	30.736	241	256
3	1:37.421	42.917	206	25.487	214	29.017	241	254	7	1:42.767	42.676	205	25.630	214	34.461	242	255
4	1:36.624	42.596	205	25.290	215	28.738	244	257	8	1:52.240	44.205	186	28.321	207	39.714	59	256

7	Ludwig, DEU / Schwager, DEU								theoretical besttime: 1:36.863								
1	2:51.614	1:41.532	115	32.166	127	37.916	168		6	1:37.460	42.678	200	25.523	213	29.259	236	255
2	2:05.342	51.626	182	30.752	167	42.964	58	206	7	1:55.260	42.951	200	36.336	93	35.973	240	254
3	13:36.065	12:36.582	191	27.934	213	31.549	243		8	1:52.405	44.217	190	29.135	123	39.053	59	253
4	1:39.119	43.192	190	26.656	213	29.271	246	254	9	2:22.027	1:26.427	196	25.886	211	29.714	240	
5	1:36.863	42.580	201	25.269	214	29.014	243	254	10	1:47.738	42.854	198	26.129	212	38.755	59	254

9	Dreyspring, DEU / Maggi, CHE								theoretical besttime: 1:37.541								
1	2:48.652	1:19.253	154	35.822	163	53.577	57		5	1:47.737	43.020	200	25.649	214	39.068	58	255
2	9:31.112	8:33.932	161	27.417	210	29.763	236		6	7:29.857	6:34.952	201	25.698	213	29.207	240	
3	1:38.411	43.461	195	25.782	213	29.168	246	252	7	1:38.129	42.973	199	25.655	215	29.501	247	256
4	1:37.541	42.904	200	25.554	216	29.083	241	253	8	1:50.841	43.260	193	26.363	213	41.218	57	255

11	Erhart, DEU / Kaffer, DEU								theoretical besttime: 1:37.120								
1	3:19.293	1:38.512	95	42.611	86	58.170	58		5	1:37.373	42.618	202	25.658	214	29.097	242	260
2	17:35.522	16:11.981	171	42.735	70	40.806	240		6	1:38.020	42.880	201	25.752	215	29.388	242	257
3	1:39.812	43.377	180	27.304	214	29.131	245	254	7	1:58.804	50.856	173	30.159	148	37.789	240	256
4	1:37.124	42.622	202	25.529	213	28.973	246	259	8	1:49.223	42.904	201	26.270	209	40.049	58	255

12	Spengler, DEU / Vanthoor, BEL								theoretical besttime: 1:36.555								
1	20:43.626	19:30.833	178	36.708	152	36.085	171		5	1:39.149	42.557	202	25.769	191	30.823	245	259
2	1:59.625	53.992	131	35.905	186	29.728	241	108	6	1:37.101	42.423	204	25.593	215	29.085	247	258
3	1:37.949	42.868	203	26.105	210	28.976	249	254	7	1:36.972	42.426	202	25.550	215	28.996	244	259
4	1:36.555	42.317	205	25.365	215	28.873	246	260									



ADAC GT Masters

Sector List Qualifying 2

Provisional



Circuit Zandvoort, Length: 4307m

Air temperature: 19.69°C

Track temperature: 20.17°C

Weather condition: Dry

Reg. Nr.: KNAF 0301.18.251

Sunday, August 19, 2018 9:00:00

Lap	Time	SE1	SP1	SE2	SP2	SE3	SP3	TSP	Lap	Time	SE1	SP1	SE2	SP2	SE3	SP3	TSP
13	Barth, DEU / Hürtgen, DEU								theoretical besttime: 1:38.134								
1	10:43.507	9:12.330	117	38.583	106	52.594	51		5	1:39.332	43.095	202	26.354	214	29.883	241	256
2	7:37.988	6:27.510	121	32.045	105	38.433	203		6	1:48.147	43.252	197	26.239	214	38.656	59	255
3	1:43.428	47.551	183	26.651	215	29.226	242	199	7	2:38.772	1:42.024	198	25.885	212	30.863	238	
4	1:38.998	43.023	200	25.997	215	29.978	243	255	8	1:47.587	43.154	202	25.933	216	38.500	58	254

14	Zöchling, AUT / Klingmann, DEU								theoretical besttime: 1:37.393								
1	18:45.766	17:41.126	176	30.274	174	34.366	237		5	1:37.758	42.879	204	25.676	216	29.203	243	257
2	1:48.876	48.052	196	29.545	175	31.279	245	234	6	1:47.789	51.016	188	26.648	205	30.125	243	257
3	1:37.422	42.577	205	25.613	215	29.232	244	257	7	2:04.384	51.765	145	30.451	175	42.168	59	257
4	1:43.462	43.734	149	29.350	188	30.378	245	257									

17	Bernhard, DEU / Lieb, DEU								theoretical besttime: 1:37.148								
1	4:18.742	2:45.580	105	41.054	96	52.108	58		6	1:49.658	50.719	164	29.167	189	29.772	244	257
2	12:41.668	11:37.190	122	31.078	141	33.400	233		7	1:37.368	42.725	203	25.455	216	29.188	243	257
3	1:43.304	46.506	175	27.301	200	29.497	243	228	8	1:37.465	42.656	202	25.632	216	29.177	242	257
4	1:38.429	42.763	202	26.225	205	29.441	244	255	9	1:59.706	48.219	117	28.280	183	43.207	58	251
5	1:37.179	42.523	202	25.486	216	29.170	245	255									

18	de Leener, BEL / Bachler, AUT								theoretical besttime: 1:36.193								
1	4:52.665	3:30.814	130	33.936	149	47.915	53		4	1:36.193	42.203	202	25.272	215	28.718	243	255
2	13:05.294	12:04.309	168	29.277	179	31.708	240		5	1:40.581	42.579	197	26.617	205	31.385	242	255
3	1:42.039	43.881	199	26.312	213	31.846	244	251	6	1:47.533	42.292	201	26.961	196	38.280	58	256

19	Perez Companc, ARG / Mapelli, ITA								theoretical besttime: 1:36.679								
1	20:15.917	19:17.376	186	27.999	179	30.542	236		5	1:37.489	42.635	199	25.541	214	29.313	243	257
2	1:40.068	44.434	201	26.543	214	29.091	243	226	6	1:50.975	54.442	161	27.116	187	29.417	244	222
3	1:37.912	42.384	202	25.296	214	30.232	245	256	7	1:37.138	42.527	201	25.460	215	29.151	244	254
4	1:37.022	42.623	201	25.400	213	28.999	246	256									

20	Sylvest, DNK / Schramm, DEU								theoretical besttime: 1:37.044								
1	15:08.971	14:07.008	130	30.380	182	31.583	231		4	1:39.421	43.195	202	25.761	215	30.465	243	254
2	1:42.483	46.448	194	26.800	210	29.235	243	232	5	1:39.179	42.714	202	25.726	214	30.739	242	255
3	1:37.224	42.894	200	25.569	213	28.761	242	254	6	1:51.148	43.123	201	29.045	173	38.980	59	254

21	Stolz, DEU / Asch, DEU								theoretical besttime: 1:36.650								
1	15:27.720	14:27.823	171	28.117	196	31.780	230		5	1:36.996	42.496	203	25.378	215	29.122	235	254
2	1:44.654	44.752	200	25.960	213	33.942	241	228	6	1:44.691	42.698	203	25.578	214	36.415	59	250
3	1:37.053	42.442	203	25.442	214	29.169	243	254	7	4:59.080	4:03.324	197	25.966	211	29.790	242	
4	1:37.361	42.685	202	25.846	213	28.830	243	255	8	1:45.093	42.517	201	25.564	213	37.012	59	255

24	Ortmann, DEU / Winkelhock, DEU								theoretical besttime: 1:36.265								
1	3:16.720	1:37.056	98	41.566	80	58.098	56		5	1:49.459	51.638	163	27.012	210	30.809	243	255
2	15:41.713	14:32.260	192	36.864	73	32.589	242		6	1:36.992	42.373	202	25.566	213	29.053	241	256
3	1:41.280	42.157	204	25.239	214	33.884	243	255	7	1:50.117	43.123	154	28.783	186	38.211	58	255
4	1:36.422	42.270	203	25.283	213	28.869	242	256									

25	Feller, CHE / Haase, DEU								theoretical besttime: 1:36.258								
1	17:26.200	16:26.264	186	28.833	173	31.103	241		5	1:36.465	42.444	202	25.298	213	28.723	245	256
2	1:44.953	43.057	202	25.577	212	36.319	243	254	6	1:56.353	42.610	203	32.541	115	41.202	234	258
3	1:36.342	42.431	204	25.192	214	28.719	246	257	7	2:03.200	42.717	201	31.329	99	49.154	58	250
4	1:45.182	42.347	202	25.901	152	36.934	243	257									

ver: 1.0

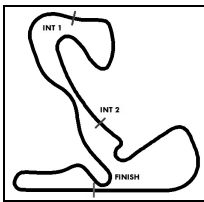
www.adac.de/motorsport

Page 2 / 4 printed: 19.8.2018 9:32



ADAC Vorteilsprogramm





ADAC GT Masters

Sector List Qualifying 2

Provisional



Circuit Zandvoort, Length: 4307m

Air temperature: 19.69°C

Track temperature: 20.17°C

Weather condition: Dry

Reg. Nr.: KNAF 0301.18.251

Sunday, August 19, 2018 9:00:00

Lap	Time	SE1	SP1	SE2	SP2	SE3	SP3	TSP	Lap	Time	SE1	SP1	SE2	SP2	SE3	SP3	TSP
26	Schmidt, CHE / Green, GBR									theoretical besttime: 1:36.293							
1	6:48.077	5:47.914	161	29.353	150	30.810	237		5	1:36.621	42.277	203	25.461	215	28.883	245	258
2	1:39.734	44.310	193	26.028	213	29.396	245	245	6	1:43.972	46.415	144	28.222	212	29.335	243	257
3	1:38.103	42.694	195	26.025	212	29.384	245	257	7	1:46.745	42.248	203	25.641	215	38.856	58	257
4	1:36.293	42.203	202	25.374	215	28.716	245	258									

28	van der Linde, ZAF / van der Linde, ZAF									theoretical besttime: 1:36.307							
1	14:18.733	13:18.190	191	28.811	207	31.732	240		5	1:36.791	42.408	203	25.441	214	28.942	244	258
2	1:57.800	50.390	113	28.034	191	39.376	246	251	6	1:44.342	45.840	184	26.537	211	31.965	243	247
3	1:40.186	42.156	205	25.316	215	32.714	244	257	7	1:53.065	42.699	180	30.182	157	40.184	58	257
4	1:36.609	42.312	203	25.462	214	28.835	246	257									

29	Dennis, GBR / Mies, DEU									theoretical besttime: 1:36.629							
1	24:40.625	23:33.750	133	35.844	167	31.031	241		4	1:39.483	42.643	201	25.376	214	31.464	245	257
2	1:38.250	43.703	200	25.640	214	28.907	244	254	5	1:47.854	42.553	203	25.555	214	39.746	58	257
3	1:36.632	42.405	204	25.379	214	28.848	245	257									

33	Salaquarda, CZE / Stippler, DEU									theoretical besttime: 1:36.397							
1	19:00.866	17:58.542	166	29.971	167	32.353	238		4	1:41.802	42.712	203	25.483	175	33.607	246	260
2	1:43.723	44.632	203	25.960	171	33.131	248	244	5	1:36.654	42.410	203	25.352	217	28.892	245	260
3	1:36.397	42.311	205	25.268	217	28.818	246	261	6	1:51.376	42.490	202	25.571	213	43.315	48	258

35	Judek, DEU / Eriksson, SWE									theoretical besttime: 1:37.048							
1	3:23.638	1:40.442	97	41.865	82	1:01.331	43		6	1:44.338	42.797	200	29.883	132	31.658	243	258
2	14:42.489	13:41.032	176	29.330	172	32.127	213		7	1:38.672	42.577	202	25.710	215	30.385	243	258
3	1:43.564	46.288	195	26.984	211	30.292	244	235	8	1:48.799	42.815	202	31.921	126	34.063	245	257
4	1:38.616	43.219	201	25.484	215	29.913	243	257	9	1:59.943	42.903	200	29.752	155	47.288	48	257
5	1:37.048	42.435	202	25.453	215	29.160	245	257									

42	Jensen, DEN / Scheider, DEU									theoretical besttime: 1:37.194							
1	21:37.341	20:31.328	162	34.081	120	31.932	217		4	1:37.487	42.578	205	25.754	217	29.155	241	258
2	1:52.185	48.779	192	32.986	203	30.420	245	208	5	1:39.987	42.690	202	26.560	184	30.737	244	256
3	1:37.304	42.644	203	25.798	215	28.862	244	258	6	1:48.651	42.640	204	25.778	216	40.233	59	257

43	Bouveng, SWE / Marschall, DEU									theoretical besttime: 1:37.301							
1	20:01.734	19:00.052	149	30.242	171	31.440	225		4	1:45.668	47.724	131	28.555	214	29.389	243	257
2	1:40.107	44.669	195	26.269	195	29.169	246	238	5	1:37.357	42.514	207	25.704	215	29.139	241	257
3	1:37.436	42.604	204	25.648	216	29.184	243	260	6	1:47.088	42.749	205	25.807	215	38.532	60	255

47	Pommer, DEU / Götz, DEU									theoretical besttime: 1:36.080							
1	14:08.723	13:02.828	145	32.461	145	33.434	171		6	1:50.888	42.205	204	27.534	174	41.149	59	255
2	1:54.542	49.061	175	30.263	143	35.218	242	182	7	4:42.422	3:32.207	193	34.220	124	35.995	241	
3	1:38.768	42.300	204	25.186	213	31.282	243	254	8	1:42.267	42.417	200	29.581	173	30.269	242	254
4	1:36.297	42.254	203	25.354	214	28.689	244	255	9	1:45.200	42.326	201	25.441	214	37.433	59	252
5	1:39.182	42.298	203	25.324	214	31.560	241	255									

48	Dontje, NLD / Buhk, DEU									theoretical besttime: 1:36.056							
1	14:13.292	13:06.056	179	31.365	147	35.871	236		4	1:39.819	42.285	197	25.303	214	32.231	242	257
2	1:45.747	47.898	200	26.032	201	31.817	244	225	5	1:36.454	42.160	204	25.476	214	28.818	245	255
3	1:36.188	42.292	207	25.270	214	28.626	244	255	6	2:01.174	45.473	124	31.396	163	44.305	59	257

50	Frey, CHE / Geipel, DEU									theoretical besttime: 1:37.503							
1	11:47.444	10:41.243	109	34.527	157	31.674	234		6	1:47.464	43.287	202	25.963	212	38.214	58	252
2	1:38.464	43.773	201	25.553	208	29.138	244	239	7	2:56.369	2:01.080	201	25.924	213	29.365	242	
3	1:37.838	43.039	203	25.705	212	29.094	244	248	8	1:38.343	43.142	202	25.786	214	29.415	239	251
4	1:37.631	42.963	202	25.642	210	29.026	243	251	9	1:38.989	43.389	200	26.190	212	29.410	242	254
5	1:37.820	42.924	202	25.631	212	29.265	244	250	10	1:50.723	43.610	192	26.663	205	40.450	58	257

ver: 1.0

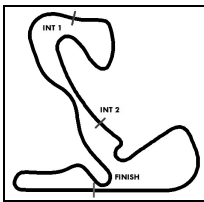
www.adac.de/motorsport

Page 3 / 4 printed: 19.8.2018 9:32



ADAC Vorteilsprogramm





ADAC GT Masters

Sector List Qualifying 2

Provisional



Circuit Zandvoort, Length: 4307m

Air temperature: 19.69°C

Track temperature: 20.17°C

Weather condition: Dry

Reg. Nr.: KNAF 0301.18.251

Sunday, August 19, 2018 9:00:00

Lap	Time	SE1	SP1	SE2	SP2	SE3	SP3	TSP	Lap	Time	SE1	SP1	SE2	SP2	SE3	SP3	TSP
-----	------	-----	-----	-----	-----	-----	-----	-----	-----	------	-----	-----	-----	-----	-----	-----	-----

53 Vainio, FIN / Beretta, ITA

theoretical besttime: 1:36.790

1	3:09.462	1:39.081	98	37.202	131	53.179	57		6	1:47.468	42.626	203	28.797	109	36.045	243	253
2	13:00.964	11:57.220	195	27.543	131	36.201	245		7	1:37.980	42.808	202	25.681	212	29.491	240	257
3	1:37.177	42.705	202	25.389	212	29.083	242	257	8	1:37.772	42.552	203	25.609	213	29.611	241	255
4	1:39.202	42.782	197	26.717	185	29.703	244	255	9	1:47.471	42.801	203	26.766	203	37.904	57	255
5	1:38.495	42.318	201	25.716	212	30.461	239	256									

63 Bortolotti, ITA / Caldarelli, ITA

theoretical besttime: 1:36.720

1	20:14.646	19:15.315	160	28.483	194	30.848	238		5	1:37.421	42.612	201	25.561	214	29.248	242	257
2	1:39.234	44.138	200	26.026	215	29.070	246	232	6	1:42.507	46.048	183	26.843	211	29.616	241	255
3	1:38.785	42.435	203	25.327	214	31.023	243	257	7	1:49.725	42.576	201	25.665	213	41.484	59	255
4	1:37.086	42.629	202	25.499	215	28.958	242	256									

69 Slooten, DEU / Luhr, DEU

theoretical besttime: 1:36.998

1	17:05.646	16:02.165	168	29.780	188	33.701	227		5	1:37.570	42.793	198	25.653	213	29.124	240	251
2	1:46.551	48.001	188	27.948	211	30.602	238	225	6	1:37.577	42.700	197	25.648	213	29.229	240	252
3	1:39.526	43.997	199	25.962	212	29.567	240	250	7	1:53.782	48.277	191	26.503	211	39.002	57	246
4	1:36.998	42.550	201	25.412	214	29.036	240	251									

82 Ineichen, CHE / Engelhart, DEU

theoretical besttime: 1:36.466

1	19:43.526	18:30.705	173	28.270	132	44.551	241		4	1:36.470	42.216	202	25.493	215	28.761	246	257
2	1:42.392	43.725	200	25.525	203	33.142	246	252	5	1:40.660	43.364	186	26.437	205	30.859	247	258
3	1:42.900	42.481	202	25.489	215	34.930	246	256	6	1:51.290	42.638	199	26.209	203	42.443	47	257

84 Assenheimer, DEU / Marciello, ITA

theoretical besttime: 1:36.227

1	14:12.069	13:04.744	159	31.740	158	35.585	237		5	1:54.467	42.354	201	28.769	187	43.344	59	254
2	1:40.571	43.506	201	27.315	211	29.750	240	251	6	6:40.359	5:42.881	189	27.001	211	30.477	243	
3	1:36.293	42.230	202	25.341	213	28.722	242	253	7	1:48.224	42.233	203	25.513	213	40.478	56	254
4	1:36.276	42.264	203	25.275	214	28.737	240	255									

99 Renauer, DEU / Jaminet, FRA

theoretical besttime: 1:35.998

1	8:16.279	6:53.323	149	33.691	137	49.265	45		4	1:42.635	42.079	206	25.395	214	35.161	241	257
2	11:15.900	10:13.460	195	28.659	190	33.781	242		5	1:43.701	42.352	203	30.124	179	31.225	243	257
3	1:36.180	42.261	205	25.224	216	28.695	244	255	6	1:49.319	42.337	204	25.430	216	41.552	58	256

ver: 1.0

www.adac.de/motorsport

Page 4/ 4 printed: 19.8.2018 9:32



ADAC Vorteilsprogramm



Audi Sport



CAMP DAVID

DEKRA



KÄRCHER

PIRELLI

postcon

RACEROOM

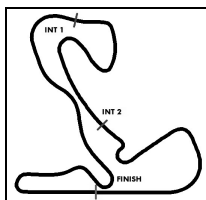
RAVENOL

Sport Bild

TWIN BUSCH GERMANY

DMSB





ADAC GT Masters

Top speed list Qualifying 2

Provisional



Circuit Zandvoort, Length: 4307m

Air temperature: 19.69°C

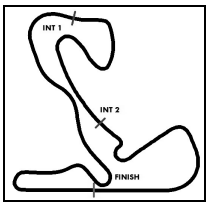
Track temperature: 20.17°C

Weather condition: Dry

Reg. Nr.: KNAF 0301.18.251

Sunday, August 19, 2018 9:00:00

#	Name (NAT)	Team	Car name	Speed	Lap	Race time
33	Frank Stippler (DEU)	Team ISR (CZE)	Audi R8 LMS	261.50	3	20:47.170
43	Dennis Marschall (DEU)	BMW Team Schnitzer (DEU)	BMW M6 GT3	260.24	3	21:44.432
11	Pierre Kaffer (DEU)	EFP by TECE (DEU)	Audi R8 LMS	260.24	5	24:14.351
12	Dries Vanthoor (BEL)	EFP by TECE (DEU)	Audi R8 LMS	260.24	4	24:23.792
3	Frederic Vervisch (BEL)	Aust Motorsport (DEU)	Audi R8 LMS	259.61	3	10:59.506
4	Maximilian Hackländer (DEU)	Aust Motorsport (DEU)	Audi R8 LMS	259.61	5	14:23.041
26	Jamie Green (GBR)	BWT Mücke Motorsport (DEU)	Audi R8 LMS	258.99	5	11:44.812
35	Jimmy Eriksson (SWE)	Team Rosberg (DEU)	Lamborghini Huracan GT3	258.99	6	23:07.969
42	Timo Scheider (DEU)	BMW Team Schnitzer (DEU)	BMW M6 GT3	258.99	3	23:32.129
28	Kelvin van der Linde (ZAF)	Montaplast by Land-Motorsport (DEU)	Audi R8 LMS	258.37	5	19:35.939
25	Christopher Haase (DEU)	BWT Mücke Motorsport (DEU)	Audi R8 LMS	258.37	6	24:11.756
82	Christian Engelhart (DEU)	GRT Grasser-Racing-Team (AUT)	Lamborghini Huracan GT3	258.37	5	24:47.897
6	Ivan Lukashevich (RUS)	Phoenix Racing (DEU)	Audi R8 LMS	257.75	4	11:03.046
5	Philip Ellis (GBR)	Phoenix Racing (DEU)	Audi R8 LMS	257.75	6	11:21.484
53	Michele Beretta (ITA)	Team Rosberg (DEU)	Lamborghini Huracan GT3	257.75	3	16:13.043
14	Jens Klingmann (DEU)	MRS GT-Racing (DEU)	BMW M6 GT3	257.75	3	20:37.259
48	Maximilian Buhk (DEU)	MANN-FILTER Team HTP Motorsport (DEU)	Mercedes-AMG GT3	257.75	6	20:54.117
63	Andrea Caldarelli (ITA)	ORANGE1 by GRT Grasser (AUT)	Lamborghini Huracan GT3	257.75	3	21:56.498
17	Marc Lieb (DEU)	KÜS TEAM75 Bernhard (DEU)	Porsche 911 GT3 R	257.75	7	23:51.598
19	Marco Mapelli (ITA)	GRT Grasser-Racing-Team (AUT)	Lamborghini Huracan GT3	257.75	5	25:13.542
29	Christopher Mies (DEU)	Montaplast by Land-Motorsport (DEU)	Audi R8 LMS	257.75	3	26:21.492
1	Daniel Keilwitz (DEU)	Callaway Competition (DEU)	Corvette C7 GT3	257.75	7	27:46.010
99	Mathieu Jaminet (FRA)	Precote Herberth Motorsport (DEU)	Porsche 911 GT3 R	257.14	4	21:10.979
50	Philip Geipel (DEU)	YACO Racing (DEU)	Audi R8 LMS	257.14	10	26:22.995
24	Markus Winkelhock (DEU)	BWT Mücke Motorsport (DEU)	Audi R8 LMS	256.53	4	20:42.343
13	Claudia Hürtgen (DEU)	RWT Racing (AUT)	Corvette C7 GT3	256.53	5	21:46.553
18	Klaus Bachler (AUT)	KÜS TEAM75 Bernhard (DEU)	Porsche 911 GT3 R	256.53	6	22:59.401
9	Giorgio Maggi (CHE)	Honda Team Schubert Motorsport (DEU)	Honda NSX GT3	256.53	7	24:55.932
20	Kim-Luis Schramm (DEU)	Team ZAKSPEED BKK Mobil Oil Racing (DEU)	Mercedes-AMG GT3	255.92	5	20:10.727
47	Maximilian Götz (DEU)	MANN-FILTER Team HTP Motorsport (DEU)	Mercedes-AMG GT3	255.92	6	21:00.144
7	Dominik Schwager (DEU)	HB Racing (AUT)	Ferrari 488 GT3	255.92	6	21:51.637
84	Raffaele Marciello (ITA)	AutoArenA Motorsport (DEU)	Mercedes-AMG GT3	255.31	4	17:31.572
21	Sebastian Asch (DEU)	Team ZAKSPEED BKK Mobil Oil Racing (DEU)	Mercedes-AMG GT3	255.31	4	18:52.062
69	Lucas Luhr (DEU)	IronForce by RING POLICE (DEU)	Porsche 911 GT3 R	252.92	6	23:48.957



ADAC GT Masters

Pit Stops Qualifying 2



Provisional

Reg. Nr.: KNAF 0301.18.251

Sunday, August 19, 2018 9:00:00

Circuit Zandvoort, Length: 4307m

Air temperature: 19.69°C

Track temperature: 20.17°C

Weather condition: Dry

Nr	Driver in	Day time in	Time in	Driver out	Day time out	Time out	Nett Time
9	Giorgio Maggi	9:02:41.739	2:41.544	Giorgio Maggi	9:10:33.863	10:33.668	7:52.124
53	Michele Beretta	9:03:03.255	3:03.060	Michele Beretta	9:14:22.976	14:22.781	11:19.721
24	Markus Winkelhock	9:03:10.300	3:10.105	Markus Winkelhock	9:16:57.006	16:56.811	13:46.706
11	Pierre Kaffer	9:03:12.911	3:12.716	Pierre Kaffer	9:18:34.011	18:33.816	15:21.100
35	Jimmy Eriksson	9:03:15.416	3:15.221	Jimmy Eriksson	9:16:12.812	16:12.617	12:57.396
17	Timo Bernhard	9:04:12.733	4:12.538	Marc Lieb	9:14:57.430	14:57.235	10:44.697
18	Klaus Bachler	9:04:45.885	4:45.690	Klaus Bachler	9:16:03.402	16:03.207	11:17.517
7	Dominik Schwager	9:04:50.717	4:50.522	Dominik Schwager	9:16:48.418	16:48.223	11:57.701
99	Mathieu Jaminet	9:08:08.607	8:08.412	Mathieu Jaminet	9:17:37.794	17:37.599	9:29.187
1	Daniel Keilwitz	9:10:33.660	10:33.465	Daniel Keilwitz	9:16:14.052	16:13.857	5:40.392
13	Claudia Hürtgen	9:10:36.466	10:36.271	Claudia Hürtgen	9:16:15.550	16:15.355	5:39.084
5	Philip Ellis	9:14:45.401	14:45.206				
3	Frederic Vervisch	9:15:50.067	15:49.872				
26	Jamie Green	9:16:42.146	16:41.951				
9	Giorgio Maggi	9:17:17.143	17:16.948	Giorgio Maggi	9:23:13.358	23:13.163	5:56.215
6	Ivan Lukashevich	9:19:24.838	19:24.643				
4	Maximilian Hackländer	9:19:39.007	19:38.812				
50	Philip Geipel	9:20:00.488	20:00.293	Philip Geipel	9:21:25.078	21:24.883	1:24.590
84	Raffaele Marciello	9:20:53.797	20:53.602	Raffaele Marciello	9:25:54.280	25:54.085	5:00.483
47	Maximilian Götz	9:22:42.563	22:42.368	Maximilian Götz	9:25:33.327	25:33.132	2:50.764
48	Maximilian Buhk	9:22:46.771	22:46.576				
1	Daniel Keilwitz	9:23:14.097	23:13.902	Daniel Keilwitz	9:25:58.088	25:57.893	2:43.991
20	Kim-Luis Schramm	9:23:32.480	23:32.285				
21	Sebastian Asch	9:23:42.513	23:42.318	Sebastian Asch	9:27:06.654	27:06.459	3:24.141
18	Klaus Bachler	9:24:38.254	24:38.059				
28	Kelvin van der Linde	9:24:41.406	24:41.211				
13	Claudia Hürtgen	9:25:05.402	25:05.207	Claudia Hürtgen	9:26:09.713	26:09.518	1:04.311
99	Mathieu Jaminet	9:26:17.961	26:17.766				
7	Dominik Schwager	9:27:08.151	27:07.956	Dominik Schwager	9:27:55.400	27:55.205	47.249
69	Lucas Luhr	9:27:11.536	27:11.341				
33	Frank Stippler	9:27:23.215	27:23.020				
24	Markus Winkelhock	9:27:26.611	27:26.416				
53	Michele Beretta	9:27:49.851	27:49.656				
25	Christopher Haase	9:28:02.366	28:02.171				
50	Philip Geipel	9:28:04.984	28:04.789				
82	Christian Engelhart	9:28:09.847	28:09.652				
9	Giorgio Maggi	9:28:15.805	28:15.610				
43	Dennis Marschall	9:28:23.515	28:23.320				
17	Marc Lieb	9:28:57.364	28:57.169				
14	Jens Klingmann	9:29:19.561	29:19.366				
84	Raffaele Marciello	9:29:21.814	29:21.619				
13	Claudia Hürtgen	9:29:31.733	29:31.538				
42	Timo Scheider	9:30:06.967	30:06.772				
35	Jimmy Eriksson	9:30:09.898	30:09.703				
63	Andrea Caldarelli	9:30:13.458	30:13.263				
21	Sebastian Asch	9:30:26.697	30:26.502				
47	Maximilian Götz	9:30:52.414	30:52.219				
1	Daniel Keilwitz	9:31:05.894	31:05.699				

ver: 1.0

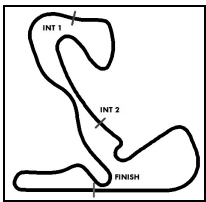
www.adac.de/motorsport

Page 1 / 2 printed: 19.8.2018 9:33



ADAC Vorteilsprogramm





ADAC GT Masters

Pit Stops Qualifying 2

Provisional

Reg. Nr.: KNAF 0301.18.251

Sunday, August 19, 2018 9:00:00



Circuit Zandvoort, Length: 4307m

Air temperature: 19.69°C

Track temperature: 20.17°C

Weather condition: Dry

Nr	Driver in	Day time in	Time in	Driver out	Day time out	Time out	Nett Time
11	Pierre Kaffer	9:31:08.678	31:08.483				
29	Christopher Mies	9:31:16.872	31:16.677				
7	Dominik Schwager	9:31:17.821	31:17.626				