

ADAC GT Masters

Result List Qualifying 1

Provisional



Nürburgring, Length: 3629m

Air temperature: 24.76°C

Track temperature: 27.9°C

Weather condition: Dry

DMSB Reg. Nr.: DMSB 215/18

Saturday, August 4, 2018 8:45:00

started : 35 classified : 35 not classified : 0

	Drivers	Team	Car	Lap	Best Time	Gap	Diff	Kph	Day Time
1	20 N.Sylvest(DNK)(J)/K.Schramm(DEU)(J)	TeamZAKSPEEDBKKMobilOilRacing	Mercedes-AMG GT3	6	1:26.131			151.6	8:57:54
2	48 I.Dontje(NLD)(J)/M.Buhk(DEU)	MANN-FILTER TeamHTP Motorsport(D	Mercedes-AMG GT3	5	1:26.166	0.035	0.035	151.6	8:53:38
3	21 L.Stolz(DEU)(J)/S.Asch(DEU)	TeamZAKSPEEDBKKMobilOilRacing	Mercedes-AMG GT3	7	1:26.185	0.054	0.019	151.5	9:07:04
4	28 S.van der Linde(ZAF)(J)/K.van der Linde(ZAF)	MontaplastbyLand-Motorsport(DEU)	Audi R8 LMS	5	1:26.206	0.075	0.021	151.5	9:00:40
5	47 M.Pommer(DEU)/M.Götz(DEU)	MANN-FILTER TeamHTP Motorsport(D	Mercedes-AMG GT3	6	1:26.274	0.143	0.068	151.4	8:56:05
6	25 R.Feller(CHE)(J)/C.Haase(DEU)	BWT Mücke Motorsport(DEU)	Audi R8 LMS	6	1:26.275	0.144	0.001	151.4	9:08:23
7	1 M.Kirchhöfer(DEU)/D.Keilwitz(DEU)	Callaway Competition(DEU)	Corvette C7 GT3	7	1:26.305	0.174	0.030	151.3	9:11:55
8	33 F.Salaquarda(CZE)/F.Stippler(DEU)	Team ISR(CZE)	Audi R8 LMS	7	1:26.389	0.258	0.084	151.2	9:11:38
9	63 M.Bortolotti(ITA)/A.Caldarelli(ITA)	ORANGE1 by GRT Grasser(AUT)	Lamborghini Huracan GT3	5	1:26.390	0.259	0.001	151.2	8:54:10
10	26 J.Schmidt(CHE)(J)/S.Mücke(DEU)	BWT Mücke Motorsport(DEU)	Audi R8 LMS	5	1:26.406	0.275	0.016	151.1	9:07:47
11	19 E.Perez Companc(ARG)(J)/F.Perera(FRA)	GRT Grasser-Racing-Team(AUT)	Lamborghini Huracan GT3	7	1:26.443	0.312	0.037	151.1	8:57:07
12	9 C.Dreyspring(DEU)(J)/G.Maggi(CHE)(J)	Honda Team Schubert Motorsport(DEU)	Honda NSX GT3	7	1:26.494	0.363	0.051	151.0	9:13:33
13	17 T.Bernhard(DEU)/K.Estre(FRA)	KÜS TEAM75 Bernhard(DEU)	Porsche 911 GT3 R	7	1:26.538	0.407	0.044	150.9	9:03:54
14	42 M.Jensen(DEN)(J)/T.Scheider(DEU)	BMW Team Schnitzer(DEU)	BMW M6 GT3	4	1:26.572	0.441	0.034	150.9	9:11:23
15	99 R.Renauer(DEU)/M.Jaminet(FRA)	Precote Herberth Motorsport(DEU)	Porsche 911 GT3 R	5	1:26.585	0.454	0.013	150.8	8:57:30
16	43 D.Marschall(DEU)(J)/V.Bouveng(SWE)(J)	BMW Team Schnitzer(DEU)	BMW M6 GT3	4	1:26.608	0.477	0.023	150.8	9:08:46
17	8 C.Friedrich(DEU)(J)/L.Arnold(DEU)	SML CarWellness by CarCollection(DEL	Mercedes-AMG GT3	5	1:26.612	0.481	0.004	150.8	8:58:37
18	6 O.Tunjo(COL)(J)/I.Lukashevich(RUS)	Phoenix Racing(DEU)	Audi R8 LMS	6	1:26.626	0.495	0.014	150.8	9:11:05
19	84 P.Assenheimer(DEU)(J)/R.Marciello(ITA)	AutoArenA Motorsport(DEU)	Mercedes-AMG GT3	5	1:26.690	0.559	0.064	150.7	8:54:19
20	53 A.Vainio(FIN)(J)/M.Beretta(ITA)(J)	Team Rosberg(DEU)	Lamborghini Huracan GT3	6	1:26.697	0.566	0.007	150.6	9:06:36
21	7 D.Schwager(DEU)/L.Ludwig(DEU)	HB Racing(AUT)	Ferrari 488 GT3	7	1:26.699	0.568	0.002	150.6	9:04:54
22	13 S.Barth(DEU)(T)/C.Hürtgen(DEU)(T)	RWT Racing(AUT)	Corvette C7 GT3	5	1:26.853	0.722	0.154	150.4	8:59:52
23	82 R.Ineichen(CHE)(T)/C.Engelhart(DEU)	GRT Grasser-Racing-Team(AUT)	Lamborghini Huracan GT3	5	1:26.858	0.727	0.005	150.4	8:54:02
24	12 F.Spengler(DEU)/D.Vanthoor(BEL)	EFP by TECE(DEU)	Audi R8 LMS	7	1:26.878	0.747	0.020	150.3	8:57:27
25	14 C.Zöchling(AUT)/J.Klingmann(DEU)	MRS GT-Racing(DEU)	BMW M6 GT3	7	1:26.892	0.761	0.014	150.3	9:04:57
26	18 A.de Leener(BEL)/K.Bachler(AUT)	KÜS TEAM75 Bernhard(DEU)	Porsche 911 GT3 R	5	1:26.902	0.771	0.010	150.3	9:01:03
27	3 N.Rogivue(CHE)(J)/F.Vervisch(BEL)	Aust Motorsport(DEU)	Audi R8 LMS	9	1:26.925	0.794	0.023	150.2	9:10:18
28	29 J.Dennis(GBR)/C.Mies(DEU)	MontaplastbyLand-Motorsport(DEU)	Audi R8 LMS	5	1:26.938	0.807	0.013	150.2	9:10:50
29	5 P.Ellis(GBR)(J)/M.Hofer(AUT)(J)	Phoenix Racing(DEU)	Audi R8 LMS	4	1:26.954	0.823	0.016	150.2	9:10:34
30	50 P.Geipel(DEU)/R.Frey(CHE)	YACO Racing(DEU)	Audi R8 LMS	4	1:27.046	0.915	0.092	150.0	8:51:49
31	24 M.Ortmann(DEU)(J)/M.Winkelhock(DEU)	BWT Mücke Motorsport(DEU)	Audi R8 LMS	6	1:27.059	0.928	0.013	150.0	9:07:58
32	35 J.Judek(DEU)(J)/J.Eriksson(SWE)	Team Rosberg(DEU)	Lamborghini Huracan GT3	6	1:27.190	1.059	0.131	149.8	9:05:41
33	11 E.Erhart(DEU)/P.Kaffer(DEU)	EFP by TECE(DEU)	Audi R8 LMS	8	1:27.299	1.168	0.109	149.6	8:57:51
34	4 R.Lips(CHE)(T)/M.Hackländer(DEU)	Aust Motorsport(DEU)	Audi R8 LMS	9	1:27.809	1.678	0.510	148.7	9:10:41
35	69 J.Slooten(DEU)(T)/L.Luhr(DEU)	IronForce by RING POLICE(DEU)	Porsche 911 GT3 R	5	1:27.935	1.804	0.126	148.5	9:02:41

Subject to final scrutineering!

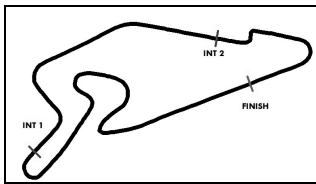
Publication time:	Clerk of the Course: Michael Bork	Timekeeper: Steffen Ruhl
-------------------	-----------------------------------	--------------------------

ver: 1.0

www.adac.de/motorsport

Page 1/1 printed: 4.8.2018 9:17





ADAC GT Masters

Sector List Qualifying 1

Provisional



Nürburgring, Length: 3629m

Air temperature: 24.76°C

Track temperature: 27.9°C

Weather condition: Dry

DMSB Reg. Nr.: DMSB 215/18

Saturday, August 4, 2018 8:45:00

Lap	Time	SE1	SP1	SE2	SP2	SE3	SP3	TSP	Lap	Time	SE1	SP1	SE2	SP2	SE3	SP3	TSP
1	Kirchhöfer, DEU / Keilwitz, DEU										theoretical besttime: 1:26.128						
1	4:21.166	3:23.478	104	30.226	147	27.462	159	147	6	1:26.334	43.648	136	21.580	240	21.106	192	240
2	1:52.656	53.426	110	27.681	177	31.549	59	177	7	1:26.305	43.751	137	21.644	240	20.910	193	240
3	14:55.809	14:05.898	127	22.649	237	27.262	191	237	8	1:34.774	46.721	120	25.725	180	22.328	193	180
4	1:26.832	44.095	137	21.711	240	21.026	193	240	9	1:38.192	43.947	138	21.630	241	32.615	59	241
5	1:26.315	43.658	136	21.757	240	20.900	192	240									

3	Rogivue, CHE / Vervisch, BEL										theoretical besttime: 1:26.813						
1	13:33.606	12:45.558	125	24.215	223	23.833	182	223	6	1:27.060	44.046	133	21.950	237	21.064	187	237
2	1:33.834	48.974	134	22.878	236	21.982	186	236	7	1:27.104	44.111	134	21.963	237	21.030	187	237
3	1:27.749	44.428	135	22.081	237	21.240	188	237	8	1:27.259	44.172	135	22.055	236	21.032	187	236
4	1:27.149	44.037	134	21.909	237	21.203	187	237	9	1:26.925	43.956	135	22.016	236	20.953	187	236
5	1:27.360	43.951	135	21.950	236	21.459	188	236	10	1:36.114	44.497	135	22.267	237	29.350	57	237

4	Lips, CHE / Hackländer, DEU										theoretical besttime: 1:27.738						
1	13:40.606	12:50.054	125	27.030	216	23.522	183	216	6	1:35.067	49.217	125	23.398	232	22.452	189	232
2	1:33.401	47.534	134	23.542	212	22.325	187	212	7	1:29.054	45.102	135	22.412	238	21.540	189	238
3	1:29.233	45.130	136	22.581	235	21.522	188	235	8	1:27.910	44.651	133	22.054	237	21.205	188	237
4	1:28.701	44.898	136	22.330	236	21.473	187	236	9	1:27.809	44.479	135	22.105	237	21.225	188	237
5	1:28.811	45.091	135	22.487	235	21.233	189	235	10	1:36.233	44.583	136	22.292	236	29.358	57	236

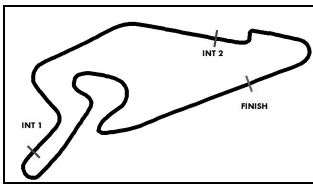
5	Ellis, GBR / Hofer, AUT										theoretical besttime: 1:26.954						
1	21:03.920	20:13.843	99	26.187	190	23.890	178	190	4	1:26.954	43.956	136	21.884	236	21.114	188	236
2	1:31.489	46.780	132	22.711	225	21.998	188	225	5	1:56.464	1:09.784	125	23.686	233	22.994	188	233
3	1:31.675	46.275	133	22.542	233	22.858	189	233	6	1:42.410	46.472	128	22.989	201	32.949	58	201

6	Tunjo, COL / Lukashevich, RUS										theoretical besttime: 1:26.489						
1	18:43.191	17:51.360	127	26.260	163	25.571	184	163	6	1:26.626	43.959	135	21.797	236	20.870	188	236
2	1:34.547	47.063	132	24.862	174	22.622	188	174	7	1:26.682	43.822	133	21.876	236	20.984	189	236
3	1:27.270	44.162	137	22.017	235	21.091	189	235	8	1:28.204	44.260	134	22.176	236	21.768	187	236
4	1:26.987	44.028	136	21.993	235	20.966	189	235	9	1:26.876	43.929	137	21.884	236	21.063	189	236
5	1:26.822	43.939	134	21.880	235	21.003	189	235									

7	Schwager, DEU / Ludwig, DEU										theoretical besttime: 1:26.559						
1	1:57.065	1:07.483	117	25.719	194	23.863	184	194	6	2:02.511	1:17.264	132	23.212	235	22.035	190	235
2	1:41.797	50.051	126	23.401	234	28.345	58	234	7	1:26.699	43.915	138	21.712	236	21.072	190	236
3	9:48.662	8:59.752	130	24.391	166	24.519	178	166	8	1:26.786	43.944	135	21.910	238	20.932	190	238
4	1:30.614	46.528	132	22.549	235	21.537	190	235	9	1:40.616	48.164	134	24.491	200	27.961	59	200
5	1:27.057	44.119	137	21.915	237	21.023	189	237									

8	Friedrich, DEU / Arnold, DEU										theoretical besttime: 1:26.477						
1	7:37.186	6:42.289	115	27.667	170	27.230	168	170	6	1:27.053	44.045	138	21.979	237	21.029	189	237
2	1:35.210	49.038	133	24.077	219	22.095	187	219	7	1:27.053	43.911	136	21.872	236	21.270	189	236
3	1:30.583	46.763	137	22.375	234	21.445	188	234	8	1:26.859	43.987	136	21.799	237	21.073	189	237
4	1:27.323	44.450	136	21.851	235	21.022	189	235	9	1:27.519	43.814	138	22.361	233	21.344	190	233
5	1:26.612	43.835	136	21.913	235	20.864	190	235	10	1:32.368	44.234	138	21.906	237	26.228	57	237

9	Dreyspring, DEU / Maggi, CHE										theoretical besttime: 1:26.494						
1	2:48.809	1:31.183	84	38.378	99	39.248	50	99	5	1:26.742	43.944	136	21.881	241	20.917	191	241
2	18:25.858	17:34.590	126	25.680	169	25.588	189	169	6	1:28.881	44.548	124	22.724	229	21.609	189	229
3	1:29.141	45.527	132	22.179	237	21.435	192	237	7	1:26.494	43.824	135	21.758	238	20.912	192	238
4	1:26.857	44.049	135	21.877	238	20.931	191	238	8	1:38.108	45.031	128	22.804	233	30.273	56	233



ADAC GT Masters



Sector List Qualifying 1

Provisional

Nürburgring, Length: 3629m

Air temperature: 24.76°C

Track temperature: 27.9°C

Weather condition: Dry

DMSB Reg. Nr.: DMSB 215/18

Saturday, August 4, 2018 8:45:00

Lap	Time	SE1	SP1	SE2	SP2	SE3	SP3	TSP	Lap	Time	SE1	SP1	SE2	SP2	SE3	SP3	TSP
21 Stolz, DEU / Asch, DEU										theoretical besttime: 1:26.069							
1	13:14.150	12:28.146	128	23.413	222	22.591	187	222	6	1:26.238	43.704	138	21.740	236	20.794	190	236
2	1:33.261	46.855	135	22.793	233	23.613	189	233	7	1:26.185	43.610	138	21.711	236	20.864	191	236
3	1:26.665	43.958	139	21.737	236	20.970	190	236	8	1:26.310	43.674	139	21.665	237	20.971	190	237
4	1:31.023	43.990	137	22.117	229	24.916	190	229	9	1:31.777	47.766	123	23.037	235	20.974	190	235
5	1:26.482	43.811	138	21.715	235	20.956	189	235	10	1:35.929	43.896	139	21.730	237	30.303	53	237

24 Ortmann, DEU / Winkelhock, DEU										theoretical besttime: 1:27.051							
1	2:32.130	1:11.320	108	42.355	99	38.455	56	99	7	1:27.433	44.274	133	21.981	237	21.178	188	237
2	14:36.011	13:51.350	99	23.113	234	21.548	187	234	8	1:27.287	44.144	133	22.020	237	21.123	187	237
3	1:28.486	44.767	132	22.324	236	21.395	188	236	9	1:32.621	44.182	133	22.231	182	26.208	189	182
4	1:27.380	44.300	133	22.038	237	21.042	188	237	10	1:27.658	44.287	133	22.201	235	21.170	189	235
5	1:27.265	44.173	132	22.045	236	21.047	188	236	11	1:27.456	44.267	133	22.037	237	21.152	187	237
6	1:27.059	44.028	133	21.986	236	21.045	188	236									

25 Feller, CHE / Haase, DEU										theoretical besttime: 1:26.263							
1	2:17.137	1:05.237	95	32.513	133	39.387	56	133	7	1:26.640	43.848	137	21.822	235	20.970	188	235
2	15:17.571	14:32.705	130	23.250	228	21.616	186	228	8	1:26.473	43.703	136	21.865	235	20.905	188	235
3	1:27.248	44.241	136	22.002	234	21.005	187	234	9	1:26.584	43.739	137	21.763	236	21.082	187	236
4	1:27.107	44.011	135	21.980	236	21.116	187	236	10	2:04.063	56.414	93	32.687	148	34.962	57	148
5	1:27.136	43.969	134	21.826	236	21.341	187	236	11								
6	1:26.275	43.605	136	21.753	236	20.917	187	236									

26 Schmidt, CHE / Mücke, DEU										theoretical besttime: 1:26.344							
1	3:17.516	1:56.521	94	42.860	94	38.135	57	94	6	1:31.133	44.000	135	23.019	188	24.114	189	188
2	15:06.701	14:21.115	130	23.220	228	22.366	187	228	7	1:27.058	44.059	137	21.794	237	21.205	189	237
3	1:29.393	45.668	132	22.389	236	21.336	189	236	8	1:30.972	44.978	125	23.943	234	22.051	189	234
4	1:26.658	44.092	137	21.670	238	20.896	190	238	9	1:39.362	52.850	107	24.328	228	22.184	190	228
5	1:26.406	43.794	136	21.732	238	20.880	190	238	10	1:35.253	44.135	134	21.957	234	29.161	57	234

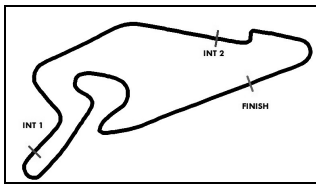
28 van der Linde, ZAF / van der Linde, ZAF										theoretical besttime: 1:26.084							
1	9:51.998	8:59.762	130	29.260	184	22.976	183	184	5	1:26.206	43.554	134	21.816	238	20.836	189	238
2	1:28.494	44.904	133	22.257	231	21.333	188	231	6	1:26.371	43.457	133	21.821	238	21.093	187	238
3	1:26.386	43.634	136	21.810	237	20.942	186	237	7	1:29.244	43.728	135	23.973	203	21.543	188	203
4	1:26.762	43.737	133	21.794	238	21.231	187	238	8	1:32.551	43.769	136	21.791	238	26.991	58	238

29 Dennis, GBR / Mies, DEU										theoretical besttime: 1:26.933							
1	19:46.722	19:00.925	127	23.321	230	22.476	182	230	5	1:26.938	44.019	135	21.860	237	21.059	187	237
2	1:33.033	46.625	125	22.517	216	23.891	187	216	6	1:31.346	44.562	129	22.635	236	24.149	188	236
3	1:35.721	46.950	97	26.121	208	22.650	188	208	7	1:27.097	44.127	133	21.905	236	21.065	186	236
4	1:27.206	44.211	134	21.877	236	21.118	188	236	8	1:27.064	44.110	134	21.855	236	21.099	187	236

33 Salaquarda, CZE / Stippler, DEU										theoretical besttime: 1:26.322							
1	17:48.471	16:54.429	123	25.284	166	28.758	183	166	6	1:26.801	43.859	135	21.747	241	21.195	189	241
2	1:30.928	46.964	135	22.409	237	21.555	189	237	7	1:26.389	43.643	133	21.740	239	21.006	189	239
3	1:29.929	44.406	134	22.990	144	22.533	190	144	8	1:26.675	43.855	135	21.673	240	21.147	190	240
4	1:26.710	43.900	136	21.692	240	21.118	190	240	9	1:34.360	43.906	134	21.819	239	28.635	57	239
5	1:28.680				239	21.220	189	239									

35 Judek, DEU / Eriksson, SWE										theoretical besttime: 1:27.076							
1	2:40.422	1:26.553	71	36.957	129	36.912	55	129	6	1:27.190	44.079	134	22.054	238	21.057	189	238
2	12:08.718	11:19.961	120	24.645	235	24.112	187	235	7	1:30.257	45.196	128	22.847	237	22.214	189	237
3	1:29.339	45.365	131	22.569	237	21.405	187	237	8	1:27.810	44.331	134	22.054	240	21.425	188	240
4	1:27.919	44.536	134	22.047	237	21.336	188	237	9	1:35.721	45.686	132	22.644	237	27.391	57	237
5	1:27.589	44.434	135	21.940	237	21.215	189	237									





ADAC GT Masters

Sector List Qualifying 1

Provisional



Nürburgring, Length: 3629m

Air temperature: 24.76°C

Track temperature: 27.9°C

Weather condition: Dry

DMSB Reg. Nr.: DMSB 215/18

Saturday, August 4, 2018 8:45:00

Lap	Time	SE1	SP1	SE2	SP2	SE3	SP3	TSP	Lap	Time	SE1	SP1	SE2	SP2	SE3	SP3	TSP
5	1:26.858	43.775	134	21.778	236	21.305	188	236	10	1:37.288	44.048	135	21.924	238	31.316	28	238

84 Assenheimer, DEU / Marciello, ITA

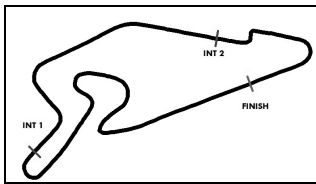
theoretical besttime: 1:26.553

1	3:14.896	2:16.198	107	31.083	168	27.615	170	168	6	1:33.687	44.201	134	22.000	234	27.486	59	234
2	1:43.124	49.453	132	27.460	122	26.211	190	122	7	8:45.071	7:59.158	128	23.734	185	22.179	189	185
3	1:27.304	44.487	134	21.905	235	20.912	188	235	8	1:34.645	44.104	137	23.442	152	27.099	190	152
4	1:26.789	44.059	135	21.721	236	21.009	189	236	9	1:36.524	44.108	136	22.890	206	29.526	59	206
5	1:26.690	43.924	134	21.717	235	21.049	188	235									

99 Renauer, DEU / Jaminet, FRA

theoretical besttime: 1:26.334

1	2:51.248	1:41.018	120	30.685	160	39.545	51	160	5	1:26.585	43.643	135	21.741	237	21.201	191	237
2	5:14.412	4:30.515	132	22.488	235	21.409	189	235	6	1:29.427	45.029	128	23.002	233	21.396	190	233
3	1:27.550	44.420	134	22.003	236	21.127	191	236	7	1:26.732	43.881	132	21.860	237	20.991	190	237
4	1:29.784	43.783	136	21.700	238	24.301	192	238	8	1:33.749	43.952	137	21.771	238	28.026	50	238



ADAC GT Masters

Top speed list Qualifying 1

Provisional



Nürburgring, Length: 3629m

Air temperature: 24.76°C

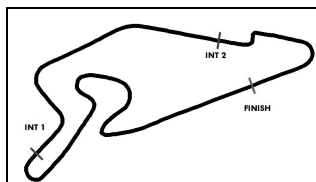
Track temperature: 27.9°C

Weather condition: Dry

DMSB Reg. Nr.: DMSB 215/18

Saturday, August 4, 2018 8:45:00

#	Name (NAT)	Team	Car name	Speed	Lap	Race time
43	Dennis Marschall (DEU)	BMW Team Schnitzer (DEU)	BMW M6 GT3	242.15	4	23:24.709
33	Filip Salaquarda (CZE)	Team ISR (CZE)	Audi R8 LMS	241.07	6	24:50.324
9	Christopher Dreyspring (DEU)	Honda Team Schubert Motorsport (DEU)	Honda NSX GT3	241.07	5	25:16.490
1	Marvin Kirshöfer (DEU)	Callaway Competition (DEU)	Corvette C7 GT3	241.07	9	29:35.768
35	Jonathan Judek (DEU)	Team Rosberg (DEU)	Lamborghini Huracan GT3	240.53	8	23:17.819
11	Elia Erhart (DEU)	EFP by TECE (DEU)	Audi R8 LMS	240.00	8	12:29.885
12	Florian Spengler (DEU)	EFP by TECE (DEU)	Audi R8 LMS	240.00	10	16:36.033
42	Mikkel Jensen (DEN)	BMW Team Schnitzer (DEU)	BMW M6 GT3	240.00	5	27:28.283
14	Christopher Zöchling (AUT)	MRS GT-Racing (DEU)	BMW M6 GT3	239.46	4	15:10.711
50	Philip Geipel (DEU)	YACO Racing (DEU)	Audi R8 LMS	238.93	4	6:27.411
63	Mirko Bortolotti (ITA)	ORANGE1 by GRT Grasser (AUT)	Lamborghini Huracan GT3	238.93	4	7:23.040
19	Ezequiel Perez Companc (ARG)	GRT Grasser-Racing-Team (AUT)	Lamborghini Huracan GT3	238.93	5	8:53.162
99	Robert Renauer (DEU)	Precote Herberth Motorsport (DEU)	Porsche 911 GT3 R	238.93	4	10:38.693
28	Sheldon van der Linde (ZAF)	Montaplast by Land-Motorsport (DEU)	Audi R8 LMS	238.93	4	13:52.409
47	Markus Pommer (DEU)	MANN-FILTER Team HTP Motorsport (DEU)	Mercedes-AMG GT3	238.93	9	15:09.487
13	Sven Barth (DEU)	RWT Racing (AUT)	Corvette C7 GT3	238.93	6	15:58.286
82	Rolf Ineichen (CHE)	GRT Grasser-Racing-Team (AUT)	Lamborghini Huracan GT3	238.93	9	17:30.187
26	Jeffrey Schmidt (CHE)	BWT Mücke Motorsport (DEU)	Audi R8 LMS	238.93	4	20:59.372
17	Timo Bernhard (DEU)	KÜS TEAM75 Bernhard (DEU)	Porsche 911 GT3 R	238.41	4	14:13.378
7	Dominik Schwager (DEU)	HB Racing (AUT)	Ferrari 488 GT3	238.41	8	21:00.259
4	Remo Lips (CHE)	Aust Motorsport (DEU)	Audi R8 LMS	238.41	7	22:23.333
24	Mike David Ortmann (DEU)	BWT Mücke Motorsport (DEU)	Audi R8 LMS	237.88	4	19:42.965
53	Aaro Vainio (FIN)	Team Rosberg (DEU)	Lamborghini Huracan GT3	237.88	5	19:47.937
3	Nikolaj Rogivue (CHE)	Aust Motorsport (DEU)	Audi R8 LMS	237.88	7	22:02.832
21	Luca Stolz (DEU)	Team ZAKSPEED BKK Mobil Oil Racing (DEU)	Mercedes-AMG GT3	237.88	8	23:09.343
29	Jake Dennis (GBR)	Montaplast by Land-Motorsport (DEU)	Audi R8 LMS	237.88	5	25:28.561
48	Indy Dontje (NLD)	MANN-FILTER Team HTP Motorsport (DEU)	Mercedes-AMG GT3	237.36	4	6:50.884
20	Nicolai Sylvest (DNK)	Team ZAKSPEED BKK Mobil Oil Racing (DEU)	Mercedes-AMG GT3	237.36	6	12:33.046
8	Christopher Friedrich (DEU)	SML CarWellness by CarCollection (DEU)	Mercedes-AMG GT3	237.36	6	14:42.938
18	Adrien de Leener (BEL)	KÜS TEAM75 Bernhard (DEU)	Porsche 911 GT3 R	236.84	4	14:14.967
69	Jan-Erik Slooten (DEU)	IronForce by RING POLICE (DEU)	Porsche 911 GT3 R	236.84	5	17:19.444
25	Ricardo Feller (CHE)	BWT Mücke Motorsport (DEU)	Audi R8 LMS	236.84	5	21:34.858
84	Patrick Assenheimer (DEU)	AutoArenA Motorsport (DEU)	Mercedes-AMG GT3	236.32	4	7:31.104
5	Philip Ellis (GBR)	Phoenix Racing (DEU)	Audi R8 LMS	236.32	4	25:12.924
6	Oscar Tunjo (COL)	Phoenix Racing (DEU)	Audi R8 LMS	236.32	6	25:44.573



ADAC GT Masters

Pit Stops Qualifying 1

Provisional



Nürburgring, Length: 3629m

Air temperature: 24.76°C

Track temperature: 27.9°C

Weather condition: Dry

DMSB Reg. Nr.: DMSB 215/18

Saturday, August 4, 2018 8:45:00

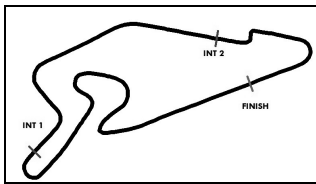
Nr	Driver in	Day time in	Time in	Driver out	Day time out	Time out	Nett Time
25	Ricardo Feller	8:47:13.205	2:13.173	Ricardo Feller	9:01:00.915	16:00.883	13:47.710
24	Mike David Ortmann	8:47:28.298	2:28.266	Mike David Ortmann	9:00:36.847	15:36.815	13:08.549
35	Jonathan Judek	8:47:36.406	2:36.374	Jonathan Judek	8:58:05.706	13:05.674	10:29.300
17	Timo Bernhard	8:47:37.617	2:37.585	Timo Bernhard	8:55:04.335	10:04.303	7:26.718
18	Adrien de Leener	8:47:39.608	2:39.576	Adrien de Leener	8:55:08.260	10:08.228	7:28.652
53	Aaro Vainio	8:47:42.551	2:42.519	Aaro Vainio	8:58:36.711	13:36.679	10:54.160
9	Christopher Dreyspring	8:47:44.400	2:44.368	Christopher Dreyspring	9:04:32.918	19:32.886	16:48.518
99	Robert Renauer	8:47:46.954	2:46.922	Robert Renauer	8:51:37.010	6:36.978	3:50.056
13	Sven Barth	8:48:08.885	3:08.853	Sven Barth	8:53:54.769	8:54.737	5:45.884
26	Jeffrey Schmidt	8:48:13.080	3:13.048	Jeffrey Schmidt	9:01:49.389	16:49.357	13:36.309
20	Nicolai Sylvest	8:48:32.834	3:32.802	Nicolai Sylvest	8:52:01.079	7:01.047	3:28.245
7	Dominik Schwager	8:48:35.087	3:35.055	Dominik Schwager	8:56:50.101	11:50.069	8:15.014
1	Marvin Kirchhöfer	8:51:10.074	6:10.042	Marvin Kirchhöfer	9:04:30.106	19:30.074	13:20.032
84	Patrick Assenheimer	8:55:48.752	10:48.720	Patrick Assenheimer	9:03:06.242	18:06.210	7:17.490
82	Rolf Ineichen	8:56:58.994	11:58.962	Rolf Ineichen	8:59:49.825	14:49.793	2:50.831
63	Mirko Bortolotti	8:57:16.608	12:16.576	Mirko Bortolotti	8:58:27.862	13:27.830	1:11.254
50	Philip Geipel	8:57:56.175	12:56.143	Philip Geipel	9:05:47.109	20:47.077	7:50.934
19	EzequielPerezCompanc	9:00:06.963	15:06.931	EzequielPerezCompanc	9:08:23.863	23:23.831	8:16.900
48	Indy Dontje	9:00:17.174	15:17.142				
99	Robert Renauer	9:01:55.120	16:55.088				
12	Florian Spengler	9:01:58.765	16:58.733				
47	Markus Pommer	9:02:11.166	17:11.134				
11	Elia Erhart	9:02:19.295	17:19.263				
20	Nicolai Sylvest	9:02:22.082	17:22.050				
13	Sven Barth	9:02:50.296	17:50.264	Sven Barth	9:07:47.201	22:47.169	4:56.905
63	Mirko Bortolotti	9:02:57.308	17:57.276				
82	Rolf Ineichen	9:04:23.854	19:23.822				
28	Sheldon van der Linde	9:05:04.214	20:04.182				
17	Timo Bernhard	9:05:22.746	20:22.714				
8	Christopher Friedrich	9:05:53.916	20:53.884				
18	Adrien de Leener	9:06:57.051	21:57.019				
84	Patrick Assenheimer	9:07:44.983	22:44.951				
14	Christopher Zöchling	9:07:53.850	22:53.818				
7	Dominik Schwager	9:07:58.030	22:57.998				
53	Aaro Vainio	9:08:07.546	23:07.514				
69	Jan-Erik Slooten	9:10:05.126	25:05.094				
35	Jonathan Judek	9:10:11.108	25:11.076				
19	EzequielPerezCompanc	9:11:26.629	26:26.597				
21	Luca Stolz	9:11:33.836	26:33.804				
43	Dennis Marschall	9:11:47.986	26:47.954				
3	Nikolaj Rogivue	9:11:50.321	26:50.289				
4	Remo Lips	9:12:12.564	27:12.532				
50	Philip Geipel	9:13:24.210	28:24.178				
5	Philip Ellis	9:14:09.134	29:09.102				
42	Mikkel Jensen	9:14:22.750	29:22.718				
33	Filip Salaquarda	9:14:34.932	29:34.900				
25	Ricardo Feller	9:14:42.423	29:42.391				
1	Marvin Kirchhöfer	9:15:04.649	30:04.617				

ver: 1.0

www.adac.de/motorsport

Page 1/2 printed: 4.8.2018 9:17





ADAC GT Masters

Pit Stops Qualifying 1

Provisional



Nürburgring, Length: 3629m

Air temperature: 24.76°C

Track temperature: 27.9°C

Weather condition: Dry

DMSB Reg. Nr.: DMSB 215/18

Saturday, August 4, 2018 8:45:00

Nr	Driver in	Day time in	Time in	Driver out	Day time out	Time out	Nett Time
9	Christopher Dreyspring	9:15:07.060	30:07.028				
13	Sven Barth	9:15:13.844	30:13.812				
26	Jeffrey Schmidt	9:15:26.643	30:26.611				