

# Spa Francorchamps International GT Open

## Race - 1

### Provisional Results



Cls	Nº	Entrant/Team	Nat	Driver 1	Nat	Status	Driver 2	Nat	Status	Vehicle	Cat	Cl	Laps	Total Time	Gap	Interval	Km/h	Best	Time	Km/h
1	51	Luzich Racing	USA	Alessandro Pier Guidi	ITA	Platinum	<b>Mikkel Mac</b>	DNK	Gold	Ferrari 488 GT3	PRO	1	30	1:11:08.468			177.2	17	2:17.996	182.7
2	63	Imperiale Racing	ITA	<b>Giovanni Venturini</b>	ITA	Gold	Jeroen Mul	NLD	Silver	Lamborghini Huracan GT3	PRO	2	30	1:11:12.948	4.480	4.480	177.0	27	2:19.006	181.3
3	25	Imperiale Racing	ITA	<b>Riccardo Agostini</b>	ITA	Gold	Rik Breukers	NLD	Silver	Lamborghini Huracan GT3	PRO	3	30	1:11:27.496	19.028	14.548	176.4	27	2:19.559	180.6
4	17	Senkyr Motorsport	CZE	<b>Richard Gonda</b>	SVK	Silver	Joel Ericksson	SWE	Silver	BMW M6 GT3	PRO	4	30	1:11:30.894	22.426	3.398	176.2	27	2:18.768	181.7
5	47	RACE / BMW Team Teo Martín	ESP	Fran Rueda	ESP	Silver	<b>Andrés Saravia</b>	GTM	Silver	BMW M6 GT3	PRO	5	30	1:11:49.754	41.286	18.860	175.5	14	2:17.655	183.1
6	52	Luzich Racing	USA	<b>Marco Cioci</b>	ITA	Gold	Matt Griffin	IRL	Gold	Ferrari 488 GT3	PRO	6	30	1:11:52.937	44.469	3.183	175.3	16	2:19.235	181.0
7	100	Autoclub Excelsior / Brussels	BEL	<b>Tim Verbergt</b>	BEL	Gold	Wolfgang Reip	BEL	Gold	Aston Martin Vantage GT3	PRO	7	30	1:12:04.013	55.545	11.076	174.9	14	2:18.887	181.5
8	6	Vincenzo Sospiri Racing	ITA	Edoardo Liberati	ITA	Silver	<b>Kang Ling</b>	CHN	Silver	Lamborghini Huracan GT3	PRO	8	30	1:12:06.334	57.866	2.321	174.8	7	2:20.101	179.9
9	20	SPS Automotive Performance	DEU	<b>Valentin Pierburg</b>	DEU	Bronze	Tom Onslow-Cole	GBR	Gold	Mercedes AMG GT3	PROAM	1	30	1:12:14.550	1:06.082	8.216	174.5	20	2:18.838	181.6
10	27	Daiko Lazarus Racing	ITA	Fabrizio Crestani	ITA	Silver	<b>Miguel Ramos</b>	PTR	Bronze	Lamborghini Huracan GT3	PROAM	2	30	1:12:20.192	1:11.724	5.642	174.2	14	2:18.842	181.6
11	11	RS Racing	ITA	Daniele Di Amato	ITA	Silver	<b>Andrea Montermini</b>	ITA	Gold	Ferrari 488 GT3	PRO	9	30	1:12:24.062	1:15.594	3.870	174.1	15	2:19.086	181.2
12	96	Optimum Motorsport	GBR	<b>Bradley Ellis</b>	GBR	Silver	Oliver Wilkinson	GBR	Bronze	Audi R8 LMS	PROAM	3	30	1:12:28.725	1:20.257	4.663	173.9	9	2:19.904	180.2
13	19	Imperiale Racing	ITA	Jiatong Liang	CHN	Bronze	<b>Raffaele Giammaria</b>	ITA	Gold	Lamborghini Huracan GT3	PROAM	4	30	1:12:49.386	1:40.918	20.661	173.1	4	2:20.275	179.7
14	90	Target Racing	ITA	<b>Alberto Di Folco</b>	ITA	Silver	Stefano Costantini	ITA	Bronze	Lamborghini Huracan GT3	PROAM	5	30	1:12:49.882	1:41.414	0.496	173.1	11	2:20.044	180.0
15	66	Vincenzo Sospiri Racing	ITA	Giulio Borlenghi	BRA	Bronze	<b>Andrzej Lewandowski</b>	POL	Bronze	Lamborghini Huracan GT3	AM	1	30	1:12:51.465	1:42.997	1.583	173.0	26	2:21.360	178.3
16	7	RACE / BMW Team Teo Martín	ESP	<b>Márcio Basso</b>	BRA	Bronze	Thiago Marques	BRA	Bronze	BMW M6 GT3	AM	2	30	1:13:03.159	1:54.691	11.694	172.5	17	2:20.034	180.0
17	16	Drivex School	ESP	<b>Marcelo Hahn</b>	BRA	Bronze	Allam Khodair	BRA	Gold	Mercedes AMG GT3	PROAM	6	30	1:13:26.357	2:17.889	23.198	171.6	15	2:19.035	181.3
18	99	Sports and You	PRT	<b>António Coimbra</b>	PRT	Bronze	Luis Silva	PRT	Bronze	Mercedes AMG GT3	AM	3	30	1:13:27.196	2:18.728	0.839	171.6	16	2:20.869	178.9
19	9	ARC Bratislava	SVK	<b>Miro Konôpka</b>	SVK	Bronze	Konstantins Calko	LVA	Bronze	Lamborghini Huracan GT3	AM	4	29	1:11:14.052	1 Lap	1 Lap	171.0	16	2:20.672	179.2
20	28	Daiko Lazarus Racing	ITA	<b>Toby Sowery</b>	GBR	Silver	Giuseppe Cipriani	ITA	Bronze	Lamborghini Huracan GT3	PROAM	7	28	1:07:51.904	2 Laps	1 Lap	173.3	5	2:20.209	179.8
21	333	Rinaldi Racing	DEU	Vadim Kogay	RUS	Bronze	<b>David Perel</b>	ZAF	Silver	Ferrari 488 GT3	PROAM	8	25	1:02:58.342	5 Laps	3 Laps	166.8	5	2:18.965	181.4
<b>Not classified: (Requirements: 75% of number laps of leader = 23 Laps)</b>																				
12	Ombra Racing	ITA	<b>Fernando Rees</b>	BRA	Gold	Damiano Fioravanti	ITA	Silver	Lamborghini Huracan GT3	PRO	10	19	46:48.762	11 Laps	6 Laps	170.5	9	2:21.299	178.4	
993	Rinaldi Racing	DEU	Rinat Salikhov	RUS	Bronze				Ferrari 488 GT3	AM	5	14	33:06.437	16 Laps	5 Laps	177.7	7	2:19.808	180.3	
71	Luzich Racing	USA	<b>Alexander West</b>	SWE	Bronze	Michele Rugolo	ITA	Gold	Ferrari 488 GT3	PROAM	9	8	20:26.420	22 Laps	6 Laps	164.4	7	2:23.141	176.1	
33	Rinaldi Racing	DEU	<b>Christian Hook</b>	DEU	Bronze	Steve Parrow	DEU	Bronze	Ferrari 488 GT3	AM	6	8	28:47.132	22 Laps	8:20.712	116.7	6	2:26.973	171.5	
3	RACE / BMW Team Teo Martín	ESP	<b>Lourenço Beirão da Veiga</b>	PRT	Silver	Juan Cruz Álvarez	ARG	Silver	BMW M6 GT3	PRO	11									

### Fastest lap Rueda - Saravia in 2:17.655 at 183.2 Km/h in lap 14

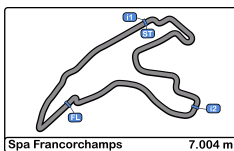
CAR 6 LESS TIME IN HANDICAP 3 SCS TIME PENALTY  
 CAR 9 5 SECONDS TIME PENALTY WILL BE ADDED TO RACE TIME TRACK LIMITS  
 5 SCS TIME PENALTY CAR 11 TRACK LIMITS  
 CAR 12 5 SECONDS TIME PENALTY CAUSING A COLLISION  
 CAR 16 10 SECONDS TIME PENALTY WILL BE ADDED TO RACE TIME INCIDENT T1  
 CAR 28 LESS TIME IN HANDICAP 1SCS TIME PENALTY  
 CAR 6 LESS TIME IN HANDICAP 2SCS TIME PENALTY  
 CAR 993 10 SECONDS TIME PENALTY WILL BE ADDED TO RACE TIME CAUSING A COLLISION

Published at:.....

Track Temp: 32.8 °C Air Temp: 23.4 °C Humidity: 68 % Track Status: DRY

Stewards:	Race Director:	Timekeeper:
-----------	----------------	-------------





**Spa Francorchamps**  
**International GT Open**



**Race - 1**

**Provisional Results by Class**

Cls	Nº	Entrant/Team	Nat	Driver 1	Nat	Status	Driver 2	Nat	Status	Vehicle	Cat	Cl	Laps	Total Time	Gap	Interval	Km/h	Best	Time	Km/h
<b>PRO</b>																				
1	51	Luzich Racing	USA	Alessandro Pier Guidi	ITA	Platinum	<b>Mikkel Mac</b>	DNK	Gold	Ferrari 488 GT3	PRO	1	30	1:11:08.468			177.2	17	2:17.996	182.7
2	63	Imperiale Racing	ITA	<b>Giovanni Venturini</b>	ITA	Gold	Jeroen Mul	NLD	Silver	Lamborghini Huracan GT3	PRO	2	30	1:11:12.948	4.480	4.480	177.0	27	2:19.006	181.3
3	25	Imperiale Racing	ITA	<b>Riccardo Agostini</b>	ITA	Gold	Rik Breukers	NLD	Silver	Lamborghini Huracan GT3	PRO	3	30	1:11:27.496	19.028	14.548	176.4	27	2:19.559	180.6
4	17	Senkyr Motorsport	CZE	<b>Richard Gonda</b>	SVK	Silver	Joel Ericksson	SWE	Silver	BMW M6 GT3	PRO	4	30	1:11:30.894	22.426	3.398	176.2	27	2:18.768	181.7
5	47	RACE / BMW Team Teo Martín	ESP	Fran Rueda	ESP	Silver	<b>Andrés Saravia</b>	GTM	Silver	BMW M6 GT3	PRO	5	30	1:11:49.754	41.286	18.860	175.5	14	2:17.655	183.1
6	52	Luzich Racing	USA	<b>Marco Cioci</b>	ITA	Gold	Matt Griffin	IRL	Gold	Ferrari 488 GT3	PRO	6	30	1:11:52.937	44.469	3.183	175.3	16	2:19.235	181.0
7	100	Autoclub Excelsior / Brussels	BEL	<b>Tim Verbergt</b>	BEL	Gold	Wolfgang Reip	BEL	Gold	Aston Martin Vantage GT3	PRO	7	30	1:12:04.013	55.545	11.076	174.9	14	2:18.887	181.5
8	6	Vincenzo Sospiri Racing	ITA	Edoardo Liberati	ITA	Silver	<b>Kang Ling</b>	CHN	Silver	Lamborghini Huracan GT3	PRO	8	30	1:12:06.334	57.866	2.321	174.8	7	2:20.101	179.9
9	11	RS Racing	ITA	Daniele Di Amato	ITA	Silver	<b>Andrea Montermini</b>	ITA	Gold	Ferrari 488 GT3	PRO	9	30	1:12:24.062	1:15.594	17.728	174.1	15	2:19.086	181.2
<b>Not classified: (Requirements: 75% of number laps of leader = 23 Laps)</b>																				
12		Ombra Racing	ITA	<b>Fernando Rees</b>	BRA	Gold	Damiano Fioravanti	ITA	Silver	Lamborghini Huracan GT3	PRO	10	19	46:48.762	11 Laps	11 Laps	170.5	9	2:21.299	178.4
3		RACE / BMW Team Teo Martín	ESP	<b>Lourenço Beirão da Veiga</b>	PRT	Silver	Juan Cruz Álvarez	ARG	Silver	BMW M6 GT3	PRO	11								
<b>PROAM</b>																				
1	20	SPS Automotive Performance	DEU	<b>Valentin Pierburg</b>	DEU	Bronze	Tom Onslow-Cole	GBR	Gold	Mercedes AMG GT3	PROAM	1	30	1:12:14.550			174.5	20	2:18.838	181.6
2	27	Daiko Lazarus Racing	ITA	Fabrizio Crestani	ITA	Silver	<b>Miguel Ramos</b>	PTR	Bronze	Lamborghini Huracan GT3	PROAM	2	30	1:12:20.192	1:11.724	5.642	174.2	14	2:18.842	181.6
3	96	Optimum Motorsport	GBR	<b>Bradley Ellis</b>	GBR	Silver	Oliver Wilkinson	GBR	Bronze	Audi R8 LMS	PROAM	3	30	1:12:28.725	1:20.257	8.533	173.9	9	2:19.904	180.2
4	19	Imperiale Racing	ITA	Jiatong Liang	CHN	Bronze	<b>Raffaele Giammaria</b>	ITA	Gold	Lamborghini Huracan GT3	PROAM	4	30	1:12:49.386	1:40.918	20.661	173.1	4	2:20.275	179.7
5	90	Target Racing	ITA	<b>Alberto Di Folco</b>	ITA	Silver	Stefano Costantini	ITA	Bronze	Lamborghini Huracan GT3	PROAM	5	30	1:12:49.882	1:41.414	0.496	173.1	11	2:20.044	180.0
6	16	Drivex School	ESP	<b>Marcelo Hahn</b>	BRA	Bronze	Allam Khodair	BRA	Gold	Mercedes AMG GT3	PROAM	6	30	1:13:26.357	2:17.889	36.475	171.6	15	2:19.035	181.3
7	28	Daiko Lazarus Racing	ITA	<b>Toby Sower</b>	GBR	Silver	Giuseppe Cipriani	ITA	Bronze	Lamborghini Huracan GT3	PROAM	7	28	1:07:51.904	2 Laps	2 Laps	173.3	5	2:20.209	179.8
8	333	Rinaldi Racing	DEU	Vadim Kogay	RUS	Bronze	<b>David Perel</b>	ZAF	Silver	Ferrari 488 GT3	PROAM	8	25	1:02:58.342	5 Laps	3 Laps	166.8	5	2:18.965	181.4
<b>Not classified: (Requirements: 75% of number laps of leader = 23 Laps)</b>																				
71		Luzich Racing	USA	<b>Alexander West</b>	SWE	Bronze	Michele Rugolo	ITA	Gold	Ferrari 488 GT3	PROAM	9	8	20:26.420	22 Laps	17 Laps	164.4	7	2:23.141	176.1
<b>AM</b>																				
1	66	Vincenzo Sospiri Racing	ITA	Giulio Borlenghi	BRA	Bronze	<b>Andrzej Lewandowski</b>	POL	Bronze	Lamborghini Huracan GT3	AM	1	30	1:12:51.465			173.0	26	2:21.360	178.3
2	7	RACE / BMW Team Teo Martín	ESP	<b>Márcio Basso</b>	BRA	Bronze	Thiago Marques	BRA	Bronze	BMW M6 GT3	AM	2	30	1:13:03.159	1:54.691	11.694	172.5	17	2:20.034	180.0
3	99	Sports and You	PRT	<b>António Coimbra</b>	PRT	Bronze	Luis Silva	PRT	Bronze	Mercedes AMG GT3	AM	3	30	1:13:27.196	2:18.728	24.037	171.6	16	2:20.869	178.9
4	9	ARC Bratislava	SVK	<b>Miro Konôpka</b>	SVK	Bronze	Konstantins Calko	LVA	Bronze	Lamborghini Huracan GT3	AM	4	29	1:11:14.052	1 Lap	1 Lap	171.0	16	2:20.672	179.2
<b>Not classified: (Requirements: 75% of number laps of leader = 23 Laps)</b>																				
993		Rinaldi Racing	DEU	Rinat Salikhov	RUS	Bronze				Ferrari 488 GT3	AM	5	14	33:06.437	16 Laps	15 Laps	177.7	7	2:19.808	180.3
33		Rinaldi Racing	DEU	<b>Christian Hook</b>	DEU	Bronze	Steve Parrow	DEU	Bronze	Ferrari 488 GT3	AM	6	8	28:47.132	22 Laps	6 Laps	116.7	6	2:26.973	171.5

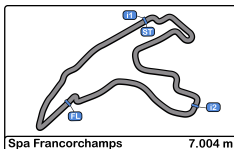
**Fastest lap Rueda - Saravia in 2:17.655 at 183.2 Km/h in lap 14**

Published at:.....

Track Temp: 32.8 °C    Air Temp: 23.4 °C    Humidity: 68 %    Track Status: DRY

<b>Stewards:</b>	<b>Race Director:</b>	<b>Timekeeper:</b>
------------------	-----------------------	--------------------





**Spa Francorchamps**  
**International GT Open**

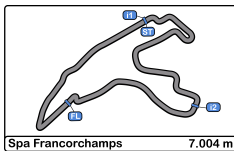
**Race - 1**

**Provisional Classification by Driver Fastest Lap**



Clas	Nº	Entrant/Team	Nat	Vehicle	Driver	Nat	Status	Cat	Clas	Laps	Best	Time	Gap	Interval	Km/h
1	47	RACE / BMW Team Teo Martín	ESP	BMW M6 GT3	Fran Rueda	ESP	Silver	PRO	1	18	2	2:17.655			183.1
2	51	Luzich Racing	USA	Ferrari 488 GT3	Alessandro Pier Guidi	ITA	Platinum	PRO	2	17	4	2:17.996	0.341	0.341	182.7
3	17	Senkyr Motorsport	CZE	BMW M6 GT3	Joel Ericksson	SWE	Silver	PRO	3	15	12	2:18.768	1.113	0.772	181.7
4	20	SPS Automotive Performance	DEU	Mercedes AMG GT3	Tom Onslow-Cole	GBR	Gold	PROAM	1	17	7	2:18.838	1.183	0.070	181.6
5	27	Daiko Lazarus Racing	ITA	Lamborghini Huracan GT3	Fabrizio Crestani	ITA	Silver	PROAM	2	18	2	2:18.842	1.187	0.004	181.6
6	100	Autoclub Excelsior / Brussels Ra	BEL	Aston Martin Vantage GT3	Wolfgang Reip	BEL	Gold	PRO	4	18	2	2:18.887	1.232	0.045	181.5
7	333	Rinaldi Racing	DEU	Ferrari 488 GT3	David Perel	ZAF	Silver	PROAM	3	18	5	2:18.965	1.310	0.078	181.4
8	63	Imperiale Racing	ITA	Lamborghini Huracan GT3	Jeroen Mul	NLD	Silver	PRO	5	15	12	2:19.006	1.351	0.041	181.3
9	16	Drivex School	ESP	Mercedes AMG GT3	Allam Khodair	BRA	Gold	PROAM	4	18	3	2:19.035	1.380	0.029	181.3
10	11	RS Racing	ITA	Ferrari 488 GT3	Daniele Di Amato	ITA	Silver	PRO	6	18	3	2:19.086	1.431	0.051	181.2
11	63	Imperiale Racing	ITA	Lamborghini Huracan GT3	Giovanni Venturini	ITA	Gold	PRO	7	15	11	2:19.100	1.445	0.014	181.2
12	51	Luzich Racing	USA	Ferrari 488 GT3	Mikkel Mac	DNK	Gold	PRO	8	13	7	2:19.117	1.462	0.017	181.2
13	52	Luzich Racing	USA	Ferrari 488 GT3	Matt Griffin	IRL	Gold	PRO	9	18	4	2:19.235	1.580	0.118	181.0
14	17	Senkyr Motorsport	CZE	BMW M6 GT3	Richard Gonda	SVK	Silver	PRO	10	15	5	2:19.447	1.792	0.212	180.8
15	25	Imperiale Racing	ITA	Lamborghini Huracan GT3	Rik Breukers	NLD	Silver	PRO	11	17	14	2:19.559	1.904	0.112	180.6
16	11	RS Racing	ITA	Ferrari 488 GT3	Andrea Montermini	ITA	Gold	PRO	12	12	9	2:19.595	1.940	0.036	180.6
17	993	Rinaldi Racing	DEU	Ferrari 488 GT3	Rinat Salikhov	RUS	Bronze	AM	1	14	7	2:19.808	2.153	0.213	180.3
18	96	Optimum Motorsport	GBR	Audi R8 LMS	Bradley Ellis	GBR	Silver	PROAM	5	17	9	2:19.904	2.249	0.096	180.2
19	7	RACE / BMW Team Teo Martín	ESP	BMW M6 GT3	Thiago Marques	BRA	Bronze	AM	2	18	5	2:20.034	2.379	0.130	180.0
20	90	Target Racing	ITA	Lamborghini Huracan GT3	Alberto Di Folco	ITA	Silver	PROAM	6	16	11	2:20.044	2.389	0.010	180.0
21	6	Vincenzo Sospiri Racing	ITA	Lamborghini Huracan GT3	Kang Ling	CHN	Silver	PRO	13	14	7	2:20.101	2.446	0.057	179.9
22	47	RACE / BMW Team Teo Martín	ESP	BMW M6 GT3	Andrés Saravia	GTM	Silver	PRO	14	12	6	2:20.143	2.488	0.042	179.9
23	90	Target Racing	ITA	Lamborghini Huracan GT3	Stefano Costantini	ITA	Bronze	PROAM	7	14	5	2:20.161	2.506	0.018	179.8
24	28	Daiko Lazarus Racing	ITA	Lamborghini Huracan GT3	Toby Sowery	GBR	Silver	PROAM	8	17	5	2:20.209	2.554	0.048	179.8
25	52	Luzich Racing	USA	Ferrari 488 GT3	Marco Cioci	ITA	Gold	PRO	15	12	6	2:20.215	2.560	0.006	179.8
26	19	Imperiale Racing	ITA	Lamborghini Huracan GT3	Raffaele Giammaria	ITA	Gold	PROAM	9	16	4	2:20.275	2.620	0.060	179.7
27	25	Imperiale Racing	ITA	Lamborghini Huracan GT3	Riccardo Agostini	ITA	Gold	PRO	16	13	10	2:20.281	2.626	0.006	179.7
28	6	Vincenzo Sospiri Racing	ITA	Lamborghini Huracan GT3	Edoardo Liberati	ITA	Silver	PRO	17	16	10	2:20.563	2.908	0.282	179.3
29	9	ARC Bratislava	SVK	Lamborghini Huracan GT3	Konstantfns Calko	LVA	Bronze	AM	3	17	4	2:20.672	3.017	0.109	179.2
30	99	Sports and You	PRT	Mercedes AMG GT3	António Coimbra	PRT	Bronze	AM	4	17	16	2:20.869	3.214	0.197	178.9
31	100	Autoclub Excelsior / Brussels Ra	BEL	Aston Martin Vantage GT3	Tim Verbergt	BEL	Gold	PRO	18	12	11	2:21.018	3.363	0.149	178.8
32	96	Optimum Motorsport	GBR	Audi R8 LMS	Oliver Wilkinson	GBR	Bronze	PROAM	10	13	5	2:21.062	3.407	0.044	178.7





Spa Francorchamps  
International GT Open

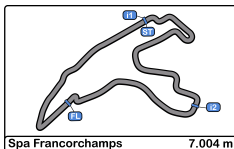
Race - 1

Provisional Classification by Driver Fastest Lap



Clas	Nº	Entrant/Team	Nat	Vehicle	Driver	Nat	Status	Cat	Clas	Laps	Best	Time	Gap	Interval	Km/h
33	27	Daiko Lazarus Racing	ITA	Lamborghini Huracan GT3	Miguel Ramos	PTR	Bronze	PROAM	11	12	10	2:21.176	3.521	0.114	178.6
34	12	Ombra Racing	ITA	Lamborghini Huracan GT3	Fernando Rees	BRA	Gold	PRO	19	14	9	2:21.299	3.644	0.123	178.4
35	66	Vincenzo Sospiri Racing	ITA	Lamborghini Huracan GT3	Giulio Borlenghi	BRA	Bronze	AM	5	14	10	2:21.360	3.705	0.061	178.3
36	12	Ombra Racing	ITA	Lamborghini Huracan GT3	Damiano Fioravanti	ITA	Silver	PRO	20	5	3	2:21.887	4.232	0.527	177.7
37	66	Vincenzo Sospiri Racing	ITA	Lamborghini Huracan GT3	Andrzej Lewandowski	POL	Bronze	AM	6	16	9	2:21.968	4.313	0.081	177.6
38	20	SPS Automotive Performance	DEU	Mercedes AMG GT3	Valentin Pierburg	DEU	Bronze	PROAM	12	13	9	2:22.066	4.411	0.098	177.4
39	99	Sports and You	PRT	Mercedes AMG GT3	Luis Silva	PRT	Bronze	AM	7	13	9	2:22.748	5.093	0.682	176.6
40	16	Drivex School	ESP	Mercedes AMG GT3	Marcelo Hahn	BRA	Bronze	PROAM	13	12	9	2:23.049	5.394	0.301	176.2
41	71	Luzich Racing	USA	Ferrari 488 GT3	Alexander West	SWE	Bronze	PROAM	14	8	7	2:23.141	5.486	0.092	176.1
42	19	Imperiale Racing	ITA	Lamborghini Huracan GT3	Jiatong Liang	CHN	Bronze	PROAM	15	14	8	2:23.343	5.688	0.202	175.9
43	28	Daiko Lazarus Racing	ITA	Lamborghini Huracan GT3	Giuseppe Cipriani	ITA	Bronze	PROAM	16	11	6	2:23.834	6.179	0.491	175.3
44	7	RACE / BMW Team Teo Martín	ESP	BMW M6 GT3	Márcio Basso	BRA	Bronze	AM	8	12	9	2:24.497	6.842	0.663	174.4
45	9	ARC Bratislava	SVK	Lamborghini Huracan GT3	Miro Konôpka	SVK	Bronze	AM	9	12	5	2:24.515	6.860	0.018	174.4
46	333	Rinaldi Racing	DEU	Ferrari 488 GT3	Vadim Kogay	RUS	Bronze	PROAM	17	7	6	2:25.420	7.765	0.905	173.3
47	33	Rinaldi Racing	DEU	Ferrari 488 GT3	Christian Hook	DEU	Bronze	AM	10	8	6	2:26.973	9.318	1.553	171.5





Spa Francorchamps  
International GT Open

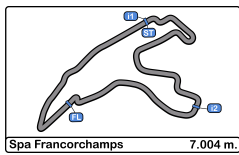
Race - 1

Distance and Speed Average



Cls	Nº	Entrant/Team	Nat	Driver 1	Nat	Status	Driver 2	Nat	Status	Vehicle	Cat	Cls	Laps	Distance	Total Time	Km/h
1	51	Luzich Racing	USA	Alessandro Pier Guidi	ITA	Platinum	<b>Mikkel Mac</b>	DNK	Gold	Ferrari 488 GT3	PRO	1	30	210.12	1:11:08.468	177.2
2	63	Imperiale Racing	ITA	<b>Giovanni Venturini</b>	ITA	Gold	Jeroen Mul	NLD	Silver	Lamborghini Huracan GT3	PRO	2	30	210.12	1:11:12.948	177.0
3	25	Imperiale Racing	ITA	<b>Riccardo Agostini</b>	ITA	Gold	Rik Breukers	NLD	Silver	Lamborghini Huracan GT3	PRO	3	30	210.12	1:11:27.496	176.4
4	17	Senkyr Motorsport	CZE	<b>Richard Gonda</b>	SVK	Silver	Joel Ericksson	SWE	Silver	BMW M6 GT3	PRO	4	30	210.12	1:11:30.894	176.2
5	47	RACE / BMW Team Teo Martín	ESP	Fran Rueda	ESP	Silver	<b>Andrés Saravia</b>	GTM	Silver	BMW M6 GT3	PRO	5	30	210.12	1:11:49.754	175.5
6	52	Luzich Racing	USA	<b>Marco Cioci</b>	ITA	Gold	Matt Griffin	IRL	Gold	Ferrari 488 GT3	PRO	6	30	210.12	1:11:52.937	175.3
7	100	Autoclub Excelsior / Brussels R	BEL	<b>Tim Verbergt</b>	BEL	Gold	Wolfgang Reip	BEL	Gold	Aston Martin Vantage GT3	PRO	7	30	210.12	1:12:04.013	174.9
8	6	Vincenzo Sospiri Racing	ITA	Edoardo Liberati	ITA	Silver	<b>Kang Ling</b>	CHN	Silver	Lamborghini Huracan GT3	PRO	8	30	210.12	1:12:06.334	174.8
9	20	SPS Automotive Performance	DEU	<b>Valentin Pierburg</b>	DEU	Bronze	Tom Onslow-Cole	GBR	Gold	Mercedes AMG GT3	PROAM	1	30	210.12	1:12:14.550	174.5
10	27	Daiko Lazarus Racing	ITA	Fabrizio Crestani	ITA	Silver	<b>Miguel Ramos</b>	PTR	Bronze	Lamborghini Huracan GT3	PROAM	2	30	210.12	1:12:20.192	174.2
11	11	RS Racing	ITA	Daniele Di Amato	ITA	Silver	<b>Andrea Montermini</b>	ITA	Gold	Ferrari 488 GT3	PRO	9	30	210.12	1:12:24.062	174.1
12	96	Optimum Motorsport	GBR	<b>Bradley Ellis</b>	GBR	Silver	Oliver Wilkinson	GBR	Bronze	Audi R8 LMS	PROAM	3	30	210.12	1:12:28.725	173.9
13	19	Imperiale Racing	ITA	Jiatong Liang	CHN	Bronze	<b>Raffaele Giammaria</b>	ITA	Gold	Lamborghini Huracan GT3	PROAM	4	30	210.12	1:12:49.386	173.1
14	90	Target Racing	ITA	<b>Alberto Di Folco</b>	ITA	Silver	Stefano Costantini	ITA	Bronze	Lamborghini Huracan GT3	PROAM	5	30	210.12	1:12:49.882	173.1
15	66	Vincenzo Sospiri Racing	ITA	Giulio Borlenghi	BRA	Bronze	<b>Andrzej Lewandowski</b>	POL	Bronze	Lamborghini Huracan GT3	AM	1	30	210.12	1:12:51.465	173.0
16	7	RACE / BMW Team Teo Martín	ESP	<b>Márcio Basso</b>	BRA	Bronze	Thiago Marques	BRA	Bronze	BMW M6 GT3	AM	2	30	210.12	1:13:03.159	172.5
17	16	Drivex School	ESP	<b>Marcelo Hahn</b>	BRA	Bronze	Allam Khodair	BRA	Gold	Mercedes AMG GT3	PROAM	6	30	210.12	1:13:26.357	171.6
18	99	Sports and You	PRT	<b>António Coimbra</b>	PRT	Bronze	Luis Silva	PRT	Bronze	Mercedes AMG GT3	AM	3	30	210.12	1:13:27.196	171.6
19	9	ARC Bratislava	SVK	<b>Miro Konôpka</b>	SVK	Bronze	Konstantīns Calko	LVA	Bronze	Lamborghini Huracan GT3	AM	4	29	203.11	1:11:14.052	171.0
20	28	Daiko Lazarus Racing	ITA	<b>Toby Sowery</b>	GBR	Silver	Giuseppe Cipriani	ITA	Bronze	Lamborghini Huracan GT3	PROAM	7	28	196.11	1:07:51.904	173.3
21	333	Rinaldi Racing	DEU	Vadim Kogay	RUS	Bronze	<b>David Perel</b>	ZAF	Silver	Ferrari 488 GT3	PROAM	8	25	175.10	1:02:58.342	166.8
<b>Not classified: (Requirements: 75% of number laps of leader = 23 Laps)</b>																
12		Ombra Racing	ITA	<b>Fernando Rees</b>	BRA	Gold	Damiano Fioravanti	ITA	Silver	Lamborghini Huracan GT3	PRO	10	19	133.07	46:48.762	170.5
993		Rinaldi Racing	DEU	Rinat Salikhov	RUS	Bronze				Ferrari 488 GT3	AM	5	14	98.05	33:06.437	177.7
71		Luzich Racing	USA	<b>Alexander West</b>	SWE	Bronze	Michele Rugolo	ITA	Gold	Ferrari 488 GT3	PROAM	9	8	56.03	20:26.420	164.4
33		Rinaldi Racing	DEU	<b>Christian Hook</b>	DEU	Bronze	Steve Parrow	DEU	Bronze	Ferrari 488 GT3	AM	6	8	56.03	28:47.132	116.7
3		RACE / BMW Team Teo Martín	ESP	<b>Lourenço Beirão da Veig</b>	PRT	Silver	Juan Cruz Álvarez	ARG	Silver	BMW M6 GT3	PRO	11				



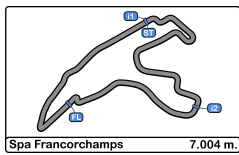


**Spa Francorchamps**  
**International GT Open**  
**Race - 1**  
**Lap Analysis**



3							7								
1 Lourenço Beirão da Veiga BMW M6 GT3							1 Márcio Basso BMW M6 GT3								
PRO 2 Juan Cruz Álvarez RACE / BMW Team Teo Martín							AM 2 Thiago Marques RACE / BMW Team Teo Martín								
Lap	D	Time	Sector 1	Sector 2	Sector 3	T. Spd	Elapsed	Lap	D	Time	Sector 1	Sector 2	Sector 3	T. Spd	Elapsed
1	1		44.938	1:06.633		261.5		1	1	2:38.797	51.326	1:08.815	38.656	230.7	2:38.797
6							1 Edoardo Liberati Lamborghini Huracan GT3								
PRO 2 Kang Ling Vincenzo Sospiri Racing							2 1 Thiago Marques RACE / BMW Team Teo Martín								
Lap	D	Time	Sector 1	Sector 2	Sector 3	T. Spd	Elapsed	Lap	D	Time	Sector 1	Sector 2	Sector 3	T. Spd	Elapsed
1	2	2:33.290	47.919	1:07.626	37.745	255.9	2:33.290	2	1	2:28.738	41.208	1:09.310	38.220	237.8	5:07.535
2	2	2:24.185	40.794	1:06.170	37.221	264.0	4:57.475	3	1	2:26.216	41.174	1:06.629	38.413	261.5	7:33.751
3	2	2:20.686	40.019	1:04.216	36.451	260.8	7:18.161	4	1	2:25.810	41.119	1:06.505	38.186	258.9	9:59.561
4	2	2:20.610	39.590	1:04.219	36.801	263.4	9:38.771	5	1	2:25.561	40.680	1:06.692	38.189	263.4	12:25.122
5	2	2:20.347	39.556	1:04.060	36.731	264.7	11:59.118	6	1	2:25.536	40.797	1:06.610	38.129	259.6	14:50.658
6	2	2:20.241	39.576	1:04.142	36.523	263.4	14:19.359	7	1	2:24.727	40.683	1:05.903	38.141	262.1	17:15.385
7	2	2:20.101	39.504	1:04.127	36.470	263.4	16:39.460	8	1	2:25.124	40.714	1:06.180	38.230	261.5	19:40.509
8	2	2:20.187	39.416	1:04.222	36.549	263.4	18:59.647	9	1	2:24.497	40.703	1:05.818	37.976	262.7	22:05.006
9	2	2:20.412	39.427	1:04.309	36.676	264.7	21:20.059	10	1	2:26.824	40.635	1:08.028	38.161	264.0	24:31.830
10	2	2:20.829	39.485	1:04.680	36.664	264.0	23:40.888	11	1	2:26.031	40.801	1:06.560	38.670	261.5	26:57.861
11	2	2:21.350	39.777	1:04.743	36.830	263.4	26:02.238	12	1	2:32.257 P	40.550	1:06.395	45.312	263.4	29:30.118
12	2	2:21.356	39.571	1:05.037	36.748	264.7	28:23.594	13	2	3:36.729	1:55.540	1:04.494	36.695	264.7	33:06.847
13	2	2:20.709	39.444	1:04.676	36.589	264.0	30:44.303	14	2	2:20.247	39.716	1:03.974	36.557	266.6	35:27.094
14	2	2:27.493 P	39.420	1:04.715	43.358	265.3	33:11.796	15	2	2:21.165	39.425	1:04.870	36.870	268.6	37:48.259
15	1	3:26.377	1:43.636	1:05.732	37.009	253.5	36:38.173	16	2	2:20.542	39.704	1:03.916	36.922	267.9	40:08.801
16	1	2:20.770	39.724	1:04.333	36.713	260.8	38:58.943	17	2	2:20.034	39.434	1:03.962	36.638	267.9	42:28.835
17	1	2:23.281	39.749	1:05.805	37.727	263.4	41:22.224	18	2	2:20.148	39.484	1:03.999	36.665	267.3	44:48.983
18	1	2:21.151	39.756	1:04.263	37.132	264.0	43:43.375	19	2	2:20.200	39.311	1:04.182	36.707	267.9	47:09.183
19	1	2:25.368	40.305	1:06.384	38.679	259.6	46:08.743	20	2	2:20.860	39.432	1:04.568	36.860	267.3	49:30.043
20	1	2:24.506	41.102	1:05.612	37.792	262.1	48:33.249	21	2	2:20.400	39.625	1:04.185	36.590	266.6	51:50.443
21	1	2:22.530	40.728	1:05.024	36.778	258.9	50:55.779	22	2	2:20.587	39.449	1:04.675	36.463	267.3	54:11.030
22	1	2:21.302	39.805	1:04.033	37.464	262.1	53:17.081	23	2	2:20.693	39.415	1:04.486	36.792	266.6	56:31.723
23	1	2:20.568	39.716	1:04.254	36.598	262.1	55:37.649	24	2	2:20.506	39.402	1:04.342	36.762	267.3	58:52.229
24	1	2:20.563	39.520	1:04.414	36.629	262.1	57:58.212	25	2	2:20.992	39.246	1:04.917	36.829	268.6	1:01:13.221
25	1	2:20.610	39.488	1:04.540	36.582	262.7	1:00:18.822	26	2	2:21.242	39.424	1:04.872	36.946	268.6	1:03:34.463
26	1	2:20.945	39.477	1:04.550	36.918	262.7	1:02:39.767	27	2	2:21.148	39.516	1:04.810	36.822	267.3	1:05:55.611
27	1	2:20.788	39.326	1:04.585	36.877	264.7	1:05:00.555	28	2	2:24.549	39.333	1:04.789	40.427	267.9	1:08:20.160
28	1	2:21.079	39.535	1:04.792	36.752	261.5	1:07:21.634	29	2	2:21.789	39.527	1:05.237	37.025	267.3	1:10:41.949
29	1	2:20.893	39.466	1:04.534	36.893	262.7	1:09:42.527	30	2	2:21.210	39.447	1:04.730	37.033	267.3	1:13:03.159
30	1	2:20.807	39.468	1:04.400	36.939	262.7	1:12:03.334								





**Spa Francorchamps**  
International GT Open  
Race - 1  
Lap Analysis



9

1 Miro Konôpka Lamborghini Huracan GT3 **11**

1 Daniele Di Amato Ferrari 488 GT3

AM 2 Konstantîns Calko

ARC Bratislava

PRO

2 Andrea Montermini

RS Racing

Lap	D	Time	Sector 1	Sector 2	Sector 3	T. Spd	Elapsed	Lap	D	Time	Sector 1	Sector 2	Sector 3	T. Spd	Elapsed
1	1	2:37.868	51.102	1:08.297	38.469	255.9	2:37.868	1	2	2:40.761	57.607	1:05.858	37.296	259.6	2:40.761
2	1	2:26.138	41.924	1:06.195	38.019	254.1	5:04.006	2	2	2:24.000	39.684	1:06.665	37.651	255.3	5:04.761
3	1	2:25.935	41.625	1:06.738	37.572	255.9	7:29.941	3	2	2:22.593	40.900	1:04.808	36.885	260.2	7:27.354
4	1	2:25.448	41.322	1:06.258	37.868	257.1	9:55.389	4	2	2:21.859	39.269	1:05.672	36.918	266.6	9:49.213
5	1	2:24.515	40.970	1:05.873	37.672	257.7	12:19.904	5	2	2:22.909	39.604	1:05.904	37.401	266.0	12:12.122
6	1	2:25.112	41.532	1:05.946	37.634	255.3	14:45.016	6	2	2:22.725	39.740	1:05.926	37.059	264.0	14:34.847
7	1	2:25.270	41.579	1:05.944	37.747	254.7	17:10.286	7	2	2:20.786	39.641	1:04.186	36.959	262.1	16:55.633
8	1	2:25.493	41.229	1:05.913	38.351	257.1	19:35.779	8	2	2:20.608	38.982	1:05.031	36.595	266.6	19:16.241
9	1	2:25.745	41.058	1:06.854	37.833	257.7	22:01.524	9	2	2:19.595	39.118	1:03.970	36.507	266.6	21:35.836
10	1	2:24.519	40.912	1:05.797	37.810	257.1	24:26.043	10	2	2:20.816	38.931	1:05.196	36.689	267.9	23:56.652
11	1	2:25.631	41.171	1:06.301	38.159	255.9	26:51.674	11	2	2:19.846	39.154	1:04.169	36.523	265.3	26:16.498
12	1	2:32.888 P	41.366	1:06.315	45.207	255.9	29:24.562	12	2	2:31.942 P	39.216	1:05.994	46.732	266.6	28:48.440
13	2	3:46.651	2:04.789	1:04.690	37.172	255.9	33:11.213	13	1	3:46.199	2:04.656	1:04.908	36.635	258.9	32:34.639
14	2	2:22.091	40.564	1:04.603	36.924	258.9	35:33.304	14	1	2:19.641	39.340	1:03.691	36.610	263.4	34:54.280
15	2	2:20.794	40.034	1:04.068	36.692	262.1	37:54.098	15	1	2:19.086	39.185	1:03.475	36.426	264.7	37:13.366
16	2	2:20.672	39.920	1:03.850	36.902	263.4	40:14.770	16	1	2:19.160	39.021	1:03.587	36.552	265.3	39:32.526
17	2	2:22.724	39.848	1:04.852	38.024	262.1	42:37.494	17	1	2:19.925	38.989	1:04.135	36.801	266.0	41:52.451
18	2	2:21.130	39.808	1:04.281	37.041	262.1	44:58.624	18	1	2:20.268	39.225	1:04.502	36.541	265.3	44:12.719
19	2	2:22.985	40.065	1:05.122	37.798	261.5	47:21.609	19	1	2:19.439	39.119	1:03.827	36.493	265.3	46:32.158
20	2	2:23.089	41.029	1:04.971	37.089	256.5	49:44.698	20	1	2:19.389	38.991	1:04.062	36.336	265.3	48:51.547
21	2	2:22.124	40.147	1:04.940	37.037	260.2	52:06.822	21	1	2:21.338	39.159	1:05.280	36.899	266.6	51:12.885
22	2	2:23.107	40.256	1:05.953	36.898	250.5	54:29.929	22	1	2:19.732	39.219	1:04.203	36.310	265.3	53:32.617
23	2	2:22.995	39.936	1:05.891	37.168	255.3	56:52.924	23	1	2:20.644	39.376	1:04.494	36.774	264.7	55:53.261
24	2	2:21.797	40.133	1:04.755	36.909	260.8	59:14.721	24	1	2:20.001	39.034	1:04.408	36.559	266.0	58:13.262
25	2	2:22.347	40.485	1:04.913	36.949	259.6	1:01:37.068	25	1	2:21.285	39.908	1:04.696	36.681	260.8	1:00:34.547
26	2	2:22.356	40.195	1:05.078	37.083	261.5	1:03:59.424	26	1	2:21.745	39.307	1:05.294	37.144	266.0	1:02:56.292
27	2	2:21.924	40.153	1:04.763	37.008	261.5	1:06:21.348	27	1	2:22.220	39.102	1:06.328	36.790	267.9	1:05:18.512
28	2	2:22.686	40.277	1:05.153	37.256	259.6	1:08:44.034	28	1	2:20.426	39.076	1:04.582	36.768	264.7	1:07:38.938
29	2	2:25.018	40.530	1:05.537	38.951	260.2	1:11:09.052	29	1	2:19.878	39.076	1:04.266	36.536	266.0	1:09:58.816
30	1	2:20.246	39.105	1:04.523	36.618	266.0	1:12:19.062								

12

1 Fernando Rees Lamborghini Huracan GT3

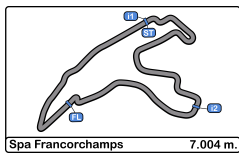
PRO

2 Damiano Fioravanti

Ombra Racing

Lap	D	Time	Sector 1	Sector 2	Sector 3	T. Spd	Elapsed
1	1	2:36.671	50.715	1:08.076	37.880	249.4	2:36.671
2	1	2:25.873	39.929	1:07.274	38.670	267.3	5:02.544
3	1	2:22.807	39.610	1:05.905	37.292	263.4	7:25.351
4	1	2:23.148	39.762	1:05.741	37.645	267.9	9:48.499
5	1	2:24.151	40.423	1:06.400	37.328	252.3	12:12.650
6	1	2:23.156	40.036	1:05.985	37.135	266.6	14:35.806
7	1	2:22.905	39.847	1:05.618	37.440	266.0	16:58.711
8	1	2:21.641	39.734	1:05.063	36.844	265.3	19:20.352
9	1	2:21.299	39.565	1:04.847	36.887	266.0	21:41.651
10	1	2:21.313	39.595	1:04.836	36.882	266.6	24:02.964
11	1	2:21.879	39.567	1:05.144	37.168	265.3	26:24.843
12	1	2:22.021	39.664	1:05.459	36.898	266.0	28:46.864
13	1	2:22.721	40.067	1:05.345	37.309	264.7	31:09.585
14	1	2:29.155 P	39.630	1:05.222	44.303	266.6	33:38.740
15	2	3:28.411	1:45.657	1:04.572	38.182	260.2	37:07.151
16	2	2:21.897	40.476	1:04.547	36.874	264.0	39:29.048
17	2	2:21.887	39.868	1:05.144	36.875	264.7	41:50.935
18	2	2:22.520	39.829	1:04.997	37.694	264.0	44:13.455
19	2	2:30.307 P	39.903	1:04.991	45.413	264.7	46:43.762





**Spa Francorchamps**  
**International GT Open**  
**Race - 1**  
**Lap Analysis**



16

1 Marcelo Hahn

Mercedes AMG GT3

17

1 Richard Gonda

BMW M6 GT3

PROAM

2 Allam Khodair

Drivex School

PRO

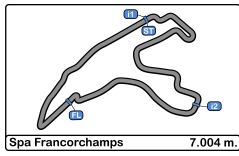
2 Joel Ericksson

Senkyr Motorsport

Lap	D	Time	Sector 1	Sector 2	Sector 3	T. Spd	Elapsed	Lap	D	Time	Sector 1	Sector 2	Sector 3	T. Spd	Elapsed
1	1	2:35.403	48.764	1:08.410	38.229	258.9	2:35.403	1	1	2:25.560	43.468	1:05.568	36.524	264.7	2:25.560
2	1	2:24.823	40.430	1:07.074	37.319	260.2	5:00.226	2	1	2:20.193	39.536	1:04.207	36.450	265.3	4:45.753
3	1	2:23.415	40.169	1:06.018	37.228	264.0	7:23.641	3	1	2:19.978	39.457	1:03.941	36.580	265.3	7:05.731
4	1	2:23.556	40.348	1:05.963	37.245	262.1	9:47.197	4	1	2:19.644	39.321	1:03.840	36.483	266.6	9:25.375
5	1	2:23.427	40.338	1:05.880	37.209	260.8	12:10.624	5	1	2:19.447	39.274	1:03.860	36.313	266.6	11:44.822
6	1	2:23.806	40.825	1:06.113	36.868	261.5	14:34.430	6	1	2:19.736	39.298	1:04.042	36.396	267.3	14:04.558
7	1	2:24.843	40.141	1:06.742	37.960	240.5	16:59.273	7	1	2:20.186	39.235	1:04.568	36.383	266.0	16:24.744
8	1	3:12.148	1:28.535	1:05.814	37.799	255.9	20:11.421	8	1	2:19.996	39.246	1:04.233	36.517	266.6	18:44.740
9	1	2:23.049	40.089	1:05.745	37.215	259.6	22:34.470	9	1	2:19.880	39.209	1:04.161	36.510	266.6	21:04.620
10	1	2:23.543	40.184	1:05.862	37.497	260.2	24:58.013	10	1	2:19.632	39.199	1:04.063	36.370	266.0	23:24.252
11	1	2:24.328	40.596	1:06.241	37.491	258.9	27:22.341	11	1	2:19.597	39.204	1:04.017	36.376	266.0	25:43.849
12	1	2:31.401 P	40.493	1:06.097	44.811	258.9	29:53.742	12	1	2:20.087	39.198	1:04.393	36.496	266.6	28:03.936
13	2	3:36.090	1:54.912	1:04.581	36.597	257.7	33:29.832	13	1	2:19.807	39.042	1:04.361	36.404	266.6	30:23.743
14	2	2:19.637	39.486	1:03.740	36.411	262.7	35:49.469	14	1	2:20.115	39.164	1:04.470	36.481	266.6	32:43.858
15	2	2:19.035	39.171	1:03.583	36.281	264.7	38:08.504	15	1	2:26.100 P	39.174	1:04.427	42.499	265.3	35:09.958
16	2	2:19.447	39.181	1:03.852	36.414	265.3	40:27.951	16	2	3:50.896	2:10.637	1:03.864	36.395	264.0	39:00.854
17	2	2:19.507	39.227	1:03.922	36.358	264.7	42:47.458	17	2	2:21.107	39.213	1:04.829	37.065	267.3	41:21.961
18	2	2:19.505	39.154	1:03.965	36.386	264.0	45:06.963	18	2	2:19.378	39.106	1:03.661	36.611	266.6	43:41.339
19	2	2:20.859	39.048	1:05.355	36.456	266.0	47:27.822	19	2	2:18.808	39.177	1:03.226	36.405	265.3	46:00.147
20	2	2:19.302	39.429	1:04.363	35.510	264.7	49:47.124	20	2	2:19.066	39.037	1:03.608	36.421	266.0	48:19.213
21	2	2:20.488	39.321	1:04.555	36.612	265.3	52:07.612	21	2	2:19.199	39.215	1:03.474	36.510	264.7	50:38.412
22	2	2:20.551	39.508	1:04.493	36.550	264.7	54:28.163	22	2	2:18.939	39.165	1:03.344	36.430	265.3	52:57.351
23	2	2:20.679	39.143	1:04.588	36.948	264.7	56:48.842	23	2	2:19.094	39.163	1:03.501	36.430	266.0	55:16.445
24	2	2:20.489	39.243	1:04.570	36.676	264.0	59:09.331	24	2	2:18.973	39.104	1:03.375	36.494	266.0	57:35.418
25	2	2:20.535	39.133	1:04.783	36.619	265.3	1:01:29.866	25	2	2:19.168	39.059	1:03.697	36.412	266.0	59:54.586
26	2	2:20.218	39.196	1:04.341	36.681	266.0	1:03:50.084	26	2	2:19.394	39.069	1:03.751	36.574	266.0	1:02:13.980
27	2	2:20.904	39.174	1:04.882	36.848	265.3	1:06:10.988	27	2	2:18.768	38.938	1:03.410	36.420	267.9	1:04:32.748
28	2	2:21.344	39.249	1:05.224	36.871	264.7	1:08:32.332	28	2	2:19.200	39.093	1:03.654	36.453	266.6	1:06:51.948
29	2	2:21.380	39.260	1:04.919	37.201	265.3	1:10:53.712	29	2	2:19.275	39.183	1:03.557	36.535	265.3	1:09:11.223
30	2	2:22.645	41.011	1:05.029	36.605	258.9	1:13:16.357	30	2	2:19.671	39.194	1:04.005	36.472	266.6	1:11:30.894







**Spa Francorchamps**  
**International GT Open**  
**Race - 1**  
**Lap Analysis**



**19**

1 Jiatong Liang

Lamborghini Huracan GT3

**20**

1 Valentin Pierburg

Mercedes AMG GT3

PROAM

2 Raffaele Giammaria

Imperiale Racing

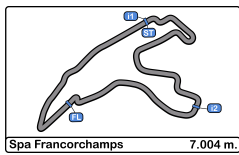
PROAM

2 Tom Onslow-Cole

SPS Automotive Performance

Lap	D	Time	Sector 1	Sector 2	Sector 3	T. Spd	Elapsed	Lap	D	Time	Sector 1	Sector 2	Sector 3	T. Spd	Elapsed
1	2	2:31.779	46.155	1:07.169	38.455	259.6	2:31.779	1	1	2:34.620	48.548	1:08.081	37.991	262.7	2:34.620
2	2	2:21.403	40.011	1:04.633	36.759	262.7	4:53.182	2	1	2:24.857	40.887	1:06.334	37.636	261.5	4:59.477
3	2	2:20.678	39.806	1:04.274	36.598	264.0	7:13.860	3	1	2:22.738	40.307	1:05.291	37.140	262.7	7:22.215
4	2	<b>2:20.275</b>	39.497	1:04.259	<b>36.519</b>	265.3	9:34.135	4	1	2:22.953	40.011	1:05.321	37.621	264.7	9:45.168
5	2	2:20.504	39.564	1:04.400	36.540	265.3	11:54.639	5	1	2:22.375	40.270	1:04.994	37.111	263.4	12:07.543
6	2	2:20.392	39.489	<b>1:04.072</b>	36.831	264.0	14:15.031	6	1	2:22.518	40.080	1:04.698	37.740	261.5	14:30.061
7	2	2:21.162	39.467	1:04.898	36.797	265.3	16:36.193	7	1	2:22.910	40.239	1:04.962	37.709	261.5	16:52.971
8	2	2:20.811	39.565	1:04.667	36.579	264.7	18:57.004	8	1	2:24.589	41.407	1:05.929	37.253	260.8	19:17.560
9	2	2:20.384	<b>39.384</b>	1:04.352	36.648	265.3	21:17.388	9	1	2:22.066	40.080	1:04.694	37.292	262.1	21:39.626
10	2	2:20.732	39.492	1:04.320	36.920	264.0	23:38.120	10	1	2:22.242	40.022	1:04.967	37.253	262.1	24:01.868
11	2	2:21.872	39.448	1:05.254	37.170	266.0	25:59.992	11	1	2:22.129	40.034	1:04.814	37.281	261.5	26:23.997
12	2	2:21.293	39.808	1:04.476	37.009	262.1	28:21.285	12	1	2:22.535	40.124	1:05.089	37.322	262.1	28:46.532
13	2	2:20.775	39.703	1:04.439	36.633	262.7	30:42.060	13	1	2:29.314 P	40.113	1:05.234	43.967	260.8	31:15.846
14	2	2:21.451	39.695	1:04.974	36.782	264.7	33:03.511	14	2	3:28.902	1:47.097	1:04.971	36.834	258.3	34:44.748
15	2	2:20.935	39.505	1:04.458	36.972	264.0	35:24.446	15	2	2:21.788	39.950	1:04.879	36.959	261.5	37:06.536
16	2	2:28.812 P	39.690	1:04.766	44.356	262.7	37:53.258	16	2	2:19.018	39.304	1:03.455	36.259	264.0	39:25.554
17	1	3:30.548	1:45.071	1:07.327	38.150	252.9	41:23.806	17	2	2:19.051	39.438	1:03.477	36.136	263.4	41:44.605
18	1	2:25.278	40.884	1:05.904	38.490	259.6	43:49.084	18	2	2:19.328	39.447	1:03.662	36.219	264.7	44:03.933
19	1	2:25.694	40.801	1:06.228	38.665	258.9	46:14.778	19	2	2:21.379	39.430	1:04.539	37.410	266.6	46:25.312
20	1	2:24.711	40.733	1:06.146	37.832	258.3	48:39.489	20	2	<b>2:18.838</b>	39.392	<b>1:03.411</b>	<b>36.035</b>	264.0	48:44.150
21	1	2:26.472	40.511	1:07.212	38.749	257.7	51:05.961	21	2	2:19.962	39.340	1:04.032	36.590	265.3	51:04.112
22	1	2:25.697	40.543	1:06.793	38.361	258.9	53:31.658	22	2	2:19.944	39.377	1:04.135	36.432	266.0	53:24.056
23	1	2:24.797	40.656	1:06.349	37.792	260.2	55:56.455	23	2	2:22.589	<b>39.197</b>	1:05.872	37.520	269.3	55:46.645
24	1	2:23.343	40.056	1:05.644	37.643	261.5	58:19.798	24	2	2:19.549	39.368	1:03.625	36.556	264.7	58:06.194
25	1	2:24.691	40.226	1:06.242	38.223	258.9	1:00:44.489	25	2	2:21.313	40.021	1:04.461	36.831	264.0	1:00:27.507
26	1	2:23.920	40.304	1:05.826	37.790	259.6	1:03:08.409	26	2	2:20.897	39.506	1:04.260	37.131	264.7	1:02:48.404
27	1	2:23.635	40.135	1:06.035	37.465	258.3	1:05:32.044	27	2	2:21.200	39.884	1:04.602	36.714	264.0	1:05:09.604
28	1	2:25.262	40.247	1:07.165	37.850	258.9	1:07:57.306	28	2	2:20.772	39.727	1:04.585	36.460	262.1	1:07:30.376
29	1	2:25.472	40.309	1:06.656	38.507	259.6	1:10:22.778	29	2	2:21.031	39.595	1:04.675	36.761	264.7	1:09:51.407
30	1	2:26.608	40.426	1:06.726	39.456	256.5	1:12:49.386	30	2	2:23.143	39.783	1:05.734	37.626	264.0	1:12:14.550



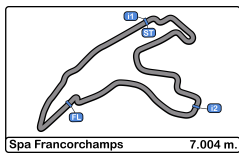


**Spa Francorchamps**  
**International GT Open**  
**Race - 1**  
**Lap Analysis**



25							27								
1 Riccardo Agostini							1 Fabrizio Crestani								
Lamborghini Huracan GT3							Lamborghini Huracan GT3								
PRO							PROAM								
2 Rik Breukers							2 Miguel Ramos								
Imperiale Racing							Daiko Lazarus Racing								
Lap	D	Time	Sector 1	Sector 2	Sector 3	T. Spd	Elapsed	Lap	D	Time	Sector 1	Sector 2	Sector 3	T. Spd	Elapsed
1	1	2:26.769	43.972	1:06.013	36.784	262.1	2:26.769	1	2	2:34.517	47.952	1:08.126	38.439	262.1	2:34.517
2	1	2:20.517	39.755	1:04.118	36.644	262.1	4:47.286	2	2	2:23.569	40.389	1:05.871	37.309	264.0	4:58.086
3	1	2:20.540	39.757	1:04.010	36.773	262.1	7:07.826	3	2	2:23.305	40.191	1:06.228	36.886	255.3	7:21.391
4	1	2:21.355	40.047	1:04.714	36.594	261.5	9:29.181	4	2	2:22.865	39.943	1:05.896	37.026	264.0	9:44.256
5	1	2:20.505	39.898	1:03.989	36.618	264.0	11:49.686	5	2	2:21.944	39.864	1:05.128	36.952	266.0	12:06.200
6	1	2:20.397	39.681	1:04.016	36.700	262.7	14:10.083	6	2	2:21.808	39.800	1:05.085	36.923	264.0	14:28.008
7	1	2:20.301	39.625	1:03.898	36.778	262.1	16:30.384	7	2	2:21.235	39.701	1:04.729	36.805	265.3	16:49.243
8	1	2:20.492	39.627	1:04.121	36.744	262.7	18:50.876	8	2	2:21.298	39.864	1:04.734	36.700	264.0	19:10.541
9	1	2:20.663	39.658	1:04.032	36.973	262.1	21:11.539	9	2	2:21.545	39.776	1:04.842	36.927	264.7	21:32.086
10	1	2:20.281	39.627	1:03.975	36.679	262.1	23:31.820	10	2	2:21.176	39.823	1:04.557	36.796	265.3	23:53.262
11	1	2:20.523	39.583	1:04.222	36.718	262.7	25:52.343	11	2	2:21.735	39.731	1:05.282	36.722	264.7	26:14.997
12	1	2:21.672	39.560	1:04.954	37.158	262.7	28:14.015	12	2	2:32.805 P	39.720	1:06.691	46.394	264.0	28:47.802
13	1	2:27.630 P	40.235	1:04.412	42.983	260.2	30:41.645	13	1	3:39.431	1:59.140	1:04.183	36.108	260.8	32:27.233
14	2	3:23.829	1:43.442	1:03.828	36.559	258.9	34:05.474	14	1	2:18.842	39.089	1:03.592	36.161	266.0	34:46.075
15	2	2:20.790	40.113	1:04.156	36.521	264.0	36:26.264	15	1	2:20.914	39.305	1:04.719	36.890	267.9	37:06.989
16	2	2:20.291	39.696	1:03.982	36.613	264.0	38:46.555	16	1	2:20.086	39.212	1:04.345	36.529	267.9	39:27.075
17	2	2:19.820	39.549	1:03.678	36.593	264.0	41:06.375	17	1	2:19.272	39.121	1:03.900	36.251	267.9	41:46.347
18	2	2:19.944	39.557	1:03.808	36.579	263.4	43:26.319	18	1	2:19.758	39.088	1:04.177	36.493	267.9	44:06.105
19	2	2:19.682	39.519	1:03.628	36.535	262.7	45:46.001	19	1	2:20.034	39.171	1:04.377	36.486	268.6	46:26.139
20	2	2:19.796	39.390	1:03.939	36.467	264.7	48:05.797	20	1	2:21.549	40.274	1:04.666	36.609	263.4	48:47.688
21	2	2:19.658	39.421	1:03.674	36.563	263.4	50:25.455	21	1	2:20.707	39.191	1:04.746	36.770	266.6	51:08.395
22	2	2:19.846	39.582	1:03.717	36.547	262.1	52:45.301	22	1	2:20.911	39.212	1:04.900	36.799	267.9	53:29.306
23	2	2:19.635	39.331	1:03.745	36.559	264.0	55:04.936	23	1	2:20.699	39.159	1:04.939	36.601	268.6	55:50.005
24	2	2:19.769	39.382	1:03.879	36.508	263.4	57:24.705	24	1	2:22.293	39.158	1:05.615	37.520	267.3	58:12.298
25	2	2:19.888	39.286	1:04.064	36.538	263.4	59:44.593	25	1	2:20.812	39.343	1:04.815	36.654	267.9	1:00:33.110
26	2	2:20.655	39.275	1:04.410	36.970	265.3	1:02:05.248	26	1	2:22.275	39.819	1:05.714	36.742	265.3	1:02:55.385
27	2	2:19.559	39.284	1:03.795	36.480	264.7	1:04:24.807	27	1	2:23.535	39.413	1:07.396	36.726	270.6	1:05:18.920
28	2	2:19.686	39.585	1:03.644	36.457	263.4	1:06:44.493	28	1	2:20.800	39.086	1:04.862	36.852	267.3	1:07:39.720
29	2	2:20.573	39.436	1:04.157	36.980	262.7	1:09:05.066	29	1	2:20.467	39.030	1:04.602	36.835	269.3	1:10:00.187
30	2	2:22.430	39.992	1:04.709	37.729	262.1	1:11:27.496	30	1	2:20.005	39.137	1:04.370	36.498	267.9	1:12:20.192





**Spa Francorchamps**  
**International GT Open**  
**Race - 1**  
**Lap Analysis**



**28**

1 Toby Sowery Lamborghini Huracan GT3 **47**

1 Fran Rueda BMW M6 GT3

PROAM 2 Giuseppe Cipriani Daiko Lazarus Racing PRO 2 Andrés Saravia RACE / BMW Team Teo Martín

Lap	D	Time	Sector 1	Sector 2	Sector 3	T. Spd	Elapsed	Lap	D	Time	Sector 1	Sector 2	Sector 3	T. Spd	Elapsed
1	1	2:30.667	45.945	1:06.740	37.982	255.9	2:30.667	1	2	2:32.492	45.303	1:06.909	40.280	252.3	2:32.492
2	1	2:20.868	39.471	1:04.519	36.878	267.3	4:51.535	2	2	2:22.695	40.792	1:05.256	36.647	263.4	4:55.187
3	1	2:20.587	39.298	1:04.593	36.696	267.3	7:12.122	3	2	2:20.818	39.753	1:04.682	36.383	264.0	7:16.005
4	1	2:20.394	39.304	1:04.554	36.536	267.9	9:32.516	4	2	2:20.592	39.588	1:04.509	36.495	266.0	9:36.597
5	1	2:20.209	39.358	1:04.400	36.451	267.9	11:52.725	5	2	2:20.235	39.482	1:04.226	36.527	267.9	11:56.832
6	1	2:20.681	39.356	1:04.430	36.895	266.6	14:13.406	6	2	2:20.143	39.501	1:04.276	36.366	266.6	14:16.975
7	1	2:22.313	39.607	1:06.026	36.680	266.0	16:35.719	7	2	2:20.781	39.468	1:04.750	36.563	268.6	16:37.756
8	1	2:20.720	39.531	1:04.672	36.517	267.3	18:56.439	8	2	2:20.581	39.468	1:04.479	36.634	267.9	18:58.337
9	1	2:20.506	39.369	1:04.591	36.546	266.6	21:16.945	9	2	2:20.245	39.157	1:04.637	36.451	269.3	21:18.582
10	1	2:20.780	39.402	1:04.625	36.753	268.6	23:37.725	10	2	2:20.531	39.277	1:04.789	36.465	269.3	23:39.113
11	1	2:20.885	39.483	1:04.766	36.636	267.3	25:58.610	11	2	2:22.175	40.562	1:04.892	36.721	267.9	26:01.288
12	1	2:21.279	39.974	1:04.664	36.641	263.4	28:19.889	12	2	2:27.695 P	39.522	1:04.994	43.179	267.9	28:28.983
13	1	2:21.490	39.487	1:05.120	36.883	266.0	30:41.379	13	1	3:46.320	2:07.029	1:03.172	36.119	260.8	32:15.303
14	1	2:20.864	39.757	1:04.510	36.597	264.7	33:02.243	14	1	2:17.655	38.889	1:02.795	35.971	267.3	34:32.958
15	1	2:21.347	39.436	1:05.113	36.798	266.6	35:23.590	15	1	2:18.294	38.960	1:03.218	36.116	267.3	36:51.252
16	1	2:21.226	39.450	1:04.950	36.826	266.0	37:44.816	16	1	2:18.036	38.808	1:03.277	35.951	267.9	39:09.288
17	1	2:27.299 P	39.679	1:04.907	42.713	265.3	40:12.115	17	1	2:18.148	38.911	1:03.342	35.895	269.3	41:27.436
18	2	3:30.744	1:45.609	1:06.774	38.361	254.1	43:42.859	18	1	2:19.651	38.947	1:04.459	36.245	269.3	43:47.087
19	2	2:25.673	40.593	1:06.148	38.932	262.1	46:08.532	19	1	2:20.797	38.906	1:04.323	37.568	269.3	46:07.884
20	2	2:24.522	40.681	1:05.937	37.904	262.1	48:33.054	20	1	2:20.937	39.782	1:04.758	36.397	267.9	48:28.821
21	2	2:25.288	40.936	1:06.877	37.475	259.6	50:58.342	21	1	2:19.994	38.994	1:04.600	36.400	272.0	50:48.815
22	2	2:23.862	40.815	1:05.967	37.080	259.6	53:22.204	22	1	2:19.987	38.965	1:04.476	36.546	267.9	53:08.802
23	2	2:23.834	40.349	1:05.963	37.522	262.1	55:46.038	23	1	2:19.978	38.932	1:04.773	36.273	270.0	55:28.780
24	2	2:26.182	42.206	1:06.123	37.853	260.2	58:12.220	24	1	2:20.685	39.077	1:04.484	37.124	267.9	57:49.465
25	2	2:25.741	40.990	1:07.243	37.508	262.1	1:00:37.961	25	1	2:19.337	38.954	1:04.028	36.355	267.3	1:00:08.802
26	2	2:24.294	40.505	1:06.221	37.568	262.1	1:03:02.255	26	1	2:19.577	39.089	1:04.156	36.332	266.6	1:02:28.379
27	2	2:24.386	40.707	1:06.183	37.496	260.8	1:05:26.641	27	1	2:19.752	39.086	1:04.275	36.391	267.9	1:04:48.131
28	2	2:24.263	40.501	1:06.239	37.523	261.5	1:07:50.904	28	1	2:19.964	39.115	1:04.279	36.570	266.6	1:07:08.095
29	2		40.593			261.5		29	1	2:20.367	39.414	1:04.544	36.409	265.3	1:09:28.462
30	1							30	1	2:21.292	39.530	1:04.999	36.763	264.0	1:11:49.754

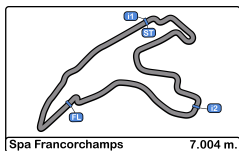
**33**

1 Christian Hook Ferrari 488 GT3

AM 2 Steve Parrow Rinaldi Racing

Lap	D	Time	Sector 1	Sector 2	Sector 3	T. Spd	Elapsed
1	1	2:43.177	51.698	1:10.582	40.897	226.8	2:43.177
2	1	2:28.338	41.181	1:08.141	39.016	254.7	5:11.515
3	1	2:27.775	41.145	1:07.982	38.648	257.1	7:39.290
4	1	2:33.714	40.719	1:10.948	42.047	257.1	10:13.004
5	1	2:28.594	41.391	1:08.156	39.047	254.7	12:41.598
6	1	2:26.973	40.892	1:07.274	38.807	254.7	15:08.571
7	1	2:40.237 P	40.790	1:07.599	51.848	256.5	17:48.808
8	1	10:58.324 P	8:53.981	1:12.491	51.852	197.0	28:47.132



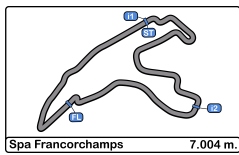


**Spa Francorchamps**  
**International GT Open**  
**Race - 1**  
**Lap Analysis**



51							52								
1 Alessandro Pier Guidi Ferrari 488 GT3							1 Marco Cioci Ferrari 488 GT3								
PRO 2 Mikkel Mac Luzich Racing							PRO 2 Matt Griffin Luzich Racing								
Lap	D	Time	Sector 1	Sector 2	Sector 3	T. Spd	Elapsed	Lap	D	Time	Sector 1	Sector 2	Sector 3	T. Spd	Elapsed
1	2	2:25.029	42.892	1:05.681	36.456	262.1	2:25.029	1	1	2:31.226	45.950	1:07.059	38.217	261.5	2:31.226
2	2	2:19.932	39.332	1:04.018	36.582	264.7	4:44.961	2	1	2:21.338	39.975	1:04.577	36.786	264.0	4:52.564
3	2	2:19.486	39.343	1:03.751	36.392	264.0	7:04.447	3	1	2:20.634	39.636	1:04.446	36.552	264.7	7:13.198
4	2	2:19.595	39.400	1:03.907	36.288	264.7	9:24.042	4	1	2:20.288	39.421	1:04.242	36.625	266.0	9:33.486
5	2	2:19.259	39.251	1:03.716	36.292	265.3	11:43.301	5	1	2:20.351	39.459	1:04.458	36.434	266.0	11:53.837
6	2	2:19.166	39.255	1:03.641	36.270	264.7	14:02.467	6	1	2:20.215	39.296	1:04.250	36.669	266.0	14:14.052
7	2	2:19.117	39.133	1:03.495	36.489	264.7	16:21.584	7	1	2:20.826	39.811	1:04.280	36.735	261.5	16:34.878
8	2	2:19.176	39.206	1:03.724	36.246	264.7	18:40.760	8	1	2:20.383	39.437	1:04.433	36.513	265.3	18:55.261
9	2	2:20.194	39.099	1:04.644	36.451	265.3	21:00.954	9	1	2:20.309	39.307	1:04.419	36.583	264.7	21:15.570
10	2	2:19.224	39.196	1:03.816	36.212	264.0	23:20.178	10	1	2:20.311	39.329	1:04.455	36.527	265.3	23:35.881
11	2	2:19.274	39.133	1:03.982	36.159	265.3	25:39.452	11	1	2:20.461	39.500	1:04.428	36.533	264.7	25:56.342
12	2	2:19.418	39.069	1:03.981	36.368	265.3	27:58.870	12	1	2:28.967 P	41.188	1:04.641	43.138	258.3	28:25.309
13	2	2:26.877 P	39.265	1:04.429	43.183	264.7	30:25.747	13	2	3:40.842	2:00.232	1:04.177	36.433	256.5	32:06.151
14	1	3:39.964	1:59.697	1:03.859	36.408	261.5	34:05.711	14	2	2:19.809	39.465	1:03.870	36.474	262.1	34:25.960
15	1	2:18.797	39.216	1:03.447	36.134	263.4	36:24.508	15	2	2:19.296	39.371	1:03.560	36.365	261.5	36:45.256
16	1	2:18.125	38.930	1:03.129	36.066	264.7	38:42.633	16	2	2:19.235	39.352	1:03.548	36.335	263.4	39:04.491
17	1	2:17.996	38.952	1:02.997	36.047	266.0	41:00.629	17	2	2:19.426	39.203	1:03.595	36.628	264.0	41:23.917
18	1	2:18.655	39.178	1:03.425	36.052	265.3	43:19.284	18	2	2:19.949	39.425	1:03.754	36.770	264.7	43:43.866
19	1	2:18.376	38.863	1:03.360	36.153	266.0	45:37.660	19	2	2:23.548	39.797	1:06.072	37.679	258.3	46:07.414
20	1	2:18.844	38.890	1:03.733	36.221	267.3	47:56.504	20	2	2:20.961	40.157	1:04.241	36.563	263.4	48:28.375
21	1	2:19.586	38.761	1:04.594	36.231	262.7	50:16.090	21	2	2:19.713	39.354	1:03.811	36.548	262.7	50:48.088
22	1	2:19.593	39.150	1:04.181	36.262	271.3	52:35.683	22	2	2:20.176	39.310	1:04.423	36.443	263.4	53:08.264
23	1	2:18.780	39.000	1:03.475	36.305	265.3	54:54.463	23	2	2:19.900	39.272	1:04.173	36.455	262.7	55:28.164
24	1	2:18.916	38.898	1:03.817	36.201	264.7	57:13.379	24	2	2:21.836	39.332	1:04.742	37.762	261.5	57:50.000
25	1	2:18.679	38.842	1:03.490	36.347	264.7	59:32.058	25	2	2:20.227	39.207	1:04.520	36.500	264.7	1:00:10.227
26	1	2:19.391	38.881	1:04.126	36.384	265.3	1:01:51.449	26	2	2:20.304	39.380	1:04.403	36.521	264.0	1:02:30.531
27	1	2:18.853	38.840	1:03.786	36.227	266.6	1:04:10.302	27	2	2:19.987	39.256	1:04.205	36.526	265.3	1:04:50.518
28	1	2:18.818	38.922	1:03.565	36.331	265.3	1:06:29.120	28	2	2:20.695	39.685	1:04.420	36.590	262.1	1:07:11.213
29	1	2:19.310	38.874	1:03.976	36.460	265.3	1:08:48.430	29	2	2:20.481	39.308	1:04.467	36.706	262.7	1:09:31.694
30	1	2:20.038	38.909	1:04.065	37.064	266.6	1:11:08.468	30	2	2:21.243	39.297	1:04.490	37.456	263.4	1:11:52.937





**Spa Francorchamps**  
**International GT Open**  
**Race - 1**  
**Lap Analysis**



**63**

1 Giovanni Venturini  
 Lamborghini Huracan GT3  
 PRO 2 Jeroen Mul  
 Imperiale Racing

**66**

1 Giulio Borlenghi  
 Lamborghini Huracan GT3  
 AM 2 Andrzej Lewandowski  
 Vincenzo Sospiri Racing

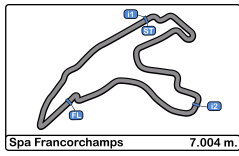
Lap	D	Time	Sector 1	Sector 2	Sector 3	T. Spd	Elapsed	Lap	D	Time	Sector 1	Sector 2	Sector 3	T. Spd	Elapsed
1	1	2:27.234	44.468	1:06.042	36.724	263.4	2:27.234	1	2	2:36.409	50.321	1:08.056	38.032	257.7	2:36.409
2	1	2:20.778	39.714	1:04.409	36.655	264.7	4:48.012	2	2	2:25.317	40.099	1:07.866	37.352	265.3	5:01.726
3	1	2:20.214	39.461	1:04.164	36.589	265.3	7:08.226	3	2	2:23.843	40.168	1:05.798	37.877	264.0	7:25.569
4	1	2:20.219	39.574	1:04.108	36.537	262.1	9:28.445	4	2	2:25.091	40.889	1:06.967	37.235	264.0	9:50.660
5	1	2:19.494	39.347	1:03.798	36.349	265.3	11:47.939	5	2	2:22.426	40.077	1:05.122	37.227	263.4	12:13.086
6	1	2:19.459	39.267	1:03.913	36.279	265.3	14:07.398	6	2	2:23.856	40.375	1:05.775	37.706	264.0	14:36.942
7	1	2:19.424	39.180	1:03.913	36.331	264.7	16:26.822	7	2	2:23.337	40.189	1:05.303	37.845	262.7	17:00.279
8	1	2:19.546	39.181	1:04.046	36.319	266.0	18:46.368	8	2	2:22.711	40.770	1:04.849	37.092	262.1	19:22.990
9	1	2:19.864	39.242	1:04.179	36.443	266.6	21:06.232	9	2	2:21.968	39.848	1:05.145	36.975	262.7	21:44.958
10	1	2:19.820	39.293	1:04.239	36.288	266.0	23:26.052	10	2	2:22.662	40.059	1:05.424	37.179	261.5	24:07.620
11	1	2:19.100	39.184	1:03.737	36.179	266.6	25:45.152	11	2	2:22.185	39.980	1:05.047	37.158	260.8	26:29.805
12	1	2:19.707	39.137	1:04.184	36.386	267.3	28:04.859	12	2	2:22.479	39.976	1:05.198	37.305	261.5	28:52.284
13	1	2:20.581	39.217	1:04.950	36.414	266.6	30:25.440	13	2	2:22.298	40.159	1:04.995	37.144	261.5	31:14.582
14	1	2:20.117	39.337	1:04.459	36.321	266.0	32:45.557	14	2	2:22.742	40.421	1:05.161	37.160	260.2	33:37.324
15	1	2:26.722 P	39.167	1:04.618	42.937	267.3	35:12.279	15	2	2:22.267	39.842	1:05.313	37.112	262.1	35:59.591
16	2	3:27.083	1:46.438	1:04.167	36.478	260.8	38:39.362	16	2	2:30.268 P	40.517	1:05.481	44.270	260.2	38:29.859
17	2	2:19.107	39.482	1:03.306	36.319	264.0	40:58.469	17	1	3:33.088	1:48.107	1:06.631	38.350	252.9	42:02.947
18	2	2:19.141	39.386	1:03.167	36.588	264.0	43:17.610	18	1	2:23.936	40.422	1:06.014	37.500	258.3	44:26.883
19	2	2:19.132	39.312	1:03.352	36.468	264.7	45:36.742	19	1	2:23.258	40.199	1:05.597	37.462	260.2	46:50.141
20	2	2:19.159	39.425	1:03.368	36.366	264.7	47:55.901	20	1	2:22.316	40.057	1:05.100	37.159	260.8	49:12.457
21	2	2:19.860	39.391	1:04.020	36.449	262.1	50:15.761	21	1	2:22.005	40.011	1:04.975	37.019	260.2	51:34.462
22	2	2:20.916	39.411	1:05.011	36.494	270.0	52:36.677	22	1	2:22.017	39.871	1:05.053	37.093	259.6	53:56.479
23	2	2:19.861	39.425	1:04.041	36.395	266.0	54:56.538	23	1	2:21.589	39.828	1:04.710	37.051	260.2	56:18.068
24	2	2:19.470	39.379	1:03.695	36.396	264.0	57:16.008	24	1	2:21.835	39.913	1:04.590	37.332	259.6	58:39.903
25	2	2:19.591	39.264	1:03.976	36.351	265.3	59:35.599	25	1	2:21.451	39.619	1:04.917	36.915	260.8	1:01:01.354
26	2	2:19.707	39.257	1:04.096	36.354	266.6	1:01:55.306	26	1	2:21.360	39.776	1:04.772	36.812	260.8	1:03:22.714
27	2	2:19.006	39.115	1:03.678	36.213	266.6	1:04:14.312	27	1	2:21.738	39.770	1:04.876	37.092	261.5	1:05:44.452
28	2	2:19.798	39.275	1:03.899	36.624	265.3	1:06:34.110	28	1	2:22.988	39.844	1:04.844	38.300	261.5	1:08:07.440
29	2	2:19.455	39.380	1:03.664	36.411	264.7	1:08:53.565	29	1	2:21.651	39.885	1:04.875	36.891	264.0	1:10:29.091
30	2	2:19.383	39.194	1:03.744	36.445	265.3	1:11:12.948	30	1	2:22.374	40.053	1:05.016	37.305	261.5	1:12:51.465

**71**

1 Alexander West  
 Ferrari 488 GT3  
 PROAM 2 Michele Rugolo  
 Luzich Racing

Lap	D	Time	Sector 1	Sector 2	Sector 3	T. Spd	Elapsed
1	1	2:36.090	49.694	1:08.331	38.065	258.3	2:36.090
2	1	2:25.187	40.131	1:07.439	37.617	264.0	5:01.277
3	1	2:23.146	40.161	1:05.682	37.303	262.7	7:24.423
4	1	2:23.457	40.007	1:06.258	37.192	264.0	9:47.880
5	1	2:23.726	40.188	1:06.249	37.289	262.7	12:11.606
6	1	2:24.895	40.381	1:06.394	38.120	255.3	14:36.501
7	1	2:23.141	39.682	1:05.707	37.752	264.0	16:59.642
8	1	3:26.778 P	52.994	1:31.990	1:01.794	185.2	20:26.420





**Spa Francorchamps**  
**International GT Open**  
**Race - 1**  
**Lap Analysis**



90

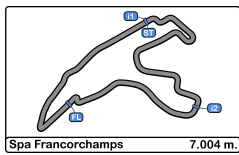
1 Alberto Di Folco  
 PROAM  
 2 Stefano Costantini  
 Target Racing

96

1 Bradley Ellis  
 PROAM  
 2 Oliver Wilkinson  
 Optimum Motorsport

Lap	D	Time	Sector 1	Sector 2	Sector 3	T. Spd	Elapsed	Lap	D	Time	Sector 1	Sector 2	Sector 3	T. Spd	Elapsed
1	1	2:30.835	45.197	1:06.652	38.986	266.0	2:30.835	1	1	2:38.792	44.522	1:06.368	47.902	267.9	2:38.792
2	1	2:21.169	39.949	1:04.317	36.903	264.7	4:52.004	2	1	2:25.322	41.574	1:06.047	37.701	257.7	5:04.114
3	1	2:20.500	39.681	1:04.176	36.643	264.7	7:12.504	3	1	2:21.647	39.883	1:04.641	37.123	264.7	7:25.761
4	1	2:20.517	39.523	1:04.158	36.836	267.3	9:33.021	4	1	2:22.882	40.025	1:05.530	37.327	267.9	9:48.643
5	1	2:20.155	39.362	1:04.275	36.518	267.3	11:53.176	5	1	2:22.345	39.621	1:05.602	37.122	271.3	12:10.988
6	1	2:20.408	39.515	1:04.117	36.776	266.0	14:13.584	6	1	2:20.634	39.390	1:04.513	36.731	267.9	14:31.622
7	1	2:20.576	39.836	1:04.347	36.393	265.3	16:34.160	7	1	2:21.704	39.468	1:04.696	37.540	267.9	16:53.326
8	1	2:20.674	39.817	1:04.130	36.727	262.7	18:54.834	8	1	2:21.056	40.210	1:04.316	36.530	265.3	19:14.382
9	1	2:20.132	39.324	1:04.019	36.789	264.7	21:14.966	9	1	2:19.904	39.319	1:03.955	36.630	267.9	21:34.286
10	1	2:20.336	39.392	1:04.249	36.695	264.7	23:35.302	10	1	2:20.456	39.404	1:04.603	36.449	267.9	23:54.742
11	1	2:20.044	39.484	1:04.236	36.324	264.7	25:55.346	11	1	2:20.720	39.291	1:04.629	36.800	270.0	26:15.462
12	1	2:20.887	39.543	1:04.642	36.702	264.0	28:16.233	12	1	2:22.616	39.420	1:05.680	37.516	267.3	28:38.078
13	1	2:20.579	39.356	1:04.432	36.791	265.3	30:36.812	13	1	2:20.586	39.285	1:04.481	36.820	267.3	30:58.664
14	1	2:20.795	39.549	1:04.454	36.792	265.3	32:57.607	14	1	2:20.963	39.312	1:04.500	37.151	268.6	33:19.627
15	1	2:21.060	39.650	1:04.552	36.858	263.4	35:18.667	15	1	2:21.932	39.868	1:05.143	36.921	267.3	35:41.559
16	1	2:29.572 P	39.769	1:05.098	44.705	262.7	37:48.239	16	1	2:20.780	39.334	1:04.668	36.778	269.3	38:02.339
17	2	4:29.193	2:47.302	1:05.064	36.827	258.3	42:17.432	17	1	2:28.251 P	39.368	1:05.036	43.847	270.0	40:30.590
18	2	2:21.049	40.052	1:04.542	36.455	262.1	44:38.481	18	2	3:26.559	1:42.926	1:06.772	36.861	264.7	43:57.149
19	2	2:20.923	39.853	1:04.465	36.605	263.4	46:59.404	19	2	2:21.583	39.686	1:05.135	36.762	267.9	46:18.732
20	2	2:20.295	39.685	1:04.163	36.447	262.1	49:19.699	20	2	2:21.574	39.226	1:05.313	37.035	269.3	48:40.306
21	2	2:20.161	39.660	1:04.103	36.398	262.7	51:39.860	21	2	2:21.827	39.685	1:05.666	36.476	267.9	51:02.133
22	2	2:20.292	39.470	1:04.167	36.655	262.7	54:00.152	22	2	2:21.062	39.220	1:05.035	36.807	270.0	53:23.195
23	2	2:21.302	39.359	1:04.756	37.187	264.0	56:21.454	23	2	2:23.093	39.550	1:06.105	37.438	270.0	55:46.288
24	2	2:21.260	39.671	1:04.512	37.077	263.4	58:42.714	24	2	2:24.301	40.186	1:06.807	37.308	267.9	58:10.589
25	2	2:20.701	39.407	1:04.542	36.752	264.0	1:01:03.415	25	2	2:22.336	40.093	1:05.247	36.996	263.4	1:00:32.925
26	2	2:20.539	39.429	1:04.264	36.846	264.7	1:03:23.954	26	2	2:22.038	39.879	1:05.400	36.759	264.7	1:02:54.963
27	2	2:21.189	39.397	1:04.762	37.030	264.7	1:05:45.143	27	2	2:24.893	39.773	1:08.171	36.949	271.3	1:05:19.856
28	2	2:21.926	39.584	1:04.882	37.460	264.7	1:08:07.069	28	2	2:22.484	39.846	1:05.805	36.833	264.0	1:07:42.340
29	2	2:20.985	39.487	1:04.779	36.719	264.0	1:10:28.054	29	2	2:21.950	39.744	1:05.350	36.856	264.0	1:10:04.290
30	2	2:21.828	40.356	1:04.523	36.949	262.1	1:12:49.882	30	2	2:22.435	39.588	1:06.013	36.834	262.7	1:12:26.725



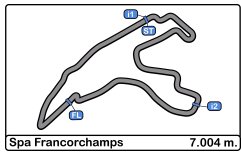


**Spa Francorchamps**  
**International GT Open**  
**Race - 1**  
**Lap Analysis**



99							100								
AM							PRO								
1 António Coimbra							1 Tim Verbergt								
Mercedes AMG GT3							Aston Martin Vantage GT3								
2 Luis Silva							2 Wolfgang Reip								
Sports and You							Autoclub Excelsior / Brussels Racing								
Lap	D	Time	Sector 1	Sector 2	Sector 3	T. Spd	Elapsed	Lap	D	Time	Sector 1	Sector 2	Sector 3	T. Spd	Elapsed
1	1	2:32.666	47.779	1:06.901	37.986	256.5	2:32.666	1	1	2:33.237	47.715	1:07.346	38.176	255.9	2:33.237
2	1	2:24.411	40.702	1:06.470	37.239	255.9	4:57.077	2	1	2:25.242	40.338	1:07.732	37.172	248.2	4:58.479
3	1	2:23.384	40.610	1:05.641	37.133	255.9	7:20.461	3	1	2:22.415	39.745	1:05.510	37.160	262.1	7:20.894
4	1	2:23.112	40.184	1:06.133	36.795	258.3	9:43.573	4	1	2:21.393	39.513	1:05.271	36.609	260.2	9:42.287
5	1	2:21.594	40.021	1:04.879	36.694	261.5	12:05.167	5	1	2:21.563	39.738	1:05.237	36.588	266.0	12:03.850
6	1	2:21.519	39.742	1:04.895	36.882	260.8	14:26.686	6	1	2:21.572	39.724	1:05.211	36.637	264.7	14:25.422
7	1	2:21.557	39.943	1:04.636	36.978	259.6	16:48.243	7	1	2:21.519	39.727	1:05.151	36.641	264.7	16:46.941
8	1	2:21.444	39.941	1:04.525	36.978	260.8	19:09.687	8	1	2:21.329	39.727	1:04.878	36.724	265.3	19:08.270
9	1	2:21.013	39.872	1:04.290	36.851	260.8	21:30.700	9	1	2:21.262	39.437	1:05.033	36.792	266.0	21:29.532
10	1	2:21.482	40.018	1:04.616	36.848	260.2	23:52.182	10	1	2:21.245	39.666	1:05.061	36.518	266.0	23:50.777
11	1	2:21.325	39.890	1:04.544	36.891	260.8	26:13.507	11	1	2:21.018	39.563	1:04.984	36.471	264.0	26:11.795
12	1	2:21.906	40.036	1:04.404	37.466	260.8	28:35.413	12	1	2:29.866 P	39.672	1:05.106	45.088	265.3	28:41.661
13	1	2:21.610	40.562	1:04.150	36.898	256.5	30:57.023	13	2	3:35.946	1:55.075	1:04.520	36.351	260.2	32:17.607
14	1	2:21.629	39.917	1:04.638	37.074	259.6	33:18.652	14	2	2:18.887	39.497	1:03.381	36.009	265.3	34:36.494
15	1	2:21.617	40.061	1:04.454	37.102	260.2	35:40.269	15	2	2:18.974	39.241	1:03.418	36.315	266.0	36:55.468
16	1	2:20.869	39.716	1:04.359	36.794	261.5	38:01.138	16	2	2:19.069	39.421	1:03.574	36.074	266.6	39:14.537
17	1	2:28.323 P	39.894	1:04.222	44.207	260.2	40:29.461	17	2	2:19.316	39.331	1:03.816	36.169	266.6	41:33.853
18	2	3:32.415	1:48.030	1:06.603	37.782	258.3	44:01.876	18	2	2:20.682	39.812	1:04.758	36.112	264.7	43:54.535
19	2	2:23.853	40.185	1:05.609	38.059	260.8	46:25.729	19	2	2:20.618	39.404	1:04.236	36.978	266.6	46:15.153
20	2	2:24.528	40.500	1:06.341	37.687	261.5	48:50.257	20	2	2:24.341	40.495	1:06.447	37.399	265.3	48:39.494
21	2	2:23.955	40.097	1:05.219	38.639	260.2	51:14.212	21	2	2:20.195	39.710	1:04.147	36.338	267.3	50:59.689
22	2	2:23.449	39.874	1:05.876	37.699	261.5	53:37.661	22	2	2:20.585	39.431	1:04.285	36.869	267.9	53:20.274
23	2	2:23.733	40.490	1:05.586	37.657	258.3	56:01.394	23	2	2:20.201	39.616	1:04.200	36.385	265.3	55:40.475
24	2	2:23.088	40.279	1:05.215	37.594	260.8	58:24.482	24	2	2:19.819	39.492	1:04.007	36.320	266.6	58:00.294
25	2	2:23.073	40.162	1:05.116	37.795	260.2	1:00:47.555	25	2	2:19.826	39.433	1:04.190	36.203	268.6	1:00:20.120
26	2	2:22.748	40.072	1:05.247	37.429	261.5	1:03:10.303	26	2	2:20.277	39.433	1:04.325	36.519	267.9	1:02:40.397
27	2	2:22.840	40.008	1:04.837	37.995	262.1	1:05:33.143	27	2	2:20.884	39.287	1:04.589	37.008	269.3	1:05:01.281
28	2	2:47.479	39.672	1:25.411	42.396	262.7	1:08:20.622	28	2	2:20.986	39.368	1:04.760	36.858	267.9	1:07:22.267
29	2	2:32.580	42.174	1:08.862	41.544	250.0	1:10:53.202	29	2	2:20.771	39.403	1:04.641	36.727	267.9	1:09:43.038
30	2	2:33.994	42.193	1:09.735	42.066	227.8	1:13:27.196	30	2	2:20.975	39.471	1:04.711	36.793	267.3	1:12:04.013





**Spa Francorchamps**  
**International GT Open**  
**Race - 1**  
**Lap Analysis**



**333**

1 Vadim Kogay Ferrari 488 GT3

PROAM 2 David Perel Rinaldi Racing

Lap	D	Time	Sector 1	Sector 2	Sector 3	T. Spd	Elapsed
1	2	2:24.399	42.923	1:04.987	36.489	257.7	2:24.399
2	2	2:19.835	39.523	1:03.793	36.519	259.6	4:44.234
3	2	2:19.216	39.375	1:03.496	36.345	259.6	7:03.450
4	2	2:18.998	39.119	1:03.466	36.413	262.1	9:22.448
5	2	2:18.965	39.104	1:03.488	36.373	262.1	11:41.413
6	2	2:19.187	39.085	1:03.636	36.466	261.5	14:00.600
7	2	2:19.180	39.227	1:03.621	36.332	260.8	16:19.780
8	2	2:19.050	39.143	1:03.552	36.355	261.5	18:38.830
9	2	2:19.016	39.002	1:03.651	36.363	262.1	20:57.846
10	2	2:20.280	39.012	1:04.809	36.459	262.1	23:18.126
11	2	2:19.428	39.174	1:03.825	36.429	261.5	25:37.554
12	2	2:19.182	39.201	1:03.732	36.249	261.5	27:56.736
13	2	2:19.046	39.054	1:03.698	36.294	261.5	30:15.782
14	2	2:19.629	39.053	1:03.988	36.588	264.7	32:35.411
15	2	2:19.742	39.131	1:04.154	36.457	265.3	34:55.153
16	2	2:19.344	39.048	1:03.989	36.307	265.3	37:14.497
17	2	2:19.255	38.945	1:03.891	36.419	266.0	39:33.752
18	2	2:25.929 P	38.990	1:03.910	43.029	264.0	41:59.681
19	1	4:07.350	2:21.477	1:06.831	39.042	257.1	46:07.031
20	1	2:25.901	40.971	1:06.554	38.376	258.3	48:32.932
21	1	2:27.985	41.953	1:06.951	39.081	259.6	51:00.917
22	1	2:26.678	40.576	1:07.372	38.730	257.7	53:27.595
23	1	2:26.294	40.327	1:07.579	38.388	260.2	55:53.889
24	1	2:25.420	40.605	1:06.462	38.353	257.1	58:19.309
25	1	4:39.033 P	40.196	2:31.103	1:27.734	260.2	1:02:58.342

**993**

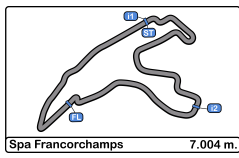
1 Rinat Salikhov Ferrari 488 GT3

AM 2 Rinaldi Racing

Lap	D	Time	Sector 1	Sector 2	Sector 3	T. Spd	Elapsed
1		2:29.434	44.445	1:06.932	38.057	260.8	2:29.434
2		2:21.308	39.944	1:04.636	36.728	258.9	4:50.742
3		2:20.686	39.468	1:04.622	36.596	260.2	7:11.428
4		2:20.346	39.240	1:04.766	36.340	262.7	9:31.774
5		2:19.895	39.232	1:04.081	36.582	262.1	11:51.669
6		2:20.117	39.165	1:04.431	36.521	262.1	14:11.786
7		2:19.808	39.196	1:04.106	36.506	260.8	16:31.594
8		2:19.935	39.206	1:04.285	36.444	262.7	18:51.529
9		2:20.562	39.299	1:04.381	36.882	263.4	21:12.091
10		2:20.088	39.323	1:04.298	36.467	261.5	23:32.179
11		2:20.835	39.551	1:04.635	36.649	262.1	25:53.014
12		2:20.830	39.199	1:04.883	36.748	263.4	28:13.844
13		2:22.275	40.685	1:04.608	36.982	247.7	30:36.119
14		2:20.318	39.205	1:04.405	36.708	260.8	32:56.437





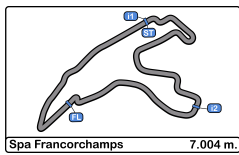


**Spa Francorchamps**  
**International GT Open**  
**Race - 1**  
**Analysis by Lap**



Num	Lap Time	Gap	99	2:24.411	12.843	33	2:27.775	35.840	47	2:20.235	15.419	7	2:25.536	50.058
<b>Lap 1</b>			6	2:24.185	13.241	<b>Num Lap Time Gap</b>			6	2:20.347	17.705	33	2:26.973	1:07.971
333	2:24.399		27	2:23.569	13.852	<b>Lap 4</b>			100	2:21.563	22.437	<b>Num Lap Time Gap</b>		
51	2:25.029	00.630	100	2:25.242	14.245	333	2:18.998		99	2:21.594	23.754	<b>Lap 7</b>		
17	2:25.560	01.161	20	2:24.857	15.243	51	2:19.595	01.594	27	2:21.944	24.787	333	2:19.180	
25	2:26.769	02.370	16	2:24.823	15.992	17	2:19.644	02.927	20	2:22.375	26.130	51	2:19.117	01.804
63	2:27.234	02.835	71	2:25.187	17.043	63	2:20.219	05.997	16	2:23.427	29.211	17	2:20.186	04.964
993	2:29.434	05.035	66	2:25.317	17.492	25	2:21.355	06.733	96	2:22.345	29.575	63	2:19.424	07.042
28	2:30.667	06.268	12	2:25.873	18.310	993	2:20.346	09.326	71	2:23.726	30.193	25	2:20.301	10.604
90	2:30.835	06.436	9	2:26.138	19.772	28	2:20.394	10.068	11	2:22.909	30.709	993	2:19.808	11.814
52	2:31.226	06.827	96	2:25.322	19.880	90	2:20.517	10.573	12	2:24.151	31.237	90	2:20.576	14.380
19	2:31.779	07.380	11	2:24.000	20.527	52	2:20.288	11.038	66	2:22.426	31.673	52	2:20.826	15.098
47	2:32.492	08.093	7	2:28.738	23.301	19	2:20.275	11.687	9	2:24.515	38.491	28	2:22.313	15.939
99	2:32.666	08.267	33	2:28.338	27.281	47	2:20.592	14.149	7	2:25.561	43.709	19	2:21.162	16.413
100	2:33.237	08.838	<b>Num Lap Time Gap</b>			6	2:20.610	16.323	33	2:28.594	1:00.185	47	2:20.781	17.976
6	2:33.290	08.891	<b>Lap 3</b>			100	2:21.393	19.839	<b>Num Lap Time Gap</b>			6	2:20.101	19.680
27	2:34.517	10.118	333	2:19.216		99	2:23.112	21.125	<b>Lap 6</b>			100	2:21.519	27.161
20	2:34.620	10.221	51	2:19.486	00.997	27	2:22.865	21.808	333	2:19.187		99	2:21.557	28.463
16	2:35.403	11.004	17	2:19.978	02.281	20	2:22.953	22.720	51	2:19.166	01.867	27	2:21.235	29.463
71	2:36.090	11.691	25	2:20.540	04.376	16	2:23.556	24.749	17	2:19.736	03.958	20	2:22.910	33.191
66	2:36.409	12.010	63	2:20.214	04.776	71	2:23.457	25.432	63	2:19.459	06.798	96	2:21.704	33.546
12	2:36.671	12.272	993	2:20.686	07.978	12	2:23.148	26.051	25	2:20.397	09.483	11	2:20.786	35.853
9	2:37.868	13.469	28	2:20.587	08.672	96	2:22.882	26.195	993	2:20.117	11.186	12	2:22.905	38.931
96	2:38.792	14.393	90	2:20.500	09.054	11	2:21.859	26.765	28	2:20.681	12.806	16	2:24.843	39.493
7	2:38.797	14.398	52	2:20.634	09.748	66	2:25.091	28.212	90	2:20.408	12.984	71	2:23.141	39.862
11	2:40.761	16.362	19	2:20.678	10.410	9	2:25.448	32.941	52	2:20.215	13.452	66	2:23.337	40.499
33	2:43.177	18.778	47	2:20.818	12.555	7	2:25.810	37.113	19	2:20.392	14.431	9	2:25.270	50.506
<b>Num Lap Time Gap</b>			6	2:20.686	14.711	33	2:33.714	50.556	47	2:20.143	16.375	7	2:24.727	55.605
<b>Lap 2</b>			99	2:23.384	17.011	<b>Num Lap Time Gap</b>			6	2:20.241	18.759	33	2:40.237	1:29.028
333	2:19.835		100	2:22.415	17.444	<b>Lap 5</b>			100	2:21.572	24.822	<b>Num Lap Time Gap</b>		
51	2:19.932	00.727	27	2:23.305	17.941	333	2:18.965		99	2:21.519	26.086	<b>Lap 8</b>		
17	2:20.193	01.519	20	2:22.738	18.765	51	2:19.259	01.888	27	2:21.808	27.408	333	2:19.050	
25	2:20.517	03.052	16	2:23.415	20.191	17	2:19.447	03.409	20	2:22.518	29.461	51	2:19.176	01.930
63	2:20.778	03.778	71	2:23.146	20.973	63	2:19.494	06.526	96	2:20.634	31.022	17	2:19.996	05.910
993	2:21.308	06.508	12	2:22.807	21.901	25	2:20.505	08.273	16	2:23.806	33.830	63	2:19.546	07.538
28	2:20.868	07.301	66	2:23.843	22.119	993	2:19.895	10.256	11	2:22.725	34.247	25	2:20.492	12.046
90	2:21.169	07.770	96	2:21.647	22.311	28	2:20.209	11.312	12	2:23.156	35.206	993	2:19.935	12.699
52	2:21.338	08.330	11	2:22.593	23.904	90	2:20.155	11.763	71	2:24.895	35.901	90	2:20.674	16.004
19	2:21.403	08.948	9	2:25.935	26.491	52	2:20.351	12.424	66	2:23.856	36.342	52	2:20.383	16.431
47	2:22.695	10.953	7	2:26.216	30.301	19	2:20.504	13.226	9	2:25.112	44.416	28	2:20.720	17.609



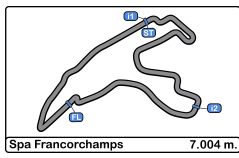


**Spa Francorchamps**  
**International GT Open**  
**Race - 1**  
**Analysis by Lap**



Num	Lap Time	Gap	Num	Lap Time	Gap	Num	Lap Time	Gap	Num	Lap Time	Gap
19	2:20.811	18.174	99	2:21.325	35.953	63	2:20.581	09.658	20	3:28.902	2:09.337
47	2:20.581	19.507	27	2:21.735	37.443	51	2:26.877	09.965	27	2:18.842	2:10.664
6	2:20.187	20.817	96	2:20.720	37.908	993	2:22.275	20.337	11	2:19.641	2:18.869
100	2:21.329	29.440	11	2:19.846	38.944	90	2:20.579	21.030	<b>Num Lap Time Gap</b>		
99	2:21.444	30.857	17	2:19.632	06.126	20	2:22.129	46.443	<b>Lap 15</b>		
27	2:21.298	31.711	63	2:19.820	07.926	12	2:21.879	47.289	333	2:19.742	
96	2:21.056	35.552	25	2:20.281	13.694	66	2:22.185	52.251	17	2:26.100	14.805
11	2:20.608	37.411	993	2:20.088	14.053	9	2:25.631	1:14.120	63	2:26.722	17.126
20	2:24.589	38.730	90	2:20.336	17.176	7	2:26.031	1:20.307	90	2:21.060	23.514
12	2:21.641	41.522	52	2:20.311	17.755	16	2:24.328	1:44.787	96	2:20.586	42.882
66	2:22.711	44.160	28	2:20.780	19.599	<b>Num Lap Time Gap</b>			12	2:22.721	53.803
9	2:25.493	56.949	19	2:20.732	19.994	<b>Lap 12</b>			66	2:22.298	58.800
7	2:25.124	1:01.679	47	2:20.531	20.987	333	2:19.182		20	2:29.314	1:00.064
16	3:12.148	1:32.591	6	2:20.829	22.762	51	2:19.418	02.134	52	3:40.842	1:50.369
71	3:26.778	1:47.590	100	2:21.245	32.651	17	2:20.087	07.200	47	3:46.320	1:59.521
<b>Num Lap Time Gap</b>			99	2:21.482	34.056	63	2:19.707	08.123	100	3:35.946	2:01.825
<b>Lap 9</b>			27	2:21.176	35.136	993	2:20.830	17.108	27	3:39.431	2:11.451
333	2:19.016		96	2:20.456	36.616	25	2:21.672	17.279	11	3:46.199	2:18.857
51	2:20.194	03.108	11	2:20.816	38.526	90	2:20.887	19.497	<b>Num Lap Time Gap</b>		
17	2:19.880	06.774	20	2:22.242	43.742	28	2:21.279	23.153	<b>Lap 14</b>		
63	2:19.864	08.386	12	2:21.313	44.838	19	2:21.293	24.549	333	2:19.629	
25	2:20.663	13.693	66	2:22.662	49.494	6	2:21.356	26.858	17	2:20.115	08.447
993	2:20.562	14.245	9	2:24.519	1:07.917	52	2:28.967	28.573	63	2:20.117	10.146
90	2:20.132	17.120	7	2:26.824	1:13.704	47	2:27.695	32.247	993	2:20.318	21.026
52	2:20.309	17.724	16	2:23.543	1:39.887	99	2:21.906	38.677	90	2:20.795	22.196
28	2:20.506	19.099	<b>Num Lap Time Gap</b>			96	2:22.616	41.342	28	2:20.864	26.832
19	2:20.384	19.542	<b>Lap 11</b>			100	2:29.866	44.925	19	2:21.451	28.100
47	2:20.245	20.736	333	2:19.428		20	2:22.535	49.796	7	3:36.729	1 Lap
6	2:20.412	22.213	51	2:19.274	01.898	12	2:22.021	50.128	9	3:46.651	1 Lap
100	2:21.262	31.686	17	2:19.597	06.295	33	10:58.324	4 Laps	6	2:27.493	36.385
99	2:21.013	32.854	63	2:19.100	07.598	27	2:32.805	51.066	99	2:21.629	43.241
27	2:21.545	34.240	25	2:20.523	14.789	11	2:31.942	51.704	96	2:20.963	44.216
96	2:19.904	36.440	993	2:20.835	15.460	66	2:22.479	55.548	16	3:36.090	1 Lap
11	2:19.595	37.990	90	2:20.044	17.792	9	2:32.888	1:27.826	66	2:22.742	1:01.913
20	2:22.066	41.780	52	2:20.461	18.788	7	2:32.257	1:33.382	12	2:29.155	1:03.329
12	2:21.299	43.805	28	2:20.885	21.056	16	2:31.401	1:57.006	25	3:23.829	1:30.063
66	2:21.968	47.112	19	2:21.872	22.438	<b>Num Lap Time Gap</b>			51	3:39.964	1:30.300
9	2:25.745	1:03.678	47	2:22.175	23.734	<b>Lap 13</b>			52	2:19.809	1:50.549
7	2:24.497	1:07.160	6	2:21.350	24.684	333	2:19.046		47	2:17.655	1:57.547
16	2:23.049	1:36.624	100	2:21.018	34.241	17	2:19.807	07.961	100	2:18.887	2:01.083
									66	2:30.268	1:15.362
									63	3:27.083	1:24.865



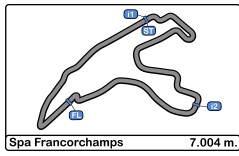


**Spa Francorchamps**  
**International GT Open**  
**Race - 1**  
**Analysis by Lap**



Num	Lap Time	Gap	Num	Lap Time	Gap	Num	Lap Time	Gap	Num	Lap Time	Gap			
51	2:18.125	1:28.136	16	2:19.507	1 Lap	12	2:30.307	1:07.020	333	2:27.985	45.156	17	2:19.094	21.982
25	2:20.291	1:32.058	63	2:19.141	1:17.929	66	2:23.258	1:13.399	96	2:21.827	46.372	52	2:19.900	33.701
6	2:20.770	1:44.446	51	2:18.655	1:19.603	90	2:20.923	1:22.662	20	2:19.962	48.351	47	2:19.978	34.317
17	3:50.896	1:46.357	25	2:19.944	1:26.638	7	2:20.200	1:32.441	19	2:26.472	50.200	6	2:20.568	43.186
52	2:19.235	1:49.994	17	2:19.378	1:41.658	9	2:22.985	1:44.867	27	2:20.707	52.634	100	2:20.201	46.012
47	2:18.036	1:54.791	28	3:30.744	1:43.178	16	2:20.859	1:51.080	11	2:21.338	57.124	28	2:23.834	51.575
100	2:19.069	2:00.040	6	2:21.151	1:43.694	<b>Num Lap Time Gap</b>			99	2:23.955	58.451	96	2:23.093	51.825
20	2:19.018	2:11.057	52	2:19.949	1:44.185	<b>Lap 20</b>			66	2:22.005	1:18.701	20	2:22.589	52.182
27	2:20.086	2:12.578	47	2:19.651	1:47.406	63	2:19.159		90	2:20.161	1:24.099	27	2:20.699	55.542
12	2:21.897	2:14.551	19	2:25.278	1:49.403	51	2:18.844	00.603	7	2:20.400	1:34.682	11	2:20.644	58.798
11	2:19.160	2:18.029	100	2:20.682	1:54.854	25	2:19.796	09.896	9	2:22.124	1:51.061	333	2:26.294	59.426
<b>Num Lap Time Gap</b>			96	3:26.559	1:57.468	17	2:19.066	23.312	16	2:20.488	1:51.851	19	2:24.797	1:01.992
<b>Lap 17</b>			99	3:32.415	2:02.195	52	2:20.961	32.474	<b>Num Lap Time Gap</b>			99	2:23.733	1:06.931
333	2:19.255		20	2:19.328	2:04.252	47	2:20.937	32.920	<b>Lap 22</b>			66	2:21.589	1:23.605
7	2:20.542	1 Lap	27	2:19.758	2:06.424	333	2:25.901	37.031	51	2:19.593		90	2:21.302	1:26.991
28	2:27.299	38.363	11	2:20.268	2:13.038	28	2:24.522	37.153	63	2:20.916	00.994	7	2:20.693	1:37.260
9	2:20.672	1 Lap	12	2:22.520	2:13.774	6	2:24.506	37.348	25	2:19.846	09.618	16	2:20.679	1:54.379
16	2:19.447	1 Lap	66	2:23.936	2:27.202	19	2:24.711	43.588	17	2:18.939	21.668	9	2:22.995	1:58.461
99	2:28.323	55.709	90	2:21.049	2:38.800	100	2:24.341	43.593	52	2:20.176	32.581	<b>Num Lap Time Gap</b>		
96	2:28.251	56.838	7	2:20.148	2:49.302	96	2:21.574	44.405	47	2:19.987	33.119	<b>Lap 24</b>		
63	2:19.107	1:24.717	9	2:21.130	2:58.943	20	2:18.838	48.249	6	2:21.302	41.398	51	2:18.916	
51	2:17.996	1:26.877	16	2:19.505	3:07.282	27	2:21.549	51.787	100	2:20.585	44.591	63	2:19.470	02.629
25	2:19.820	1:32.623	<b>Num Lap Time Gap</b>			99	2:24.528	54.356	28	2:23.862	46.521	25	2:19.769	11.326
17	2:21.107	1:48.209	<b>Lap 19</b>			11	2:19.389	55.646	96	2:21.062	47.512	17	2:18.973	22.039
6	2:23.281	1:48.472	63	2:19.132		66	2:22.316	1:16.556	20	2:19.944	48.373	47	2:20.685	36.086
19	3:30.548	1:50.054	51	2:18.376	00.918	90	2:20.295	1:23.798	333	2:26.678	51.912	52	2:21.836	36.621
52	2:19.426	1:50.165	25	2:19.682	09.259	7	2:20.860	1:34.142	27	2:20.911	53.623	6	2:20.563	44.833
47	2:18.148	1:53.684	17	2:18.808	23.405	9	2:23.089	1:48.797	19	2:25.697	55.975	100	2:19.819	46.915
100	2:19.316	2:00.101	333	4:07.350	30.289	16	2:19.302	1:51.223	11	2:19.732	56.934	20	2:19.549	52.815
20	2:19.051	2:10.853	52	2:23.548	30.672	<b>Num Lap Time Gap</b>			99	2:23.449	1:01.978	96	2:24.301	57.210
27	2:19.272	2:12.595	47	2:20.797	31.142	<b>Lap 21</b>			66	2:22.017	1:20.796	28	2:26.182	58.841
12	2:21.887	2:17.183	28	2:25.673	31.790	63	2:19.860		90	2:20.292	1:24.469	27	2:22.293	58.919
11	2:19.925	2:18.699	6	2:25.368	32.001	51	2:19.586	00.329	7	2:20.587	1:35.347	11	2:20.001	59.883
<b>Num Lap Time Gap</b>			19	2:25.694	38.036	25	2:19.658	09.694	16	2:20.551	1:52.480	333	2:25.420	1:05.930
<b>Lap 18</b>			100	2:20.618	38.411	17	2:19.199	22.651	9	2:23.107	1:54.246	19	2:23.343	1:06.419
333	2:25.929		96	2:21.583	41.990	52	2:19.713	32.327	<b>Num Lap Time Gap</b>			99	2:23.088	1:11.103
66	3:33.088	1 Lap	20	2:21.379	48.570	47	2:19.994	33.054	<b>Lap 23</b>			66	2:21.835	1:26.524
90	4:29.193	1 Lap	99	2:23.853	48.987	6	2:22.530	40.018	51	2:18.780		90	2:21.260	1:29.335
7	2:20.034	1 Lap	27	2:20.034	49.397	28	2:25.288	42.581	63	2:19.861	02.075	7	2:20.506	1:38.850
9	2:22.724	1 Lap	11	2:19.439	55.416	100	2:20.195	43.928	25	2:19.635	10.473	16	2:20.489	1:55.952



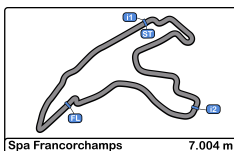


**Spa Francorchamps**  
**International GT Open**  
**Race - 1**  
**Analysis by Lap**



Num	Lap Time	Gap	Num	Lap Time	Gap	Num	Lap Time	Gap	Num	Lap Time	Gap
9	2:21.797	2:01.342	99	2:22.748	1:18.854	27	2:20.800	1:10.600	100	2:20.975	55.545
<b>Num</b>	<b>Lap Time</b>	<b>Gap</b>	66	2:21.360	1:31.265	96	2:22.484	1:13.220	20	2:23.143	1:06.082
<b>Lap 25</b>			90	2:20.539	1:32.505	28	2:24.263	1:21.784	11	2:20.246	1:10.594
51	2:18.679		7	2:21.242	1:43.014	19	2:25.262	1:28.186	27	2:20.005	1:11.724
63	2:19.591	03.541	16	2:20.218	1:58.635	90	2:21.926	1:37.949	96	2:22.435	1:18.257
25	2:19.888	12.535	9	2:22.356	2:07.975	66	2:22.988	1:38.320	19	2:26.608	1:40.918
17	2:19.168	22.528	<b>Num</b>	<b>Lap Time</b>	<b>Gap</b>	7	2:24.549	1:51.040	90	2:21.828	1:41.414
47	2:19.337	36.744	<b>Lap 27</b>			99	2:47.479	1:51.502	66	2:22.374	1:42.997
52	2:20.227	38.169	51	2:18.853		16	2:21.344	2:03.212	7	2:21.210	1:54.691
6	2:20.610	46.764	63	2:19.006	04.010	9	2:22.686	2:14.914	16	2:22.645	2:07.889
100	2:19.826	48.062	25	2:19.559	14.505	<b>Num</b>	<b>Lap Time</b>	<b>Gap</b>	99	2:33.994	2:18.728
20	2:21.313	55.449	17	2:18.768	22.446	<b>Lap 29</b>					
96	2:22.336	1:00.867	47	2:19.752	37.829	51	2:19.310				
27	2:20.812	1:01.052	52	2:19.987	40.216	63	2:19.455	05.135			
11	2:21.285	1:02.489	6	2:20.788	50.253	25	2:20.573	16.636			
28	2:25.741	1:05.903	100	2:20.884	50.979	17	2:19.275	22.793			
19	2:24.691	1:12.431	20	2:21.200	59.302	47	2:20.367	40.032			
99	2:23.073	1:15.497	11	2:22.220	1:08.210	52	2:20.481	43.264			
66	2:21.451	1:29.296	27	2:23.535	1:08.618	6	2:20.893	54.097			
90	2:20.701	1:31.357	96	2:24.893	1:09.554	100	2:20.771	54.608			
7	2:20.992	1:41.163	28	2:24.386	1:16.339	20	2:21.031	1:02.977			
16	2:20.535	1:57.808	19	2:23.635	1:21.742	11	2:19.878	1:10.386			
9	2:22.347	2:05.010	99	2:22.840	1:22.841	27	2:20.467	1:11.757			
<b>Num</b>	<b>Lap Time</b>	<b>Gap</b>	66	2:21.738	1:34.150	96	2:21.950	1:15.860			
<b>Lap 26</b>			90	2:21.189	1:34.841	19	2:25.472	1:34.348			
51	2:19.391		7	2:21.148	1:45.309	90	2:20.985	1:39.624			
63	2:19.707	03.857	16	2:20.904	2:00.686	66	2:21.651	1:40.661			
25	2:20.655	13.799	9	2:21.924	2:11.046	7	2:21.789	1:53.519			
17	2:19.394	22.531	<b>Num</b>	<b>Lap Time</b>	<b>Gap</b>	99	2:32.580	2:04.772			
47	2:19.577	36.930	<b>Lap 28</b>			16	2:21.380	2:05.282			
52	2:20.304	39.082	51	2:18.818		<b>Num</b>	<b>Lap Time</b>	<b>Gap</b>			
6	2:20.945	48.318	63	2:19.798	04.990	<b>Lap 30</b>					
100	2:20.277	48.948	25	2:19.686	15.373	51	2:20.038				
20	2:20.897	56.955	17	2:19.200	22.828	9	2:25.018	1 Lap			
96	2:22.038	1:03.514	47	2:19.964	38.975	63	2:19.383	04.480			
27	2:22.275	1:03.936	52	2:20.695	42.093	25	2:22.430	19.028			
11	2:21.745	1:04.843	6	2:21.079	52.514	17	2:19.671	22.426			
333	4:39.033	1 Lap	100	2:20.986	53.147	47	2:21.292	41.286			
28	2:24.294	1:10.806	20	2:20.772	1:01.256	52	2:21.243	44.469			
19	2:23.920	1:16.960	11	2:20.426	1:09.818	6	2:20.807	54.866			



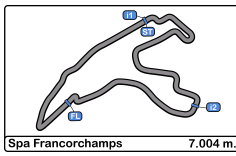


Spa Francorchamps  
International GT Open  
Race - 1  
Best Sectors Results



Sector - 1				Sector - 2				Sector - 3				Ideal Lap vs Best Lap				
Clas	Nº	Driver	Time	Nº	Driver	Time	Nº	Driver	Time	Clas	Nº	Driver	Ideal Lap	Best Lap	Clas	
1	51	Pier Guidi - Mac	38.761	47	Rueda - Saravia	1:02.795	16	Hahn - Khodair	35.510	1	47	Rueda - Saravia	2:17.498	2:17.655	1	
2	47	Rueda - Saravia	38.808	51	Pier Guidi - Mac	1:02.997	47	Rueda - Saravia	35.895	2	51	Pier Guidi - Mac	2:17.805	2:17.996	2	
3	11	Di Amato - Montermini	38.931	63	Venturini - Mul	1:03.167	100	Verbergt - Reip	36.009	3	16	Hahn - Khodair	2:18.141	2:19.035	9	
4	17	Gonda - Ericksson	38.938	17	Gonda - Ericksson	1:03.226	20	Pierburg - Onslow-Cole	36.035	4	63	Venturini - Mul	2:18.461	2:19.006	8	
5	333	Kogay - Perel	38.945	100	Verbergt - Reip	1:03.381	51	Pier Guidi - Mac	36.047	5	17	Gonda - Ericksson	2:18.477	2:18.768	3	
6	27	Crestani - Ramos	39.030	20	Pierburg - Onslow-Cole	1:03.411	27	Crestani - Ramos	36.108	6	100	Verbergt - Reip	2:18.631	2:18.887	6	
7	16	Hahn - Khodair	39.048	333	Kogay - Perel	1:03.466	63	Venturini - Mul	36.179	7	20	Pierburg - Onslow-Cole	2:18.643	2:18.838	4	
8	63	Venturini - Mul	39.115	11	Di Amato - Montermini	1:03.475	333	Kogay - Perel	36.249	8	333	Kogay - Perel	2:18.660	2:18.965	7	
9	993	Rinat Salikhov	39.165	52	Cioci - Griffin	1:03.548	11	Di Amato - Montermini	36.310	9	11	Di Amato - Montermini	2:18.716	2:19.086	10	
10	20	Pierburg - Onslow-Cole	39.197	16	Hahn - Khodair	1:03.583	17	Gonda - Ericksson	36.313	10	27	Crestani - Ramos	2:18.730	2:18.842	5	
11	52	Cioci - Griffin	39.203	27	Crestani - Ramos	1:03.592	90	Di Folco - Costantini	36.324	11	52	Cioci - Griffin	2:19.086	2:19.235	11	
12	96	Ellis - Wilkinson	39.220	25	Agostini - Breukers	1:03.628	52	Cioci - Griffin	36.335	12	25	Agostini - Breukers	2:19.360	2:19.559	12	
13	100	Verbergt - Reip	39.241	9	Konôpka - Calko	1:03.850	993	Rinat Salikhov	36.340	13	993	Rinat Salikhov	2:19.586	2:19.808	13	
14	7	Basso - Marques	39.246	7	Basso - Marques	1:03.916	96	Ellis - Wilkinson	36.449	14	96	Ellis - Wilkinson	2:19.624	2:19.904	14	
15	25	Agostini - Breukers	39.275	96	Ellis - Wilkinson	1:03.955	6	Liberati - Ling	36.451	15	7	Basso - Marques	2:19.625	2:20.034	15	
16	28	Sowery - Cipriani	39.298	90	Di Folco - Costantini	1:04.019	28	Sowery - Cipriani	36.451	16	90	Di Folco - Costantini	2:19.667	2:20.044	16	
17	90	Di Folco - Costantini	39.324	6	Liberati - Ling	1:04.033	25	Agostini - Breukers	36.457	17	6	Liberati - Ling	2:19.810	2:20.101	17	
18	6	Liberati - Ling	39.326	19	Liang - Giammaria	1:04.072	7	Basso - Marques	36.463	18	19	Liang - Giammaria	2:19.975	2:20.275	19	
19	19	Liang - Giammaria	39.384	993	Rinat Salikhov	1:04.081	19	Liang - Giammaria	36.519	19	28	Sowery - Cipriani	2:20.149	2:20.209	18	
20	12	Rees - Fioravanti	39.565	99	Coimbra - Silva	1:04.150	9	Konôpka - Calko	36.692	20	9	Konôpka - Calko	2:20.350	2:20.672	20	
21	66	Borlenghi - Lewandowski	39.619	28	Sowery - Cipriani	1:04.400	99	Coimbra - Silva	36.694	21	99	Coimbra - Silva	2:20.516	2:20.869	21	
22	99	Coimbra - Silva	39.672	12	Rees - Fioravanti	1:04.547	66	Borlenghi - Lewandowski	36.812	22	12	Rees - Fioravanti	2:20.956	2:21.299	22	
23	71	West - Rugolo	39.682	66	Borlenghi - Lewandowski	1:04.590	12	Rees - Fioravanti	36.844	23	66	Borlenghi - Lewandowski	2:21.021	2:21.360	23	
24	9	Konôpka - Calko	39.808	71	West - Rugolo	1:05.682	71	West - Rugolo	37.192	24	71	West - Rugolo	2:22.556	2:23.141	24	
25	33	Hook - Parrow	40.719	3	Beirão da Veiga - Cruz Álvarez	1:06.633	33	Hook - Parrow	38.648	25	33	Hook - Parrow	2:26.641	2:26.973	25	
26	3	Beirão da Veiga - Cruz Álvarez	44.938	33	Hook - Parrow	1:07.274	3	Beirão da Veiga - Cruz Álvarez	Transpon	26	3	Beirão da Veiga - Cruz Álvarez	Transpon	Transpo	26	



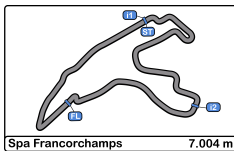


Spa Francorchamps  
International GT Open  
Race - 1  
Leader Sequence



Nº	Entrant/Team	Nat	Driver 1	Nat	Status	Driver 2	Nat	Status	Vehicle	Cat	Start Lap	End Lap	Laps	Total Laps
333	Rinaldi Racing	DEU	Vadim Kogay	RUS	Bronze	<u>David Perel</u>	ZAF	Silver	Ferrari 488 GT3	PROAM	1	18	18	18
63	Imperiale Racing	ITA	<u>Giovanni Venturini</u>	ITA	Gold	Jeroen Mul	NLD	Silver	Lamborghini Huracan GT3	PRO	19	21	3	3
51	Luzich Racing	USA	Alessandro Pier Guidi	ITA	Platinum	<u>Mikkel Mac</u>	DNK	Gold	Ferrari 488 GT3	PRO	22	30	9	9



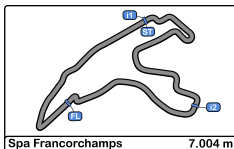


Spa Francorchamps  
International GT Open  
Race - 1  
Best 5 Lap Times



Cl	Nº	Entrant/Team	Nat	Driver 1	Nat	Status	Driver 2	Nat	Status	Vehicle	Cat	Cl	Best 1		Best 2		Best 3		Best 4		Best 5	
													Time	Lap	Time	Lap	Time	Lap	Time	Lap	Time	Lap
1	47	RACE / BMW Team Teo Martín	ESP	Fran Rueda	ESP	Silver	<b>Andrés Saravia</b>	GTM	Silver	BMW M6 GT3	PRO	1	2:17.655	14	2:18.036	16	2:18.148	17	2:18.294	15	2:19.337	25
2	51	Luzich Racing	USA	Alessandro Pier Guidi	ITA	Platinum	<b>Mikkel Mac</b>	DNK	Gold	Ferrari 488 GT3	PRO	2	2:17.996	17	2:18.125	16	2:18.376	19	2:18.655	18	2:18.679	25
3	17	Senkyr Motorsport	CZE	<b>Richard Gonda</b>	SVK	Silver	Joel Ericksson	SWE	Silver	BMW M6 GT3	PRO	3	2:18.768	27	2:18.808	19	2:18.939	22	2:18.973	24	2:19.066	20
4	20	SPS Automotive Performance	DEU	<b>Valentin Piorburg</b>	DEU	Bronze	Tom Onslow-Cole	GBR	Gold	Mercedes AMG GT3	PROAM	1	2:18.838	20	2:19.018	16	2:19.051	17	2:19.328	18	2:19.549	24
5	27	Daiko Lazarus Racing	ITA	Fabrizio Crestani	ITA	Silver	<b>Miguel Ramos</b>	PTR	Bronze	Lamborghini Huracan GT3	PROAM	2	2:18.842	14	2:19.272	17	2:19.758	18	2:20.005	30	2:20.034	19
6	100	Autoclub Excelsior / Brussels	BEL	<b>Tim Verbergt</b>	BEL	Gold	Wolfgang Reip	BEL	Gold	Aston Martin Vantage GT3	PRO	4	2:18.887	14	2:18.974	15	2:19.069	16	2:19.316	17	2:19.819	24
7	333	Rinaldi Racing	DEU	Vadim Kogay	RUS	Bronze	<b>David Perel</b>	ZAF	Silver	Ferrari 488 GT3	PROAM	3	2:18.965	5	2:18.998	4	2:19.016	9	2:19.046	13	2:19.050	8
8	63	Imperiale Racing	ITA	<b>Giovanni Venturini</b>	ITA	Gold	Jeroen Mul	NLD	Silver	Lamborghini Huracan GT3	PRO	5	2:19.006	27	2:19.100	11	2:19.107	17	2:19.132	19	2:19.141	18
9	16	Drivex School	ESP	<b>Marcelo Hahn</b>	BRA	Bronze	Allam Khodair	BRA	Gold	Mercedes AMG GT3	PROAM	4	2:19.035	15	2:19.302	20	2:19.447	16	2:19.505	18	2:19.507	17
10	11	RS Racing	ITA	Daniele Di Amato	ITA	Silver	<b>Andrea Montermini</b>	ITA	Gold	Ferrari 488 GT3	PRO	6	2:19.086	15	2:19.160	16	2:19.389	20	2:19.439	19	2:19.595	9
11	52	Luzich Racing	USA	<b>Marco Cioci</b>	ITA	Gold	Matt Griffin	IRL	Gold	Ferrari 488 GT3	PRO	7	2:19.235	16	2:19.296	15	2:19.426	17	2:19.713	21	2:19.809	14
12	25	Imperiale Racing	ITA	<b>Riccardo Agostini</b>	ITA	Gold	Rik Breukers	NLD	Silver	Lamborghini Huracan GT3	PRO	8	2:19.559	27	2:19.635	23	2:19.658	21	2:19.682	19	2:19.686	28
13	993	Rinaldi Racing	DEU	Rinat Salikhov	RUS	Bronze				Ferrari 488 GT3	AM	1	2:19.808	7	2:19.895	5	2:19.935	8	2:20.088	10	2:20.117	6
14	96	Optimum Motorsport	GBR	<b>Bradley Ellis</b>	GBR	Silver	Oliver Wilkinson	GBR	Bronze	Audi R8 LMS	PROAM	5	2:19.904	9	2:20.456	10	2:20.586	13	2:20.634	6	2:20.720	11
15	7	RACE / BMW Team Teo Martín	ESP	<b>Márcio Basso</b>	BRA	Bronze	Thiago Marques	BRA	Bronze	BMW M6 GT3	AM	2	2:20.034	17	2:20.148	18	2:20.200	19	2:20.247	14	2:20.400	21
16	90	Target Racing	ITA	<b>Alberto Di Folco</b>	ITA	Silver	Stefano Costantini	ITA	Bronze	Lamborghini Huracan GT3	PROAM	6	2:20.044	11	2:20.132	9	2:20.155	5	2:20.161	21	2:20.292	22
17	6	Vincenzo Sospiri Racing	ITA	Edoardo Liberati	ITA	Silver	<b>Kang Ling</b>	CHN	Silver	Lamborghini Huracan GT3	PRO	9	2:20.101	7	2:20.187	8	2:20.241	6	2:20.347	5	2:20.412	9
18	28	Daiko Lazarus Racing	ITA	<b>Toby Sowery</b>	GBR	Silver	Giuseppe Cipriani	ITA	Bronze	Lamborghini Huracan GT3	PROAM	7	2:20.209	5	2:20.394	4	2:20.506	9	2:20.587	3	2:20.681	6
19	19	Imperiale Racing	ITA	Jiatong Liang	CHN	Bronze	<b>Raffaele Giammaria</b>	ITA	Gold	Lamborghini Huracan GT3	PROAM	8	2:20.275	4	2:20.384	9	2:20.392	6	2:20.504	5	2:20.678	3
20	9	ARC Bratislava	SVK	<b>Miro Konôpka</b>	SVK	Bronze	Konstantíns Calko	LVA	Bronze	Lamborghini Huracan GT3	AM	3	2:20.672	16	2:20.794	15	2:21.130	18	2:21.797	24	2:21.924	27
21	99	Sports and You	PRT	<b>António Coimbra</b>	PRT	Bronze	Luis Silva	PRT	Bronze	Mercedes AMG GT3	AM	4	2:20.869	16	2:21.013	9	2:21.325	11	2:21.444	8	2:21.482	10
22	12	Ombra Racing	ITA	<b>Fernando Rees</b>	BRA	Gold	Damiano Fioravanti	ITA	Silver	Lamborghini Huracan GT3	PRO	10	2:21.299	9	2:21.313	10	2:21.641	8	2:21.879	11	2:21.887	17
23	66	Vincenzo Sospiri Racing	ITA	Giulio Borlenghi	BRA	Bronze	<b>Andrzej Lewandowski</b>	POL	Bronze	Lamborghini Huracan GT3	AM	5	2:21.360	26	2:21.451	25	2:21.589	23	2:21.651	29	2:21.738	27
24	71	Luzich Racing	USA	<b>Alexander West</b>	SWE	Bronze	Michele Rugolo	ITA	Gold	Ferrari 488 GT3	PROAM	9	2:23.141	7	2:23.146	3	2:23.457	4	2:23.726	5	2:24.895	6
25	33	Rinaldi Racing	DEU	<b>Christian Hook</b>	DEU	Bronze	Steve Parrow	DEU	Bronze	Ferrari 488 GT3	AM	6	2:26.973	6	2:27.775	3	2:28.338	2	2:28.594	5	2:33.714	4
26	3	RACE / BMW Team Teo Martín	ESP	<b>Lourenço Beirão da Veiga</b>	PRT	Silver	Juan Cruz Álvarez	ARG	Silver	BMW M6 GT3	PRO	11										





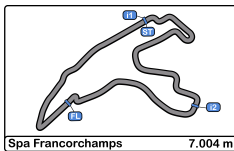
**Spa Francorchamps**  
**International GT Open**  
**Race - 1**  
**Best 5 Top Speeds**



Cl	Nº	Entrant/Team	Nat	Driver 1	Nat	Status	Driver 2	Nat	Status	Vehicle	Cat	Top 1		Top 2		Top 3		Top 4		Top 5		Avg	
												Km/h	Lap	Km/h	Lap	Km/h	Lap	Km/h	Lap	Km/h	Lap		
1	47	RACE / BMW Team Teo Martín	ESP	Fran Rueda	ESP	Silver	<b>Andrés Saravia</b>	GTM	Silver	BMW M6 GT3	PRO	1	272.0	21	270.0	23	269.3	9	269.3	10	269.3	17	270.0
2	51	Luzich Racing	USA	Alessandro Pier Guidi	ITA	Platinum	<b>Mikkel Mac</b>	DNK	Gold	Ferrari 488 GT3	PRO	2	271.3	22	267.3	20	266.6	27	266.6	30	266.0	17	267.6
3	96	Optimum Motorsport	GBR	<b>Bradley Ellis</b>	GBR	Silver	Oliver Wilkinson	GBR	Bronze	Audi R8 LMS	PROAM	1	271.3	5	271.3	27	270.0	11	270.0	17	270.0	22	270.5
4	27	Daiko Lazarus Racing	ITA	Fabrizio Crestani	ITA	Silver	<b>Miguel Ramos</b>	PTR	Bronze	Lamborghini Huracan GT3	PROAM	2	270.6	27	269.3	29	268.6	19	268.6	23	267.9	15	269.0
5	63	Imperiale Racing	ITA	<b>Giovanni Venturini</b>	ITA	Gold	Jeroen Mul	NLD	Silver	Lamborghini Huracan GT3	PRO	3	270.0	22	267.3	12	267.3	15	266.6	9	266.6	11	267.5
6	20	SPS Automotive Performance	DEU	<b>Valentin Pierburg</b>	DEU	Bronze	Tom Onslow-Cole	GBR	Gold	Mercedes AMG GT3	PROAM	3	269.3	23	266.6	19	266.0	22	265.3	21	264.7	4	266.4
7	100	Autoclub Excelsior / Brussels	BEL	<b>Tim Verbergt</b>	BEL	Gold	Wolfgang Reip	BEL	Gold	Aston Martin Vantage GT3	PRO	4	269.3	27	268.6	25	267.9	22	267.9	26	267.9	28	268.3
8	7	RACE / BMW Team Teo Martín	ESP	<b>Márcio Basso</b>	BRA	Bronze	Thiago Marques	BRA	Bronze	BMW M6 GT3	AM	1	268.6	15	268.6	25	268.6	26	267.9	16	267.9	17	268.3
9	28	Daiko Lazarus Racing	ITA	<b>Toby Sowery</b>	GBR	Silver	Giuseppe Cipriani	ITA	Bronze	Lamborghini Huracan GT3	PROAM	4	268.6	10	267.9	4	267.9	5	267.3	2	267.3	3	267.8
10	11	RS Racing	ITA	Daniele Di Amato	ITA	Silver	<b>Andrea Montermini</b>	ITA	Gold	Ferrari 488 GT3	PRO	5	267.9	10	267.9	27	266.6	4	266.6	8	266.6	9	267.1
11	12	Ombra Racing	ITA	<b>Fernando Rees</b>	BRA	Gold	Damiano Fioravanti	ITA	Silver	Lamborghini Huracan GT3	PRO	6	267.9	4	267.3	2	266.6	6	266.6	10	266.6	14	267.0
12	17	Senkyr Motorsport	CZE	<b>Richard Gonda</b>	SVK	Silver	Joel Ericksson	SWE	Silver	BMW M6 GT3	PRO	7	267.9	27	267.3	6	267.3	17	266.6	4	266.6	5	267.1
13	90	Target Racing	ITA	<b>Alberto Di Folco</b>	ITA	Silver	Stefano Costantini	ITA	Bronze	Lamborghini Huracan GT3	PROAM	5	267.3	4	267.3	5	266.0	1	266.0	6	265.3	7	266.4
14	16	Drivex School	ESP	<b>Marcelo Hahn</b>	BRA	Bronze	Allam Khodair	BRA	Gold	Mercedes AMG GT3	PROAM	6	266.0	19	266.0	26	265.3	16	265.3	21	265.3	25	265.6
15	19	Imperiale Racing	ITA	Jiatong Liang	CHN	Bronze	<b>Raffaele Giammaria</b>	ITA	Gold	Lamborghini Huracan GT3	PROAM	7	266.0	11	265.3	4	265.3	5	265.3	7	265.3	9	265.4
16	52	Luzich Racing	USA	<b>Marco Cioci</b>	ITA	Gold	Matt Griffin	IRL	Gold	Ferrari 488 GT3	PRO	8	266.0	4	266.0	5	266.0	6	265.3	8	265.3	10	265.7
17	333	Rinaldi Racing	DEU	Vadim Kogay	RUS	Bronze	<b>David Perel</b>	ZAF	Silver	Ferrari 488 GT3	PROAM	8	266.0	17	265.3	15	265.3	16	264.7	14	264.0	18	265.0
18	6	Vincenzo Sospiri Racing	ITA	Edoardo Liberati	ITA	Silver	<b>Kang Ling</b>	CHN	Silver	Lamborghini Huracan GT3	PRO	9	265.3	14	264.7	5	264.7	9	264.7	12	264.7	27	264.8
19	25	Imperiale Racing	ITA	<b>Riccardo Agostini</b>	ITA	Gold	Rik Breukers	NLD	Silver	Lamborghini Huracan GT3	PRO	10	265.3	26	264.7	20	264.7	27	264.0	5	264.0	15	264.5
20	66	Vincenzo Sospiri Racing	ITA	Giulio Borlenghi	BRA	Bronze	<b>Andrzej Lewandowski</b>	POL	Bronze	Lamborghini Huracan GT3	AM	2	265.3	2	264.0	3	264.0	4	264.0	6	264.0	29	264.3
21	71	Luzich Racing	USA	<b>Alexander West</b>	SWE	Bronze	Michele Rugolo	ITA	Gold	Ferrari 488 GT3	PROAM	9	264.0	2	264.0	4	264.0	7	262.7	3	262.7	5	263.5
22	9	ARC Bratislava	SVK	<b>Miro Konôpka</b>	SVK	Bronze	Konstantīns Calko	LVA	Bronze	Lamborghini Huracan GT3	AM	3	263.4	16	262.1	15	262.1	17	262.1	18	261.5	19	262.2
23	993	Rinaldi Racing	DEU	Rinat Salikhov	RUS	Bronze				Ferrari 488 GT3	AM	4	263.4	9	263.4	12	262.7	4	262.7	8	262.1	5	262.9
24	99	Sports and You	PRT	<b>António Coimbra</b>	PRT	Bronze	Luis Silva	PRT	Bronze	Mercedes AMG GT3	AM	5	262.7	28	262.1	27	261.5	5	261.5	16	261.5	20	261.8
25	3	RACE / BMW Team Teo Martín	ESP	<b>Lourenço Beirão da Veiga</b>	PRT	Silver	Juan Cruz Álvarez	ARG	Silver	BMW M6 GT3	PRO	11	261.5	1									261.5
26	33	Rinaldi Racing	DEU	<b>Christian Hook</b>	DEU	Bronze	Steve Parrow	DEU	Bronze	Ferrari 488 GT3	AM	6	257.1	3	257.1	4	256.5	7	254.7	2	254.7	5	256.0





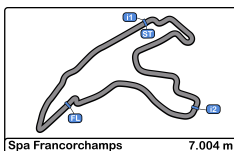


Spa Francorchamps  
International GT Open  
Race - 1  
Fastest Laps Sequence



Lap	Time of Day	Session Time	Nº	Entrant/Team	Nat	Driver 1	Nat	Status	Driver 2	Nat	Status	Vehicle	Cat	Time	Km/h
2	15:29:39.331	4:44.331	333	Rinaldi Racing	DEU	Vadim Kogay	RUS	Bronze	<u>David Perel</u>	ZAF	Silver	Ferrari 488 GT3	PROAM	2:19.835	180.3
3	15:31:58.547	7:03.547	333	Rinaldi Racing	DEU	Vadim Kogay	RUS	Bronze	<u>David Perel</u>	ZAF	Silver	Ferrari 488 GT3	PROAM	2:19.216	181.1
4	15:34:17.545	9:22.545	333	Rinaldi Racing	DEU	Vadim Kogay	RUS	Bronze	<u>David Perel</u>	ZAF	Silver	Ferrari 488 GT3	PROAM	2:18.998	181.4
5	15:36:36.510	11:41.510	333	Rinaldi Racing	DEU	Vadim Kogay	RUS	Bronze	<u>David Perel</u>	ZAF	Silver	Ferrari 488 GT3	PROAM	2:18.965	181.4
14	15:59:28.055	34:33.055	47	RACE / BMW Team Teo Martín	ESP	<u>Fran Rueda</u>	ESP	Silver	Andrés Saravia	GTM	Silver	BMW M6 GT3	PRO	2:17.655	183.1





**Spa Francorchamps**  
**International GT Open**

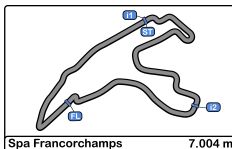
**Race - 1**

**Event Best Maximum Speed**



Nº	Entrant/Team	Nat	Driver 1	Nat	Status	Driver 2	Nat	Status	Vehicle	Cat	Km/h	Session
96	Optimum Motorsport	GBR	Bradley Ellis	GBR	Silver	Oliver Wilkinson	GBR	Bronze	Audi R8 LMS	PROAM	272.0	Qualifying - 1 Driver - 1
47	RACE / BMW Team Teo Martín	ESP	Fran Rueda	ESP	Silver	Andrés Saravia	GTM	Silver	BMW M6 GT3	PRO	272.0	Race - 1
51	Luzich Racing	USA	Alessandro Pier Guidi	ITA	Platinum	Mikkel Mac	DNK	Gold	Ferrari 488 GT3	PRO	271.3	Race - 1
27	Daiko Lazarus Racing	ITA	Fabrizio Crestani	ITA	Silver	Miguel Ramos	PTR	Bronze	Lamborghini Huracan GT3	PROAM	270.6	Race - 1
12	Ombra Racing	ITA	Fernando Rees	BRA	Gold	Damiano Fioravanti	ITA	Silver	Lamborghini Huracan GT3	PRO	270.0	Qualifying - 1 Driver - 1
63	Imperiale Racing	ITA	Giovanni Venturini	ITA	Gold	Jeroen Mul	NLD	Silver	Lamborghini Huracan GT3	PRO	270.0	Race - 1
20	SPS Automotive Performance	DEU	Valentin Pierburg	DEU	Bronze	Tom Onslow-Cole	GBR	Gold	Mercedes AMG GT3	PROAM	269.3	Race - 1
100	Autoclub Excelsior / Brussels	BEL	Tim Verbergt	BEL	Gold	Wolfgang Reip	BEL	Gold	Aston Martin Vantage GT3	PRO	269.3	Race - 1
28	Daiko Lazarus Racing	ITA	Toby Sowery	GBR	Silver	Giuseppe Cipriani	ITA	Bronze	Lamborghini Huracan GT3	PROAM	268.6	Race - 1
7	RACE / BMW Team Teo Martín	ESP	Márcio Basso	BRA	Bronze	Thiago Marques	BRA	Bronze	BMW M6 GT3	AM	268.6	Race - 1
993	Rinaldi Racing	DEU	Rinat Salikhov	RUS	Bronze				Ferrari 488 GT3	AM	267.9	Free Practice - 3 - bronze drivers
17	Senkyr Motorsport	CZE	Richard Gonda	SVK	Silver	Joel Ericksson	SWE	Silver	BMW M6 GT3	PRO	267.9	Qualifying - 1 Driver - 1
11	RS Racing	ITA	Daniele Di Amato	ITA	Silver	Andrea Montermini	ITA	Gold	Ferrari 488 GT3	PRO	267.9	Race - 1
16	Drivex School	ESP	Marcelo Hahn	BRA	Bronze	Allam Khodair	BRA	Gold	Mercedes AMG GT3	PROAM	267.3	Free Practice - 1
90	Target Racing	ITA	Alberto Di Folco	ITA	Silver	Stefano Costantini	ITA	Bronze	Lamborghini Huracan GT3	PROAM	267.3	Race - 1
3	RACE / BMW Team Teo Martín	ESP	Lourenço Beirão da Veiga	PRT	Silver	Juan Cruz Álvarez	ARG	Silver	BMW M6 GT3	PRO	266.6	Qualifying - 1 Driver - 1
71	Luzich Racing	USA	Alexander West	SWE	Bronze	Michele Rugolo	ITA	Gold	Ferrari 488 GT3	PROAM	266.0	Free Practice - 1
25	Imperiale Racing	ITA	Riccardo Agostini	ITA	Gold	Rik Breukers	NLD	Silver	Lamborghini Huracan GT3	PRO	266.0	Qualifying - 1 Driver - 1
52	Luzich Racing	USA	Marco Cioci	ITA	Gold	Matt Griffin	IRL	Gold	Ferrari 488 GT3	PRO	266.0	Race - 1
19	Imperiale Racing	ITA	Jiatong Liang	CHN	Bronze	Raffaele Giammaria	ITA	Gold	Lamborghini Huracan GT3	PROAM	266.0	Race - 1
333	Rinaldi Racing	DEU	Vadim Kogay	RUS	Bronze	David Perel	ZAF	Silver	Ferrari 488 GT3	PROAM	266.0	Race - 1
66	Vincenzo Sospiri Racing	ITA	Giulio Borlenghi	BRA	Bronze	Andrzej Lewandowski	POL	Bronze	Lamborghini Huracan GT3	AM	265.3	Race - 1
6	Vincenzo Sospiri Racing	ITA	Edoardo Liberati	ITA	Silver	Kang Ling	CHN	Silver	Lamborghini Huracan GT3	PRO	265.3	Race - 1
9	ARC Bratislava	SVK	Miro Konôpka	SVK	Bronze	Konstantins Calko	LVA	Bronze	Lamborghini Huracan GT3	AM	263.4	Race - 1
99	Sports and You	PRT	António Coimbra	PRT	Bronze	Luis Silva	PRT	Bronze	Mercedes AMG GT3	AM	262.7	Race - 1
74	HTP Motorsport / MS Racing	AUT	Alexander Hrachowina	AUT	Bronze	Martin Konrad	AUT	Bronze	Mercedes AMG GT3	AM	261.5	Free Practice - 3 - bronze drivers
33	Rinaldi Racing	DEU	Christian Hook	DEU	Bronze	Steve Parrow	DEU	Bronze	Ferrari 488 GT3	AM	259.6	Qualifying - 1 Driver - 1





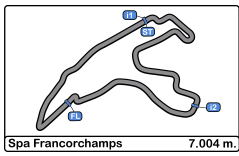
Spa Francorchamps  
International GT Open  
Race - 1  
Lap Chart



LAP

Nr	Pos	Grid	1	2	3	4	5	6	7	8	9	10	11	12	13	14	15	16	17	18	19	20	21	22	23	24	25	26	27	28	29
333	1	333	333	333	333	333	333	333	333	333	333	333	333	333	333	333	333	333	333	333	63	63	63	51	51	51	51	51	51	51	51
51	2	51	51	51	51	51	51	51	51	51	51	51	51	51	17	17	17	28	28	63	51	51	51	63	63	63	63	63	63	63	63
17	3	17	17	17	17	17	17	17	17	17	17	17	17	17	63	63	63	90	99	51	25	25	25	25	25	25	25	25	25	25	25
25	4	25	25	25	25	63	63	63	63	63	63	63	63	63	51	993	90	19	96	25	17	17	17	17	17	17	17	17	17	17	17
3	5	3	63	63	63	25	25	25	25	25	25	25	25	993	993	90	28	99	63	17	333	52	52	52	52	47	47	47	47	47	47
63	6	63	993	993	993	993	993	993	993	993	993	993	993	25	90	28	19	96	51	28	52	47	47	47	47	52	52	52	52	52	52
993	7	993	28	28	28	28	28	28	90	90	90	90	90	90	28	19	99	66	25	6	47	333	6	6	6	6	6	6	6	6	6
90	8	90	90	90	90	90	90	90	52	52	52	52	52	28	25	6	96	63	17	52	28	28	28	100	100	100	100	100	100	100	100
11	9	11	52	52	52	52	52	52	28	28	28	28	28	19	19	99	66	51	6	47	6	6	100	28	28	20	20	20	20	20	20
28	10	28	19	19	19	19	19	19	19	19	19	19	19	6	6	96	51	25	19	19	19	19	333	96	96	96	96	96	11	11	11
12	11	12	47	47	47	47	47	47	47	47	47	47	47	52	99	66	25	6	52	100	100	100	96	20	20	28	27	27	27	27	27
96	12	96	99	99	6	6	6	6	6	6	6	6	6	47	96	12	6	17	47	96	96	96	20	333	27	27	11	11	96	96	96
52	13	52	100	6	99	100	100	100	100	100	100	100	100	99	12	25	52	52	100	99	20	20	19	27	11	11	28	28	28	28	19
47	14	47	6	27	100	99	99	99	99	99	99	99	99	96	66	51	47	47	20	20	99	27	27	19	333	333	19	19	19	19	90
19	15	19	27	100	27	27	27	27	27	27	27	27	27	100	20	52	100	100	27	27	27	99	11	11	19	19	99	99	99	90	66
99	16	99	20	20	20	20	20	20	20	96	96	96	96	20	52	47	20	20	12	11	11	11	99	99	99	99	66	66	66	66	7
100	17	100	16	16	16	16	16	96	96	11	11	11	11	12	47	100	27	27	11	12	12	66	66	66	66	66	90	90	90	7	99
6	18	6	71	71	71	71	96	16	11	20	20	20	20	27	100	20	12	12	66	66	66	90	90	90	90	90	7	7	7	99	16
27	19	27	66	66	12	12	71	11	12	12	12	12	12	11	27	27	11	11	90	90	90	7	7	7	7	7	16	16	16	16	9
20	20	20	12	12	66	96	11	12	16	66	66	66	66	66	11	11	7	7	7	7	7	9	9	16	16	16	9	9	9	9	9
16	21	16	9	9	96	11	12	71	71	9	9	9	9	9	7	7	9	9	9	9	9	16	16	9	9	9	333				
71	22	71	96	96	11	66	66	66	66	7	7	7	7	7	9	9	16	16	16	16	16										
66	23	66	7	11	9	9	9	9	9	9	16	16	16	16	16	16															





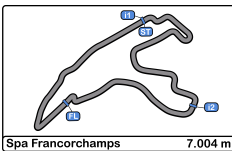
Spa Francorchamps  
International GT Open  
Race - 1  
Lap Chart



LAP

Nr	Pos	30
333	1	51
51	2	63
17	3	25
25	4	17
3	5	47
63	6	52
993	7	6
90	8	100
11	9	20
28	10	11
12	11	27
96	12	96
52	13	19
47	14	90
19	15	66
99	16	7
100	17	16
6	18	99
27	19	
20	20	
16	21	
71	22	
66	23	





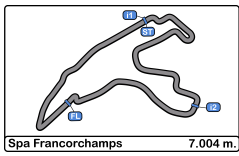
Spa Francorchamps  
International GT Open  
Race - 1  
Lap Chart



LAP

Nr	Pos	Grid	1	2	3	4	5	6	7	8	9	10	11	12	13	14	15	16	17	18	19	20	21	22	23	24	25	26	27	28	29
9	<b>24</b>	9	11	7	7	7	7	7	7	71																					
7	<b>25</b>	7	33	33	33	33	33	33	33	33																					
33	<b>26</b>	33																													





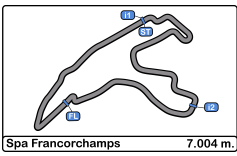
Spa Francorchamps  
International GT Open  
Race - 1  
Lap Chart



LAP

Nr	Pos	30
9	<b>24</b>	
7	<b>25</b>	
33	<b>26</b>	

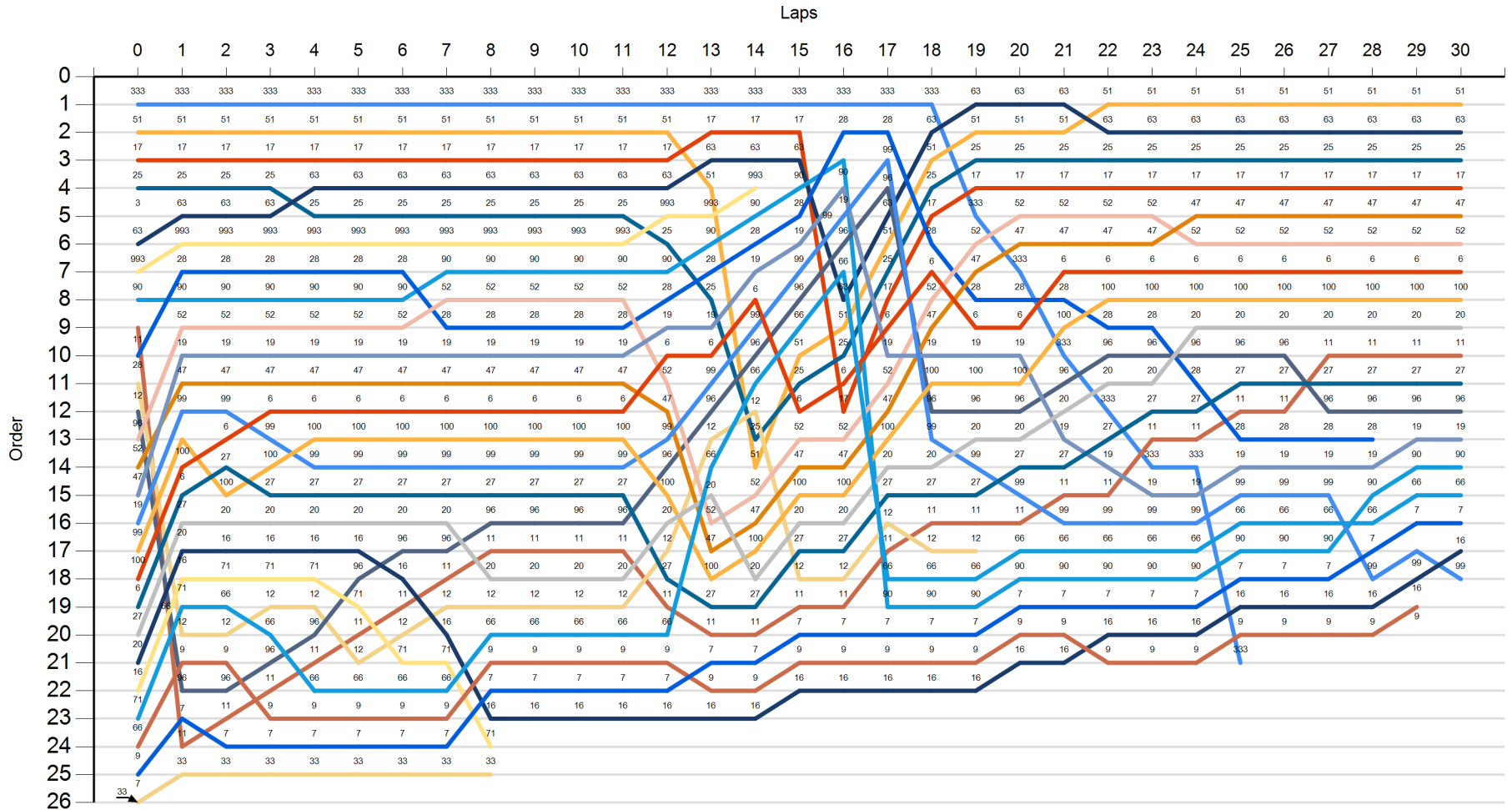


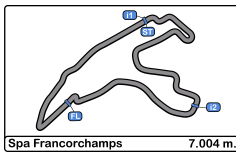


Spa Francorchamps  
International GT Open  
Race - 1  
Graphic Lap Chart



- 333
- 51
- 17
- 25
- 3
- 63
- 993
- 90
- 11
- 28
- 12
- 96
- 52
- 47
- 19
- 99
- 100
- 6
- 27
- 20
- 16
- 71
- 66
- 9
- 7
- 33





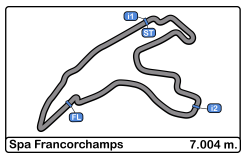
**Spa Francorchamps**  
**International GT Open**  
**Race - 1**  
**Pit Stop Analysis**



Nr.	In Day Time	Entrant/Team	Nat	Driver 1	Nat	Status	Driver 2	Nat	Status	Vehicle	Cat	In Time	Stop N°	Pit Time	Handicap	Penalty
52	15:53:15.037	Luzich Racing	USA	<b>Marco Cioci</b>	ITA	Gold	Matt Griffin	IRL	Gold	Ferrari 488 GT3	PRO	28:19.940	1	1:31.526	1:30	
47	15:53:18.940	RACE / BMW Team Teo Martín	ESP	Fran Rueda	ESP	Silver	<b>Andrés Saravia</b>	GTM	Silver	BMW M6 GT3	PRO	28:23.844	1	1:37.313	1:35	
100	15:53:31.412	Autoclub Excelsior / Brussels	BEL	<b>Tim Verbergt</b>	BEL	Gold	Wolfgang Reip	BEL	Gold	Aston Martin Vantage GT3	PRO	28:36.315	1	1:25.539	1:15	
27	15:53:37.578	Daiko Lazarus Racing	ITA	Fabrizio Crestani	ITA	Silver	<b>Miguel Ramos</b>	PTR	Bronze	Lamborghini Huracan GT3	PROAM	28:42.481	1	1:31.115	1:30	
11	15:53:38.332	RS Racing	ITA	Daniele Di Amato	ITA	Silver	<b>Andrea Montermini</b>	ITA	Gold	Ferrari 488 GT3	PRO	28:43.235	1	1:35.994	1:30	
9	15:54:14.065	ARC Bratislava	SVK	<b>Miro Konôpka</b>	SVK	Bronze	Konstantíns Calko	LVA	Bronze	Lamborghini Huracan GT3	AM	29:18.968	1	1:34.870	1:25	
7	15:54:20.078	RACE / BMW Team Teo Martín	ESP	<b>Márcio Basso</b>	BRA	Bronze	Thiago Marques	BRA	Bronze	BMW M6 GT3	AM	29:24.981	1	1:26.430	1:25	
16	15:54:42.557	Drivex School	ESP	<b>Marcelo Hahn</b>	BRA	Bronze	Allam Khodair	BRA	Gold	Mercedes AMG GT3	PROAM	29:47.460	1	1:27.181	1:25	
51	15:55:15.609	Luzich Racing	USA	Alessandro Pier Guidi	ITA	Platinum	<b>Mikkel Mac</b>	DNK	Gold	Ferrari 488 GT3	PRO	30:20.512	1	1:31.473	1:30	
25	15:55:31.508	Imperiale Racing	ITA	<b>Riccardo Agostini</b>	ITA	Gold	Rik Breukers	NLD	Silver	Lamborghini Huracan GT3	PRO	30:36.411	1	1:15.140	1:15	
20	15:56:05.582	SPS Automotive Performance	DEU	<b>Valentin Pierburg</b>	DEU	Bronze	Tom Onslow-Cole	GBR	Gold	Mercedes AMG GT3	PROAM	31:10.485	1	1:17.810	1:15	
6	15:58:01.737	Vincenzo Sospiri Racing	ITA	Edoardo Liberati	ITA	Silver	<b>Kang Ling</b>	CHN	Silver	Lamborghini Huracan GT3	PRO	33:06.640	1	1:13.665	1:15	-1.335
12	15:58:28.615	Ombra Racing	ITA	<b>Fernando Rees</b>	BRA	Gold	Damiano Fioravanti	ITA	Silver	Lamborghini Huracan GT3	PRO	33:33.518	1	1:16.704	1:15	
17	15:59:59.901	Senkyr Motorsport	CZE	<b>Richard Gonda</b>	SVK	Silver	Joel Ericksson	SWE	Silver	BMW M6 GT3	PRO	35:04.804	1	1:42.617	1:15	
63	16:00:02.246	Imperiale Racing	ITA	<b>Giovanni Venturini</b>	ITA	Gold	Jeroen Mul	NLD	Silver	Lamborghini Huracan GT3	PRO	35:07.149	1	1:17.743	1:15	
90	16:02:38.157	Target Racing	ITA	<b>Alberto Di Folco</b>	ITA	Silver	Stefano Costantini	ITA	Bronze	Lamborghini Huracan GT3	PROAM	37:43.060	1	2:18.035	1:15	
19	16:02:42.747	Imperiale Racing	ITA	Jiatong Liang	CHN	Bronze	<b>Raffaele Giammaria</b>	ITA	Gold	Lamborghini Huracan GT3	PROAM	37:47.650	1	1:15.603	1:15	
66	16:03:19.616	Vincenzo Sospiri Racing	ITA	Giulio Borlenghi	BRA	Bronze	<b>Andrzej Lewandowski</b>	POL	Bronze	Lamborghini Huracan GT3	AM	38:24.519	1	1:17.937	1:15	
28	16:05:02.076	Daiko Lazarus Racing	ITA	<b>Toby Sowery</b>	GBR	Silver	Giuseppe Cipriani	ITA	Bronze	Lamborghini Huracan GT3	PROAM	40:06.979	1	1:14.608	1:15	-0.392
99	16:05:19.245	Sports and You	PRT	<b>António Coimbra</b>	PRT	Bronze	Luis Silva	PRT	Bronze	Mercedes AMG GT3	AM	40:24.148	1	1:17.902	1:15	
96	16:05:20.428	Optimum Motorsport	GBR	<b>Bradley Ellis</b>	GBR	Silver	Oliver Wilkinson	GBR	Bronze	Audi R8 LMS	PROAM	40:25.331	1	1:14.046	1:15	-0.954
333	16:06:49.545	Rinaldi Racing	DEU	Vadim Kogay	RUS	Bronze	<b>David Perel</b>	ZAF	Silver	Ferrari 488 GT3	PROAM	41:54.449	1	1:49.574	1:15	



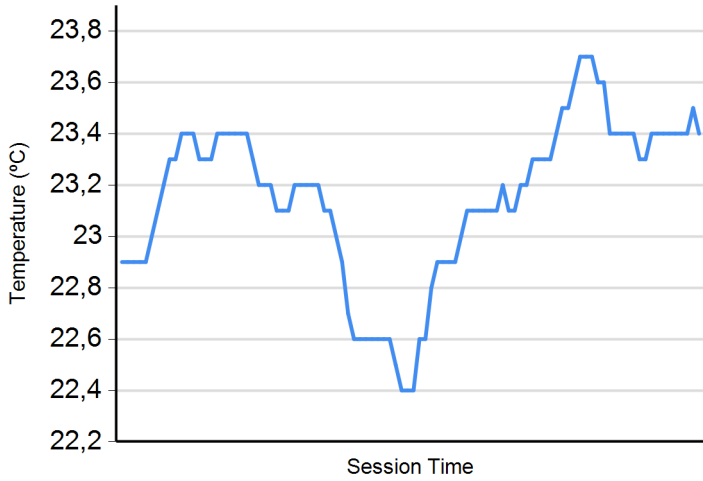




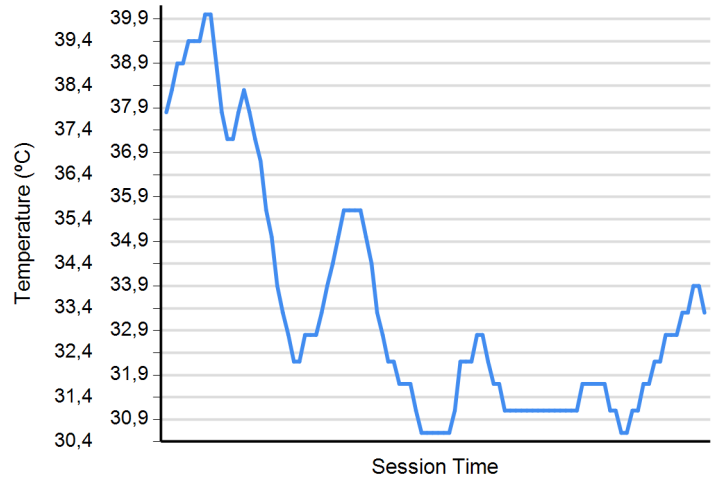
**Spa Francorchamps**  
**International GT Open**  
**Race - 1**  
**Weather Report**



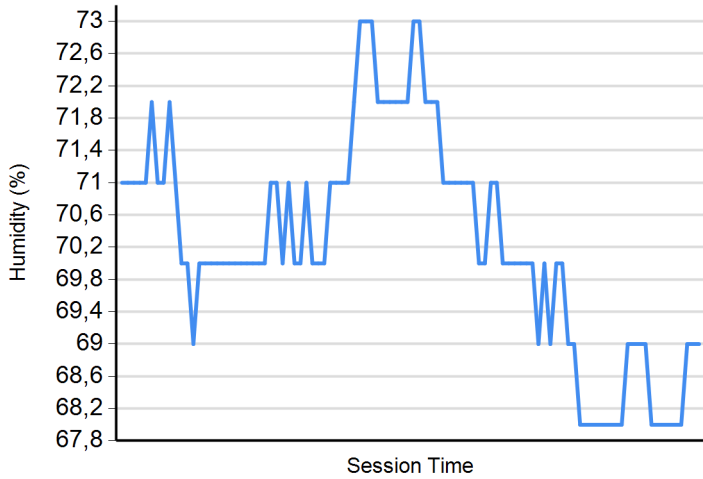
**Air Temperature**



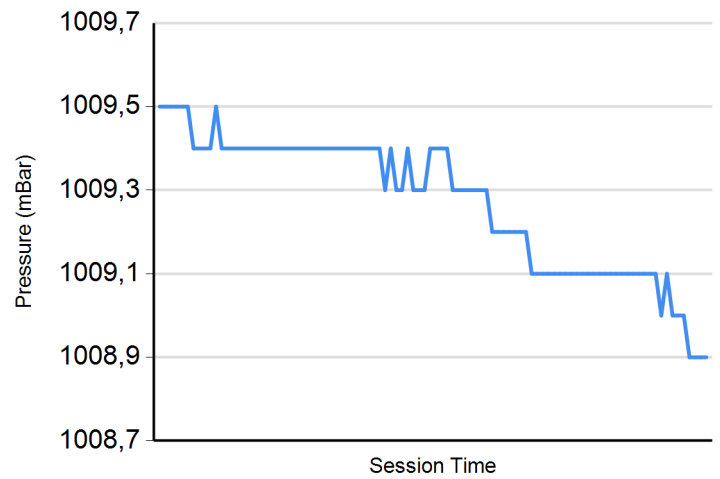
**Track Temperature**



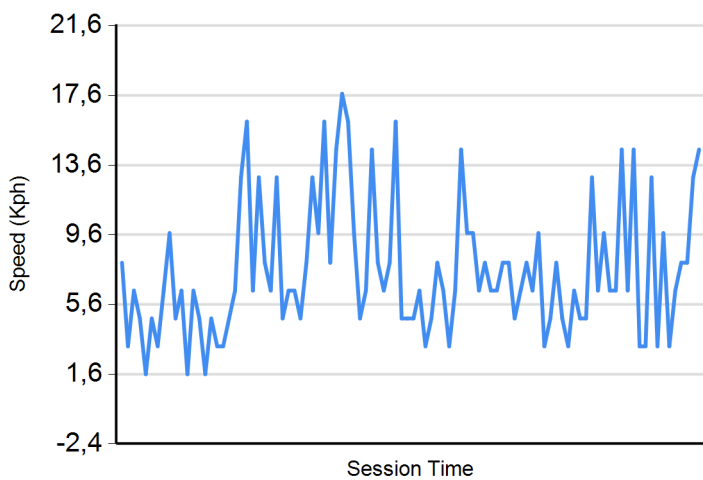
**Humidity**



**Pressure**



**Wind Speed**



**Wind direction**

North = 0°/360° Est = 90° South = 180° West = 270°

