



## British GT Championship

Rounds 4 & 5

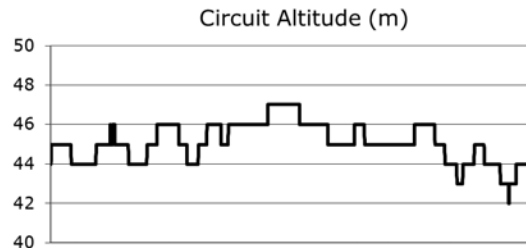
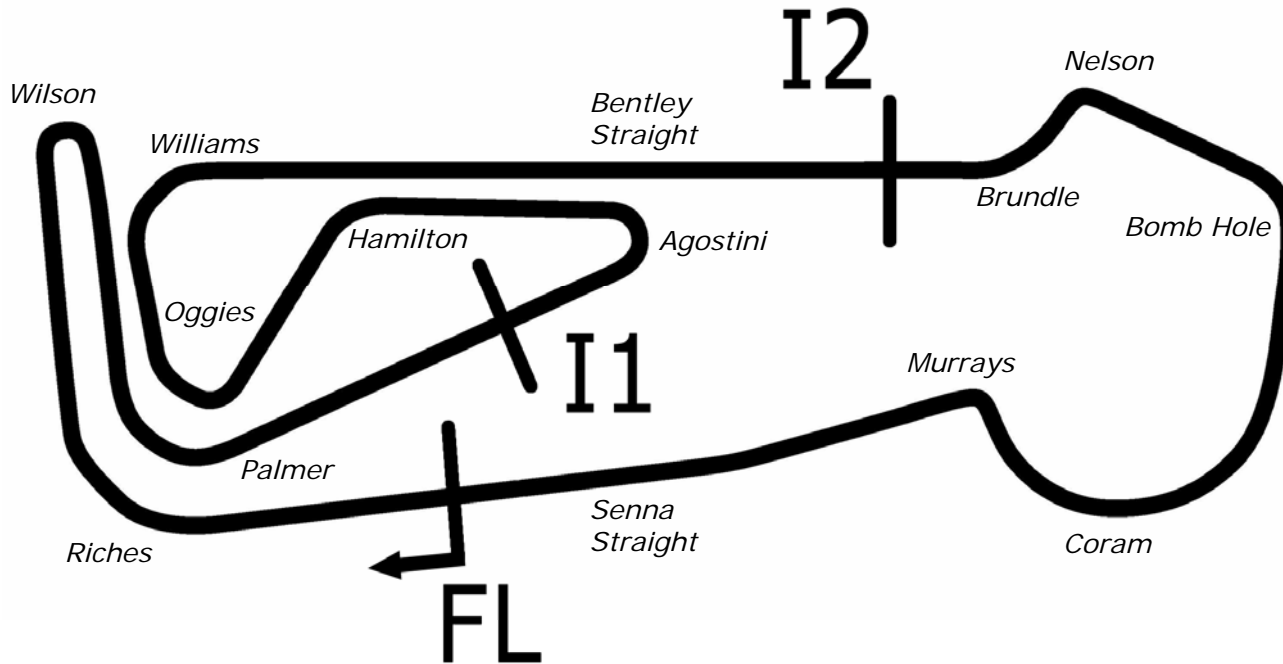
Snetterton 300 Circuit

26<sup>th</sup> / 27<sup>th</sup> May 2018



Results Provided by Timing Solutions Ltd  
[www.tsl-timing.com](http://www.tsl-timing.com)

# Snetterton 300



Length	2.9689 miles	4778.0 m	
FL		52.46340 N	0.94476 E
I1	1545m	52.46487 N	0.94466 E
I2	3198m	52.46617 N	0.94964 E
Pit Entry	4572m	52.46364 N	0.94774 E
Pit Exit	40m after FL	52.46338 N	0.94420 E
Pit Entry–Pit Exit 246m, 22.1s @40kph, 14.7s @60kph			

All results available at [www.tsl-timing.com](http://www.tsl-timing.com)

# British GT Championship

## FREE PRACTICE 1 - CLASSIFICATION

POS	NO	CL	PIC	TEAM / DRIVERS	CAR	TIME	ON	LAPS	GAP	DIFF	MPH
1	11	GT3PA	1	TF Sport Mark FARMER / Nicki THIM	Aston Martin V12 Vantage GT3	1:49.118	3	20			97.94
2	47	GT3PA	2	Jetstream Motorsport Graham DAVIDSON / Maxime MARTIN	Aston Martin V12 Vantage GT3	1:49.182	19	19	0.064	0.064	97.89
3	17	GT3PA	3	TF Sport Derek JOHNSTON / Marco SORENSEN	Aston Martin V12 Vantage GT3	1:49.362	8	21	0.244	0.180	97.73
4	75	GT3PA	4	Optimum Motorsport Flick HAIGH / Jonny ADAM	Aston Martin V12 Vantage GT3	1:49.440	6	18	0.322	0.078	97.66
5	33	GT3PA	5	Barwell Motorsport Jon MINSHAW / Phil KEEN	Lamborghini Huracan GT3	1:49.477	2	18	0.359	0.037	97.62
6	116	GT3PA	6	ERC Sport Lee MOWLE / Yelmer BUURMAN	Mercedes-AMG GT3	1:49.543	16	19	0.425	0.066	97.56
7	7	GT3PA	7	Team Parker Racing Ltd Ian LOGGIE / Callum MACLEOD	Bentley Continental GT3	1:49.668	2	14	0.550	0.125	97.45
8	69	GT3PA	8	Barwell Motorsport Sam DE HAAN / Jonny COCKER	Lamborghini Huracan GT3	1:49.747	2	19	0.629	0.079	97.38
9	99	GT3PA	9	Beechdean AMR Andrew HOWARD / Darren TURNER	Aston Martin V12 Vantage GT3	1:50.369	9	19	1.251	0.622	96.83
10	1	GT3PA	10	Team Parker Racing Ltd Rick PARFITT JNR / Ryan RATCLIFFE	Bentley Continental GT3	1:51.111	18	18	1.993	0.742	96.19
11	24	GT3S	1	RJN Motorsport Jordan WITT / Struan MOORE	Nissan GT-R NISMO GT3	1:51.649	15	18	2.531	0.538	95.72
12	66	GT4PA	1	Team Parker Racing Ltd Nick JONES / Scott MALVERN	Mercedes-AMG GT4	1:59.455	9	16	10.337	7.806	89.47
13	43	GT4S	1	Century Motorsport Aleksander SCHJERPEN / Jack MITCHELL	BMW M4 GT4	1:59.507	8	17	10.389	0.052	89.43
14	62	GT4S	2	Academy Motorsport Will MOORE / Matt NICOLL-JONES	Aston Martin V8 Vantage GT4	1:59.811	15	17	10.693	0.304	89.20
15	68	GT4S	3	Steller Performance Tom CANNING / Sennan FIELDING	Toyota GT86	1:59.838	7	16	10.720	0.027	89.18
16	10	GT4S	4	Equipe Verschuur Finlay HUTCHISON / Daniel MCKAY	McLaren 570S GT4	1:59.864	16	16	10.746	0.026	89.16
17	5	GT4S	5	Tolman Motorsport Ltd Lewis PROCTOR / Jordan ALBERT	McLaren 570S GT4	2:00.000	6	16	10.882	0.136	89.06
18	77	GT4PA	2	Fox Motorsport Mark MURFITT / Michael BROADHURST	Mercedes-AMG GT4	2:00.078	17	17	10.960	0.078	89.00
19	55	GT4S	6	HHC Motorsport Callum POINTON / Patrik MATTHIESEN	Ginetta G55 GT4	2:00.113	10	19	10.995	0.035	88.98
20	86	GT4S	7	Steller Performance Dean MACDONALD / Alex QUINN	Toyota GT86	2:00.147	6	7	11.029	0.034	88.95
21	4	GT4S	8	Tolman Motorsport Ltd Michael O'BRIEN / Charlie FAGG	McLaren 570S GT4	2:00.179	10	13	11.061	0.032	88.93
22	42	GT4S	9	Century Motorsport Ben TUCK / Ben GREEN	BMW M4 GT4	2:00.218	9	18	11.100	0.039	88.90
23	50	GT4PA	3	HHC Motorsport Mike NEWBOULD / Will BURNS	Ginetta G55 GT4	2:00.271	7	16	11.153	0.053	88.86
24	501	GT4PA	4	Balfe Motorsport Graham JOHNSON / Mike ROBINSON	McLaren 570S GT4	2:00.533	7	16	11.415	0.262	88.67
25	61	GT4S	10	Academy Motorsport Tom WOOD / Jan JONCK	Aston Martin V8 Vantage GT4	2:00.580	8	16	11.462	0.047	88.63
26	56	GT4PA	5	Tolman Motorsport Ltd David PATTISON / Joe OSBORNE	McLaren 570S GT4	2:00.621	4	19	11.503	0.041	88.60
27	44	GT4PA	6	Invictus Games Racing Steve MCCULLLEY / Matthew GEORGE	Jaguar F-TYPE SVR GT4	2:00.856	4	6	11.738	0.235	88.43
28	22	GT4PA	7	Invictus Games Racing Ben NORFOLK / Jason WOLFE	Jaguar F-TYPE SVR GT4	2:00.856	6	17	11.738	0.000	88.43
29	72	GT4PA	8	Track-Club Adam BALON / Ben BARNICOAT	McLaren 570S GT4	2:02.558	2	2	13.440	1.702	87.20
30	88	GT4S	11	Team HARD. with Trade Price Cars Joshua JACKSON / Benjamin WALLACE	Ginetta G55 GT4	2:03.478	14	15	14.360	0.920	86.55
31	34	GT4PA	9	Team HARD. with Trade Price Cars Anna WALEWSKA / Callum HAWKINS-ROW	Ginetta G55 GT4	2:05.870	8	11	16.752	2.392	84.91
32	54	GT4PA	10	UltraTek Racing Team RJN Stephen JOHANSEN / Jesse ANTILLA	Nissan 370Z GT4	2:08.510	2	3	19.392	2.640	83.16
33	53	GT4PA	11	UltraTek Racing Team RJN Kelvin FLETCHER / Martin PLOWMAN	Nissan 370Z GT4		0	1			

Snetterton 300  
Circuit Length = 2.9689 miles  
Start: 09:30 Flag 10:30 End: 10:36

Weather / Track : Cloudy / Dry

These results are provisional until the conclusion of any judicial and technical matters.

Race Director : Peter Daly	Stewards :	Timekeeper :
----------------------------	------------	--------------

Results can be found at [www.tsl-timing.com](http://www.tsl-timing.com)

Printed - 10:34 Saturday, 26 May 2018

## British GT Championship

### FREE PRACTICE 1 - CLASSIFICATION BY CLASS

#### CLASS : GT3

POS	NO	NAME	ENTRY	TIME	ON	LAPS	GAP	DIFF	MPH
1	11	TF Sport	Aston Martin V12 Vantage GT3	1:49.118	3	20			97.94
2	47	Jetstream Motorsport	Aston Martin V12 Vantage GT3	1:49.182	19	19	0.064	0.064	97.89
3	17	TF Sport	Aston Martin V12 Vantage GT3	1:49.362	8	21	0.244	0.180	97.73
4	75	Optimum Motorsport	Aston Martin V12 Vantage GT3	1:49.440	6	18	0.322	0.078	97.66
5	33	Barwell Motorsport	Lamborghini Huracan GT3	1:49.477	2	18	0.359	0.037	97.62
6	116	ERC Sport	Mercedes-AMG GT3	1:49.543	16	19	0.425	0.066	97.56
7	7	Team Parker Racing Ltd	Bentley Continental GT3	1:49.668	2	14	0.550	0.125	97.45
8	69	Barwell Motorsport	Lamborghini Huracan GT3	1:49.747	2	19	0.629	0.079	97.38
9	99	Beechdean AMR	Aston Martin V12 Vantage GT3	1:50.369	9	19	1.251	0.622	96.83
10	1	Team Parker Racing Ltd	Bentley Continental GT3	1:51.111	18	18	1.993	0.742	96.19
11	24	RJN Motorsport	Nissan GT-R NISMO GT3	1:51.649	15	18	2.531	0.538	95.72

#### CLASS : GT4

POS	NO	NAME	ENTRY	TIME	ON	LAPS	GAP	DIFF	MPH
1	66	Team Parker Racing Ltd	Mercedes-AMG GT4	1:59.455	9	16			89.47
2	43	Century Motorsport	BMW M4 GT4	1:59.507	8	17	0.052	0.052	89.43
3	62	Academy Motorsport	Aston Martin V8 Vantage GT4	1:59.811	15	17	0.356	0.304	89.20
4	68	Steller Performance	Toyota GT86	1:59.838	7	16	0.383	0.027	89.18
5	10	Equipe Vershuur	McLaren 570S GT4	1:59.864	16	16	0.409	0.026	89.16
6	5	Tolman Motorsport Ltd	McLaren 570S GT4	2:00.000	6	16	0.545	0.136	89.06
7	77	Fox Motorsport	Mercedes-AMG GT4	2:00.078	17	17	0.623	0.078	89.00
8	55	HHC Motorsport	Ginetta G55 GT4	2:00.113	10	19	0.658	0.035	88.98
9	86	Steller Performance	Toyota GT86	2:00.147	6	7	0.692	0.034	88.95
10	4	Tolman Motorsport Ltd	McLaren 570S GT4	2:00.179	10	13	0.724	0.032	88.93
11	42	Century Motorsport	BMW M4 GT4	2:00.218	9	18	0.763	0.039	88.90
12	50	HHC Motorsport	Ginetta G55 GT4	2:00.271	7	16	0.816	0.053	88.86
13	501	Balfe Motorsport	McLaren 570S GT4	2:00.533	7	16	1.078	0.262	88.67
14	61	Academy Motorsport	Aston Martin V8 Vantage GT4	2:00.580	8	16	1.125	0.047	88.63
15	56	Tolman Motorsport Ltd	McLaren 570S GT4	2:00.621	4	19	1.166	0.041	88.60
16	44	Invictus Games Racing	Jaguar F-TYPE SVR GT4	2:00.856	4	6	1.401	0.235	88.43
17	22	Invictus Games Racing	Jaguar F-TYPE SVR GT4	2:00.856	6	17	1.401	0.000	88.43
18	72	Track-Club	McLaren 570S GT4	2:02.558	2	2	3.103	1.702	87.20
19	88	Team HARD. with Trade Price Cars	Ginetta G55 GT4	2:03.478	14	15	4.023	0.920	86.55
20	34	Team HARD. with Trade Price Cars	Ginetta G55 GT4	2:05.870	8	11	6.415	2.392	84.91
21	54	UltraTek Racing Team RJN	Nissan 370Z GT4	2:08.510	2	3	9.055	2.640	83.16
22	53	UltraTek Racing Team RJN	Nissan 370Z GT4			1			

#### CLASS : GT3 - GT3S

POS	NO	NAME	ENTRY	TIME	ON	LAPS	GAP	DIFF	MPH
1	24	RJN Motorsport	Nissan GT-R NISMO GT3	1:51.649	15	18			95.72

#### CLASS : GT3 - GT3PA

POS	NO	NAME	ENTRY	TIME	ON	LAPS	GAP	DIFF	MPH
1	11	TF Sport	Aston Martin V12 Vantage GT3	1:49.118	3	20			97.94

Snetterton 300  
 Circuit Length = 2.9689 miles  
 Start: 09:30 Flag 10:30 End: 10:34

Weather / Track : Cloudy / Dry

These results are provisional until the conclusion of any judicial and technical matters.

Race Director : Peter Daly	Stewards :	Timekeeper :
----------------------------	------------	--------------

## British GT Championship

### FREE PRACTICE 1 - CLASSIFICATION BY CLASS

2	47	Jetstream Motorsport	Aston Martin V12 Vantage GT3	1:49.182	19	19	0.064	0.064	97.89
3	17	TF Sport	Aston Martin V12 Vantage GT3	1:49.362	8	21	0.244	0.180	97.73
4	75	Optimum Motorsport	Aston Martin V12 Vantage GT3	1:49.440	6	18	0.322	0.078	97.66
5	33	Barwell Motorsport	Lamborghini Huracan GT3	1:49.477	2	18	0.359	0.037	97.62
6	116	ERC Sport	Mercedes-AMG GT3	1:49.543	16	19	0.425	0.066	97.56
7	7	Team Parker Racing Ltd	Bentley Continental GT3	1:49.668	2	14	0.550	0.125	97.45
8	69	Barwell Motorsport	Lamborghini Huracan GT3	1:49.747	2	19	0.629	0.079	97.38
9	99	Beechdean AMR	Aston Martin V12 Vantage GT3	1:50.369	9	19	1.251	0.622	96.83
10	1	Team Parker Racing Ltd	Bentley Continental GT3	1:51.111	18	18	1.993	0.742	96.19

#### CLASS : GT4 - GT4PA

POS	NO	NAME	ENTRY	TIME	ON	LAPS	GAP	DIFF	MPH
1	66	Team Parker Racing Ltd	Mercedes-AMG GT4	1:59.455	9	16			89.47
2	77	Fox Motorsport	Mercedes-AMG GT4	2:00.078	17	17	0.623	0.623	89.00
3	50	HHC Motorsport	Ginetta G55 GT4	2:00.271	7	16	0.816	0.193	88.86
4	501	Balfe Motorsport	McLaren 570S GT4	2:00.533	7	16	1.078	0.262	88.67
5	56	Tolman Motorsport Ltd	McLaren 570S GT4	2:00.621	4	19	1.166	0.088	88.60
6	44	Invictus Games Racing	Jaguar F-TYPE SVR GT4	2:00.856	4	6	1.401	0.235	88.43
7	22	Invictus Games Racing	Jaguar F-TYPE SVR GT4	2:00.856	6	17	1.401	0.000	88.43
8	72	Track-Club	McLaren 570S GT4	2:02.558	2	2	3.103	1.702	87.20
9	34	Team HARD. with Trade Price Cars	Ginetta G55 GT4	2:05.870	8	11	6.415	3.312	84.91
10	54	UltraTek Racing Team RJN	Nissan 370Z GT4	2:08.510	2	3	9.055	2.640	83.16
11	53	UltraTek Racing Team RJN	Nissan 370Z GT4			1			

#### CLASS : GT4 - GT4S

POS	NO	NAME	ENTRY	TIME	ON	LAPS	GAP	DIFF	MPH
1	43	Century Motorsport	BMW M4 GT4	1:59.507	8	17			89.43
2	62	Academy Motorsport	Aston Martin V8 Vantage GT4	1:59.811	15	17	0.304	0.304	89.20
3	68	Steller Performance	Toyota GT86	1:59.838	7	16	0.331	0.027	89.18
4	10	Equipe Verschuur	McLaren 570S GT4	1:59.864	16	16	0.357	0.026	89.16
5	5	Tolman Motorsport Ltd	McLaren 570S GT4	2:00.000	6	16	0.493	0.136	89.06
6	55	HHC Motorsport	Ginetta G55 GT4	2:00.113	10	19	0.606	0.113	88.98
7	86	Steller Performance	Toyota GT86	2:00.147	6	7	0.640	0.034	88.95
8	4	Tolman Motorsport Ltd	McLaren 570S GT4	2:00.179	10	13	0.672	0.032	88.93
9	42	Century Motorsport	BMW M4 GT4	2:00.218	9	18	0.711	0.039	88.90
10	61	Academy Motorsport	Aston Martin V8 Vantage GT4	2:00.580	8	16	1.073	0.362	88.63
11	88	Team HARD. with Trade Price Cars	Ginetta G55 GT4	2:03.478	14	15	3.971	2.898	86.55

Snetterton 300

Circuit Length = 2.9689 miles

Start: 09:30 Flag 10:30 End: 10:34

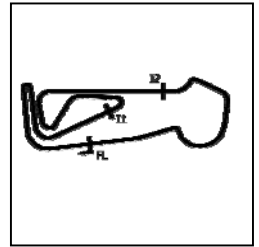
Weather / Track : Cloudy / Dry

These results are provisional until the conclusion of any judicial and technical matters.

Race Director : Peter Daly	Stewards :	Timekeeper :
----------------------------	------------	--------------

# British GT Championship

## FREE PRACTICE 1 - SECTOR ANALYSIS



SECTOR 1 = FL to I1, SECTOR 2 = I1 to I2, SECTOR 3 = I2 to FL, DIFF = Difference To Personal Best Lap, P = Crossed Finish Line in Pit Lane, D = Time Disallowed

P1		11 GT3PA		TF Sport		Aston Martin V12 Vantage GT3					
IDEAL LAP TIME : 1:48.936		BEST LAP TIME : 1:49.118		DIFFERENCE : 0.182							
D1: Mark FARMER		D2: Nicki THIM									
LAP	SECTOR 1	SECTOR 2		SECTOR 3		LAP TIME	MPH	DIFF	TIME OF DAY		
1 - D2	OUTLAP	129.5	40.501	123.1	38.082	139.2	2:00.271	88.86	11.153	09:32:24.431	
2 - D2	<b>34.093</b>	131.5	<b>38.852</b>	151.8	36.211	139.5	1:49.156 (2)	97.91	0.038	09:34:13.587	
3 - D2	34.141	132.8	38.958	151.8	36.019	140.6	<b>1:49.118 (1)</b>	<b>97.94</b>		<b>09:36:02.705</b>	
4 - D2	34.890	132.8	39.147	151.8	IN PIT		9:46.735 P	18.21	7:57.617	09:45:49.440	
5 - D2	OUTLAP	128.0	39.964	150.8	<b>35.991</b>	139.5	1:55.684	92.39	6.566	09:47:45.124	
6 - D2	34.267	132.6	39.367	151.8	36.065	140.1	1:49.699 (3)	97.43	0.581	09:49:34.823	
7 - D2	34.341	132.6	39.093	<b>153.2</b>	36.847	139.8	1:50.281	96.91	1.163	09:51:25.104	
8 - D2	34.305	<b>133.1</b>	39.323	152.1	36.327	<b>141.2</b>	1:49.955	97.20	0.837	09:53:15.059	
9 - D2	34.672	132.3	39.787	151.4	36.434	140.6	1:50.893	96.38	1.775	09:55:05.952	
10 - D2	34.867	131.3	40.966	100.1	IN PIT		12:38.784 P	14.08	10:49.666	10:07:44.736	
11 - D1	OUTLAP	128.3	41.980	150.1	37.575	139.5	1:59.867	89.16	10.749	10:09:44.603	
12 - D1	35.547	131.0	41.706	150.8	37.966	139.8	1:55.219	92.76	6.101	10:11:39.822	
13 - D1	35.494	131.5	40.643	151.1	IN PIT		5:46.357 P	30.85	3:57.239	10:17:26.179	
14 - D1	OUTLAP	129.8	40.854	151.1	37.321	139.5	1:58.812	89.95	9.694	10:19:24.991	
15 - D1	35.546	131.3	40.121	152.1	36.930	140.3	1:52.597	94.92	3.479	10:21:17.588	
16 - D1	35.133	131.0	40.146	<b>153.2</b>	37.044	140.6	1:52.323	95.15	3.205	10:23:09.911	
17 - D1	34.770	132.6	40.414	152.5	36.763	140.1	1:51.947	95.47	2.829	10:25:01.858	
18 - D1	34.852	132.3	39.906	152.1	36.998	140.9	1:51.756	95.63	2.638	10:26:53.614	
19 - D1	35.182	132.3	40.323	152.8	36.839	140.6	1:52.344	95.13	3.226	10:28:45.958	
20 - D1	35.086	132.1	40.756	152.5	36.973	140.6	1:52.815	94.73	3.697	10:30:38.773	

P2		47 GT3PA		Jetstream Motorsport		Aston Martin V12 Vantage GT3					
IDEAL LAP TIME : 1:49.088		BEST LAP TIME : 1:49.182		DIFFERENCE : 0.094							
D1: Graham DAVIDSON		D2: Maxime MARTIN									
LAP	SECTOR 1	SECTOR 2		SECTOR 3		LAP TIME	MPH	DIFF	TIME OF DAY		
1 - D1	OUTLAP	112.5	42.869	147.1	IN PIT		4:40.598 P	38.09	2:51.416	09:34:53.857	
2 - D2	OUTLAP	129.5	41.164	148.4	36.998	137.5	1:56.807	91.50	7.625	09:36:50.664	
3 - D2	35.708	130.5	39.441	149.1	37.863	138.0	1:53.012	94.57	3.830	09:38:43.676	
4 - D2	34.860	130.8	39.815	149.7	IN PIT		6:58.020 P	25.56	5:08.838	09:45:41.696	
5 - D1	OUTLAP	127.8	40.857	150.1	37.355	<b>139.8</b>	1:59.747	89.25	10.565	09:47:41.443	
6 - D1	34.937	131.5	39.779	149.7	36.688	139.2	1:51.404	95.93	2.222	09:49:32.847	
7 - D1	34.652	131.5	39.715	150.4	36.465	139.2	1:50.832	96.43	1.650	09:51:23.679	
8 - D1	34.635	131.0	39.616	150.8	37.114	139.2	1:51.365	95.97	2.183	09:53:15.044	
9 - D1	34.203	130.8	39.857	150.1	36.520	<b>139.8</b>	1:50.580	96.65	1.398	09:55:05.624	
10 - D1	37.697	130.3	41.515	134.7	IN PIT		12:17.332 P	14.49	10:28.150	10:07:22.956	
11 - D1	OUTLAP	128.8	40.195	149.7	36.625	138.3	1:56.465	91.77	7.283	10:09:19.421	
12 - D1	34.710	130.3	39.583	149.7	36.622	138.9	1:50.915	96.36	1.733	10:11:10.336	
13 - D1	34.456	132.3	41.718	150.4	IN PIT		7:00.402 P	25.42	5:11.220	10:18:10.738	
14 - D2	OUTLAP	112.0	41.363	150.4	38.931	138.0	2:00.319	88.83	11.137	10:20:11.057	
15 - D2	35.796	130.3	40.301	150.8	38.789	138.6	1:54.886	93.03	5.704	10:22:05.943	
16 - D2	34.815	131.3	39.114	151.4	36.000	138.9	1:49.929 (3)	97.22	0.747	10:23:55.872	
17 - D2	34.267	131.5	<b>39.077</b>	<b>151.8</b>	36.035	138.9	1:49.379 (2)	97.71	0.197	10:25:45.251	
18 - D2	34.434	131.5	39.325	151.4	36.670	139.2	1:50.429	96.78	1.247	10:27:35.680	
19 - D2	<b>34.195</b>	132.3	39.171	151.4	<b>35.816</b>	138.9	<b>1:49.182 (1)</b>	<b>97.89</b>		<b>10:29:24.862</b>	

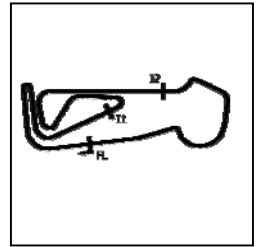
P3		17 GT3PA		TF Sport		Aston Martin V12 Vantage GT3					
IDEAL LAP TIME : 1:48.993		BEST LAP TIME : 1:49.362		DIFFERENCE : 0.369							
D1: Derek JOHNSTON		D2: Marco SORENSEN									
LAP	SECTOR 1	SECTOR 2		SECTOR 3		LAP TIME	MPH	DIFF	TIME OF DAY		
1 - D1	OUTLAP	127.8	40.830	149.7	37.832	137.7	1:58.732	90.01	9.370	09:32:15.080	
2 - D1	35.462	130.5	40.674	149.7	38.124	138.9	1:54.260	93.54	4.898	09:34:09.340	
3 - D1	35.082	130.3	40.177	150.1	38.090	138.6	1:53.349	94.29	3.987	09:36:02.689	
4 - D1	36.585	129.3	41.131	149.7	39.059	137.7	1:56.775	91.52	7.413	09:37:59.464	
5 - D1	36.689	129.0	41.011	150.8	38.215	139.5	1:55.915	92.20	6.553	09:39:55.379	
6 - D1	36.140	106.6	47.050	110.3	IN PIT		5:41.833 P	31.26	3:52.471	09:45:37.212	
7 - D2	OUTLAP	129.8	40.076	151.1	36.589	138.6	1:56.320	91.88	6.958	09:47:33.532	
8 - D2	34.385	<b>132.3</b>	39.219	150.4	<b>35.758</b>	139.8	<b>1:49.362 (1)</b>	<b>97.73</b>		<b>09:49:22.894</b>	
9 - D2	<b>34.169</b>	131.8	39.264	151.4	37.031	139.5	1:50.464	96.75	1.102	09:51:13.358	

Weather / Track : Cloudy / Dry

Snetterton 300  
Circuit Length = 2.9689 miles  
Start: 09:30 Flag 10:30 End: 10:34

# British GT Championship

## FREE PRACTICE 1 - SECTOR ANALYSIS



SECTOR 1 = FL to I1, SECTOR 2 = I1 to I2, SECTOR 3 = I2 to FL, DIFF = Difference To Personal Best Lap, P = Crossed Finish Line in Pit Lane, D = Time Disallowed

10 - D2	34.436	131.8	39.082	150.8	36.012	139.5	1:49.530 (2)	97.58	0.168	09:53:02.888
11 - D2	34.442	<b>132.3</b>	<b>39.066</b>	151.4	36.292	138.9	1:49.800 (3)	97.34	0.438	09:54:52.688
12 - D2	35.035	131.8	40.067	124.5	IN PIT		14:02.715 P	12.68	12:13.353	10:08:55.403
13 - D2	OUTLAP	129.0	41.562	149.7	39.014	138.9	1:59.754	89.25	10.392	10:10:55.157
14 - D2	34.483	132.1	41.150	150.4	IN PIT		6:33.825 P	27.13	4:44.463	10:17:28.982
15 - D1	OUTLAP	129.8	40.763	151.1	37.134	139.8	1:57.583	90.89	8.221	10:19:26.565
16 - D1	35.699	130.8	40.277	152.1	36.982	139.5	1:52.958	94.61	3.596	10:21:19.523
17 - D1	34.829	132.1	40.647	151.8	36.604	<b>140.1</b>	1:52.080	95.36	2.718	10:23:11.603
18 - D1	35.124	131.0	40.447	<b>152.5</b>	38.055	139.5	1:53.626	94.06	4.264	10:25:05.229
19 - D1	35.738	131.0	40.187	151.1	37.115	139.8	1:53.040	94.55	3.678	10:26:58.269
20 - D1	35.597	130.3	41.027	151.4	36.886	139.8	1:53.510	94.15	4.148	10:28:51.779
21 - D1	35.291	131.0	40.437	150.8	38.425	139.2	1:54.153	93.62	4.791	10:30:45.932

### P4 75 GT3PA Optimum Motorsport

### Aston Martin V12 Vantage GT3

IDEAL LAP TIME : 1:48.809

BEST LAP TIME : 1:49.440

DIFFERENCE : 0.631

D1: Flick HAIGH

D2: Jonny ADAM

LAP	SECTOR 1	SECTOR 2	SECTOR 3	LAP TIME	MPH	DIFF	TIME OF DAY			
1 - D2	OUTLAP	127.8	40.390	137.5	40.345	139.5	2:00.181	88.93	10.741	09:32:11.370
2 - D2	34.412	131.3	<b>38.986</b>	151.1	36.239	<b>140.3</b>	1:49.637 (2)	97.48	0.197	09:34:01.007
3 - D2	34.731	119.1	43.669	110.5	40.765	139.8	1:59.165	89.69	9.725	09:36:00.172
4 - D2	34.522	130.3	39.293	150.8	IN PIT		10:35.592 P	16.81	8:46.152	09:46:35.764
5 - D2	OUTLAP	79.6	44.029	69.4	52.083	139.5	2:16.907	78.06	27.467	09:48:52.671
6 - D2	34.400	130.8	39.281	149.4	<b>35.759</b>	139.8	<b>1:49.440 (1)</b>	<b>97.66</b>		<b>09:50:42.111</b>
7 - D2	<b>34.064</b>	131.3	40.604	137.5	IN PIT		3:56.947 P	45.10	2:07.507	09:54:39.058
8 - D1	OUTLAP	120.2	41.614	149.4	IN PIT		12:58.015 P	13.73	11:08.575	10:07:37.073
9 - D1	OUTLAP	130.0	40.339	150.4	38.228	138.9	1:57.486	90.97	8.046	10:09:34.559
10 - D1	43.206	103.2	45.227	112.2	47.627	138.6	2:16.060	78.55	26.620	10:11:50.619
11 - D1	34.489	132.1	41.434	129.3	IN PIT		5:31.524 P	32.23	3:42.084	10:17:22.143
12 - D1	OUTLAP	131.3	39.847	149.7	36.549	138.9	1:54.440	93.39	5.000	10:19:16.583
13 - D1	34.319	131.0	39.519	150.8	36.628	139.5	1:50.466 (3)	96.75	1.026	10:21:07.049
14 - D1	34.667	131.5	40.670	151.1	36.588	140.1	1:51.925	95.49	2.485	10:22:58.974
15 - D1	34.378	131.8	39.769	<b>152.1</b>	36.556	<b>140.3</b>	1:50.703	96.54	1.263	10:24:49.677
16 - D1	36.352	131.8	41.482	150.4	38.402	<b>140.3</b>	1:56.236	91.95	6.796	10:26:45.913
17 - D1	35.484	132.1	40.460	150.1	36.698	<b>140.3</b>	1:52.642	94.88	3.202	10:28:38.555
18 - D1	34.758	<b>132.3</b>	39.975	151.4	38.659	139.5	1:53.392	94.25	3.952	10:30:31.947

### P5 33 GT3PA Barwell Motorsport

### Lamborghini Huracan GT3

IDEAL LAP TIME : 1:49.331

BEST LAP TIME : 1:49.477

DIFFERENCE : 0.146

D1: Jon MINSHAW

D2: Phil KEEN

LAP	SECTOR 1	SECTOR 2	SECTOR 3	LAP TIME	MPH	DIFF	TIME OF DAY			
1 - D2	OUTLAP	128.5	39.243	149.1	36.739	138.3	1:54.002	93.75	4.525	09:35:01.985
2 - D2	<b>33.975</b>	<b>130.8</b>	39.166	<b>150.8</b>	<b>36.336</b>	<b>138.6</b>	<b>1:49.477 (1)</b>	<b>97.62</b>		<b>09:36:51.462</b>
3 - D2	34.258	130.0	<b>39.020</b>	150.1	37.252	138.0	1:50.530 (2)	96.69	1.053	09:38:41.992
4 - D2	34.122	<b>130.8</b>	39.772	149.7	IN PIT		10:57.635 P	16.25	9:08.158	09:49:39.627
5 - D1	OUTLAP	127.5	41.002	148.1	37.908	137.2	1:59.435	89.48	9.958	09:51:39.062
6 - D1	35.339	130.0	40.103	148.7	37.812	137.5	1:53.254	94.37	3.777	09:53:32.316
7 - D1	45.363	99.4	42.010	149.7	37.498	137.7	2:04.871	85.59	15.394	09:55:37.187
8 - D1	36.226	116.7	49.901	100.3	IN PIT		12:08.623 P	14.66	10:19.146	10:07:45.810
9 - D1	OUTLAP	128.3	42.075	149.7	38.551	136.3	2:00.463	88.72	10.986	10:09:46.273
10 - D1	35.205	130.5	41.069	149.1	37.834	138.3	1:54.108	93.66	4.631	10:11:40.381
11 - D1	35.407	130.5	43.096	148.7	IN PIT		5:43.121 P	31.14	3:53.644	10:17:23.502
12 - D1	OUTLAP	129.3	40.309	149.1	37.124	136.9	1:57.103	91.27	7.626	10:19:20.605
13 - D1	52.913	129.0	40.063	149.4	36.964	137.5	2:09.940	82.25	20.463	10:21:30.545
14 - D1	35.211	130.0	39.857	149.7	36.878	137.7	1:51.946	95.47	2.469	10:23:22.491
15 - D1	35.043	130.5	39.960	150.1	36.752	137.2	1:51.755 (3)	95.63	2.278	10:25:14.246
16 - D1	35.067	130.3	39.759	150.1	37.235	137.7	1:52.061	95.37	2.584	10:27:06.307
17 - D1	45.183	106.5	42.096	145.8	39.075	136.6	2:06.354	84.58	16.877	10:29:12.661
18 - D1	35.475	129.3	40.023	150.1	37.107	137.2	1:52.605	94.91	3.128	10:31:05.266

Weather / Track : Cloudy / Dry

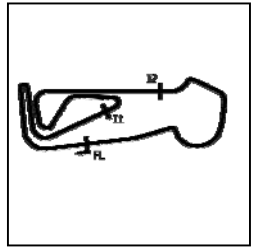
Snetterton 300

Circuit Length = 2.9689 miles

Start: 09:30 Flag 10:30 End: 10:34

# British GT Championship

## FREE PRACTICE 1 - SECTOR ANALYSIS



SECTOR 1 = FL to I1, SECTOR 2 = I1 to I2, SECTOR 3 = I2 to FL, DIFF = Difference To Personal Best Lap, P = Crossed Finish Line in Pit Lane, D = Time Disallowed

P6 116 GT3PA ERC Sport				Mercedes-AMG GT3			
IDEAL LAP TIME : 1:49.328		BEST LAP TIME : 1:49.543		DIFFERENCE : 0.215			
D1: Lee MOWLE		D2: Yelmer BUURMAN					
LAP	SECTOR 1	SECTOR 2	SECTOR 3	LAP TIME	MPH	DIFF	TIME OF DAY
1 - D1	OUTLAP	122.4	44.591 143.3	40.589 135.5	2:12.491	80.67	22.948 09:33:25.583
2 - D1	36.296	125.2	41.026 144.6	38.880 136.9	1:56.202	91.97	6.659 09:35:21.785
3 - D1	36.737	125.4	42.018 145.8	41.648 136.6	2:00.403	88.76	10.860 09:37:22.188
4 - D1	36.749	127.3	41.236 146.5	38.844 136.9	1:56.829	91.48	7.286 09:39:19.017
5 - D1	36.934	126.8	44.169 112.9	IN PIT	6:31.646	P 27.29	4:42.103 09:45:50.663
6 - D1	OUTLAP	127.5	42.478 145.5	40.183 137.2	2:04.387	85.92	14.844 09:47:55.050
7 - D1	35.692	127.5	40.486 145.8	37.910 136.6	1:54.088	93.68	4.545 09:49:49.138
8 - D1	36.013	127.5	40.253 146.5	37.689 135.8	1:53.955	93.79	4.412 09:51:43.093
9 - D1	35.794	128.0	40.931 145.2	38.054 136.9	1:54.779	93.11	5.236 09:53:37.872
10 - D1	36.964	127.0	40.563 146.2	39.148 137.2	1:56.675	91.60	7.132 09:55:34.547
11 - D1	36.695	106.1	50.276 92.5	IN PIT	11:53.215	P 14.98	10:03.672 10:07:27.762
12 - D2	OUTLAP	127.5	40.253 146.2	36.893 136.1	1:56.516	91.73	6.973 10:09:24.278
13 - D2	34.791	128.8	39.566 146.8	36.205 136.9	1:50.562 (3)	96.67	1.019 10:11:14.840
14 - D2	34.450	<b>129.8</b>	40.109 <b>148.7</b>	IN PIT	8:18.780	P 21.42	6:29.237 10:19:33.620
15 - D2	OUTLAP	66.1	43.337 147.8	38.391 136.9	2:05.666	85.05	16.123 10:21:39.286
16 - D2	34.446	129.0	39.321 148.1	<b>35.776</b> 136.9	<b>1:49.543 (1)</b>	<b>97.56</b>	<b>10:23:28.829</b>
17 - D2	34.460	129.5	<b>39.238</b> 148.1	36.020 136.6	1:49.718 (2)	97.41	0.175 10:25:18.547
18 - D2	34.591	<b>129.8</b>	39.509 148.1	36.900 137.2	1:51.000	96.28	1.457 10:27:09.547
19 - D2	38.377	111.8	39.732 148.4	36.105 <b>137.5</b>	1:54.214	93.57	4.671 10:29:03.761

P7 7 GT3PA Team Parker Racing Ltd				Bentley Continental GT3			
IDEAL LAP TIME : 1:49.668		BEST LAP TIME : 1:49.668		DIFFERENCE : 0.000			
D1: Ian LOGGIE		D2: Callum MACLEOD					
LAP	SECTOR 1	SECTOR 2	SECTOR 3	LAP TIME	MPH	DIFF	TIME OF DAY
1 - D2	OUTLAP	109.1	44.690 123.5	46.632 138.3	2:13.566	80.02	23.898 09:33:32.461
2 - D2	<b>34.090</b>	130.3	<b>39.245</b> 148.7	<b>36.333</b> 138.0	<b>1:49.668 (1)</b>	<b>97.45</b>	<b>09:35:22.129</b>
3 - D2	36.433	126.8	40.580 148.7	37.814 138.3	1:54.827	93.07	5.159 09:37:16.956
4 - D2	35.703	129.5	39.747 148.7	IN PIT	8:48.734	P 20.21	6:59.066 09:46:05.690
5 - D1	OUTLAP	127.8	42.023 150.1	38.835 140.3	2:02.571	87.19	12.903 09:48:08.261
6 - D1	36.897	129.0	41.277 143.0	41.528 139.8	1:59.702	89.28	10.034 09:50:07.963
7 - D1	35.226	129.8	40.668 <b>151.8</b>	43.053 140.1	1:58.947	89.85	9.279 09:52:06.910
8 - D1	35.013	130.5	40.114 151.4	38.245 139.8	1:53.372	94.27	3.704 09:54:00.282
9 - D1	34.959	<b>131.0</b>	39.935 149.7	36.762 140.3	1:51.656 (3)	95.72	1.988 09:55:51.938
10 - D1	38.364	126.8	45.335 111.6	IN PIT	11:48.228	P 15.09	9:58.560 10:07:40.166
11 - D1	OUTLAP	130.3	41.090 150.8	37.940 138.0	1:58.671	90.06	9.003 10:09:38.837
12 - D1	35.222	130.5	6:26.212 36.1	IN PIT	17:12.133	P 10.35	15:22.465 10:26:50.970
13 - D2	OUTLAP	128.5	45.830 106.3	41.383 139.8	2:09.746	82.37	20.078 10:29:00.716
14 - D2	34.459	<b>131.0</b>	39.667 151.1	36.744 <b>140.6</b>	1:50.870 (2)	96.40	1.202 10:30:51.586

P8 69 GT3PA Barwell Motorsport				Lamborghini Huracan GT3			
IDEAL LAP TIME : 1:49.595		BEST LAP TIME : 1:49.747		DIFFERENCE : 0.152			
D1: Sam DE HAAN		D2: Jonny COCKER					
LAP	SECTOR 1	SECTOR 2	SECTOR 3	LAP TIME	MPH	DIFF	TIME OF DAY
1 - D2	OUTLAP	124.2	42.562 141.8	38.996 137.7	2:02.655	87.13	12.908 09:34:00.628
2 - D2	<b>34.129</b>	<b>130.8</b>	39.531 148.7	<b>36.087</b> 138.0	<b>1:49.747 (1)</b>	<b>97.38</b>	<b>09:35:50.375</b>
3 - D2	34.130	130.0	39.714 149.1	37.487 137.2	1:51.331	96.00	1.584 09:37:41.706
4 - D2	36.219	128.5	40.220 149.7	38.714 <b>138.9</b>	1:55.153	92.81	5.406 09:39:36.859
5 - D2	34.557	130.0	40.309 127.3	IN PIT	8:08.922	P 21.86	6:19.175 09:47:45.781
6 - D2	OUTLAP	128.5	40.056 148.4	36.599 137.2	1:55.686	92.38	5.939 09:49:41.467
7 - D2	34.351	129.8	<b>39.379</b> 149.4	36.330 137.5	1:50.060 (2)	97.11	0.313 09:51:31.527
8 - D2	34.395	128.3	39.578 149.1	36.280 137.5	1:50.253 (3)	96.94	0.506 09:53:21.780
9 - D2	34.372	128.3	39.916 <b>150.1</b>	IN PIT	14:12.950	P 12.53	12:23.203 10:07:34.730
10 - D1	OUTLAP	127.0	41.175 147.4	38.294 136.9	1:59.549	89.40	9.802 10:09:34.279
11 - D1	35.436	128.5	40.067 148.4	37.434 136.3	1:52.937	94.63	3.190 10:11:27.216
12 - D1	35.282	129.0	40.733 149.1	IN PIT	6:50.798	P 26.01	5:01.051 10:18:18.014
13 - D1	OUTLAP	127.5	41.146 148.4	39.235 136.9	1:59.759	89.24	10.012 10:20:17.773
14 - D1	35.599	128.0	40.493 149.1	38.613 136.3	1:54.705	93.17	4.958 10:22:12.478
15 - D1	35.319	129.8	40.527 148.7	37.095 136.9	1:52.941	94.63	3.194 10:24:05.419

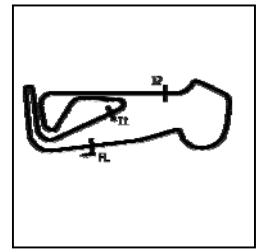
Weather / Track : Cloudy / Dry

Snetterton 300  
Circuit Length = 2.9689 miles  
Start: 09:30 Flag 10:30 End: 10:34



# British GT Championship

## FREE PRACTICE 1 - SECTOR ANALYSIS



SECTOR 1 = FL to I1, SECTOR 2 = I1 to I2, SECTOR 3 = I2 to FL, DIFF = Difference To Personal Best Lap, P = Crossed Finish Line in Pit Lane, D = Time Disallowed

16 - D1	36.353	128.8	40.552	149.1	37.264	136.6	1:54.169	93.61	4.422	10:25:59.588
17 - D1	35.221	129.8	39.876	149.1	37.069	136.3	1:52.166	95.28	2.419	10:27:51.754
18 - D1	35.332	129.3	39.935	148.7	36.762	136.9	1:52.029	95.40	2.282	10:29:43.783
19 - D1	35.148	129.0	39.822	148.4	36.801	136.6	1:51.771	95.62	2.024	10:31:35.554

P9		99 GT3PA		Beechdean AMR		Aston Martin V12 Vantage GT3				
IDEAL LAP TIME : 1:50.109		BEST LAP TIME : 1:50.369		DIFFERENCE : 0.260						
D1: Andrew HOWARD		D2: Darren TURNER								
LAP	SECTOR 1	SECTOR 2		SECTOR 3		LAP TIME	MPH	DIFF	TIME OF DAY	
1 - D2	OUTLAP	130.3	39.684	150.4	39.387	140.1	1:59.080	89.75	8.711	09:32:13.549
2 - D2	34.241	131.8	<b>39.516</b>	151.8	37.190	139.8	1:50.947 (3)	96.33	0.578	09:34:04.496
3 - D2	34.300	<b>132.6</b>	40.299	150.4	36.379	139.5	1:50.978	96.30	0.609	09:35:55.474
4 - D2	34.453	132.3	39.752	151.4	IN PIT		10:24.966 P	17.10	8:34.597	09:46:20.440
5 - D2	OUTLAP	129.0	41.121	151.4	37.405	139.2	1:57.726	90.78	7.357	09:48:18.166
6 - D2	<b>34.224</b>	<b>132.6</b>	39.749	151.4	36.564	139.5	1:50.537 (2)	96.69	0.168	09:50:08.703
7 - D2	34.745	131.8	40.828	151.4	38.812	139.2	1:54.385	93.43	4.016	09:52:03.088
8 - D2	34.777	130.8	39.878	151.1	36.572	138.9	1:51.227	96.09	0.858	09:53:54.315
<b>9 - D2</b>	34.463	131.0	39.537	151.8	<b>36.369</b>	<b>140.6</b>	<b>1:50.369 (1)</b>	<b>96.83</b>		<b>09:55:44.684</b>
10 - D2	38.265	97.8	47.875	111.4	IN PIT		11:53.634 P	14.97	10:03.265	10:07:38.318
11 - D1	OUTLAP	129.3	40.495	151.1	37.550	138.9	1:57.112	91.26	6.743	10:09:35.430
12 - D1	35.527	131.0	40.335	151.1	36.957	139.2	1:52.819	94.73	2.450	10:11:28.249
13 - D1	35.069	130.8	41.929	97.3	IN PIT		5:58.579 P	29.80	4:08.210	10:17:26.828
14 - D1	OUTLAP	129.0	41.014	150.1	37.226	138.9	1:58.876	89.90	8.507	10:19:25.704
15 - D1	35.391	130.3	40.320	151.4	37.272	138.6	1:52.983	94.59	2.614	10:21:18.687
16 - D1	35.279	129.8	40.224	151.8	36.927	139.8	1:52.430	95.06	2.061	10:23:11.117
17 - D1	35.093	131.3	40.186	<b>152.1</b>	38.466	138.3	1:53.745	93.96	3.376	10:25:04.862
18 - D1	55.588	128.5	41.050	150.1	37.564	138.9	2:14.202	79.64	23.833	10:27:19.064
19 - D1	35.355	130.0	40.463	151.1	39.411	137.5	1:55.229	92.75	4.860	10:29:14.293

P10		1 GT3PA		Team Parker Racing Ltd		Bentley Continental GT3				
IDEAL LAP TIME : 1:51.086		BEST LAP TIME : 1:51.111		DIFFERENCE : 0.025						
D1: Rick PARFITT JNR		D2: Ryan RATCLIFFE								
LAP	SECTOR 1	SECTOR 2		SECTOR 3		LAP TIME	MPH	DIFF	TIME OF DAY	
1 - D2	OUTLAP	124.2	41.299	148.4	45.240	138.3	2:09.552	82.50	18.441	09:33:33.376
2 - D2	34.978	130.3	39.915	148.4	36.887	138.9	1:51.780 (2)	95.61	0.669	09:35:25.156
3 - D2	35.304	129.8	40.231	150.4	40.171	138.0	1:55.706	92.37	4.595	09:37:20.862
4 - D2	35.674	130.0	40.610	149.1	37.191	139.5	1:53.475	94.18	2.364	09:39:14.337
5 - D2	35.553	130.0	40.880	147.8	IN PIT		12:25.348 P	14.33	10:34.237	09:51:39.685
6 - D2	OUTLAP	129.3	40.527	149.7	38.456	137.7	2:01.298	88.11	10.187	09:53:40.983
7 - D2	36.594	125.2	40.541	149.4	37.027	138.9	1:54.162	93.62	3.051	09:55:35.145
8 - D2	36.731	109.6	50.108	93.4	IN PIT		11:57.801 P	14.89	10:06.690	10:07:32.946
9 - D1	OUTLAP	129.0	40.948	149.7	37.420	138.6	1:59.084	89.75	7.973	10:09:32.030
10 - D1	35.135	130.5	40.363	150.4	36.929	138.9	1:52.427	95.06	1.316	10:11:24.457
11 - D1	34.835	130.0	41.166	121.3	IN PIT		6:56.084 P	25.68	5:04.973	10:18:20.541
12 - D1	OUTLAP	130.5	40.646	150.4	39.525	<b>140.1</b>	1:59.407	89.50	8.296	10:20:19.948
13 - D1	35.826	130.8	40.131	148.1	38.420	138.3	1:54.377	93.44	3.266	10:22:14.325
14 - D1	35.797	130.8	40.220	150.8	36.818	139.8	1:52.835	94.72	1.724	10:24:07.160
15 - D1	35.294	130.8	40.209	150.1	37.208	139.5	1:52.711	94.82	1.600	10:25:59.871
16 - D1	35.615	<b>131.3</b>	<b>39.742</b>	150.8	36.880	139.5	1:52.237 (3)	95.22	1.126	10:27:52.108
17 - D1	40.105	121.7	40.739	150.4	37.222	138.9	1:58.066	90.52	6.955	10:29:50.174
<b>18 - D1</b>	<b>34.828</b>	130.3	39.767	<b>151.1</b>	<b>36.516</b>	138.9	<b>1:51.111 (1)</b>	<b>96.19</b>		<b>10:31:41.285</b>

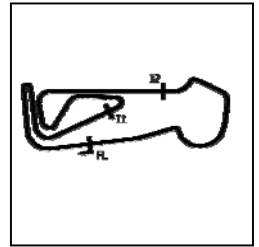
P11		24 GT3S		RJN Motorsport		Nissan GT-R NISMO GT3				
IDEAL LAP TIME : 1:51.252		BEST LAP TIME : 1:51.649		DIFFERENCE : 0.397						
D1: Jordan WITT		D2: Struan MOORE								
LAP	SECTOR 1	SECTOR 2		SECTOR 3		LAP TIME	MPH	DIFF	TIME OF DAY	
1 - D2	OUTLAP	106.5	45.796	129.3	39.545	138.6	2:08.572	83.12	16.923	09:32:26.485
2 - D2	36.883	110.5	41.547	149.7	37.807	138.6	1:56.237	91.95	4.588	09:34:22.722
3 - D2	36.822	130.3	41.778	150.1	37.929	138.3	1:56.529	91.72	4.880	09:36:19.251
4 - D2	39.311	98.3	44.616	136.3	IN PIT		9:38.914 P	18.46	7:47.265	09:45:58.165
5 - D2	OUTLAP	128.0	41.421	148.7	37.392	138.6	2:00.208	88.91	8.559	09:47:58.373
6 - D2	35.381	130.3	40.026	150.1	36.796	138.9	1:52.203	95.25	0.554	09:49:50.576

Weather / Track : Cloudy / Dry

Snetterton 300  
Circuit Length = 2.9689 miles  
Start: 09:30 Flag 10:30 End: 10:34

# British GT Championship

## FREE PRACTICE 1 - SECTOR ANALYSIS



SECTOR 1 = FL to I1, SECTOR 2 = I1 to I2, SECTOR 3 = I2 to FL, DIFF = Difference To Personal Best Lap, P = Crossed Finish Line in Pit Lane, D = Time Disallowed

7 - D2	35.067	130.0	40.103	150.4	37.738	138.3	1:52.908	94.66	1.259	09:51:43.484
8 - D2	36.137	129.5	40.357	151.1	39.932	138.9	1:56.426	91.80	4.777	09:53:39.910
9 - D2	35.148	129.5	40.400	<b>151.8</b>	IN PIT		13:49.071	<b>P</b>	12.89	11:57.422
10 - D1	OUTLAP	92.4	42.438	148.7	37.533	137.7	2:01.239	88.15	9.590	10:09:30.220
11 - D1	35.373	130.5	40.368	150.4	36.676	137.7	1:52.417	95.07	0.768	10:11:22.637
12 - D1	35.046	130.5	41.766	132.3	IN PIT		6:07.458	<b>P</b>	29.08	4:15.809
13 - D1	OUTLAP	130.0	40.513	150.4	41.705	138.0	2:01.976	87.62	10.327	10:19:32.071
14 - D1	35.063	131.0	40.296	149.1	36.788	138.3	1:52.147	95.30	0.498	10:21:24.218
<b>15 - D1</b>	<b>34.843</b>	<b>131.5</b>	<b>40.220</b>	<b>149.4</b>	<b>36.586</b>	<b>138.9</b>	<b>1:51.649</b>	<b>(1)</b>	<b>95.72</b>	<b>10:23:15.867</b>
16 - D1	34.823	131.8	40.481	150.8	36.707	138.3	1:52.011	<b>(3)</b>	95.41	0.362
17 - D1	36.132	131.3	<b>39.940</b>	150.8	36.631	138.3	1:52.703	94.83	1.054	10:27:00.581
18 - D1	<b>34.794</b>	<b>132.1</b>	40.396	151.1	<b>36.518</b>	<b>139.5</b>	1:51.708	<b>(2)</b>	95.67	0.059

### P12 66 GT4PA Team Parker Racing Ltd

Mercedes-AMG GT4

IDEAL LAP TIME : 1:59.352

BEST LAP TIME : 1:59.455

DIFFERENCE : 0.103

D1: Nick JONES

D2: Scott MALVERN

LAP	SECTOR 1	SECTOR 2	SECTOR 3	LAP TIME	MPH	DIFF	TIME OF DAY			
1 - D2	OUTLAP	91.5	46.828	136.9	42.964	<b>125.4</b>	2:16.911	78.06	17.456	09:33:09.447
2 - D2	39.576	111.6	46.186	112.0	IN PIT		6:45.525	<b>P</b>	26.35	4:46.070
3 - D2	OUTLAP	70.7	56.526	128.5	IN PIT		6:22.160	<b>P</b>	27.96	4:22.705
4 - D2	OUTLAP	91.3	45.711	133.4	41.731	124.5	2:10.986	81.59	11.531	09:48:28.118
5 - D2	37.702	<b>119.6</b>	43.399	137.2	39.779	<b>125.4</b>	2:00.880	<b>(3)</b>	88.41	1.425
6 - D2	<b>37.360</b>	<b>119.6</b>	<b>42.499</b>	138.0	39.858	91.9	1:59.717	<b>(2)</b>	89.27	0.262
7 - D2	39.181	118.7	43.071	137.7	IN PIT		15:29.515	<b>P</b>	11.49	13:30.060
8 - D2	OUTLAP	115.5	42.776	137.2	39.726	124.7	2:04.978	85.51	5.523	10:10:03.208
<b>9 - D2</b>	<b>37.450</b>	<b>119.1</b>	<b>42.512</b>	<b>138.3</b>	<b>39.493</b>	<b>124.9</b>	<b>1:59.455</b>	<b>(1)</b>	<b>89.47</b>	<b>10:12:02.663</b>
10 - D2	37.464	112.7	44.192	134.4	IN PIT		5:49.460	<b>P</b>	30.58	3:50.005
11 - D1	OUTLAP	113.3	44.517	138.0	41.664	124.0	2:12.581	80.61	13.126	10:20:04.704
12 - D1	38.079	118.5	43.012	<b>138.6</b>	41.471	124.9	2:02.562	87.20	3.107	10:22:07.266
13 - D1	39.556	118.5	43.630	138.3	40.581	<b>125.4</b>	2:03.767	86.35	4.312	10:24:11.033
14 - D1	38.268	118.3	43.148	138.0	40.876	124.9	2:02.292	87.39	2.837	10:26:13.325
15 - D1	38.026	117.9	43.171	138.0	40.394	124.7	2:01.591	87.90	2.136	10:28:14.916
16 - D1	37.995	118.5	42.973	137.7	40.335	125.2	2:01.303	88.11	1.848	10:30:16.219

### P13 43 GT4S Century Motorsport

BMW M4 GT4

IDEAL LAP TIME : 1:59.365

BEST LAP TIME : 1:59.507

DIFFERENCE : 0.142

D1: Aleksander SCHJERPEN

D2: Jack MITCHELL

LAP	SECTOR 1	SECTOR 2	SECTOR 3	LAP TIME	MPH	DIFF	TIME OF DAY			
1 - D2	OUTLAP	116.7	44.679	135.0	41.295	124.7	2:11.972	80.98	12.465	09:33:17.743
2 - D2	38.298	118.5	42.867	137.5	40.555	126.1	2:01.720	87.80	2.213	09:35:19.463
3 - D2	37.784	119.4	<b>42.601</b>	137.5	43.606	126.1	2:03.991	86.20	4.484	09:37:23.454
4 - D2	37.788	119.4	42.634	<b>139.2</b>	40.414	<b>127.0</b>	2:00.836	<b>(3)</b>	88.45	1.329
5 - D2	40.817	117.7	44.451	117.5	IN PIT		6:42.939	<b>P</b>	26.52	4:43.432
6 - D2	OUTLAP	118.7	42.888	137.7	39.818	126.6	2:05.546	85.13	6.039	09:48:12.775
7 - D2	37.546	119.8	42.624	138.0	<b>39.420</b>	126.6	1:59.590	<b>(2)</b>	89.37	0.083
<b>8 - D2</b>	<b>37.344</b>	<b>120.0</b>	42.655	137.5	39.508	<b>127.0</b>	<b>1:59.507</b>	<b>(1)</b>	<b>89.43</b>	<b>09:52:11.872</b>
9 - D2	38.953	118.7	42.800	138.3	IN PIT		15:57.394	<b>P</b>	11.16	13:57.887
10 - D1	OUTLAP	113.9	45.512	119.1	44.745	125.4	2:16.531	78.28	17.024	10:10:25.797
11 - D1	48.494	88.1	52.550	96.4	IN PIT		7:32.511	<b>P</b>	23.61	5:33.004
12 - D1	OUTLAP	115.9	45.249	136.6	41.420	125.2	2:10.142	82.12	10.635	10:20:08.450
13 - D1	38.666	119.1	43.995	137.2	41.064	126.1	2:03.725	86.38	4.218	10:22:12.175
14 - D1	39.009	119.4	43.542	138.0	40.957	125.4	2:03.508	86.53	4.001	10:24:15.683
15 - D1	38.151	118.7	43.214	138.3	40.458	125.4	2:01.823	87.73	2.316	10:26:17.506
16 - D1	37.942	118.5	43.819	<b>139.2</b>	40.425	126.3	2:02.186	87.47	2.679	10:28:19.692
17 - D1	38.068	119.6	43.198	137.5	40.441	126.1	2:01.707	87.81	2.200	10:30:21.399

### P14 62 GT4S Academy Motorsport

Aston Martin V8 Vantage GT4

IDEAL LAP TIME : 1:59.767

BEST LAP TIME : 1:59.811

DIFFERENCE : 0.044

D1: Will MOORE

D2: Matt NICOLL-JONES

LAP	SECTOR 1	SECTOR 2	SECTOR 3	LAP TIME	MPH	DIFF	TIME OF DAY			
1 - D1	OUTLAP	117.7	44.599	135.8	40.755	127.5	2:12.253	80.81	12.442	09:35:05.789
2 - D1	39.899	118.9	44.311	136.9	41.046	126.6	2:05.256	85.32	5.445	09:37:11.045

Weather / Track : Cloudy / Dry

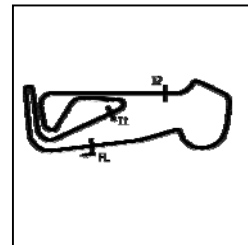
Snetterton 300

Circuit Length = 2.9689 miles

Start: 09:30 Flag 10:30 End: 10:34

# British GT Championship

## FREE PRACTICE 1 - SECTOR ANALYSIS



SECTOR 1 = FL to I1, SECTOR 2 = I1 to I2, SECTOR 3 = I2 to FL, DIFF = Difference To Personal Best Lap, P = Crossed Finish Line in Pit Lane, D = Time Disallowed

3 - D1	38.786	119.1	43.133	138.3	40.993	126.1	2:02.912	86.95	3.101	09:39:13.957	
4 - D1	38.553	119.8	46.386	98.9	IN PIT		7:01.851	P	25.33	5:02.040	09:46:15.808
5 - D1	OUTLAP	116.9	44.118	138.0	40.371	127.3	2:07.515		83.81	7.704	09:48:23.323
6 - D1	38.097	120.6	42.874	137.7	39.924	126.3	2:00.895	(3)	88.40	1.084	09:50:24.218
7 - D1	37.895	119.8	42.767	138.6	40.046	126.1	2:00.708	(2)	88.54	0.897	09:52:24.926
8 - D1	38.520	119.6	43.063	138.6	40.382	126.3	2:01.965		87.63	2.154	09:54:26.891
9 - D1	37.877	119.6	42.804	138.0	IN PIT		13:39.479	P	13.04	11:39.668	10:08:06.370
10 - D2	OUTLAP	110.3	44.835	133.4	40.919	126.8	2:10.735		81.75	10.924	10:10:17.105
11 - D2	38.114	118.7	43.243	138.6	40.011	127.5	2:01.368		88.06	1.557	10:12:18.473
12 - D2	44.806	75.8	55.661	87.3	IN PIT		5:49.315	P	30.59	3:49.504	10:18:07.788
13 - D2	OUTLAP	111.8	44.789	138.9	40.227	128.0	2:07.762		83.65	7.951	10:20:15.550
14 - D2	37.811	119.8	42.766	140.6	41.922	<b>129.0</b>	2:02.499		87.25	2.688	10:22:18.049
15 - D2	37.540	120.6	<b>42.570</b>	<b>141.2</b>	<b>39.701</b>	127.8	<b>1:59.811</b>	(1)	<b>89.20</b>		<b>10:24:17.860</b>
16 - D2	37.509	<b>121.3</b>	42.791	139.8	41.089	126.8	2:01.389		88.04	1.578	10:26:19.249
17 - D2	37.616	120.6	42.781	136.3	43.157	128.8	2:03.554		86.50	3.743	10:28:22.803

### P15 68 GT4S Steller Performance

Toyota GT86

IDEAL LAP TIME : 1:59.605 BEST LAP TIME : 1:59.838

DIFFERENCE : 0.233

D1: Tom CANNING D2: Sennan FIELDING

LAP	SECTOR 1	SECTOR 2	SECTOR 3	LAP TIME	MPH	DIFF	TIME OF DAY				
1 - D1	OUTLAP	108.4	45.224	123.5	IN PIT		4:27.143	P	40.00	2:27.305	09:37:37.946
2 - D1	OUTLAP	117.9	44.445	138.0	40.868	128.0	2:08.905		82.91	9.067	09:39:46.851
3 - D1	37.955	112.2	44.884	129.8	IN PIT		6:15.885	P	28.43	4:16.047	09:46:02.736
4 - D2	OUTLAP	120.9	42.909	<b>140.9</b>	39.769	128.8	2:04.560		85.80	4.722	09:48:07.296
5 - D2	37.763	122.0	43.416	139.5	40.491	129.0	2:01.670		87.84	1.832	09:50:08.966
6 - D2	<b>37.438</b>	<b>122.6</b>	42.897	140.1	40.693	128.5	2:01.028		88.31	1.190	09:52:09.994
7 - D2	37.671	121.1	<b>42.851</b>	140.3	<b>39.316</b>	<b>130.0</b>	<b>1:59.838</b>	(1)	<b>89.18</b>		<b>09:54:09.832</b>
8 - D2	37.704	106.1	44.897	126.8	IN PIT		14:08.156	P	12.60	12:08.318	10:08:17.988
9 - D1	OUTLAP	107.5	44.824	135.0	40.984	129.5	2:10.670		81.79	10.832	10:10:28.658
10 - D1	48.937	89.2	52.341	103.7	IN PIT		7:45.677	P	22.95	5:45.839	10:18:14.335
11 - D1	OUTLAP	111.2	44.374	138.0	40.604	129.0	2:08.769		83.00	8.931	10:20:23.104
12 - D1	38.843	118.5	43.163	139.5	40.245	129.5	2:02.251		87.42	2.413	10:22:25.355
13 - D1	38.062	118.9	43.172	140.6	40.157	129.5	2:01.391		88.04	1.553	10:24:26.746
14 - D1	37.806	119.8	43.062	139.8	40.110	129.5	2:00.978	(3)	88.34	1.140	10:26:27.724
15 - D1	37.975	115.9	43.201	140.1	40.129	129.8	2:01.305		88.10	1.467	10:28:29.029
16 - D1	37.630	120.6	43.032	140.6	39.653	<b>130.0</b>	2:00.315	(2)	88.83	0.477	10:30:29.344

### P16 10 GT4S Equipe Verschuur

McLaren 570S GT4

IDEAL LAP TIME : 1:59.864 BEST LAP TIME : 1:59.864

DIFFERENCE : 0.000

D1: Finlay HUTCHISON D2: Daniel MCKAY

LAP	SECTOR 1	SECTOR 2	SECTOR 3	LAP TIME	MPH	DIFF	TIME OF DAY				
1 - D2	OUTLAP	102.6	45.234	134.7	43.391	123.5	2:14.615		79.39	14.751	09:33:35.718
2 - D2	38.510	116.9	43.322	135.2	40.696	122.6	2:02.528		87.22	2.664	09:35:38.246
3 - D2	38.308	117.5	43.160	136.1	40.261	124.0	2:01.729		87.80	1.865	09:37:39.975
4 - D2	38.104	117.7	44.190	136.1	40.016	124.7	2:02.310		87.38	2.446	09:39:42.285
5 - D2	38.254	117.7	43.694	111.2	IN PIT		13:48.254	P	12.90	11:48.390	09:53:30.539
6 - D2	OUTLAP	110.9	44.234	136.9	39.749	<b>125.2</b>	2:11.436		81.31	11.572	09:55:41.975
7 - D2	38.561	105.1	48.449	104.8	IN PIT		12:22.160	P	14.40	10:22.296	10:08:04.135
8 - D1	OUTLAP	116.3	43.958	136.3	40.992	123.3	2:09.843		82.31	9.979	10:10:13.978
9 - D1	38.511	117.9	43.645	136.6	40.086	122.9	2:02.242		87.43	2.378	10:12:16.220
10 - D1	40.941	91.3	49.339	97.3	IN PIT		5:45.709	P	30.91	3:45.845	10:18:01.929
11 - D1	OUTLAP	117.7	43.613	137.5	40.969	123.5	2:08.117		83.42	8.253	10:20:10.046
12 - D1	38.525	118.3	43.026	137.5	40.901	123.5	2:02.452		87.28	2.588	10:22:12.498
13 - D1	39.193	<b>119.4</b>	44.242	113.7	41.133	123.5	2:04.568		85.80	4.704	10:24:17.066
14 - D1	37.791	118.1	42.981	<b>138.6</b>	40.047	124.0	2:00.819	(3)	88.46	0.955	10:26:17.885
15 - D1	37.820	118.9	43.126	137.7	39.619	124.7	2:00.565	(2)	88.64	0.701	10:28:18.450
16 - D1	<b>37.749</b>	118.1	<b>42.717</b>	138.0	<b>39.398</b>	124.9	<b>1:59.864</b>	(1)	<b>89.16</b>		<b>10:30:18.314</b>

### P17 5 GT4S Tolman Motorsport Ltd

McLaren 570S GT4

IDEAL LAP TIME : 1:59.916 BEST LAP TIME : 2:00.000

DIFFERENCE : 0.084

D1: Lewis PROCTOR D2: Jordan ALBERT

LAP	SECTOR 1	SECTOR 2	SECTOR 3	LAP TIME	MPH	DIFF	TIME OF DAY
-----	----------	----------	----------	----------	-----	------	-------------

Weather / Track : Cloudy / Dry

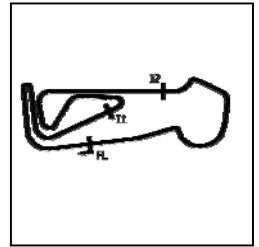
Snetterton 300

Circuit Length = 2.9689 miles

Start: 09:30 Flag 10:30 End: 10:34

# British GT Championship

## FREE PRACTICE 1 - SECTOR ANALYSIS



SECTOR 1 = FL to I1, SECTOR 2 = I1 to I2, SECTOR 3 = I2 to FL, DIFF = Difference To Personal Best Lap, P = Crossed Finish Line in Pit Lane, D = Time Disallowed

LAP	DRIVER	SECTOR 1	SECTOR 2	SECTOR 3	LAP TIME	MPH	DIFF	TIME OF DAY			
1 - D1	OUTLAP	115.5	45.558	110.5	42.433	124.9	2:11.841	81.06	11.841	09:34:28.635	
2 - D1		37.681	118.9	43.206	135.0	40.635	125.6	2:01.522 (3)	87.95	1.522	09:36:30.157
3 - D1		37.681	118.7	<b>42.867</b>	137.2	41.420	124.7	2:01.968	87.63	1.968	09:38:32.125
4 - D1		40.841	116.3	45.736	127.5	IN PIT		8:37.531 P	20.65	6:37.531	09:47:09.656
5 - D2	OUTLAP	118.9	43.079	135.5	39.746	125.2	2:04.169	86.07	4.169	09:49:13.825	
6 - D2	<b>37.499</b>	119.4	42.922	<b>137.2</b>	39.579	125.2	<b>2:00.000 (1)</b>	<b>89.06</b>		<b>09:51:13.825</b>	
7 - D2		38.111	117.1	42.999	137.2	<b>39.550</b>	124.9	2:00.660 (2)	88.58	0.660	09:53:14.485
8 - D2		37.911	118.7	43.062	136.9	IN PIT		15:06.387 P	11.79	13:06.387	10:08:20.872
9 - D1	OUTLAP	103.2	45.182	137.5	40.712	<b>126.8</b>	2:09.814	82.33	9.814	10:10:30.686	
10 - D1		39.561	118.1	49.930	90.6	IN PIT		8:26.203 P	21.11	6:26.203	10:18:56.889
11 - D1	OUTLAP	119.4	43.322	138.0	40.826	125.4	2:06.212	84.68	6.212	10:21:03.101	
12 - D1		37.672	119.6	44.306	<b>139.2</b>	40.056	125.9	2:02.034	87.58	2.034	10:23:05.135
13 - D1		37.782	<b>119.8</b>	43.042	138.6	41.195	126.1	2:02.019	87.59	2.019	10:25:07.154
14 - D1		38.497	<b>119.8</b>	43.154	138.3	40.802	126.1	2:02.453	87.28	2.453	10:27:09.607
15 - D1		40.028	104.5	43.357	138.9	43.101	124.0	2:06.486	84.50	6.486	10:29:16.093
16 - D1		37.962	<b>119.8</b>	43.047	138.6	40.513	125.4	2:01.522 (3)	87.95	1.522	10:31:17.615

### P18 77 GT4PA Fox Motorsport

Mercedes-AMG GT4

IDEAL LAP TIME : 1:59.796

BEST LAP TIME : 2:00.078

DIFFERENCE : 0.282

D1: Mark MURFITT

D2: Michael BROADHURST

LAP	DRIVER	SECTOR 1	SECTOR 2	SECTOR 3	LAP TIME	MPH	DIFF	TIME OF DAY			
1 - D1	OUTLAP	89.1	48.833	110.9	43.352	125.2	2:21.722	75.41	21.644	09:33:11.022	
2 - D1		39.709	117.3	46.540	139.8	42.132	124.9	2:08.381	83.25	8.303	09:35:19.403
3 - D1		41.590	114.9	44.651	137.5	43.922	124.2	2:10.163	82.11	10.085	09:37:29.566
4 - D1		38.873	117.3	44.195	137.5	41.762	125.2	2:04.830	85.62	4.752	09:39:34.396
5 - D1		38.833	118.3	44.422	137.2	IN PIT		6:05.155 P	29.26	4:05.077	09:45:39.551
6 - D1	OUTLAP	82.0	47.442	121.3	43.024	115.7	2:16.487	78.30	16.409	09:47:56.038	
7 - D1		40.168	118.1	43.968	128.0	41.187	<b>125.6</b>	2:05.323	85.28	5.245	09:50:01.361
8 - D1		38.303	118.7	43.294	138.0	40.874	124.5	2:02.471	87.27	2.393	09:52:03.832
9 - D1		38.356	118.7	44.099	137.7	40.786	125.2	2:03.241	86.72	3.163	09:54:07.073
10 - D1		38.458	118.1	45.058	137.2	IN PIT		14:34.884 P	12.21	12:34.806	10:08:41.957
11 - D2	OUTLAP	117.9	43.333	137.5	40.048	124.5	2:06.802	84.28	6.724	10:10:48.759	
12 - D2		37.892	119.1	44.885	137.5	IN PIT		7:35.417 P	23.46	5:35.339	10:18:24.176
13 - D2	OUTLAP	118.7	42.918	138.6	41.834	124.7	2:06.788	84.29	6.710	10:20:30.964	
14 - D2		38.124	119.4	42.845	139.5	40.067	125.2	2:01.036	88.30	0.958	10:22:32.000
15 - D2		38.020	119.8	<b>42.559</b>	<b>140.3</b>	39.699	125.2	2:00.278 (2)	88.86	0.200	10:24:32.278
16 - D2		38.081	119.8	42.700	138.9	<b>39.694</b>	124.9	2:00.475 (3)	88.71	0.397	10:26:32.753
17 - D2	<b>37.543</b>	<b>120.0</b>	42.711	138.9	39.824	125.4	<b>2:00.078 (1)</b>	<b>89.00</b>		<b>10:28:32.831</b>	

### P19 55 GT4S HHC Motorsport

Ginetta G55 GT4

IDEAL LAP TIME : 2:00.022

BEST LAP TIME : 2:00.113

DIFFERENCE : 0.091

D1: Callum POINTON

D2: Patrik MATTHIENEN

LAP	DRIVER	SECTOR 1	SECTOR 2	SECTOR 3	LAP TIME	MPH	DIFF	TIME OF DAY			
1 - D2	OUTLAP	111.8	44.520	128.8	40.600	119.6	2:11.776	81.10	11.663	09:33:42.120	
2 - D2		38.450	114.7	43.440	129.3	39.711	119.8	2:01.601	87.89	1.488	09:35:43.721
3 - D2		38.001	114.1	43.347	130.0	40.335	119.4	2:01.683	87.83	1.570	09:37:45.404
4 - D2		38.989	114.7	43.297	130.5	40.672	120.4	2:02.958	86.92	2.845	09:39:48.362
5 - D2		38.315	111.2	46.864	125.6	IN PIT		5:47.269 P	30.77	3:47.156	09:45:35.631
6 - D2	OUTLAP	114.1	43.351	130.0	39.843	120.0	2:05.461	85.19	5.348	09:47:41.092	
7 - D2		38.113	115.5	43.146	129.5	39.695	119.8	2:00.954	88.36	0.841	09:49:42.046
8 - D2		38.098	115.1	43.500	129.8	39.801	119.8	2:01.399	88.04	1.286	09:51:43.445
9 - D2		38.191	<b>115.7</b>	43.450	130.3	43.089	120.2	2:04.730	85.68	4.617	09:53:48.175
10 - D2	<b>37.790</b>	115.1	42.884	130.3	<b>39.439</b>	<b>120.6</b>	<b>2:00.113 (1)</b>	<b>88.98</b>		<b>09:55:48.288</b>	
11 - D2		40.261	104.8	46.319	126.3	IN PIT		12:52.550 P	13.83	10:52.437	10:08:40.838
12 - D2	OUTLAP	114.7	43.653	<b>131.3</b>	41.917	119.8	2:10.742	81.74	10.629	10:10:51.580	
13 - D2		38.532	114.5	43.282	131.0	IN PIT		7:02.264 P	25.31	5:02.151	10:17:53.844
14 - D2	OUTLAP	112.7	43.416	130.0	41.705	119.4	2:09.014	82.84	8.901	10:20:02.858	
15 - D2		38.376	114.1	42.901	130.0	39.882	119.8	2:01.159	88.21	1.046	10:22:04.017
16 - D2		38.206	114.9	<b>42.793</b>	130.5	39.651	119.6	2:00.650 (3)	88.58	0.537	10:24:04.667
17 - D2		39.591	114.3	42.923	130.5	39.810	120.2	2:02.324	87.37	2.211	10:26:06.991
18 - D2		38.051	114.1	42.935	130.5	39.854	119.8	2:00.840	88.44	0.727	10:28:07.831
19 - D2		37.962	112.9	42.938	130.5	39.686	119.6	2:00.586 (2)	88.63	0.473	10:30:08.417

Weather / Track : Cloudy / Dry

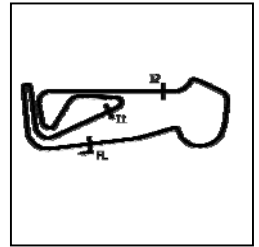
Snetterton 300

Circuit Length = 2.9689 miles

Start: 09:30 Flag 10:30 End: 10:34

# British GT Championship

## FREE PRACTICE 1 - SECTOR ANALYSIS



SECTOR 1 = FL to I1, SECTOR 2 = I1 to I2, SECTOR 3 = I2 to FL, DIFF = Difference To Personal Best Lap, P = Crossed Finish Line in Pit Lane, D = Time Disallowed

P20 86 GT4S Steller Performance		Toyota GT86					
IDEAL LAP TIME : 2:00.012		BEST LAP TIME : 2:00.147					
D1: Dean MACDONALD		D2: Alex QUINN					
DIFFERENCE : 0.135							
LAP	SECTOR 1	SECTOR 2	SECTOR 3	LAP TIME	MPH	DIFF	TIME OF DAY
1 - D1	OUTLAP	106.5	45.084 132.8	IN PIT	4:42.009 P	37.89	2:41.862 09:37:10.849
2 - D2	OUTLAP	112.5	44.273 128.8	41.100 125.2	2:10.677	81.79	10.530 09:39:21.526
3 - D2	38.836	116.9	45.806 95.7	IN PIT	6:25.680 P	27.71	4:25.533 09:45:47.206
4 - D2	OUTLAP	116.7	44.780 <b>137.2</b>	41.800 126.1	2:10.770	81.73	10.623 09:47:57.976
5 - D2	38.436	116.9	43.550 136.6	40.235 123.5	2:02.221 (3)	87.44	2.074 09:50:00.197
6 - D2	37.722	<b>118.5</b>	<b>42.820 137.2</b>	<b>39.605</b> 126.1	<b>2:00.147 (1)</b>	<b>88.95</b>	<b>09:52:00.344</b>
7 - D2	<b>37.587</b>	<b>118.5</b>	42.973 136.9	39.700 <b>126.3</b>	2:00.260 (2)	88.87	0.113 09:54:00.604

P21 4 GT4S Tolman Motorsport Ltd		McLaren 570S GT4					
IDEAL LAP TIME : 1:59.848		BEST LAP TIME : 2:00.179					
D1: Michael O'BRIEN		D2: Charlie FAGG					
DIFFERENCE : 0.331							
LAP	SECTOR 1	SECTOR 2	SECTOR 3	LAP TIME	MPH	DIFF	TIME OF DAY
1 - D1	OUTLAP	115.1	44.790 135.5	40.303 <b>124.9</b>	2:11.728	81.13	11.549 09:49:11.237
2 - D1	37.956	<b>118.1</b>	43.056 135.5	<b>39.629</b> 124.2	2:00.641	88.59	0.462 09:51:11.878
3 - D1	40.148	88.1	44.515 135.5	42.029 124.2	2:06.692	84.36	6.513 09:53:18.570
4 - D1	37.685	117.5	43.159 135.0	39.707 123.3	2:00.551 (3)	88.66	0.372 09:55:19.121
5 - D1	38.261	116.9	43.985 119.1	IN PIT	13:30.015 P	13.19	11:29.836 10:08:49.136
6 - D2	OUTLAP	116.3	43.528 135.5	41.596 123.8	2:09.385	82.60	9.206 10:10:58.521
7 - D2	44.911	115.3	44.062 135.2	IN PIT	7:37.337 P	23.37	5:37.158 10:18:35.858
8 - D2	OUTLAP	117.3	43.060 135.5	40.000 123.8	2:07.410	83.88	7.231 10:20:43.268
9 - D2	<b>37.567</b>	<b>118.1</b>	42.971 135.2	39.847 123.8	2:00.385 (2)	88.78	0.206 10:22:43.653
10 - D2	37.645	117.9	<b>42.652 136.3</b>	39.882 124.0	<b>2:00.179 (1)</b>	<b>88.93</b>	<b>10:24:43.832</b>
11 - D2	37.680	<b>118.1</b>	43.315 136.1	40.176 124.0	2:01.171	88.20	0.992 10:26:45.003
12 - D2	37.985	<b>118.1</b>	42.988 <b>136.3</b>	39.749 124.2	2:00.722	88.53	0.543 10:28:45.725
13 - D2	37.899	<b>118.1</b>	43.087 135.8	39.760 124.2	2:00.746	88.51	0.567 10:30:46.471

P22 42 GT4S Century Motorsport		BMW M4 GT4					
IDEAL LAP TIME : 2:00.061		BEST LAP TIME : 2:00.218					
D1: Ben TUCK		D2: Ben GREEN					
DIFFERENCE : 0.157							
LAP	SECTOR 1	SECTOR 2	SECTOR 3	LAP TIME	MPH	DIFF	TIME OF DAY
1 - D2	OUTLAP	115.5	43.844 136.3	40.660 126.3	2:09.467	82.55	9.249 09:33:14.085
2 - D2	38.189	<b>119.8</b>	43.851 137.7	41.482 <b>126.6</b>	2:03.522	86.52	3.304 09:35:17.607
3 - D2	37.995	118.7	43.764 136.3	41.894 125.4	2:03.653	86.43	3.435 09:37:21.260
4 - D2	38.820	118.7	43.538 136.3	40.259 126.1	2:02.617	87.16	2.399 09:39:23.877
5 - D2	41.244	94.7	45.643 115.9	IN PIT	7:04.912 P	25.15	5:04.694 09:46:28.789
6 - D2	OUTLAP	116.5	43.796 131.3	40.515 125.6	2:07.974	83.51	7.756 09:48:36.763
7 - D2	37.884	119.4	43.242 136.1	39.647 125.6	2:00.773	88.49	0.555 09:50:37.536
8 - D2	37.807	118.3	43.011 137.2	40.086 125.6	2:00.904	88.40	0.686 09:52:38.440
9 - D2	37.829	117.7	42.935 136.1	<b>39.454</b> 125.9	<b>2:00.218 (1)</b>	<b>88.90</b>	<b>09:54:38.658</b>
10 - D2	38.540	99.2	44.443 123.8	IN PIT	13:41.204 P	13.01	11:40.986 10:08:19.862
11 - D1	OUTLAP	117.9	44.749 137.2	41.159 125.6	2:09.994	82.21	9.776 10:10:29.856
12 - D1	48.994	80.1	52.589 99.4	IN PIT	7:26.962 P	23.91	5:26.744 10:17:56.818
13 - D1	OUTLAP	115.1	43.947 138.3	40.991 125.6	2:07.900	83.56	7.682 10:20:04.718
14 - D1	38.612	<b>119.8</b>	43.237 <b>139.2</b>	40.947 126.1	2:02.796	87.03	2.578 10:22:07.514
15 - D1	38.410	119.1	42.896 137.7	40.385 125.9	2:01.691	87.82	1.473 10:24:09.205
16 - D1	37.824	119.1	43.162 137.7	39.709 126.3	2:00.695	88.55	0.477 10:26:09.900
17 - D1	<b>37.727</b>	119.1	<b>42.880</b> 137.7	39.777 <b>126.6</b>	2:00.384 (2)	88.78	0.166 10:28:10.284
18 - D1	37.803	119.1	42.941 138.0	39.682 126.3	2:00.426 (3)	88.75	0.208 10:30:10.710

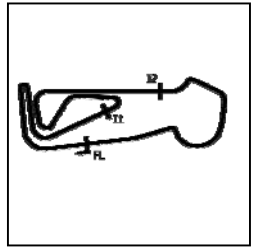
P23 50 GT4PA HHC Motorsport		Ginetta G55 GT4					
IDEAL LAP TIME : 2:00.056		BEST LAP TIME : 2:00.271					
D1: Mike NEWBOULD		D2: Will BURNS					
DIFFERENCE : 0.215							
LAP	SECTOR 1	SECTOR 2	SECTOR 3	LAP TIME	MPH	DIFF	TIME OF DAY
1 - D2	OUTLAP	111.1	44.569 128.0	40.632 119.4	2:11.880	81.04	11.609 09:33:47.103
2 - D2	38.288	113.7	43.280 127.5	39.944 119.1	2:01.512 (2)	87.95	1.241 09:35:48.615
3 - D2	38.257	113.5	43.118 128.3	40.252 119.4	2:01.627 (3)	87.87	1.356 09:37:50.242
4 - D2	38.189	113.9	43.237 128.8	40.750 <b>120.6</b>	2:02.176	87.48	1.905 09:39:52.418

Weather / Track : Cloudy / Dry

Snetterton 300  
Circuit Length = 2.9689 miles  
Start: 09:30 Flag 10:30 End: 10:34

# British GT Championship

## FREE PRACTICE 1 - SECTOR ANALYSIS



SECTOR 1 = FL to I1, SECTOR 2 = I1 to I2, SECTOR 3 = I2 to FL, DIFF = Difference To Personal Best Lap, P = Crossed Finish Line in Pit Lane, D = Time Disallowed

5 - D2	38.021	109.4	47.390	113.5	IN PIT		6:07.414	P	29.09	4:07.143	09:45:59.832
6 - D2	OUTLAP	113.7	43.166	128.8	<b>39.499</b>	120.0	2:05.507		85.15	5.236	09:48:05.339
<b>7 - D2</b>	37.681	114.7	<b>42.915</b>	128.3	39.675	120.2	<b>2:00.271 (1)</b>	<b>88.86</b>			<b>09:50:05.610</b>
8 - D2	<b>37.642</b>	<b>115.1</b>	45.562	128.3	42.161	119.6	2:05.365		85.25	5.094	09:52:10.975
9 - D2	37.816	114.9	43.132	<b>129.5</b>	IN PIT		15:51.128	P	11.23	13:50.857	10:08:02.103
10 - D1	OUTLAP	92.9	48.028	126.8	44.955	117.5	2:23.262		74.60	22.991	10:10:25.365
11 - D1	46.375	112.0	46.645	128.3	IN PIT		7:38.507	P	23.31	5:38.236	10:18:03.872
12 - D1	OUTLAP	110.3	51.187	127.5	44.585	118.5	2:22.051		75.24	21.780	10:20:25.923
13 - D1	40.453	112.4	45.326	128.5	42.673	118.7	2:08.452		83.20	8.181	10:22:34.375
14 - D1	39.839	112.7	44.791	128.8	42.102	117.9	2:06.732		84.33	6.461	10:24:41.107
15 - D1	40.082	96.2	45.515	129.0	44.327	118.5	2:09.924		82.26	9.653	10:26:51.031
16 - D1	40.969	112.2	48.473	124.0	42.723	117.9	2:12.165		80.86	11.894	10:29:03.196

### P24 501 GT4PA Balfe Motorsport

McLaren 570S GT4

IDEAL LAP TIME : 2:00.445 BEST LAP TIME : 2:00.533

DIFFERENCE : 0.088

D1: Graham JOHNSON D2: Mike ROBINSON

LAP	SECTOR 1	SECTOR 2	SECTOR 3	LAP TIME	MPH	DIFF	TIME OF DAY				
1 - D2	OUTLAP	86.5	48.175	133.6	46.266	123.3	2:23.952	74.24	23.419	09:37:02.991	
2 - D2	39.398	116.5	44.895	122.2	42.486	123.8	2:06.779	84.30	6.246	09:39:09.770	
3 - D2	39.380	98.2	48.559	110.5	IN PIT		7:39.975	P	23.23	5:39.442	09:46:49.745
4 - D2	OUTLAP	114.9	44.853	133.6	41.029	124.2	2:10.166	82.11	9.633	09:48:59.911	
5 - D2	38.004	117.5	43.155	134.7	39.929	124.0	2:01.088	(3)	88.26	0.555	09:51:00.999
6 - D2	38.075	117.1	42.999	135.5	<b>39.575</b>	124.2	2:00.649	(2)	88.58	0.116	09:53:01.648
<b>7 - D2</b>	<b>37.994</b>	118.1	<b>42.876</b>	136.1	39.663	123.8	<b>2:00.533 (1)</b>	<b>88.67</b>			<b>09:55:02.181</b>
8 - D2	38.361	116.9	43.629	134.7	IN PIT		13:30.644	P	13.18	11:30.111	10:08:32.825
9 - D1	OUTLAP	116.5	44.011	135.5	40.840	124.0	2:09.256	82.68	8.723	10:10:42.081	
10 - D1	38.172	118.3	43.376	<b>137.2</b>	IN PIT		7:29.874	P	23.75	5:29.341	10:18:11.955
11 - D1	OUTLAP	118.1	44.250	135.2	42.738	124.0	2:09.612	82.46	9.079	10:20:21.567	
12 - D1	38.364	117.9	43.179	136.6	40.583	123.3	2:02.126	87.51	1.593	10:22:23.693	
13 - D1	38.348	<b>118.7</b>	43.272	136.3	40.336	123.8	2:01.956	87.63	1.423	10:24:25.649	
14 - D1	38.073	118.5	43.267	136.3	40.215	124.2	2:01.555	87.92	1.022	10:26:27.204	
15 - D1	38.289	118.1	43.389	124.5	41.920	<b>125.2</b>	2:03.598	86.47	3.065	10:28:30.802	
16 - D1	38.088	118.3	43.327	136.9	40.488	124.0	2:01.903	87.67	1.370	10:30:32.705	

### P25 61 GT4S Academy Motorsport

Aston Martin V8 Vantage GT4

IDEAL LAP TIME : 2:00.514 BEST LAP TIME : 2:00.580

DIFFERENCE : 0.066

D1: Tom WOOD D2: Jan JONCK

LAP	SECTOR 1	SECTOR 2	SECTOR 3	LAP TIME	MPH	DIFF	TIME OF DAY				
1 - D2	OUTLAP	116.1	45.265	138.3	41.195	127.3	2:16.339	78.39	15.759	09:34:49.776	
2 - D2	38.373	119.6	45.643	137.5	40.934	128.8	2:04.950	85.53	4.370	09:36:54.726	
3 - D2	38.266	119.4	43.399	139.2	41.235	128.5	2:02.900	86.96	2.320	09:38:57.626	
4 - D2	39.560	119.4	43.670	122.6	IN PIT		7:16.928	P	24.46	5:16.348	09:46:14.554
5 - D2	OUTLAP	119.1	43.289	138.9	41.273	128.0	2:08.263	83.32	7.683	09:48:22.817	
6 - D2	37.950	121.5	43.944	128.3	IN PIT		3:10.585	P	56.08	1:10.005	09:51:33.402
7 - D2	OUTLAP	120.9	43.244	130.3	42.000	128.8	2:08.794	82.98	8.214	09:53:42.196	
<b>8 - D2</b>	38.015	121.1	<b>42.671</b>	140.6	<b>39.894</b>	129.5	<b>2:00.580 (1)</b>	<b>88.63</b>			<b>09:55:42.776</b>
9 - D2	39.603	106.5	47.445	107.5	IN PIT		12:29.660	P	14.25	10:29.080	10:08:12.436
10 - D1	OUTLAP	118.1	44.324	139.8	44.908	127.0	2:15.436	78.91	14.856	10:10:27.872	
11 - D1	48.877	91.8	52.117	110.7	IN PIT		7:41.956	P	23.13	5:41.376	10:18:09.828
12 - D1	OUTLAP	121.1	45.050	139.8	41.498	129.0	2:09.535	82.51	8.955	10:20:19.363	
13 - D1	43.499	57.4	52.564	140.3	40.392	128.0	2:16.455	78.32	15.875	10:22:35.818	
14 - D1	47.044	102.2	44.465	141.2	40.107	<b>130.3</b>	2:11.616	81.20	11.036	10:24:47.434	
15 - D1	<b>37.949</b>	122.2	42.746	<b>142.1</b>	40.414	130.0	2:01.109	(3)	88.25	0.529	10:26:48.543
16 - D1	37.974	<b>123.5</b>	42.872	140.6	40.037	129.5	2:00.883	(2)	88.41	0.303	10:28:49.426

### P26 56 GT4PA Tolman Motorsport Ltd

McLaren 570S GT4

IDEAL LAP TIME : 2:00.342 BEST LAP TIME : 2:00.621

DIFFERENCE : 0.279

D1: David PATTISON D2: Joe OSBORNE

LAP	SECTOR 1	SECTOR 2	SECTOR 3	LAP TIME	MPH	DIFF	TIME OF DAY				
1 - D2	OUTLAP	118.1	43.154	138.0	39.849	125.4	2:05.386	85.24	4.765	09:33:13.412	
2 - D2	<b>37.747</b>	118.5	43.728	134.7	39.892	124.5	2:01.367	(2)	88.06	0.746	09:35:14.779
3 - D2	37.806	118.1	44.354	134.4	<b>39.816</b>	124.0	2:01.976	(3)	87.62	1.355	09:37:16.755

Snetterton 300

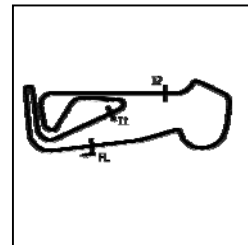
Circuit Length = 2.9689 miles

Start: 09:30 Flag 10:30 End: 10:34

Weather / Track : Cloudy / Dry

# British GT Championship

## FREE PRACTICE 1 - SECTOR ANALYSIS



SECTOR 1 = FL to I1, SECTOR 2 = I1 to I2, SECTOR 3 = I2 to FL, DIFF = Difference To Personal Best Lap, P = Crossed Finish Line in Pit Lane, D = Time Disallowed

4 - D2	37.976	117.1	<b>42.779</b>	136.9	39.866	124.7	<b>2:00.621 (1)</b>	<b>88.60</b>			<b>09:39:17.376</b>
5 - D2	38.146	118.1	48.855	92.1	IN PIT		6:26.302	P	27.66	4:25.681	09:45:43.678
6 - D1	OUTLAP	113.3	45.564	133.1	43.421	124.5	2:14.785		79.29	14.164	09:47:58.463
7 - D1	39.527	117.9	44.603	137.2	41.602	123.8	2:05.732		85.00	5.111	09:50:04.195
8 - D1	38.717	117.5	45.436	135.5	42.881	118.7	2:07.034		84.13	6.413	09:52:11.229
9 - D1	40.579	117.9	44.279	136.3	41.190	122.4	2:06.048		84.79	5.427	09:54:17.277
10 - D1	38.546	118.3	43.912	135.8	IN PIT		13:43.011	P	12.98	11:42.390	10:08:00.288
11 - D1	OUTLAP	118.5	43.668	138.0	40.735	124.7	2:07.970		83.52	7.349	10:10:08.258
12 - D1	38.036	119.4	43.500	138.0	40.594	124.7	2:02.130		87.51	1.509	10:12:10.388
13 - D1	38.749	111.1	46.181	131.3	IN PIT		5:49.574	P	30.57	3:48.953	10:17:59.962
14 - D1	OUTLAP	105.6	44.286	138.0	42.186	125.4	2:12.257		80.81	11.636	10:20:12.219
15 - D1	38.311	119.8	43.805	138.6	41.443	<b>126.3</b>	2:03.559		86.50	2.938	10:22:15.778
16 - D1	38.561	119.1	43.744	138.6	41.460	125.2	2:03.765		86.35	3.144	10:24:19.543
17 - D1	38.160	<b>120.0</b>	43.303	<b>139.2</b>	40.827	125.4	2:02.290		87.39	1.669	10:26:21.833
18 - D1	38.532	117.9	43.607	138.6	40.781	125.6	2:02.920		86.95	2.299	10:28:24.753
19 - D1	38.270	119.1	43.420	138.0	41.115	125.4	2:02.805		87.03	2.184	10:30:27.558

### P27 44 GT4PA Invictus Games Racing

Jaguar F-TYPE SVR GT4

IDEAL LAP TIME : 2:00.320

BEST LAP TIME : 2:00.856

DIFFERENCE : 0.536

D1: Steve MCCULLEY

D2: Matthew GEORGE

LAP	SECTOR 1	SECTOR 2	SECTOR 3	LAP TIME	MPH	DIFF	TIME OF DAY				
1 - D2	OUTLAP	85.9	48.918	103.4	IN PIT		5:09.649	P	34.51	3:08.793	09:36:44.175
2 - D2	OUTLAP	109.6	47.773	123.3	IN PIT		10:37.336	P	16.76	8:36.480	09:47:21.511
3 - D2	OUTLAP	117.7	43.167	136.6	<b>39.894</b>	<b>126.3</b>	2:05.732		85.00	4.876	09:49:27.243
4 - D2	<b>37.857</b>	<b>118.9</b>	<b>42.569</b>	<b>138.0</b>	40.430	126.1	<b>2:00.856 (1)</b>		<b>88.43</b>		<b>09:51:28.099</b>
5 - D2	37.884	118.7	43.254	136.9	40.267	125.6	2:01.405	(3)	88.03	0.549	09:53:29.504
6 - D2	38.101	117.9	43.196	135.2	40.080	123.8	2:01.377	(2)	88.05	0.521	09:55:30.881

### P28 22 GT4PA Invictus Games Racing

Jaguar F-TYPE SVR GT4

IDEAL LAP TIME : 2:00.774

BEST LAP TIME : 2:00.856

DIFFERENCE : 0.082

D1: Ben NORFOLK

D2: Jason WOLFE

LAP	SECTOR 1	SECTOR 2	SECTOR 3	LAP TIME	MPH	DIFF	TIME OF DAY				
1 - D2	OUTLAP	75.2	50.133	123.5	IN PIT		6:02.186	P	29.50	4:01.330	09:37:40.166
2 - D2	OUTLAP	119.8	43.679	<b>138.9</b>	42.452	<b>126.6</b>	2:10.869		81.67	10.013	09:39:51.035
3 - D2	38.709	113.1	47.232	112.2	IN PIT		6:20.750	P	28.07	4:19.894	09:46:11.785
4 - D2	OUTLAP	<b>120.2</b>	44.681	136.6	41.253	126.1	2:09.168		82.74	8.312	09:48:20.953
5 - D2	38.470	119.1	42.878	137.7	40.490	125.9	2:01.838		87.72	0.982	09:50:22.791
6 - D2	38.245	119.1	<b>42.680</b>	137.5	<b>39.931</b>	125.6	<b>2:00.856 (1)</b>		<b>88.43</b>		<b>09:52:23.647</b>
7 - D2	38.186	118.5	42.909	137.2	40.066	125.6	2:01.161	(2)	88.21	0.305	09:54:24.808
8 - D2	38.268	117.7	47.694	110.7	IN PIT		13:32.302	P	13.15	11:31.446	10:07:57.110
9 - D2	OUTLAP	118.3	43.444	137.5	40.847	125.9	2:08.446		83.21	7.590	10:10:05.556
10 - D2	<b>38.163</b>	119.6	42.975	138.6	40.305	<b>126.6</b>	2:01.443	(3)	88.00	0.587	10:12:06.999
11 - D2	38.709	89.9	47.074	113.1	IN PIT		5:43.743	P	31.09	3:42.887	10:17:50.742
12 - D1	OUTLAP	92.3	47.455	120.4	44.962	119.4	2:21.683		75.43	20.827	10:20:12.425
13 - D1	41.337	101.8	46.074	137.5	42.817	125.2	2:10.228		82.07	9.372	10:22:22.653
14 - D1	40.909	107.3	45.123	136.6	42.758	124.2	2:08.790		82.98	7.934	10:24:31.443
15 - D1	40.244	118.5	44.394	137.5	42.147	125.2	2:06.785		84.30	5.929	10:26:38.228
16 - D1	39.923	117.7	44.632	137.5	41.361	125.4	2:05.916		84.88	5.060	10:28:44.144
17 - D1	39.315	116.9	44.871	136.6	42.378	123.5	2:06.564		84.44	5.708	10:30:50.708

### P29 72 GT4PA Track-Club

McLaren 570S GT4

IDEAL LAP TIME : 2:02.171

BEST LAP TIME : 2:02.558

DIFFERENCE : 0.387

D1: Adam BALON

D2: Ben BARNICOAT

LAP	SECTOR 1	SECTOR 2	SECTOR 3	LAP TIME	MPH	DIFF	TIME OF DAY				
1 - D1	OUTLAP	114.9	44.018	<b>135.2</b>	42.111	<b>123.3</b>	2:12.248		80.81	9.690	09:34:59.055
2 - D1	38.185	<b>117.1</b>	43.573	135.0	<b>40.800</b>	121.5	<b>2:02.558 (1)</b>		<b>87.20</b>		<b>09:37:01.613</b>

### P30 88 GT4S Team HARD. with Trade Price Cars

Ginetta G55 GT4

IDEAL LAP TIME : 2:03.400

BEST LAP TIME : 2:03.478

DIFFERENCE : 0.078

D1: Joshua JACKSON

D2: Benjamin WALLACE

LAP	SECTOR 1	SECTOR 2	SECTOR 3	LAP TIME	MPH	DIFF	TIME OF DAY
-----	----------	----------	----------	----------	-----	------	-------------

Weather / Track : Cloudy / Dry

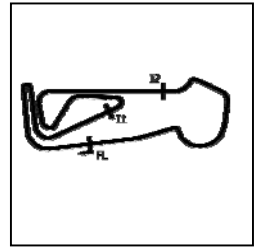
Snetterton 300

Circuit Length = 2.9689 miles

Start: 09:30 Flag 10:30 End: 10:34

# British GT Championship

## FREE PRACTICE 1 - SECTOR ANALYSIS



SECTOR 1 = FL to I1, SECTOR 2 = I1 to I2, SECTOR 3 = I2 to FL, DIFF = Difference To Personal Best Lap, P = Crossed Finish Line in Pit Lane, D = Time Disallowed

1 - D2	OUTLAP	100.3	54.497	74.8	51.619	88.1	2:33.576	69.59	30.098	09:34:17.878		
2 - D2		44.909	110.9	46.504	121.1	43.788	119.6	2:15.201	79.05	11.723	09:36:33.079	
3 - D2		40.757	111.4	46.153	127.3	45.923	120.2	2:12.833	80.46	9.355	09:38:45.912	
4 - D2		40.104	112.5	45.682	128.5	IN PIT		7:23.920	<b>P</b>	24.07	5:20.442	09:46:09.832
5 - D2	OUTLAP	112.0	46.427	131.0	44.593	120.9	2:15.173	79.06	11.695	09:48:25.005		
6 - D2		39.981	113.7	45.722	130.3	41.870	120.4	2:07.573	83.78	4.095	09:50:32.578	
7 - D2		39.143	113.7	44.419	129.0	42.465	120.4	2:06.027	<b>(3)</b>	84.80	2.549	09:52:38.605
8 - D2		38.953	114.1	44.093	130.0	41.268	120.4	2:04.314	<b>(2)</b>	85.97	0.836	09:54:42.919
9 - D2		38.975	114.1	<b>43.929</b>	129.8	IN PIT		13:31.380	<b>P</b>	13.17	11:27.902	10:08:14.299
10 - D2	OUTLAP	108.9	48.471	128.5	43.603	119.4	2:19.769	76.46	16.291	10:10:34.068		
11 - D2		40.187	113.5	47.041	107.8	IN PIT		7:31.210	<b>P</b>	23.68	5:27.732	10:18:05.278
12 - D2	OUTLAP	102.7	47.591	124.0	43.549	119.4	2:16.487	78.30	13.009	10:20:21.765		
13 - D2		40.963	111.2	45.090	130.3	42.069	120.2	2:08.122	83.42	4.644	10:22:29.887	
<b>14 - D2</b>	<b>38.621</b>	114.1	44.007	131.3	<b>40.850</b>	<b>121.3</b>	<b>2:03.478</b>	<b>(1)</b>	<b>86.55</b>			<b>10:24:33.365</b>
15 - D2		39.096	<b>115.1</b>	44.565	<b>132.3</b>	IN PIT		5:01.194	<b>P</b>	35.48	2:57.716	10:29:34.559

### P31 34 GT4PA Team HARD. with Trade Price Cars Ginetta G55 GT4

IDEAL LAP TIME : 2:05.849 BEST LAP TIME : 2:05.870 DIFFERENCE : 0.021  
 D1: Anna WALEWSKA D2: Callum HAWKINS-ROW

LAP	SECTOR 1	SECTOR 2	SECTOR 3	LAP TIME	MPH	DIFF	TIME OF DAY					
1 - D1	OUTLAP	87.1	54.527	105.5	48.738	116.7	2:37.871	67.70	32.001	09:35:03.780		
2 - D1		44.562	94.6	49.662	118.5	51.992	112.9	2:26.216	<b>(3)</b>	73.09	20.346	09:37:29.996
3 - D1		45.484	89.8	53.421	88.4	47.592	119.4	2:26.497		72.95	20.627	09:39:56.493
4 - D1		45.491	85.5	53.840	104.0	IN PIT		12:39.432	<b>P</b>	14.07	10:33.562	09:52:35.925
5 - D1	OUTLAP	103.0	46.639	126.8	43.232	119.4	2:17.542	77.70	11.672	09:54:53.467		
6 - D1		40.165	111.8	45.207	128.5	IN PIT		12:53.762	<b>P</b>	13.81	10:47.892	10:07:47.229
7 - D1	OUTLAP	108.9	45.883	128.5	42.403	118.9	2:13.627	79.98	7.757	10:10:00.856		
<b>8 - D1</b>	<b>39.605</b>	112.4	44.782	130.5	<b>41.483</b>	<b>120.2</b>	<b>2:05.870</b>	<b>(1)</b>	<b>84.91</b>			<b>10:12:06.726</b>
9 - D1		40.419	93.2	46.793	128.8	IN PIT		5:35.595	<b>P</b>	31.84	3:29.725	10:17:42.321
10 - D2	OUTLAP	110.9	47.000	129.0	46.382	118.1	2:22.118	75.20	16.248	10:20:04.439		
11 - D2		41.562	112.5	45.321	124.9	43.854	119.4	2:10.737	<b>(2)</b>	81.75	4.867	10:22:15.176

### P32 54 GT4PA UltraTek Racing Team RJN Nissan 370Z GT4

IDEAL LAP TIME : 2:07.803 BEST LAP TIME : 2:08.510 DIFFERENCE : 0.707  
 D1: Stephen JOHANSEN D2: Jesse ANTTILA

LAP	SECTOR 1	SECTOR 2	SECTOR 3	LAP TIME	MPH	DIFF	TIME OF DAY					
1 - D1	OUTLAP	95.3	49.067	129.3	43.741	124.9	2:25.147	73.63	16.637	09:33:53.764		
<b>2 - D1</b>	<b>40.495</b>	113.3	45.829	133.1	<b>42.186</b>	<b>126.1</b>	<b>2:08.510</b>	<b>(1)</b>	<b>83.16</b>			<b>09:36:02.274</b>
3 - D1		<b>40.292</b>	<b>114.5</b>	<b>45.325</b>	<b>135.5</b>	43.667	125.9	2:09.284	<b>(2)</b>	82.67	0.774	09:38:11.558

### P33 53 GT4PA UltraTek Racing Team RJN Nissan 370Z GT4

IDEAL LAP TIME : 2:08.075 BEST LAP TIME : DIFFERENCE :  
 D1: Kelvin FLETCHER D2: Martin PLOWMAN

LAP	SECTOR 1	SECTOR 2	SECTOR 3	LAP TIME	MPH	DIFF	TIME OF DAY					
1 - D2	OUTLAP	103.0	<b>45.282</b>	<b>134.7</b>	<b>43.904</b>	<b>124.9</b>	2:30.389	71.06				09:33:40.808



# British GT Championship

## FREE PRACTICE 1 - BEST SECTORS

SECTOR 1			SECTOR 2			SECTOR 3			IDEAL / BEST COMPARISON						
POS	NO	NAME	TIME	NO	NAME	TIME	NO	NAME	TIME	POS	NO	NAME	IDEAL	BEST	DIFF
													<b>PERFECT LAP</b>	<b>1:48.585</b>	
1	33	Barwell Motorsport	33.975	11	TF Sport	38.852	17	TF Sport	35.758	1	75	Optimum Motorsport	1:48.809	1:49.440	0.631
2	75	Optimum Motorspor	34.064	75	Optimum Motorspor	38.986	75	Optimum Motorspor	35.759	2	11	TF Sport	1:48.936	1:49.118	0.182
3	7	Team Parker Racing	34.090	33	Barwell Motorsport	39.020	116	ERC Sport	35.776	3	17	TF Sport	1:48.993	1:49.362	0.369
4	11	TF Sport	34.093	17	TF Sport	39.066	47	Jetstream Motorspo	35.816	4	47	Jetstream Motorsport	1:49.088	1:49.182	0.094
5	69	Barwell Motorsport	34.129	47	Jetstream Motorspo	39.077	11	TF Sport	35.991	5	116	ERC Sport	1:49.328	1:49.543	0.215
6	17	TF Sport	34.169	116	ERC Sport	39.238	69	Barwell Motorsport	36.087	6	33	Barwell Motorsport	1:49.331	1:49.477	0.146
7	47	Jetstream Motorspo	34.195	7	Team Parker Racing	39.245	7	Team Parker Racing	36.333	7	69	Barwell Motorsport	1:49.595	1:49.747	0.152
8	99	Beechdean AMR	34.224	69	Barwell Motorsport	39.379	33	Barwell Motorsport	36.336	8	7	Team Parker Racing L	1:49.668	1:49.668	0.000
9	116	ERC Sport	34.314	99	Beechdean AMR	39.516	99	Beechdean AMR	36.369	9	99	Beechdean AMR	1:50.109	1:50.369	0.260
10	24	RJN Motorsport	34.794	1	Team Parker Racing	39.742	1	Team Parker Racing	36.516	10	1	Team Parker Racing L	1:51.086	1:51.111	0.025
11	1	Team Parker Racing	34.828	24	RJN Motorsport	39.940	24	RJN Motorsport	36.518	11	24	RJN Motorsport	1:51.252	1:51.649	0.397
12	43	Century Motorsport	37.344	66	Team Parker Racing	42.499	68	Steller Performance	39.316	12	66	Team Parker Racing L	1:59.352	1:59.455	0.103
13	66	Team Parker Racing	37.360	77	Fox Motorsport	42.559	10	Equipe Verschuur	39.398	13	43	Century Motorsport	1:59.365	1:59.507	0.142
14	68	Steller Performance	37.438	44	Invictus Games Rac	42.569	43	Century Motorsport	39.420	14	68	Steller Performance	1:59.605	1:59.838	0.233
15	62	Academy Motorspor	37.496	62	Academy Motorspor	42.570	55	HHC Motorsport	39.439	15	62	Academy Motorsport	1:59.767	1:59.811	0.044
16	5	Tolman Motorsport I	37.499	43	Century Motorsport	42.601	42	Century Motorsport	39.454	16	77	Fox Motorsport	1:59.796	2:00.078	0.282
17	77	Fox Motorsport	37.543	4	Tolman Motorsport I	42.652	66	Team Parker Racing	39.493	17	4	Tolman Motorsport Ltc	1:59.848	2:00.179	0.331
18	4	Tolman Motorsport I	37.567	61	Academy Motorspor	42.671	50	HHC Motorsport	39.499	18	10	Equipe Verschuur	1:59.864	1:59.864	0.000
19	86	Steller Performance	37.587	22	Invictus Games Rac	42.680	5	Tolman Motorsport I	39.550	19	5	Tolman Motorsport Ltc	1:59.916	2:00.000	0.084
20	50	HHC Motorsport	37.642	10	Equipe Verschuur	42.717	501	Balfe Motorsport	39.575	20	86	Steller Performance	2:00.012	2:00.147	0.135
21	42	Century Motorsport	37.727	56	Tolman Motorsport I	42.779	86	Steller Performance	39.605	21	55	HHC Motorsport	2:00.022	2:00.113	0.091
22	56	Tolman Motorsport I	37.747	55	HHC Motorsport	42.793	4	Tolman Motorsport I	39.629	22	50	HHC Motorsport	2:00.056	2:00.271	0.215
23	10	Equipe Verschuur	37.749	86	Steller Performance	42.820	77	Fox Motorsport	39.694	23	42	Century Motorsport	2:00.061	2:00.218	0.157
24	55	HHC Motorsport	37.790	68	Steller Performance	42.851	62	Academy Motorspor	39.701	24	44	Invictus Games Racin	2:00.320	2:00.856	0.536
25	44	Invictus Games Rac	37.857	5	Tolman Motorsport I	42.867	56	Tolman Motorsport I	39.816	25	56	Tolman Motorsport Ltc	2:00.342	2:00.621	0.279
26	61	Academy Motorspor	37.949	501	Balfe Motorsport	42.876	61	Academy Motorspor	39.894	26	501	Balfe Motorsport	2:00.445	2:00.533	0.088
27	501	Balfe Motorsport	37.994	42	Century Motorsport	42.880	44	Invictus Games Rac	39.894	27	61	Academy Motorsport	2:00.514	2:00.580	0.066
28	72	Track-Club	38.017	50	HHC Motorsport	42.915	22	Invictus Games Rac	39.931	28	22	Invictus Games Racin	2:00.774	2:00.856	0.082
29	22	Invictus Games Rac	38.163	72	Track-Club	43.354	72	Track-Club	40.800	29	72	Track-Club	2:02.171	2:02.558	0.387
30	88	Team HARD. with T	38.621	88	Team HARD. with T	43.929	88	Team HARD. with T	40.850	30	88	Team HARD. with Tra	2:03.400	2:03.478	0.078
31	53	UltraTek Racing Tez	38.889	34	Team HARD. with T	44.761	34	Team HARD. with T	41.483	31	34	Team HARD. with Tra	2:05.849	2:05.870	0.021
32	34	Team HARD. with T	39.605	53	UltraTek Racing Tez	45.282	54	UltraTek Racing Tez	42.186	32	54	UltraTek Racing Tearr	2:07.803	2:08.510	0.707
33	54	UltraTek Racing Tez	40.292	54	UltraTek Racing Tez	45.325	53	UltraTek Racing Tez	43.904	33	53	UltraTek Racing Tearr	2:08.075		

Weather / Track : Cloudy / Dry

Snetterton 300

Circuit Length = 2.9689 miles

Start: 09:30 Flag 10:30 End: 10:34

Results can be found at [www.tsl-timing.com](http://www.tsl-timing.com)

Printed - 10:36 Saturday, 26 May 2018

# British GT Championship

## FREE PRACTICE 1 - BEST SPEEDS

POS	INTERMEDIATE 1			INTERMEDIATE 2			FINISH LINE		
	NO	NAME	MPH	NO	NAME	MPH	NO	NAME	MPH
1	11	TF Sport	133.1	11	TF Sport	153.2	11	TF Sport	141.2
2	47	Jetstream Motorsport	132.6	17	TF Sport	152.5	7	Team Parker Racing Ltd	140.6
3	99	Beechdean AMR	132.6	75	Optimum Motorsport	152.1	99	Beechdean AMR	140.6
4	17	TF Sport	132.3	99	Beechdean AMR	152.1	75	Optimum Motorsport	140.3
5	75	Optimum Motorsport	132.3	47	Jetstream Motorsport	151.8	17	TF Sport	140.1
6	24	RJN Motorsport	132.1	7	Team Parker Racing Ltd	151.8	1	Team Parker Racing Ltd	140.1
7	1	Team Parker Racing Ltd	131.3	24	RJN Motorsport	151.8	47	Jetstream Motorsport	139.8
8	7	Team Parker Racing Ltd	131.0	1	Team Parker Racing Ltd	151.1	24	RJN Motorsport	139.5
9	33	Barwell Motorsport	130.8	33	Barwell Motorsport	150.8	69	Barwell Motorsport	138.9
10	69	Barwell Motorsport	130.8	69	Barwell Motorsport	150.1	33	Barwell Motorsport	138.6
11	116	ERC Sport	129.8	116	ERC Sport	148.7	116	ERC Sport	137.5
12	61	Academy Motorsport	123.5	61	Academy Motorsport	142.1	61	Academy Motorsport	130.3
13	68	Steller Performance	122.6	62	Academy Motorsport	141.2	68	Steller Performance	130.0
14	62	Academy Motorsport	121.3	68	Steller Performance	140.9	62	Academy Motorsport	129.0
15	22	Invictus Games Racing	120.2	77	Fox Motorsport	140.3	43	Century Motorsport	127.0
16	43	Century Motorsport	120.0	43	Century Motorsport	139.2	5	Tolman Motorsport Ltd	126.8
17	77	Fox Motorsport	120.0	5	Tolman Motorsport Ltd	139.2	42	Century Motorsport	126.6
18	56	Tolman Motorsport Ltd	120.0	42	Century Motorsport	139.2	22	Invictus Games Racing	126.6
19	5	Tolman Motorsport Ltd	119.8	56	Tolman Motorsport Ltd	139.2	86	Steller Performance	126.3
20	42	Century Motorsport	119.8	22	Invictus Games Racing	138.9	56	Tolman Motorsport Ltd	126.3
21	66	Team Parker Racing Ltd	119.6	66	Team Parker Racing Ltd	138.6	44	Invictus Games Racing	126.3
22	10	Equipe Verschuur	119.4	10	Equipe Verschuur	138.6	54	UltraTek Racing Team RJN	126.1
23	44	Invictus Games Racing	118.9	44	Invictus Games Racing	138.0	77	Fox Motorsport	125.6
24	501	Balfe Motorsport	118.7	86	Steller Performance	137.2	66	Team Parker Racing Ltd	125.4
25	86	Steller Performance	118.5	501	Balfe Motorsport	137.2	10	Equipe Verschuur	125.2
26	4	Tolman Motorsport Ltd	118.1	4	Tolman Motorsport Ltd	136.3	501	Balfe Motorsport	125.2
27	72	Track-Club	117.1	54	UltraTek Racing Team RJN	135.5	4	Tolman Motorsport Ltd	124.9
28	55	HHC Motorsport	115.7	72	Track-Club	135.2	53	UltraTek Racing Team RJN	124.9
29	50	HHC Motorsport	115.1	53	UltraTek Racing Team RJN	134.7	72	Track-Club	123.3
30	88	Team HARD. with Trade Price Ca	115.1	88	Team HARD. with Trade Price Ca	132.3	88	Team HARD. with Trade Price Ca	121.3
31	53	UltraTek Racing Team RJN	114.9	55	HHC Motorsport	131.3	55	HHC Motorsport	120.6
32	54	UltraTek Racing Team RJN	114.5	34	Team HARD. with Trade Price Ca	131.0	50	HHC Motorsport	120.6
33	34	Team HARD. with Trade Price Ca	113.3	50	HHC Motorsport	129.5	34	Team HARD. with Trade Price Ca	120.2

Weather / Track : Cloudy / Dry

Results can be found at [www.tsl-timing.com](http://www.tsl-timing.com)

Snetterton 300  
Circuit Length = 2.9689 miles  
Start: 09:30 Flag 10:30 End: 10:34

Printed - 10:36 Saturday, 26 May 2018

# British GT Championship

## FREE PRACTICE 1 - DRIVER STATISTICS

POS	NO	CL	PIC	TEAM / DRIVERS	CAR	LAPS	RACE TIME	%	BEST	ON	MPH
1	11	GT3PA	1	TF Sport Mark FARMER Nicki THIM	Aston Martin V12 Vantage GT3	20	<b>1:00:14.613</b>				
						10	19:03.421	31.63	1:51.756	18	95.63
						10	29:23.400	48.79	1:49.118	3	97.94
2	47	GT3PA	2	Jetstream Motorsport Graham DAVIDSON Maxime MARTIN	Aston Martin V12 Vantage GT3	19	<b>59:11.603</b>				
						10	26:54.735	45.46	1:50.580	9	96.65
						9	23:54.963	40.40	1:49.182	19	97.89
3	17	GT3PA	3	TF Sport Derek JOHNSTON Marco SORENSEN	Aston Martin V12 Vantage GT3	21	<b>1:00:29.584</b>				
						13	28:37.814	47.33	1:52.080	17	95.36
						8	19:47.786	32.73	1:49.362	8	97.73
4	75	GT3PA	4	Optimum Motorsport Flick HAIGH Jonny ADAM	Aston Martin V12 Vantage GT3	18	<b>1:00:20.758</b>				
						11	21:23.631	35.45	1:50.466	13	96.75
						7	15:43.457	26.06	1:49.440	6	97.66
5	33	GT3PA	5	Barwell Motorsport Jon MINSHAW Phil KEEN	Lamborghini Huracan GT3	18	<b>57:57.283</b>				
						14	27:50.935	48.05	1:51.755	15	95.63
						4	16:31.644	28.52	1:49.477	2	97.62
6	116	GT3PA	6	ERC Sport Lee MOWLE Yelmer BUURMAN	Mercedes-AMG GT3	19	<b>57:50.669</b>				
						11	31:52.265	55.10	1:53.955	8	93.79
						8	17:04.695	29.52	1:49.543	16	97.56
7	7	GT3PA	7	Team Parker Racing Ltd Ian LOGGIE Callum MACLEOD	Bentley Continental GT3	14	<b>59:32.691</b>				
						8	31:11.928	52.40	1:51.656	9	95.72
						6	18:47.411	31.56	1:49.668	2	97.45
8	69	GT3PA	8	Barwell Motorsport Sam DE HAAN Jonny COCKER	Lamborghini Huracan GT3	19	<b>59:37.581</b>				
						10	19:06.579	32.05	1:51.771	19	95.62
						9	29:27.992	49.42	1:49.747	2	97.38
9	99	GT3PA	9	Beechdean AMR Andrew HOWARD Darren TURNER	Aston Martin V12 Vantage GT3	19	<b>58:59.824</b>				
						9	19:35.835	33.22	1:52.430	16	95.06
						10	28:50.912	48.90	1:50.369	9	96.83
10	1	GT3PA	10	Team Parker Racing Ltd Rick PARFITT JNR Ryan RATCLIFFE	Bentley Continental GT3	18	<b>1:00:17.461</b>				
						10	19:10.182	31.80	1:51.111	18	96.19
						8	25:37.898	42.51	1:51.780	2	95.61
11	24	GT3S	11	RJN Motorsport Jordan WITT Struan MOORE	Nissan GT-R NISMO GT3	18	<b>58:34.376</b>				
						9	19:12.424	32.79	1:51.649	15	95.72
						9	29:40.078	50.65	1:52.203	6	95.25
12	66	GT4PA	1	Team Parker Racing Ltd Nick JONES Scott MALVERN	Mercedes-AMG GT4	16	<b>59:23.683</b>				
						6	12:24.096	20.88	2:01.303	16	88.11
						10	25:10.090	42.37	1:59.455	9	89.47
13	43	GT4S	2	Century Motorsport Aleksander SCHJERPEN Jack MITCHELL	BMW M4 GT4	17	<b>59:15.628</b>				
						8	19:22.301	32.69	2:01.707	17	87.81
						9	32:29.700	54.83	1:59.507	8	89.43
14	62	GT4S	3	Academy Motorsport Will MOORE Matt NICOLL-JONES	Aston Martin V8 Vantage GT4	17	<b>55:29.267</b>				
						9	30:23.444	54.77	2:00.708	7	88.54
						8	18:59.249	34.22	1:59.811	15	89.20
15	68	GT4S	4	Steller Performance Tom CANNING Sennan FIELDING	Toyota GT86	16	<b>57:18.541</b>				
						11	29:40.485	51.78	2:00.315	16	88.83
						5	22:15.252	38.83	1:59.838	7	89.18
16	10	GT4S	5	Equipe Verschuur Finlay HUTCHISON Daniel MCKAY	McLaren 570S GT4	16	<b>58:57.211</b>				
						9	18:45.501	31.82	1:59.864	16	89.16
						7	25:01.775	42.46	2:01.729	3	87.80
17	5	GT4S	6	Tolman Motorsport Ltd Lewis PROCTOR Jordan ALBERT	McLaren 570S GT4	16	<b>59:00.821</b>				
						12	31:37.196	53.58	2:01.522	2	87.95
						4	21:11.216	35.90	2:00.000	6	89.06
18	77	GT4PA	7	Fox Motorsport Mark MURFITT Michael BROADHURST	Mercedes-AMG GT4	17	<b>57:43.531</b>				
						10	33:56.773	58.81	2:02.471	8	87.27
						7	16:23.767	28.40	2:00.078	17	89.00
19	55	GT4S	8	HHC Motorsport Callum POINTON Patrik MATTHIESEN	Ginetta G55 GT4	19	<b>58:38.073</b>				
						0	0.000	0.00		0	
						19	39:35.299	67.52	2:00.113	10	88.98

Snetterton 300

Circuit Length = 2.9689 miles

Start: 09:30 Flag 10:30 End: 10:34

Weather / Track : Cloudy / Dry

# British GT Championship

## FREE PRACTICE 1 - DRIVER STATISTICS

POS	NO	CL	PIC	TEAM / DRIVERS	CAR	LAPS	RACE TIME	%	BEST	ON	MPH
20	86	GT4S	9	Steller Performance Dean MACDONALD Alex QUINN	Toyota GT86	7	<b>21:31.764</b>				
						1	4:42.009	21.83		0	
						6	12:33.867	58.36	2:00.147	6	88.95
21	4	GT4S	10	Tolman Motorsport Ltd Michael O'BRIEN Charlie FAGG	McLaren 570S GT4	13	<b>43:46.962</b>				
						5	21:49.627	49.85	2:00.551	4	88.66
						8	16:32.470	37.78	2:00.179	10	88.93
22	42	GT4S	11	Century Motorsport Ben TUCK Ben GREEN	BMW M4 GT4	18	<b>59:06.092</b>				
						8	19:00.969	32.18	2:00.384	17	88.78
						10	32:21.641	54.75	2:00.218	9	88.90
23	50	GT4PA	12	HHC Motorsport Mike NEWBOULD Will BURNS	Ginetta G55 GT4	16	<b>57:27.973</b>				
						7	17:51.811	31.09	2:06.732	14	84.33
						9	32:34.437	56.68	2:00.271	7	88.86
24	501	GT4PA	13	Balfe Motorsport Graham JOHNSON Mike ROBINSON	McLaren 570S GT4	16	<b>55:53.666</b>				
						8	16:37.542	29.74	2:01.555	14	87.92
						8	28:29.062	50.96	2:00.533	7	88.67
25	61	GT4S	14	Academy Motorsport Tom WOOD Jan JONCK	Aston Martin V8 Vantage GT4	16	<b>56:15.989</b>				
						7	19:30.936	34.68	2:00.883	16	88.41
						9	29:23.899	52.25	2:00.580	8	88.63
26	56	GT4PA	15	Tolman Motorsport Ltd David PATTISON Joe OSBORNE	McLaren 570S GT4	19	<b>59:19.532</b>				
						14	29:25.972	49.61	2:02.130	12	87.51
						5	14:35.652	24.60	2:00.621	4	88.60
27	44	GT4PA	16	Invictus Games Racing Steve MCCULLEY Matthew GEORGE	Jaguar F-TYPE SVR GT4	6	<b>23:56.355</b>				
						0	0.000	0.00		0	
						6	15:17.180	63.85	2:00.856	4	88.43
28	22	GT4PA	17	Invictus Games Racing Ben NORFOLK Jason WOLFE	Jaguar F-TYPE SVR GT4	17	<b>59:12.728</b>				
						6	12:59.966	21.95	2:05.916	16	84.88
						11	27:17.969	46.10	2:00.856	6	88.43
29	72	GT4PA	18	Track-Club Adam BALON Ben BARNICOAT	McLaren 570S GT4	2	<b>4:14.806</b>				
						2	6:19.998	100.00	2:02.558	2	87.20
						0	0.000	0.00		0	
30	88	GT4S	19	Team HARD. with Trade Price Cars Joshua JACKSON Benjamin WALLACE	Ginetta G55 GT4	15	<b>57:50.257</b>				
						0	0.000	0.00		0	
						15	41:08.165	71.12	2:03.478	14	86.55
31	34	GT4PA	20	Team HARD. with Trade Price Cars Anna WALEWSKA Callum HAWKINS-ROW	Ginetta G55 GT4	11	<b>49:49.267</b>				
						9	24:29.397	49.16	2:05.870	8	84.91
						2	6:40.517	13.40	2:10.737	11	81.75
32	54	GT4PA	21	UltraTek Racing Team RJN Stephen JOHANSEN Jesse ANTTILA	Nissan 370Z GT4	3	<b>6:42.941</b>				
						3	6:42.941	100.00	2:08.510	2	83.16
						0	0.000	0.00		0	
33	53	GT4PA	22	UltraTek Racing Team RJN Kelvin FLETCHER Martin PLOWMAN	Nissan 370Z GT4	1	<b>2:30.389</b>				
						0	0.000	0.00		0	
						1	2:30.389	100.00		0	

Weather / Track : Cloudy / Dry

Snetterton 300  
Circuit Length = 2.9689 miles  
Start: 09:30 Flag 10:30 End: 10:34

# British GT Championship

## FREE PRACTICE 1 - PIT STOP ANALYSIS

<b>P1</b>	<b>11</b>	<b>GT3PA</b>	<b>TF Sport</b>	<b>Aston Martin V12 Vantage GT3</b>			
D1: Mark FARMER	Total Stint: 10 Laps - 19:03.421 (31.63%)		Best Lap: 1:51.756 On Lap 18 @ 95.63 mph				
D2: Nicki THIMM	Total Stint: 10 Laps - 29:23.400 (48.79%)		Best Lap: 1:49.118 On Lap 3 @ 97.94 mph				
STOP	IN TIME	DRIVER IN	STINT TIME	STOP TIME	TOTAL STOP TIME	OUT TIME	DRIVER OUT
1 -	09:37:52.264	Nicki THIMM	7:28.104	7:57.176	7:57.176	09:45:49.440	Nicki THIMM
-	Finish	Nicki THIMM	13:12.594				
<b>P2</b>	<b>47</b>	<b>GT3PA</b>	<b>Jetstream Motorsport</b>	<b>Aston Martin V12 Vantage GT3</b>			
D1: Graham DAVIDSON	Total Stint: 10 Laps - 26:54.735 (45.46%)		Best Lap: 1:50.580 On Lap 9 @ 96.65 mph				
D2: Maxime MARTIN	Total Stint: 9 Laps - 23:54.963 (40.4%)		Best Lap: 1:49.182 On Lap 19 @ 97.89 mph				
STOP	IN TIME	DRIVER IN	STINT TIME	STOP TIME	TOTAL STOP TIME	OUT TIME	DRIVER OUT
1 -	09:32:20.871	Graham DAVIDSON	2:07.612	2:32.986	2:32.986	09:34:53.857	Maxime MARTIN
2 -	10:31:17.862	Maxime MARTIN					
<b>P4</b>	<b>75</b>	<b>GT3PA</b>	<b>Optimum Motorsport</b>	<b>Aston Martin V12 Vantage GT3</b>			
D1: Flick HAIGH	Total Stint: 11 Laps - 21:23.631 (35.45%)		Best Lap: 1:50.466 On Lap 13 @ 96.75 mph				
D2: Jonny ADAM	Total Stint: 7 Laps - 15:43.457 (26.06%)		Best Lap: 1:49.440 On Lap 6 @ 97.66 mph				
STOP	IN TIME	DRIVER IN	STINT TIME	STOP TIME	TOTAL STOP TIME	OUT TIME	DRIVER OUT
1 -	09:37:51.352	Jonny ADAM	7:40.163	8:44.412	8:44.412	09:46:35.764	Jonny ADAM
2 -	09:52:35.635	Jonny ADAM	5:59.871	2:03.423	10:47.835	09:54:39.058	Flick HAIGH
-	Finish	Flick HAIGH	13:09.804				
<b>P6</b>	<b>116</b>	<b>GT3PA</b>	<b>ERC Sport</b>	<b>Mercedes-AMG GT3</b>			
D1: Lee MOWLE	Total Stint: 11 Laps - 31:52.265 (55.1%)		Best Lap: 1:53.955 On Lap 8 @ 93.79 mph				
D2: Yelmer BUURMAN	Total Stint: 8 Laps - 17:04.695 (29.52%)		Best Lap: 1:49.543 On Lap 16 @ 97.56 mph				
STOP	IN TIME	DRIVER IN	STINT TIME	STOP TIME	TOTAL STOP TIME	OUT TIME	DRIVER OUT
1 -	10:30:53.404	Yelmer BUURMAN					
<b>P7</b>	<b>7</b>	<b>GT3PA</b>	<b>Team Parker Racing Ltd</b>	<b>Bentley Continental GT3</b>			
D1: Ian LOGGIE	Total Stint: 8 Laps - 31:11.928 (52.4%)		Best Lap: 1:51.656 On Lap 9 @ 95.72 mph				
D2: Callum MACLEOD	Total Stint: 6 Laps - 18:47.411 (31.56%)		Best Lap: 1:49.668 On Lap 2 @ 97.45 mph				
STOP	IN TIME	DRIVER IN	STINT TIME	STOP TIME	TOTAL STOP TIME	OUT TIME	DRIVER OUT
1 -	09:39:14.757	Callum MACLEOD	7:55.862	6:50.933	6:50.933	09:46:05.690	Ian LOGGIE
-	Finish	Ian LOGGIE	4:00.616				
<b>P8</b>	<b>69</b>	<b>GT3PA</b>	<b>Barwell Motorsport</b>	<b>Lamborghini Huracan GT3</b>			
D1: Sam DE HAAN	Total Stint: 10 Laps - 19:06.579 (32.05%)		Best Lap: 1:51.771 On Lap 19 @ 95.62 mph				
D2: Jonny COCKER	Total Stint: 9 Laps - 29:27.992 (49.42%)		Best Lap: 1:49.747 On Lap 2 @ 97.38 mph				
STOP	IN TIME	DRIVER IN	STINT TIME	STOP TIME	TOTAL STOP TIME	OUT TIME	DRIVER OUT
1 -	09:55:12.255	Jonny COCKER	7:26.474	12:22.475	12:22.475	10:07:34.730	Sam DE HAAN
-	Finish	Sam DE HAAN	13:17.540				
<b>P9</b>	<b>99</b>	<b>GT3PA</b>	<b>Beechdean AMR</b>	<b>Aston Martin V12 Vantage GT3</b>			
D1: Andrew HOWARD	Total Stint: 9 Laps - 19:35.835 (33.22%)		Best Lap: 1:52.430 On Lap 16 @ 95.06 mph				
D2: Darren TURNER	Total Stint: 10 Laps - 28:50.912 (48.9%)		Best Lap: 1:50.369 On Lap 9 @ 96.83 mph				
STOP	IN TIME	DRIVER IN	STINT TIME	STOP TIME	TOTAL STOP TIME	OUT TIME	DRIVER OUT
1 -	09:37:47.503	Darren TURNER	7:33.034	8:32.937	8:32.937	09:46:20.440	Darren TURNER
2 -	10:31:08.098	Andrew HOWARD					
<b>P11</b>	<b>24</b>	<b>GT3S</b>	<b>RJN Motorsport</b>	<b>Nissan GT-R NISMO GT3</b>			
D1: Jordan WITT	Total Stint: 9 Laps - 19:12.424 (32.79%)		Best Lap: 1:51.649 On Lap 15 @ 95.72 mph				
D2: Struan MOORE	Total Stint: 9 Laps - 29:40.078 (50.65%)		Best Lap: 1:52.203 On Lap 6 @ 95.25 mph				
STOP	IN TIME	DRIVER IN	STINT TIME	STOP TIME	TOTAL STOP TIME	OUT TIME	DRIVER OUT
1 -	09:38:27.175	Struan MOORE	8:09.262	7:30.990	7:30.990	09:45:58.165	Struan MOORE
2 -	09:55:32.603	Struan MOORE	9:34.438	11:56.378	19:27.368	10:07:28.981	Jordan WITT
3 -	10:30:50.423	Jordan WITT					
<b>P12</b>	<b>66</b>	<b>GT4PA</b>	<b>Team Parker Racing Ltd</b>	<b>Mercedes-AMG GT4</b>			
D1: Nick JONES	Total Stint: 6 Laps - 12:24.096 (20.88%)		Best Lap: 2:01.303 On Lap 16 @ 88.11 mph				
D2: Scott MALVERN	Total Stint: 10 Laps - 25:10.090 (42.37%)		Best Lap: 1:59.455 On Lap 9 @ 89.47 mph				
STOP	IN TIME	DRIVER IN	STINT TIME	STOP TIME	TOTAL STOP TIME	OUT TIME	DRIVER OUT

Weather / Track : Cloudy / Dry

Snetterton 300  
Circuit Length = 2.9689 miles  
Start: 09:30 Flag 10:30 End: 10:34

# British GT Championship

## FREE PRACTICE 1 - PIT STOP ANALYSIS

1 -	09:35:15.346	Scott MALVERN	4:22.810	4:39.626	4:39.626	09:39:54.972	Scott MALVERN
2 -	09:54:29.408	Scott MALVERN	8:12.276	13:28.822	18:08.448	10:07:58.230	Scott MALVERN
-	Finish	Scott MALVERN	12:24.096				

<b>P13</b>	<b>43 GT4S</b>	<b>Century Motorsport</b>	<b>BMW M4 GT4</b>				
D1: Aleksander SCHJERPEN	Total Stint: 8 Laps - 19:22.301 (32.69%)		Best Lap: 2:01.707 On Lap 17 @ 87.81 mph				
D2: Jack MITCHELL	Total Stint: 9 Laps - 32:29.700 (54.83%)		Best Lap: 1:59.507 On Lap 8 @ 89.43 mph				
<b>STOP</b>	<b>IN TIME</b>	<b>DRIVER IN</b>	<b>STINT TIME</b>	<b>STOP TIME</b>	<b>TOTAL STOP TIME</b>	<b>OUT TIME</b>	<b>DRIVER OUT</b>
1 -	09:54:11.910	Jack MITCHELL	8:04.681	13:57.356	13:57.356	10:08:09.266	Aleksander SCHJERPEN
-	Finish	Aleksander SCHJERPE	12:23.091				

<b>P14</b>	<b>62 GT4S</b>	<b>Academy Motorsport</b>	<b>Aston Martin V8 Vantage GT4</b>				
D1: Will MOORE	Total Stint: 9 Laps - 30:23.444 (54.77%)		Best Lap: 2:00.708 On Lap 7 @ 88.54 mph				
D2: Matt NICOLL-JONES	Total Stint: 8 Laps - 18:59.249 (34.22%)		Best Lap: 1:59.811 On Lap 15 @ 89.20 mph				
<b>STOP</b>	<b>IN TIME</b>	<b>DRIVER IN</b>	<b>STINT TIME</b>	<b>STOP TIME</b>	<b>TOTAL STOP TIME</b>	<b>OUT TIME</b>	<b>DRIVER OUT</b>
1 -	10:30:23.037	Matt NICOLL-JONES					

<b>P15</b>	<b>68 GT4S</b>	<b>Steller Performance</b>	<b>Toyota GT86</b>				
D1: Tom CANNING	Total Stint: 11 Laps - 29:40.485 (51.78%)		Best Lap: 2:00.315 On Lap 16 @ 88.83 mph				
D2: Sennan FIELDING	Total Stint: 5 Laps - 22:15.252 (38.83%)		Best Lap: 1:59.838 On Lap 7 @ 89.18 mph				
<b>STOP</b>	<b>IN TIME</b>	<b>DRIVER IN</b>	<b>STINT TIME</b>	<b>STOP TIME</b>	<b>TOTAL STOP TIME</b>	<b>OUT TIME</b>	<b>DRIVER OUT</b>
1 -	09:35:25.113	Tom CANNING	2:14.310	2:12.833	2:12.833	09:37:37.946	Tom CANNING
-	Finish	Tom CANNING	12:15.009				

<b>P17</b>	<b>5 GT4S</b>	<b>Tolman Motorsport Ltd</b>	<b>McLaren 570S GT4</b>				
D1: Lewis PROCTOR	Total Stint: 12 Laps - 31:37.196 (53.58%)		Best Lap: 2:01.522 On Lap 2 @ 87.95 mph				
D2: Jordan ALBERT	Total Stint: 4 Laps - 21:11.216 (35.9%)		Best Lap: 2:00.000 On Lap 6 @ 89.06 mph				
<b>STOP</b>	<b>IN TIME</b>	<b>DRIVER IN</b>	<b>STINT TIME</b>	<b>STOP TIME</b>	<b>TOTAL STOP TIME</b>	<b>OUT TIME</b>	<b>DRIVER OUT</b>
1 -	09:55:13.810	Jordan ALBERT	8:04.154	13:07.062	13:07.062	10:08:20.872	Lewis PROCTOR
-	Finish	Lewis PROCTOR	12:20.726				

<b>P18</b>	<b>77 GT4PA</b>	<b>Fox Motorsport</b>	<b>Mercedes-AMG GT4</b>				
D1: Mark MURFITT	Total Stint: 10 Laps - 33:56.773 (58.81%)		Best Lap: 2:02.471 On Lap 8 @ 87.27 mph				
D2: Michael BROADHURST	Total Stint: 7 Laps - 16:23.767 (28.4%)		Best Lap: 2:00.078 On Lap 17 @ 89.00 mph				
<b>STOP</b>	<b>IN TIME</b>	<b>DRIVER IN</b>	<b>STINT TIME</b>	<b>STOP TIME</b>	<b>TOTAL STOP TIME</b>	<b>OUT TIME</b>	<b>DRIVER OUT</b>
1 -	10:30:33.859	Michael BROADHURST					

<b>P20</b>	<b>86 GT4S</b>	<b>Steller Performance</b>	<b>Toyota GT86</b>				
D1: Dean MACDONALD	Total Stint: 1 Laps - 4:42.009 (21.83%)		Best Lap: 2:00.147 On Lap 6 @ 88.95 mph				
D2: Alex QUINN	Total Stint: 6 Laps - 12:33.867 (58.36%)						
<b>STOP</b>	<b>IN TIME</b>	<b>DRIVER IN</b>	<b>STINT TIME</b>	<b>STOP TIME</b>	<b>TOTAL STOP TIME</b>	<b>OUT TIME</b>	<b>DRIVER OUT</b>
1 -	09:34:44.402	Dean MACDONALD	2:15.562	2:26.447	2:26.447	09:37:10.849	Alex QUINN
-	Finish	Alex QUINN	8:13.398				

<b>P23</b>	<b>50 GT4PA</b>	<b>HHC Motorsport</b>	<b>Ginetta G55 GT4</b>				
D1: Mike NEWBOULD	Total Stint: 7 Laps - 17:51.811 (31.09%)		Best Lap: 2:06.732 On Lap 14 @ 84.33 mph				
D2: Will BURNS	Total Stint: 9 Laps - 32:34.437 (56.68%)		Best Lap: 2:00.271 On Lap 7 @ 88.86 mph				
<b>STOP</b>	<b>IN TIME</b>	<b>DRIVER IN</b>	<b>STINT TIME</b>	<b>STOP TIME</b>	<b>TOTAL STOP TIME</b>	<b>OUT TIME</b>	<b>DRIVER OUT</b>
1 -	09:54:09.822	Will BURNS	8:09.990	13:52.281	13:52.281	10:08:02.103	Mike NEWBOULD
2 -	10:31:15.436	Mike NEWBOULD					

<b>P25</b>	<b>61 GT4S</b>	<b>Academy Motorsport</b>	<b>Aston Martin V8 Vantage GT4</b>				
D1: Tom WOOD	Total Stint: 7 Laps - 19:30.936 (34.68%)		Best Lap: 2:00.883 On Lap 16 @ 88.41 mph				
D2: Jan JONCK	Total Stint: 9 Laps - 29:23.899 (52.25%)		Best Lap: 2:00.580 On Lap 8 @ 88.63 mph				
<b>STOP</b>	<b>IN TIME</b>	<b>DRIVER IN</b>	<b>STINT TIME</b>	<b>STOP TIME</b>	<b>TOTAL STOP TIME</b>	<b>OUT TIME</b>	<b>DRIVER OUT</b>
1 -	09:50:26.992	Jan JONCK	4:12.438	1:06.410	1:06.410	09:51:33.402	Jan JONCK
2 -	10:30:52.029	Tom WOOD					

<b>P27</b>	<b>44 GT4PA</b>	<b>Invictus Games Racing</b>	<b>Jaguar F-TYPE SVR GT4</b>				
D1: Steve MCCULLEY	Total Stint: 0 Laps		Best Lap: 2:00.856 On Lap 4 @ 88.43 mph				
D2: Matthew GEORGE	Total Stint: 6 Laps - 15:17.180 (63.85%)						
<b>STOP</b>	<b>IN TIME</b>	<b>DRIVER IN</b>	<b>STINT TIME</b>	<b>STOP TIME</b>	<b>TOTAL STOP TIME</b>	<b>OUT TIME</b>	<b>DRIVER OUT</b>

Weather / Track : Cloudy / Dry

Snetterton 300  
Circuit Length = 2.9689 miles  
Start: 09:30 Flag 10:30 End: 10:34

# British GT Championship

## FREE PRACTICE 1 - PIT STOP ANALYSIS

1 -	09:34:01.604	Matthew GEORGE	2:27.078	2:42.571	2:42.571	09:36:44.175	Matthew GEORGE
2 -	09:39:04.453	Matthew GEORGE	2:20.278	8:17.058	10:59.629	09:47:21.511	Matthew GEORGE
-	Finish	Matthew GEORGE	10:29.824				

<b>P28</b>	<b>22 GT4PA</b>	<b>Invictus Games Racing</b>					<b>Jaguar F-TYPE SVR GT4</b>
D1: Ben NORFOLK		Total Stint: 6 Laps - 12:59.966 (21.95%)					Best Lap: 2:05.916 On Lap 16 @ 84.88 mph
D2: Jason WOLFE		Total Stint: 11 Laps - 27:17.969 (46.1%)					Best Lap: 2:00.856 On Lap 6 @ 88.43 mph
STOP	IN TIME	DRIVER IN	STINT TIME	STOP TIME	TOTAL STOP TIME	OUT TIME	DRIVER OUT
1 -	09:34:07.514	Jason WOLFE	2:29.534	3:32.652	3:32.652	09:37:40.166	Jason WOLFE
-	Finish	Jason WOLFE	12:59.966				

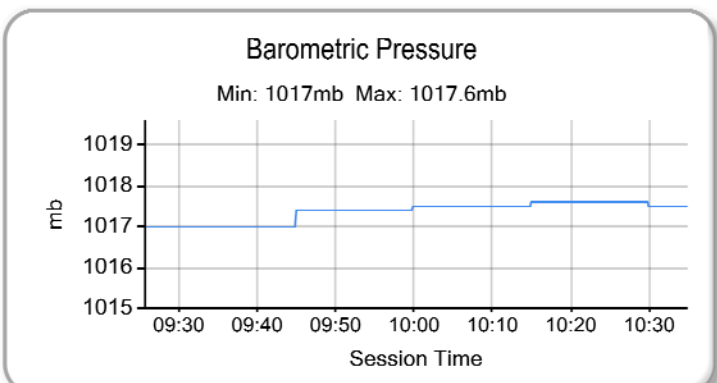
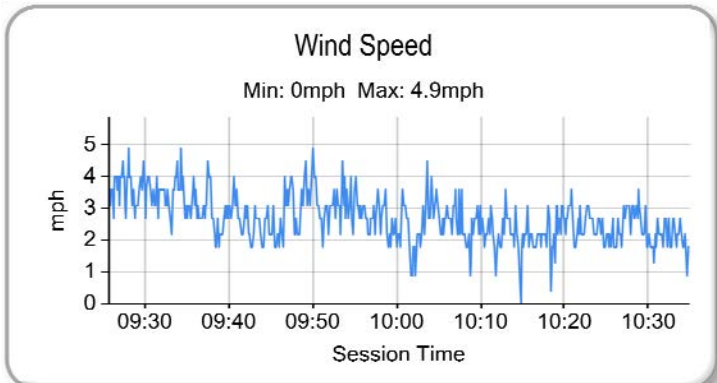
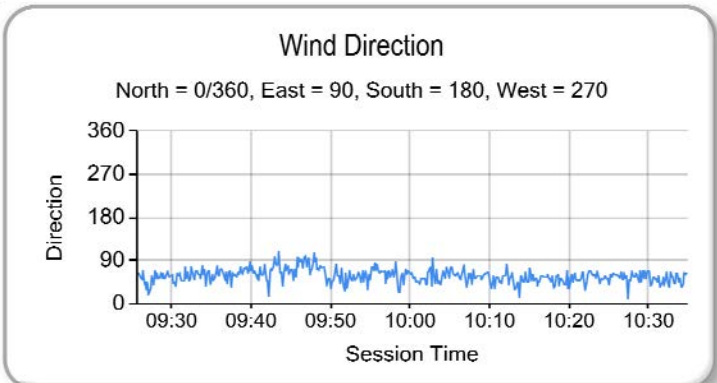
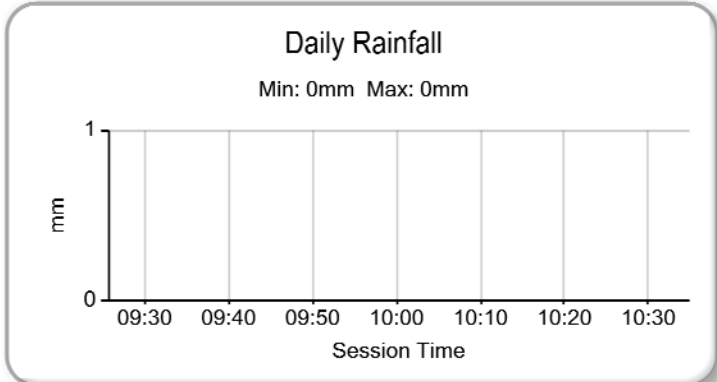
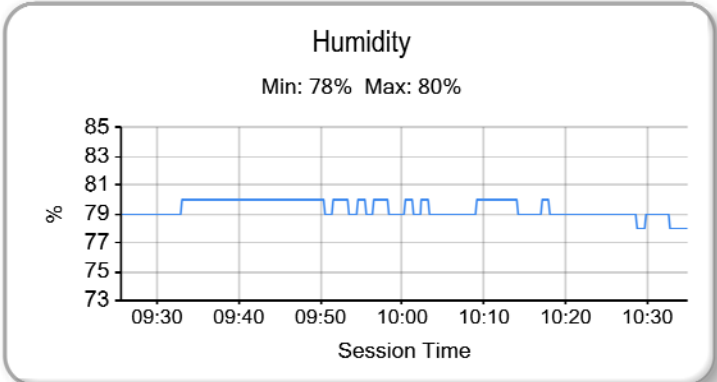
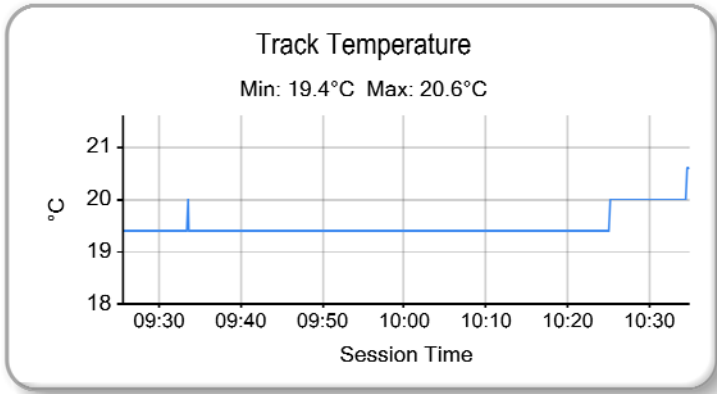
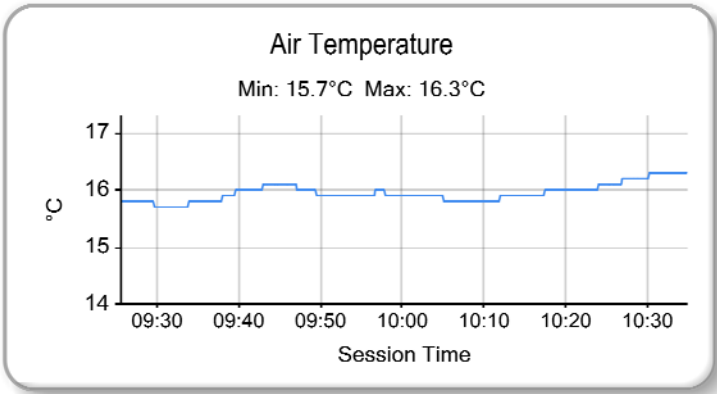
<b>P29</b>	<b>72 GT4PA</b>	<b>Track-Club</b>					<b>McLaren 570S GT4</b>
D1: Adam BALON		Total Stint: 2 Laps - 6:19.998 (100%)					Best Lap: 2:02.558 On Lap 2 @ 87.20 mph
D2: Ben BARNICOAT		Total Stint: 0 Laps					
STOP	IN TIME	DRIVER IN	STINT TIME	STOP TIME	TOTAL STOP TIME	OUT TIME	DRIVER OUT
1 -	09:39:06.805	Adam BALON					

<b>P30</b>	<b>88 GT4S</b>	<b>Team HARD. with Trade Price Cars</b>					<b>Ginetta G55 GT4</b>
D1: Joshua JACKSON		Total Stint: 0 Laps					Best Lap: 2:03.478 On Lap 14 @ 86.55 mph
D2: Benjamin WALLACE		Total Stint: 15 Laps - 41:08.165 (71.12%)					
STOP	IN TIME	DRIVER IN	STINT TIME	STOP TIME	TOTAL STOP TIME	OUT TIME	DRIVER OUT
1 -	10:26:39.408	Benjamin WALLACE	8:34.130	2:55.151	2:55.151	10:29:34.559	Benjamin WALLACE
2 -	10:31:47.231	Benjamin WALLACE					

<b>P31</b>	<b>34 GT4PA</b>	<b>Team HARD. with Trade Price Cars</b>					<b>Ginetta G55 GT4</b>
D1: Anna WALEWSKA		Total Stint: 9 Laps - 24:29.397 (49.16%)					Best Lap: 2:05.870 On Lap 8 @ 84.91 mph
D2: Callum HAWKINS-ROW		Total Stint: 2 Laps - 6:40.517 (13.4%)					Best Lap: 2:10.737 On Lap 11 @ 81.75 mph
STOP	IN TIME	DRIVER IN	STINT TIME	STOP TIME	TOTAL STOP TIME	OUT TIME	DRIVER OUT
1 -	10:24:22.838	Callum HAWKINS-ROW					

# British GT Championship

## FREE PRACTICE 1 - WEATHER CONDITIONS



Weather / Track : Cloudy / Dry

Results can be found at [www.tsl-timing.com](http://www.tsl-timing.com)

Snetterton 300  
 Circuit Length = 2.9689 miles  
 Start: 09:30 Flag 10:30 End: 10:34

Printed - 10:49 Saturday, 26 May 2018



## British GT Championship

### FREE PRACTICE 2 - CLASSIFICATION

POS	NO	CL	PIC	TEAM / DRIVERS	CAR	TIME	ON	LAPS	GAP	DIFF	MPH
1	99	GT3PA	1	Beechdean AMR Andrew HOWARD / Darren TURNER	Aston Martin V12 Vantage GT3	1:48.271	22	24			98.71
2	11	GT3PA	2	TF Sport Mark FARMER / Nicki THIM	Aston Martin V12 Vantage GT3	1:48.401	23	23	0.130	0.130	98.59
3	17	GT3PA	3	TF Sport Derek JOHNSTON / Marco SORENSEN	Aston Martin V12 Vantage GT3	1:49.028	22	27	0.757	0.627	98.03
4	116	GT3PA	4	ERC Sport Lee MOWLE / Yelmer BUURMAN	Mercedes-AMG GT3	1:49.029	26	26	0.758	0.001	98.02
5	47	GT3PA	5	Jetstream Motorsport Graham DAVIDSON / Maxime MARTIN	Aston Martin V12 Vantage GT3	1:49.274	22	25	1.003	0.245	97.80
6	33	GT3PA	6	Barwell Motorsport Jon MINSHAW / Phil KEEN	Lamborghini Huracan GT3	1:49.736	25	26	1.465	0.462	97.39
7	7	GT3PA	7	Team Parker Racing Ltd Ian LOGGIE / Callum MACLEOD	Bentley Continental GT3	1:50.163	4	23	1.892	0.427	97.02
8	75	GT3PA	8	Optimum Motorsport Flick HAIGH / Jonny ADAM	Aston Martin V12 Vantage GT3	1:50.335	6	25	2.064	0.172	96.86
9	24	GT3S	1	RJN Motorsport Jordan WITT / Struan MOORE	Nissan GT-R NISMO GT3	1:50.432	10	22	2.161	0.097	96.78
10	69	GT3PA	9	Barwell Motorsport Sam DE HAAN / Jonny COCKER	Lamborghini Huracan GT3	1:50.619	21	21	2.348	0.187	96.62
11	1	GT3PA	10	Team Parker Racing Ltd Rick PARFITT JNR / Ryan RATCLIFFE	Bentley Continental GT3	1:51.760	19	25	3.489	1.141	95.63
12	62	GT4S	1	Academy Motorsport Will MOORE / Matt NICOLL-JONES	Aston Martin V8 Vantage GT4	1:59.288	16	24	11.017	7.528	89.59
13	10	GT4S	2	Equipe Vershuur Finlay HUTCHISON / Daniel MCKAY	McLaren 570S GT4	1:59.328	9	24	11.057	0.040	89.56
14	54	GT4PA	1	UltraTek Racing Team RJN Stephen JOHANSEN / Jesse ANTTILA	Nissan 370Z GT4	1:59.353	22	22	11.082	0.025	89.55
15	66	GT4PA	2	Team Parker Racing Ltd Nick JONES / Scott MALVERN	Mercedes-AMG GT4	1:59.368	4	15	11.097	0.015	89.53
16	61	GT4S	3	Academy Motorsport Tom WOOD / Jan JONCK	Aston Martin V8 Vantage GT4	1:59.468	7	27	11.197	0.100	89.46
17	56	GT4PA	3	Tolman Motorsport Ltd David PATTISON / Joe OSBORNE	McLaren 570S GT4	1:59.478	17	24	11.207	0.010	89.45
18	501	GT4PA	4	Balfe Motorsport Graham JOHNSON / Mike ROBINSON	McLaren 570S GT4	1:59.903	21	21	11.632	0.425	89.13
19	42	GT4S	4	Century Motorsport Ben TUCK / Ben GREEN	BMW M4 GT4	1:59.921	2	24	11.650	0.018	89.12
20	4	GT4S	5	Tolman Motorsport Ltd Michael O'BRIEN / Charlie FAGG	McLaren 570S GT4	1:59.931	21	23	11.660	0.010	89.11
21	43	GT4S	6	Century Motorsport Aleksander SCHJERPEN / Jack MITCHELL	BMW M4 GT4	1:59.939	21	23	11.668	0.008	89.11
22	72	GT4PA	5	Track-Club Adam BALON / Ben BARNICOAT	McLaren 570S GT4	2:00.136	14	26	11.865	0.197	88.96
23	5	GT4S	7	Tolman Motorsport Ltd Lewis PROCTOR / Jordan ALBERT	McLaren 570S GT4	2:00.314	5	26	12.043	0.178	88.83
24	68	GT4S	8	Steller Performance Tom CANNING / Sennan FIELDING	Toyota GT86	2:00.401	24	25	12.130	0.087	88.77
25	55	GT4S	9	HHC Motorsport Callum POINTON / Patrik MATTHIESEN	Ginetta G55 GT4	2:00.558	22	24	12.287	0.157	88.65
26	50	GT4PA	6	HHC Motorsport Mike NEWBOULD / Will BURNS	Ginetta G55 GT4	2:00.571	16	19	12.300	0.013	88.64
27	77	GT4PA	7	Fox Motorsport Mark MURFITT / Michael BROADHURST	Mercedes-AMG GT4	2:00.579	23	25	12.308	0.008	88.63
28	44	GT4PA	8	Invictus Games Racing Sleve MCCULLEY / Matthew GEORGE	Jaguar F-TYPE SVR GT4	2:00.640	4	18	12.369	0.061	88.59
29	22	GT4PA	9	Invictus Games Racing Ben NORFOLK / Jason WOLFE	Jaguar F-TYPE SVR GT4	2:01.230	9	21	12.959	0.590	88.16
30	86	GT4S	10	Steller Performance Dean MACDONALD / Alex QUINN	Toyota GT86	2:02.307	8	9	14.036	1.077	87.38
31	88	GT4S	11	Team HARD. with Trade Price Cars Joshua JACKSON / Benjamin WALLACE	Ginetta G55 GT4	2:02.700	9	12	14.429	0.393	87.10
32	34	GT4PA	10	Team HARD. with Trade Price Cars Anna WALEWSKA / Callum HAWKINS-ROW	Ginetta G55 GT4	2:04.667	5	6	16.396	1.967	85.73

Snetterton 300  
Circuit Length = 2.9689 miles  
Start: 12:10 Flag 13:10 End: 13:13

Weather / Track : Overcast / Dry

These results are provisional until the conclusion of any judicial and technical matters.

Race Director : Peter Daly	Stewards :	Timekeeper :
----------------------------	------------	--------------

Results can be found at [www.tsl-timing.com](http://www.tsl-timing.com)

Printed - 13:16 Saturday, 26 May 2018



## British GT Championship

### FREE PRACTICE 2 - CLASSIFICATION BY CLASS

#### CLASS : GT3

POS	NO	NAME	ENTRY	TIME	ON	LAPS	GAP	DIFF	MPH
1	99	Beechdean AMR	Aston Martin V12 Vantage GT3	1:48.271	22	24			98.71
2	11	TF Sport	Aston Martin V12 Vantage GT3	1:48.401	23	23	0.130	0.130	98.59
3	17	TF Sport	Aston Martin V12 Vantage GT3	1:49.028	22	27	0.757	0.627	98.03
4	116	ERC Sport	Mercedes-AMG GT3	1:49.029	26	26	0.758	0.001	98.02
5	47	Jetstream Motorsport	Aston Martin V12 Vantage GT3	1:49.274	22	25	1.003	0.245	97.80
6	33	Barwell Motorsport	Lamborghini Huracan GT3	1:49.736	25	26	1.465	0.462	97.39
7	7	Team Parker Racing Ltd	Bentley Continental GT3	1:50.163	4	23	1.892	0.427	97.02
8	75	Optimum Motorsport	Aston Martin V12 Vantage GT3	1:50.335	6	25	2.064	0.172	96.86
9	24	RJN Motorsport	Nissan GT-R NISMO GT3	1:50.432	10	22	2.161	0.097	96.78
10	69	Barwell Motorsport	Lamborghini Huracan GT3	1:50.619	21	21	2.348	0.187	96.62
11	1	Team Parker Racing Ltd	Bentley Continental GT3	1:51.760	19	25	3.489	1.141	95.63

#### CLASS : GT3 - GT3PA

POS	NO	NAME	ENTRY	TIME	ON	LAPS	GAP	DIFF	MPH
1	99	Beechdean AMR	Aston Martin V12 Vantage GT3	1:48.271	22	24			98.71
2	11	TF Sport	Aston Martin V12 Vantage GT3	1:48.401	23	23	0.130	0.130	98.59
3	17	TF Sport	Aston Martin V12 Vantage GT3	1:49.028	22	27	0.757	0.627	98.03
4	116	ERC Sport	Mercedes-AMG GT3	1:49.029	26	26	0.758	0.001	98.02
5	47	Jetstream Motorsport	Aston Martin V12 Vantage GT3	1:49.274	22	25	1.003	0.245	97.80
6	33	Barwell Motorsport	Lamborghini Huracan GT3	1:49.736	25	26	1.465	0.462	97.39
7	7	Team Parker Racing Ltd	Bentley Continental GT3	1:50.163	4	23	1.892	0.427	97.02
8	75	Optimum Motorsport	Aston Martin V12 Vantage GT3	1:50.335	6	25	2.064	0.172	96.86
9	69	Barwell Motorsport	Lamborghini Huracan GT3	1:50.619	21	21	2.348	0.284	96.62
10	1	Team Parker Racing Ltd	Bentley Continental GT3	1:51.760	19	25	3.489	1.141	95.63

#### CLASS : GT3 - GT3S

POS	NO	NAME	ENTRY	TIME	ON	LAPS	GAP	DIFF	MPH
1	24	RJN Motorsport	Nissan GT-R NISMO GT3	1:50.432	10	22			96.78

#### CLASS : GT4 - GT4PA

POS	NO	NAME	ENTRY	TIME	ON	LAPS	GAP	DIFF	MPH
1	54	UltraTek Racing Team RJN	Nissan 370Z GT4	1:59.353	22	22			89.55
2	66	Team Parker Racing Ltd	Mercedes-AMG GT4	1:59.368	4	15	0.015	0.015	89.53
3	56	Tolman Motorsport Ltd	McLaren 570S GT4	1:59.478	17	24	0.125	0.110	89.45
4	501	Balfe Motorsport	McLaren 570S GT4	1:59.903	21	21	0.550	0.425	89.13
5	72	Track-Club	McLaren 570S GT4	2:00.136	14	26	0.783	0.233	88.96
6	50	HHC Motorsport	Ginetta G55 GT4	2:00.571	16	19	1.218	0.435	88.64
7	77	Fox Motorsport	Mercedes-AMG GT4	2:00.579	23	25	1.226	0.008	88.63
8	44	Invictus Games Racing	Jaguar F-TYPE SVR GT4	2:00.640	4	18	1.287	0.061	88.59
9	22	Invictus Games Racing	Jaguar F-TYPE SVR GT4	2:01.230	9	21	1.877	0.590	88.16
10	34	Team HARD. with Trade Price Cars	Ginetta G55 GT4	2:04.667	5	6	5.314	3.437	85.73

#### CLASS : GT4 - GT4S

Snetterton 300

Circuit Length = 2.9689 miles

Start: 12:10 Flag 13:10 End: 13:13

Weather / Track : Overcast / Dry

These results are provisional until the conclusion of any judicial and technical matters.

Race Director : Peter Daly	Stewards :	Timekeeper :
----------------------------	------------	--------------

## British GT Championship

### FREE PRACTICE 2 - CLASSIFICATION BY CLASS

POS	NO	NAME	ENTRY	TIME	ON	LAPS	GAP	DIFF	MPH
1	62	Academy Motorsport	Aston Martin V8 Vantage GT4	1:59.288	16	24			89.59
2	10	Equipe Verschuur	McLaren 570S GT4	1:59.328	9	24	0.040	0.040	89.56
3	61	Academy Motorsport	Aston Martin V8 Vantage GT4	1:59.468	7	27	0.180	0.140	89.46
4	42	Century Motorsport	BMW M4 GT4	1:59.921	2	24	0.633	0.453	89.12
5	4	Tolman Motorsport Ltd	McLaren 570S GT4	1:59.931	21	23	0.643	0.010	89.11
6	43	Century Motorsport	BMW M4 GT4	1:59.939	21	23	0.651	0.008	89.11
7	5	Tolman Motorsport Ltd	McLaren 570S GT4	2:00.314	5	26	1.026	0.375	88.83
8	68	Steller Performance	Toyota GT86	2:00.401	24	25	1.113	0.087	88.77
9	55	HHC Motorsport	Ginetta G55 GT4	2:00.558	22	24	1.270	0.157	88.65
10	86	Steller Performance	Toyota GT86	2:02.307	8	9	3.019	1.749	87.38
11	88	Team HARD. with Trade Price Cars	Ginetta G55 GT4	2:02.700	9	12	3.412	0.393	87.10

Weather / Track : Overcast / Dry

These results are provisional until the conclusion of any judicial and technical matters.

Snetterton 300

Circuit Length = 2.9689 miles

Start: 12:10 Flag 13:10 End: 13:13

Race Director : Peter Daly

Stewards :

Timekeeper :

# British GT Championship

## FREE PRACTICE 2 - COMBINED CLASSIFICATION

POS	NO	CL	PIC	NAME	ENTRY	FIRST		SECOND		GAP	DIFF
						TIME	LAPS	TIME	LAPS		
1	99	GT3PA	1	Beechdean AMR	Aston Martin V12 Vantage GT3	1:50.369	19	<b>1:48.271</b>	24		
2	11	GT3PA	2	TF Sport	Aston Martin V12 Vantage GT3	1:49.118	20	<b>1:48.401</b>	23	<b>0.130</b>	0.130
3	17	GT3PA	3	TF Sport	Aston Martin V12 Vantage GT3	1:49.362	21	<b>1:49.028</b>	27	<b>0.757</b>	0.627
4	116	GT3PA	4	ERC Sport	Mercedes-AMG GT3	1:49.543	19	<b>1:49.029</b>	26	<b>0.758</b>	0.001
5	47	GT3PA	5	Jetstream Motorsport	Aston Martin V12 Vantage GT3	<b>1:49.182</b>	19	1:49.274	25	<b>0.911</b>	0.153
6	75	GT3PA	6	Optimum Motorsport	Aston Martin V12 Vantage GT3	<b>1:49.440</b>	18	1:50.335	25	<b>1.169</b>	0.258
7	33	GT3PA	7	Barwell Motorsport	Lamborghini Huracan GT3	<b>1:49.477</b>	18	1:49.736	26	<b>1.206</b>	0.037
8	7	GT3PA	8	Team Parker Racing Ltd	Bentley Continental GT3	<b>1:49.668</b>	14	1:50.163	23	<b>1.397</b>	0.191
9	69	GT3PA	9	Barwell Motorsport	Lamborghini Huracan GT3	<b>1:49.747</b>	19	1:50.619	21	<b>1.476</b>	0.079
10	24	GT3S	10	RJN Motorsport	Nissan GT-R NISMO GT3	1:51.649	18	<b>1:50.432</b>	22	<b>2.161</b>	0.685
11	1	GT3PA	11	Team Parker Racing Ltd	Bentley Continental GT3	<b>1:51.111</b>	18	1:51.760	25	<b>2.840</b>	0.679
12	62	GT4S	1	Academy Motorsport	Aston Martin V8 Vantage GT4	1:59.811	17	<b>1:59.288</b>	24	<b>11.017</b>	8.177
13	10	GT4S	2	Equipe Verschuur	McLaren 570S GT4	1:59.864	16	<b>1:59.328</b>	24	<b>11.057</b>	0.040
14	54	GT4PA	1	UltraTek Racing Team RJN	Nissan 370Z GT4	2:08.510	3	<b>1:59.353</b>	22	<b>11.082</b>	0.025
15	66	GT4PA	2	Team Parker Racing Ltd	Mercedes-AMG GT4	1:59.455	16	<b>1:59.368</b>	15	<b>11.097</b>	0.015
16	61	GT4S	3	Academy Motorsport	Aston Martin V8 Vantage GT4	2:00.580	16	<b>1:59.468</b>	27	<b>11.197</b>	0.100
17	56	GT4PA	3	Tolman Motorsport Ltd	McLaren 570S GT4	2:00.621	19	<b>1:59.478</b>	24	<b>11.207</b>	0.010
18	43	GT4S	4	Century Motorsport	BMW M4 GT4	<b>1:59.507</b>	17	1:59.939	23	<b>11.236</b>	0.029
19	68	GT4S	5	Steller Performance	Toyota GT86	<b>1:59.838</b>	16	2:00.401	25	<b>11.567</b>	0.331
20	501	GT4PA	4	Balfe Motorsport	McLaren 570S GT4	2:00.533	16	<b>1:59.903</b>	21	<b>11.632</b>	0.065
21	42	GT4S	6	Century Motorsport	BMW M4 GT4	2:00.218	18	<b>1:59.921</b>	24	<b>11.650</b>	0.018
22	4	GT4S	7	Tolman Motorsport Ltd	McLaren 570S GT4	2:00.179	13	<b>1:59.931</b>	23	<b>11.660</b>	0.010
23	5	GT4S	8	Tolman Motorsport Ltd	McLaren 570S GT4	<b>2:00.000</b>	16	2:00.314	26	<b>11.729</b>	0.069
24	77	GT4PA	5	Fox Motorsport	Mercedes-AMG GT4	<b>2:00.078</b>	17	2:00.579	25	<b>11.807</b>	0.078
25	55	GT4S	9	HHC Motorsport	Ginetta G55 GT4	<b>2:00.113</b>	19	2:00.558	24	<b>11.842</b>	0.035
26	72	GT4PA	6	Track-Club	McLaren 570S GT4	2:02.558	2	<b>2:00.136</b>	26	<b>11.865</b>	0.023
27	86	GT4S	10	Steller Performance	Toyota GT86	<b>2:00.147</b>	7	2:02.307	9	<b>11.876</b>	0.011
28	50	GT4PA	7	HHC Motorsport	Ginetta G55 GT4	<b>2:00.271</b>	16	2:00.571	19	<b>12.000</b>	0.124
29	44	GT4PA	8	Invictus Games Racing	Jaguar F-TYPE SVR GT4	2:00.856	6	<b>2:00.640</b>	18	<b>12.369</b>	0.369
30	22	GT4PA	9	Invictus Games Racing	Jaguar F-TYPE SVR GT4	<b>2:00.856</b>	17	2:01.230	21	<b>12.585</b>	0.216
31	88	GT4S	11	Team HARD. with Trade Price Cars	Ginetta G55 GT4	2:03.478	15	<b>2:02.700</b>	12	<b>14.429</b>	1.844
32	34	GT4PA	10	Team HARD. with Trade Price Cars	Ginetta G55 GT4	2:05.870	11	<b>2:04.667</b>	6	<b>16.396</b>	1.967
33	53	GT4PA	11	UltraTek Racing Team RJN	Nissan 370Z GT4		1		0		

Snetterton 300

Circuit Length = 2.9689 miles

Start: 12:10 Flag 13:10 End: 13:13

Weather / Track : Overcast / Dry

These results are provisional until the conclusion of any judicial and technical matters.

Race Director : Peter Daly

Stewards :

Timekeeper :

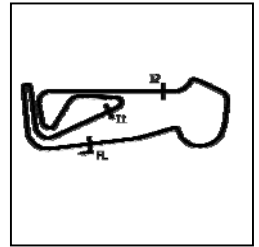
Results can be found at [www.tsl-timing.com](http://www.tsl-timing.com)

Printed - 13:22 Saturday, 26 May 2018



# British GT Championship

## FREE PRACTICE 2 - SECTOR ANALYSIS



SECTOR 1 = FL to I1, SECTOR 2 = I1 to I2, SECTOR 3 = I2 to FL, DIFF = Difference To Personal Best Lap, P = Crossed Finish Line in Pit Lane, D = Time Disallowed

P1 99 GT3PA Beechdean AMR			Aston Martin V12 Vantage GT3							
IDEAL LAP TIME : 1:48.243			BEST LAP TIME : 1:48.271			DIFFERENCE : 0.028				
D1: Andrew HOWARD			D2: Darren TURNER							
LAP	SECTOR 1	SECTOR 2	SECTOR 3	LAP TIME	MPH	DIFF	TIME OF DAY			
1 - D1	OUTLAP	121.7	42.102	148.7	39.151	138.9	2:04.417	85.90	16.146	12:13:11.189
2 - D1	1:03.933	128.0	41.607	<b>151.1</b>	IN PIT		6:19.141	P 28.19	4:30.870	12:19:30.330
3 - D1	OUTLAP	129.3	43.760	121.3	38.128	138.3	2:02.873	86.98	14.602	12:21:33.203
4 - D1	34.795	130.8	39.898	150.1	36.841	139.2	1:51.534	95.82	3.263	12:23:24.737
5 - D1	35.080	130.5	39.787	149.4	37.504	138.6	1:52.371	95.11	4.100	12:25:17.108
6 - D1	34.786	129.8	39.656	150.4	36.684	139.2	1:51.126	96.17	2.855	12:27:08.234
7 - D1	35.137	130.0	39.623	149.4	36.602	138.6	1:51.362	95.97	3.091	12:28:59.596
8 - D1	34.892	131.0	40.793	146.8	38.115	139.2	1:53.800	93.91	5.529	12:30:53.396
9 - D1	34.711	130.8	39.924	149.1	36.987	139.2	1:51.622	95.75	3.351	12:32:45.018
10 - D1	34.910	130.8	40.048	140.1	IN PIT		3:54.929	P 45.49	2:06.658	12:36:39.947
11 - D2	OUTLAP	130.5	40.387	149.7	37.869	139.5	1:57.830	90.70	9.559	12:38:37.777
12 - D2	34.364	132.1	39.791	150.4	36.671	140.3	1:50.826	96.44	2.555	12:40:28.603
13 - D2	34.448	131.3	39.541	149.7	36.103	140.6	1:50.092	97.08	1.821	12:42:18.695
14 - D2	34.545	131.8	40.174	149.4	36.194	140.3	1:50.913	96.36	2.642	12:44:09.608
15 - D2	34.604	<b>132.6</b>	40.210	150.1	IN PIT		5:45.686	P 30.91	3:57.415	12:49:55.294
16 - D2	OUTLAP	129.5	39.641	149.7	36.595	139.5	1:54.592	93.27	6.321	12:51:49.886
17 - D2	34.508	131.3	39.703	149.4	36.023	139.8	1:50.234	96.95	1.963	12:53:40.120
18 - D2	34.272	132.1	39.481	150.4	36.044	140.1	1:49.797	97.34	1.526	12:55:29.917
19 - D2	34.242	131.0	39.379	150.1	36.019	140.3	1:49.640	(3) 97.48	1.369	12:57:19.557
20 - D2	36.103	129.8	40.128	150.1	IN PIT		3:13.052	P 55.36	1:24.781	13:00:32.609
21 - D2	OUTLAP	131.8	<b>38.997</b>	150.4	39.843	140.3	1:56.992	91.35	8.721	13:02:29.601
<b>22 - D2</b>	<b>33.576</b>	132.3	39.025	150.4	<b>35.670</b>	140.3	<b>1:48.271</b>	(1) <b>98.71</b>		<b>13:04:17.872</b>
23 - D2	34.132	131.3	39.547	<b>151.1</b>	37.242	140.6	1:50.921	96.35	2.650	13:06:08.793
24 - D2	34.168	131.0	39.327	150.8	35.807	<b>141.5</b>	1:49.302	(2) 97.78	1.031	13:07:58.095

P2 11 GT3PA TF Sport			Aston Martin V12 Vantage GT3							
IDEAL LAP TIME : 1:48.401			BEST LAP TIME : 1:48.401			DIFFERENCE : 0.000				
D1: Mark FARMER			D2: Nicki THIM							
LAP	SECTOR 1	SECTOR 2	SECTOR 3	LAP TIME	MPH	DIFF	TIME OF DAY			
1 - D1	OUTLAP	126.8	42.770	148.7	38.952	138.6	2:02.424	87.30	14.023	12:12:20.478
2 - D1	35.833	127.0	41.062	150.1	37.450	139.2	1:54.345	93.47	5.944	12:14:14.823
3 - D1	36.972	130.3	40.322	151.1	37.144	139.8	1:54.438	93.39	6.037	12:16:09.261
4 - D1	34.894	130.8	40.942	150.8	37.121	139.2	1:52.957	94.62	4.556	12:18:02.218
5 - D1	35.077	130.0	40.466	151.1	36.796	139.5	1:52.339	95.14	3.938	12:19:54.557
6 - D1	35.014	130.5	40.370	151.1	37.020	140.1	1:52.404	95.08	4.003	12:21:46.961
7 - D1	36.233	129.8	40.518	151.4	36.950	139.5	1:53.701	94.00	5.300	12:23:40.662
8 - D1	35.192	130.3	41.070	151.4	37.850	139.5	1:54.112	93.66	5.711	12:25:34.774
9 - D1	35.560	131.3	41.670	150.1	37.338	140.3	1:54.568	93.29	6.167	12:27:29.342
10 - D1	35.380	131.3	41.140	150.4	37.182	140.1	1:53.702	94.00	5.301	12:29:23.044
11 - D1	35.192	130.5	40.845	150.8	37.093	140.9	1:53.130	94.47	4.729	12:31:16.174
12 - D1	35.357	129.0	40.961	150.8	IN PIT		3:46.350	P 47.21	1:57.949	12:35:02.524
13 - D2	OUTLAP	132.6	39.932	151.1	36.774	141.2	1:55.146	92.82	6.745	12:36:57.670
14 - D2	35.032	128.8	39.825	151.4	36.510	140.1	1:51.367	95.97	2.966	12:38:49.037
15 - D2	34.626	132.6	39.526	151.8	36.759	139.8	1:50.911	96.36	2.510	12:40:39.948
16 - D2	34.438	132.8	39.425	151.8	36.567	140.1	1:50.430	(2) 96.78	2.029	12:42:30.378
17 - D2	34.755	132.8	39.806	131.8	IN PIT		5:14.811	P 33.95	3:26.410	12:47:45.189
18 - D1	OUTLAP	129.0	41.584	149.1	36.861	140.6	1:59.151	89.70	10.750	12:49:44.340
19 - D1	34.450	131.3	39.895	150.8	36.388	140.6	1:50.733	(3) 96.52	2.332	12:51:35.073
20 - D1	34.665	131.5	39.939	<b>152.1</b>	36.402	<b>141.5</b>	1:51.006	96.28	2.605	12:53:26.079
21 - D1	34.661	132.8	40.078	150.8	IN PIT		6:06.176	P 29.18	4:17.775	12:59:32.255
22 - D2	OUTLAP	82.3	52.395	141.5	37.102	140.1	2:22.111	75.20	33.710	13:01:54.366
<b>23 - D2</b>	<b>33.844</b>	<b>133.4</b>	<b>38.836</b>	151.4	<b>35.721</b>	140.9	<b>1:48.401</b>	(1) <b>98.59</b>		<b>13:03:42.767</b>

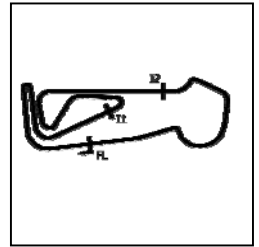
P3 17 GT3PA TF Sport			Aston Martin V12 Vantage GT3							
IDEAL LAP TIME : 1:49.028			BEST LAP TIME : 1:49.028			DIFFERENCE : 0.000				
D1: Derek JOHNSTON			D2: Marco SORENSEN							
LAP	SECTOR 1	SECTOR 2	SECTOR 3	LAP TIME	MPH	DIFF	TIME OF DAY			
1 - D1	OUTLAP	128.8	40.553	148.7	37.139	138.3	1:57.060	91.30	8.032	12:12:10.565

Weather / Track : Overcast / Dry

Snetterton 300  
Circuit Length = 2.9689 miles  
Start: 12:10 Flag 13:10 End: 13:13

# British GT Championship

## FREE PRACTICE 2 - SECTOR ANALYSIS



SECTOR 1 = FL to I1, SECTOR 2 = I1 to I2, SECTOR 3 = I2 to FL, DIFF = Difference To Personal Best Lap, P = Crossed Finish Line in Pit Lane, D = Time Disallowed

2 - D1	34.987	129.5	40.369	149.7	37.968	138.3	1:53.324	94.31	4.296	12:14:03.889
3 - D1	35.699	129.5	40.371	150.1	37.305	138.3	1:53.375	94.27	4.347	12:15:57.264
4 - D1	35.150	130.3	40.316	149.7	36.895	138.6	1:52.361	95.12	3.333	12:17:49.625
5 - D1	35.106	130.0	40.180	150.8	37.000	139.5	1:52.286	95.18	3.258	12:19:41.911
6 - D1	35.795	130.5	41.214	150.4	37.209	138.9	1:54.218	93.57	5.190	12:21:36.129
7 - D1	34.987	129.5	40.292	150.8	37.380	139.2	1:52.659	94.87	3.631	12:23:28.788
8 - D1	35.225	130.8	41.238	150.8	36.969	139.2	1:53.432	94.22	4.404	12:25:22.220
9 - D1	35.584	129.3	40.496	150.4	36.887	139.8	1:52.967	94.61	3.939	12:27:15.187
10 - D1	35.578	131.0	40.168	150.8	37.632	138.6	1:53.378	94.26	4.350	12:29:08.565
11 - D1	35.959	130.8	40.522	150.4	37.189	140.3	1:53.670	94.02	4.642	12:31:02.235
12 - D1	35.288	131.0	40.236	149.4	38.054	138.9	1:53.578	94.10	4.550	12:32:55.813
13 - D1	35.407	130.5	40.403	150.4	37.224	139.8	1:53.034	94.55	4.006	12:34:48.847
14 - D1	35.455	131.3	40.713	149.7	IN PIT		3:40.366	P	48.50	1:51.338 12:38:29.213
15 - D2	OUTLAP	131.3	40.612	149.4	36.947	139.5	1:56.501	91.74	7.473	12:40:25.714
16 - D2	34.510	131.0	39.495	150.4	36.100	140.6	1:50.105	(2)	97.07	1.077 12:42:15.819
17 - D2	34.741	131.5	39.746	150.4	36.526	140.1	1:51.013		96.27	1.985 12:44:06.832
18 - D2	34.885	132.1	39.442	151.1	36.135	<b>140.9</b>	1:50.462	(3)	96.75	1.434 12:45:57.294
19 - D2	35.041	130.5	39.595	<b>151.8</b>	37.044	140.3	1:51.680		95.70	2.652 12:47:48.974
20 - D2	35.742	<b>132.3</b>	40.119	151.1	IN PIT		3:41.975	P	48.14	1:52.947 12:51:30.949
21 - D2	OUTLAP	130.0	39.432	150.4	36.860	<b>140.9</b>	1:54.318		93.49	5.290 12:53:25.267
<b>22 - D2</b>	<b>34.259</b>	130.3	<b>39.070</b>	151.4	<b>35.699</b>	140.1	<b>1:49.028</b>	(1)	<b>98.03</b>	<b>12:55:14.295</b>
23 - D2	35.429	131.8	40.095	150.4	IN PIT		4:10.864	P	42.60	2:21.836 12:59:25.159
24 - D1	OUTLAP	130.3	41.453	149.7	36.937	140.3	1:57.809		90.72	8.781 13:01:22.968
25 - D1	35.310	130.5	41.077	149.7	36.849	140.6	1:53.236		94.38	4.208 13:03:16.204
26 - D1	35.548	130.5	40.197	149.7	36.812	138.9	1:52.557		94.95	3.529 13:05:08.761
27 - D1	35.010	131.3	40.142	149.7	37.069	140.1	1:52.221		95.24	3.193 13:07:00.982

### P4 116 GT3PA ERC Sport

Mercedes-AMG GT3

IDEAL LAP TIME : 1:49.029

BEST LAP TIME : 1:49.029

DIFFERENCE : 0.000

D1: Lee MOWLE

D2: Yelmer BUURMAN

LAP	SECTOR 1	SECTOR 2	SECTOR 3	LAP TIME	MPH	DIFF	TIME OF DAY			
1 - D2	OUTLAP	125.6	40.180	145.2	36.903	136.6	1:56.849	91.46	7.820	12:12:08.680
2 - D2	34.309	128.8	39.617	146.5	38.243	136.3	1:52.169	95.28	3.140	12:14:00.849
3 - D2	34.754	128.0	39.822	147.1	36.403	136.9	1:50.979	96.30	1.950	12:15:51.828
4 - D2	34.691	129.0	39.694	147.1	39.935	136.9	1:54.320	93.49	5.291	12:17:46.148
5 - D2	34.419	<b>129.8</b>	39.730	<b>147.4</b>	IN PIT		6:12.359	P	28.70	4:23.330 12:23:58.507
6 - D2	OUTLAP	128.3	39.831	146.8	37.071	136.9	1:55.354	92.65	6.325	12:25:53.861
7 - D2	34.718	128.5	39.611	145.8	37.313	137.2	1:51.642	95.73	2.613	12:27:45.503
8 - D2	34.566	129.5	40.133	<b>147.4</b>	IN PIT		3:55.959	P	45.29	2:06.930 12:31:41.462
9 - D1	OUTLAP	125.2	41.913	145.8	39.346	137.2	2:05.176	85.38	16.147	12:33:46.638
10 - D1	35.840	127.0	40.919	145.2	38.267	137.2	1:55.026	92.91	5.997	12:35:41.664
11 - D1	36.363	126.6	40.648	144.9	38.134	137.5	1:55.145	92.82	6.116	12:37:36.809
12 - D1	36.511	128.3	41.990	144.0	38.469	136.9	1:56.970	91.37	7.941	12:39:33.779
13 - D1	36.154	127.3	41.162	145.8	38.932	137.2	1:56.248	91.94	7.219	12:41:30.027
14 - D1	36.918	127.0	42.655	144.3	38.523	136.9	1:58.096	90.50	9.067	12:43:28.123
15 - D1	36.246	126.3	41.298	144.0	38.368	136.3	1:55.912	92.20	6.883	12:45:24.035
16 - D1	36.185	125.9	40.899	144.0	IN PIT		4:07.775	P	43.13	2:18.746 12:49:31.810
17 - D1	OUTLAP	127.3	40.451	146.2	38.444	136.6	1:58.992	89.82	9.963	12:51:30.802
18 - D1	35.310	127.0	40.339	144.9	37.432	136.6	1:53.081	94.51	4.052	12:53:23.883
19 - D1	35.741	126.1	41.394	145.2	38.019	136.6	1:55.154	92.81	6.125	12:55:19.037
20 - D1	35.466	127.8	41.782	144.6	38.056	137.2	1:55.304	92.69	6.275	12:57:14.341
21 - D1	35.811	125.6	41.340	144.6	IN PIT		4:33.717	P	39.04	2:44.688 13:01:48.058
22 - D2	OUTLAP	129.0	42.651	92.3	42.835	137.7	2:03.803	86.33	14.774	13:03:51.861
23 - D2	34.338	129.0	39.516	146.2	36.203	137.7	1:50.057	(2)	97.11	1.028 13:05:41.918
24 - D2	34.663	<b>129.8</b>	40.063	144.9	35.741	<b>138.6</b>	1:50.467	(3)	96.75	1.438 13:07:32.385
25 - D2	34.623	129.0	40.217	146.2	36.247	138.0	1:51.087	96.21	2.058	13:09:23.472
<b>26 - D2</b>	<b>34.216</b>	129.3	<b>39.206</b>	146.5	<b>35.607</b>	137.7	<b>1:49.029</b>	(1)	<b>98.02</b>	<b>13:11:12.501</b>

### P5 47 GT3PA Jetstream Motorsport

Aston Martin V12 Vantage GT3

IDEAL LAP TIME : 1:49.232

BEST LAP TIME : 1:49.274

DIFFERENCE : 0.042

D1: Graham DAVIDSON

D2: Maxime MARTIN

LAP	SECTOR 1	SECTOR 2	SECTOR 3	LAP TIME	MPH	DIFF	TIME OF DAY			
1 - D1	OUTLAP	128.0	40.615	146.5	38.098	137.5	1:59.241	89.63	9.967	12:12:05.864

Snetterton 300

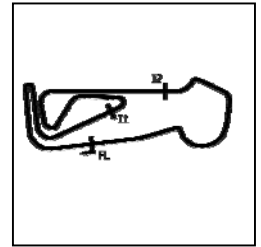
Circuit Length = 2.9689 miles

Start: 12:10 Flag 13:10 End: 13:13

Weather / Track : Overcast / Dry

# British GT Championship

## FREE PRACTICE 2 - SECTOR ANALYSIS



SECTOR 1 = FL to I1, SECTOR 2 = I1 to I2, SECTOR 3 = I2 to FL, DIFF = Difference To Personal Best Lap, P = Crossed Finish Line in Pit Lane, D = Time Disallowed

2 - D1	34.801	129.0	40.059	<b>149.1</b>	37.804	137.2	1:52.664	94.86	3.390	12:13:58.528	
3 - D1	34.974	129.5	40.053	148.4	37.162	137.5	1:52.189	95.26	2.915	12:15:50.717	
4 - D1	34.834	130.3	39.845	148.1	36.711	137.7	1:51.390	95.95	2.116	12:17:42.107	
5 - D1	34.565	131.0	40.329	148.1	37.242	138.6	1:52.136	95.31	2.862	12:19:34.243	
6 - D1	35.075	129.5	39.984	148.1	IN PIT		2:56.316	<b>P</b>	60.61	1:07.042	12:22:30.559
7 - D1	OUTLAP	129.3	41.364	138.6	42.272	138.0	2:02.833	87.01	13.559	12:24:33.392	
8 - D1	34.388	129.5	39.138	148.7	36.343	138.3	1:49.869	97.28	0.595	12:26:23.261	
9 - D1	34.369	130.3	39.593	<b>149.1</b>	36.836	138.3	1:50.798	96.46	1.524	12:28:14.059	
10 - D1	34.363	130.0	39.769	147.8	37.869	<b>139.5</b>	1:52.001	95.42	2.727	12:30:06.060	
11 - D1	34.606	129.8	39.656	148.4	36.787	138.9	1:51.049	96.24	1.775	12:31:57.109	
12 - D1	34.834	129.8	39.682	148.4	IN PIT		3:06.887	<b>P</b>	57.19	1:17.613	12:35:03.996
13 - D2	OUTLAP	130.5	39.916	148.1	36.782	138.9	1:55.253	92.73	5.979	12:36:59.249	
14 - D2	35.047	130.3	40.160	<b>149.1</b>	37.197	138.0	1:52.404	95.08	3.130	12:38:51.653	
15 - D2	34.615	131.0	39.567	148.7	36.249	<b>139.5</b>	1:50.431	96.78	1.157	12:40:42.084	
16 - D2	34.494	130.8	39.397	148.7	36.371	138.9	1:50.262	96.93	0.988	12:42:32.346	
17 - D2	34.650	130.3	39.611	148.7	IN PIT		2:59.921	<b>P</b>	59.40	1:10.647	12:45:32.267
18 - D2	OUTLAP	131.0	39.415	148.4	36.197	139.2	1:54.162	93.62	4.888	12:47:26.429	
19 - D2	34.200	130.8	<b>39.128</b>	<b>149.1</b>	36.242	138.6	1:49.570	<b>(3)</b>	97.54	0.296	12:49:15.999
20 - D2	34.498	130.8	39.663	148.7	37.055	139.2	1:51.216	96.10	1.942	12:51:07.215	
21 - D2	34.322	130.5	39.503	148.4	36.968	139.2	1:50.793	96.46	1.519	12:52:58.008	
<b>22 - D2</b>	<b>34.179</b>	130.5	39.170	148.7	<b>35.925</b>	139.2	<b>1:49.274</b>	<b>(1)</b>	<b>97.80</b>		<b>12:54:47.282</b>
23 - D2	34.261	130.5	39.177	<b>149.1</b>	36.027	139.2	1:49.465	<b>(2)</b>	97.63	0.191	12:56:36.747
24 - D2	36.142	130.5	39.265	148.7	IN PIT		7:01.714	<b>P</b>	25.34	5:12.440	13:03:38.461
25 - D2	OUTLAP	127.0	39.625	148.4	38.665	138.9	2:01.878	87.69	12.604	13:05:40.339	

P6 33 GT3PA Barwell Motorsport		Lamborghini Huracan GT3	
IDEAL LAP TIME : 1:49.686	BEST LAP TIME : 1:49.736	DIFFERENCE : 0.050	
D1: Jon MINSHAW	D2: Phil KEEN		

LAP	SECTOR 1	SECTOR 2	SECTOR 3	LAP TIME	MPH	DIFF	TIME OF DAY		
1 - D1	OUTLAP	122.0	41.701 147.1	37.970 136.1	2:06.849	84.25	17.113	12:13:01.895	
2 - D1	35.735	129.3	39.925 148.1	38.898 137.5	1:54.558	93.29	4.822	12:14:56.453	
3 - D1	35.225	129.0	40.013 148.7	36.999 136.9	1:52.237	95.22	2.501	12:16:48.690	
4 - D1	35.205	129.5	40.856 148.4	37.228 137.5	1:53.289	94.34	3.553	12:18:41.979	
5 - D1	36.086	127.0	40.343 <b>149.1</b>	37.470 135.8	1:53.899	93.83	4.163	12:20:35.878	
6 - D1	35.386	129.0	40.698 148.4	36.785 136.1	1:52.869	94.69	3.133	12:22:28.747	
7 - D1	35.581	128.5	40.483 148.7	37.091 137.2	1:53.155	94.45	3.419	12:24:21.902	
8 - D1	35.118	129.0	40.744 148.1	37.336 137.2	1:53.198	94.41	3.462	12:26:15.100	
9 - D1	35.206	129.3	40.202 148.4	36.956 137.5	1:52.364	95.12	2.628	12:28:07.464	
10 - D1	34.772	129.8	40.005 148.7	37.129 137.5	1:51.906	95.50	2.170	12:29:59.370	
11 - D1	35.069	128.3	40.892 147.4	37.190 136.6	1:53.151	94.45	3.415	12:31:52.521	
12 - D1	35.243	128.8	41.387 139.2	40.418 137.2	1:57.048	91.31	7.312	12:33:49.569	
13 - D1	35.431	129.0	40.463 148.7	36.972 138.6	1:52.866	94.69	3.130	12:35:42.435	
14 - D1	36.123	129.0	40.653 148.7	IN PIT	3:52.784	<b>P</b>	45.91	2:03.048	12:39:35.219
15 - D2	OUTLAP	128.8	39.945 147.8	36.978 138.9	1:55.144	92.82	5.408	12:41:30.363	
16 - D2	35.473	129.3	40.150 147.8	36.827 138.3	1:52.450	95.04	2.714	12:43:22.813	
17 - D2	34.260	129.8	39.820 148.4	36.498 138.3	1:50.578	96.65	0.842	12:45:13.391	
18 - D2	34.922	129.3	39.820 148.7	IN PIT	6:20.724	<b>P</b>	28.07	4:30.988	12:51:34.115
19 - D2	OUTLAP	129.3	39.793 148.7	36.790 138.3	1:54.202	93.58	4.466	12:53:28.317	
20 - D2	34.291	130.3	39.828 <b>149.1</b>	IN PIT	5:12.347	<b>P</b>	34.21	3:22.611	12:58:40.664
21 - D2	OUTLAP	128.8	40.451 148.1	36.403 138.0	1:54.669	93.20	4.933	13:00:35.333	
22 - D2	34.511	128.5	39.550 148.7	<b>36.011</b> 138.9	1:50.072	<b>(3)</b>	97.10	0.336	13:02:25.405
23 - D2	34.289	130.3	<b>39.481</b> 148.7	36.059 <b>139.5</b>	1:49.829	<b>(2)</b>	97.31	0.093	13:04:15.234
24 - D2	35.151	128.5	40.091 <b>149.1</b>	36.442 138.9	1:51.684	95.69	1.948	13:06:06.918	
<b>25 - D2</b>	<b>34.194</b>	<b>130.8</b>	39.531 <b>149.1</b>	<b>36.011</b> <b>139.5</b>	<b>1:49.736</b>	<b>(1)</b>	<b>97.39</b>		<b>13:07:56.654</b>
26 - D2	34.360	129.5	39.722 148.4	36.157 <b>139.5</b>	1:50.239	96.95	0.503	13:09:46.893	

P7 7 GT3PA Team Parker Racing Ltd		Bentley Continental GT3	
IDEAL LAP TIME : 1:49.845	BEST LAP TIME : 1:50.163	DIFFERENCE : 0.318	
D1: Ian LOGGIE	D2: Callum MACLEOD		

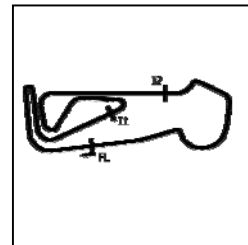
LAP	SECTOR 1	SECTOR 2	SECTOR 3	LAP TIME	MPH	DIFF	TIME OF DAY	
1 - D2	OUTLAP	129.3	40.715 148.4	39.402 <b>139.8</b>	1:58.756	90.00	8.593	12:12:19.364
2 - D2	34.540	<b>130.8</b>	<b>39.319</b> <b>150.1</b>	40.619 118.9	1:54.478	93.36	4.315	12:14:13.842
3 - D2	37.180	129.3	39.712 148.4	36.262 138.6	1:53.154	94.45	2.991	12:16:06.996

Snetterton 300  
Circuit Length = 2.9689 miles  
Start: 12:10 Flag 13:10 End: 13:13

Weather / Track : Overcast / Dry

# British GT Championship

## FREE PRACTICE 2 - SECTOR ANALYSIS



SECTOR 1 = FL to I1, SECTOR 2 = I1 to I2, SECTOR 3 = I2 to FL, DIFF = Difference To Personal Best Lap, P = Crossed Finish Line in Pit Lane, D = Time Disallowed

4 - D2	34.722	130.3	39.358	148.7	<b>36.083</b>	138.6	<b>1:50.163 (1)</b>	<b>97.02</b>			<b>12:17:57.159</b>
5 - D2	<b>34.443</b>	129.5	39.620	148.4	36.215	138.6	1:50.278 (2)	96.91	0.115		12:19:47.437
6 - D2	35.003	128.3	40.771	149.4	IN PIT		5:38.726 P	31.55	3:48.563		12:25:26.163
7 - D1	OUTLAP	129.3	42.194	146.2	39.479	138.0	2:06.505	84.48	16.342		12:27:32.668
8 - D1	35.584	129.0	40.492	148.4	37.081	138.6	1:53.157	94.45	2.994		12:29:25.825
9 - D1	35.157	129.0	40.966	146.8	37.199	139.5	1:53.322	94.31	3.159		12:31:19.147
10 - D1	35.374	129.5	40.684	149.4	41.547	138.3	1:57.605	90.88	7.442		12:33:16.752
11 - D1	35.314	129.8	40.504	147.4	37.270	138.0	1:53.088	94.51	2.925		12:35:09.840
12 - D1	35.689	128.3	40.650	149.1	37.627	139.2	1:53.966	93.78	3.803		12:37:03.806
13 - D1	35.091	124.9	41.738	148.4	37.854	139.5	1:54.683	93.19	4.520		12:38:58.489
14 - D1	35.962	128.3	41.189	147.4	37.484	138.9	1:54.635	93.23	4.472		12:40:53.124
15 - D1	35.731	128.3	40.497	148.7	37.827	138.9	1:54.055	93.70	3.892		12:42:47.179
16 - D1	35.656	128.8	40.682	147.1	39.281	138.0	1:55.619	92.44	5.456		12:44:42.798
17 - D1	35.068	129.3	40.555	148.4	38.127	138.9	1:53.750	93.96	3.587		12:46:36.548
18 - D1	35.479	127.0	40.874	147.4	37.042	138.6	1:53.395	94.25	3.232		12:48:29.943
19 - D1	35.218	128.8	41.082	147.1	37.001	138.6	1:53.301	94.33	3.138		12:50:23.244
20 - D1	36.529	128.8	40.646	148.7	IN PIT		3:22.926 P	52.66	1:32.763		12:53:46.170
21 - D2	OUTLAP	129.3	39.900	148.1	36.356	138.9	1:55.620	92.44	5.457		12:55:41.790
22 - D2	34.641	129.3	39.918	148.1	36.841	138.6	1:51.400	95.94	1.237		12:57:33.190
23 - D2	34.753	129.5	39.954	147.4	36.596	138.9	1:51.303 (3)	96.02	1.140		12:59:24.493

### P8 75 GT3PA Optimum Motorsport

Aston Martin V12 Vantage GT3

IDEAL LAP TIME : 1:50.203

BEST LAP TIME : 1:50.335

DIFFERENCE : 0.132

D1: Flick HAIGH

D2: Jonny ADAM

LAP	SECTOR 1	SECTOR 2	SECTOR 3	LAP TIME	MPH	DIFF	TIME OF DAY	
1 - D2	OUTLAP	118.7	42.721 124.5	IN PIT	2:51.642 P	62.26	1:01.307 12:13:01.326	
2 - D2	OUTLAP	106.0	46.066 149.7	36.698 138.9	2:03.019	86.88	12.684 12:15:04.345	
3 - D2	<b>34.463</b>	129.8	41.377 150.4	36.522 138.9	1:52.362	95.12	2.027 12:16:56.707	
4 - D2	35.081	129.8	39.899 150.1	36.243 139.8	1:51.223	96.09	0.888 12:18:47.930	
5 - D2	34.876	130.8	39.768 149.7	36.472 138.6	1:51.116	96.18	0.781 12:20:39.046	
6 - D2	34.575	130.5	39.599 <b>150.8</b>	<b>36.161</b> 139.2	<b>1:50.335 (1)</b>	<b>96.86</b>		<b>12:22:29.381</b>
7 - D2	36.504	125.9	41.037 <b>150.8</b>	IN PIT	6:04.390 P	29.33	4:14.055 12:28:33.771	
8 - D1	OUTLAP	62.6	44.550 139.2	39.729 139.8	2:07.972	83.51	17.637 12:30:41.743	
9 - D1	34.607	130.3	39.747 149.4	38.237 139.5	1:52.591	94.92	2.256 12:32:34.334	
10 - D1	35.708	128.3	40.993 150.4	39.556 139.5	1:56.257	91.93	5.922 12:34:30.591	
11 - D1	34.618	130.8	<b>39.579</b> 150.4	36.639 140.3	1:50.836 (3)	96.43	0.501 12:36:21.427	
12 - D1	34.684	131.0	40.015 149.4	36.813 <b>140.9</b>	1:51.512	95.84	1.177 12:38:12.939	
13 - D1	35.659	130.5	40.469 150.4	IN PIT	4:58.177 P	35.84	3:07.842 12:43:11.116	
14 - D1	OUTLAP	130.3	40.584 148.4	37.139 139.5	1:56.288	91.91	5.953 12:45:07.404	
15 - D1	35.000	131.5	40.632 149.4	37.151 139.8	1:52.783	94.76	2.448 12:47:00.187	
16 - D1	35.010	131.0	40.854 149.4	IN PIT	4:44.657 P	37.54	2:54.322 12:51:44.844	
17 - D1	OUTLAP	130.0	41.248 144.6	37.042 139.5	1:56.667	91.61	6.332 12:53:41.511	
18 - D1	34.843	<b>131.8</b>	39.922 149.4	37.027 139.8	1:51.792	95.60	1.457 12:55:33.303	
19 - D1	34.949	131.5	39.997 149.7	36.711 140.1	1:51.657	95.72	1.322 12:57:24.960	
20 - D1	35.274	131.0	41.182 149.4	36.833 139.5	1:53.289	94.34	2.954 12:59:18.249	
21 - D1	35.092	131.3	41.161 150.4	36.928 140.1	1:53.181	94.43	2.846 13:01:11.430	
22 - D1	34.874	130.5	40.194 149.1	IN PIT	3:22.770 P	52.71	1:32.435 13:04:34.200	
23 - D2	OUTLAP	117.3	42.523 146.2	39.346 140.3	2:01.158	88.21	10.823 13:06:35.358	
24 - D2	34.500	131.0	39.844 149.4	37.170 140.6	1:51.514	95.84	1.179 13:08:26.872	
25 - D2	34.601	130.5	39.743 150.1	36.447 140.1	1:50.791 (2)	96.47	0.456 13:10:17.663	

### P9 24 GT3S RJN Motorsport

Nissan GT-R NISMO GT3

IDEAL LAP TIME : 1:50.432

BEST LAP TIME : 1:50.432

DIFFERENCE : 0.000

D1: Jordan WITT

D2: Struan MOORE

LAP	SECTOR 1	SECTOR 2	SECTOR 3	LAP TIME	MPH	DIFF	TIME OF DAY
1 - D2	OUTLAP	118.9	42.244 149.4	38.197 137.7	2:01.946	87.64	11.514 12:12:43.948
2 - D2	35.937	130.0	40.218 150.4	37.709 138.6	1:53.864	93.86	3.432 12:14:37.812
3 - D2	34.852	130.8	39.834 <b>151.1</b>	39.063 137.7	1:53.749	93.96	3.317 12:16:31.561
4 - D2	34.954	130.3	40.202 150.8	36.729 137.7	1:51.885	95.52	1.453 12:18:23.446
5 - D2	35.192	129.0	41.114 148.1	IN PIT	5:08.805 P	34.61	3:18.373 12:23:32.251
6 - D2	OUTLAP	128.8	40.464 150.1	38.438 137.5	1:58.419	90.25	7.987 12:25:30.670
7 - D2	35.346	129.3	40.189 149.4	IN PIT	3:47.406 P	46.99	1:56.974 12:29:18.076
8 - D2	OUTLAP	129.5	40.501 150.4	38.520 <b>140.1</b>	1:59.930	89.11	9.498 12:31:18.006

Snetterton 300

Circuit Length = 2.9689 miles

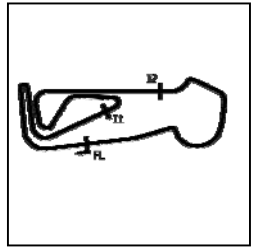
Start: 12:10 Flag 13:10 End: 13:13

Weather / Track : Overcast / Dry



# British GT Championship

## FREE PRACTICE 2 - SECTOR ANALYSIS



SECTOR 1 = FL to I1, SECTOR 2 = I1 to I2, SECTOR 3 = I2 to FL, DIFF = Difference To Personal Best Lap, P = Crossed Finish Line in Pit Lane, D = Time Disallowed

9 - D2	34.721	128.3	41.162	148.7	38.310	139.5	1:54.193	93.59	3.761	12:33:12.199
<b>10 - D2</b>	<b>34.496</b>	129.8	<b>39.702</b>	150.1	<b>36.234</b>	139.2	<b>1:50.432 (1)</b>	<b>96.78</b>		<b>12:35:02.631</b>
11 - D2	34.612	131.0	40.437	149.1	38.352	139.8	1:53.401	94.25	2.969	12:36:56.032
12 - D2	34.663	130.0	41.060	148.1	IN PIT		4:55.492	<b>P</b>	3:05.060	12:41:51.524
13 - D1	OUTLAP	125.4	41.288	147.1	36.999	138.0	2:01.758	87.78	11.326	12:43:53.282
14 - D1	34.997	130.3	40.021	149.4	36.560	138.9	1:51.578	<b>(3)</b>	1.146	12:45:44.860
15 - D1	35.174	130.3	40.305	148.7	36.357	138.6	1:51.836	95.56	1.404	12:47:36.696
16 - D1	34.932	130.5	40.097	<b>151.1</b>	38.702	137.2	1:53.731	93.97	3.299	12:49:30.427
17 - D1	35.526	129.3	40.132	148.4	36.354	135.8	1:52.012	95.41	1.580	12:51:22.439
18 - D1	34.960	129.5	39.771	149.7	36.414	138.3	1:51.145	<b>(2)</b>	0.713	12:53:13.584
19 - D1	34.715	129.5	42.868	146.8	IN PIT		4:21.694	<b>P</b>	40.84	2:31.262
20 - D1	OUTLAP	128.8	41.372	147.8	36.804	138.9	1:57.402	91.03	6.970	12:59:32.680
21 - D1	35.235	130.5	40.249	148.4	37.402	138.6	1:52.886	94.68	2.454	13:01:25.566
22 - D1	34.878	<b>131.5</b>	40.950	148.7	36.691	138.9	1:52.519	94.98	2.087	13:03:18.085

### P10 69 GT3PA Barwell Motorsport

Lamborghini Huracan GT3

IDEAL LAP TIME : 1:50.481

BEST LAP TIME : 1:50.619

DIFFERENCE : 0.138

D1: Sam DE HAAN D2: Jonny COCKER

LAP	SECTOR 1	SECTOR 2	SECTOR 3	LAP TIME	MPH	DIFF	TIME OF DAY			
1 - D2	OUTLAP	126.8	40.417	147.4	37.790	136.3	1:58.590	90.12	7.971	12:14:05.598
2 - D2	34.872	127.5	40.269	<b>148.7</b>	42.745	136.3	1:57.886	90.66	7.267	12:16:03.484
3 - D2	34.604	128.5	39.694	148.4	36.477	136.6	1:50.775	<b>(3)</b>	0.156	12:17:54.259
4 - D2	<b>34.420</b>	<b>129.3</b>	39.674	148.4	36.554	136.9	1:50.648	<b>(2)</b>	0.029	12:19:44.907
5 - D2	34.955	128.5	41.929	147.4	IN PIT		6:01.677	<b>P</b>	4:11.058	12:25:46.584
6 - D2	OUTLAP	127.3	40.101	147.4	37.805	136.9	1:56.648	91.62	6.029	12:27:43.232
7 - D2	34.485	128.8	41.534	147.8	36.823	137.2	1:52.842	94.71	2.223	12:29:36.074
8 - D2	35.091	127.8	40.687	145.5	IN PIT		3:08.967	<b>P</b>	56.56	1:18.348
9 - D1	OUTLAP	126.8	41.006	146.8	39.204	136.9	2:00.283	88.85	9.664	12:34:45.324
10 - D1	35.185	128.3	41.265	147.1	40.014	136.3	1:56.464	91.77	5.845	12:36:41.788
11 - D1	35.325	128.3	42.486	146.5	39.239	136.6	1:57.050	91.31	6.431	12:38:38.838
12 - D1	36.509	128.3	41.257	146.2	IN PIT		5:18.771	<b>P</b>	3:28.152	12:43:57.609
13 - D1	OUTLAP	126.6	40.789	145.8	37.765	136.1	1:58.061	90.53	7.442	12:45:55.670
14 - D1	37.069	122.6	41.348	145.8	37.925	137.2	1:56.342	91.86	5.723	12:47:52.012
15 - D1	35.862	127.3	41.893	147.4	IN PIT		10:38.866	<b>P</b>	16.72	8:48.247
16 - D1	OUTLAP	124.0	40.768	146.2	37.087	135.8	1:58.489	90.20	7.870	13:00:29.367
17 - D1	34.759	127.8	40.101	147.1	37.129	136.9	1:51.989	95.43	1.370	13:02:21.356
18 - D1	35.055	128.8	40.026	147.4	37.313	<b>137.5</b>	1:52.394	95.09	1.775	13:04:13.750
19 - D1	35.695	128.3	41.059	134.7	IN PIT		3:12.620	<b>P</b>	55.48	1:22.001
20 - D1	OUTLAP	127.8	41.825	145.8	41.275	136.9	2:03.120	86.81	12.501	13:09:29.490
<b>21 - D1</b>	34.558	129.0	<b>39.619</b>	148.1	<b>36.442</b>	<b>137.5</b>	<b>1:50.619 (1)</b>	<b>96.62</b>		<b>13:11:20.109</b>

### P11 1 GT3PA Team Parker Racing Ltd

Bentley Continental GT3

IDEAL LAP TIME : 1:51.492

BEST LAP TIME : 1:51.760

DIFFERENCE : 0.268

D1: Rick PARFITT JNR D2: Ryan RATCLIFFE

LAP	SECTOR 1	SECTOR 2	SECTOR 3	LAP TIME	MPH	DIFF	TIME OF DAY			
1 - D2	OUTLAP	127.8	40.825	148.4	37.412	138.9	1:58.441	90.23	6.681	12:12:12.777
2 - D2	35.415	129.5	40.520	<b>150.1</b>	37.369	138.6	1:53.304	94.33	1.544	12:14:06.081
3 - D2	35.199	<b>130.8</b>	40.363	149.7	37.309	138.0	1:52.871	94.69	1.111	12:15:58.952
4 - D2	35.149	130.3	40.152	149.4	36.855	138.3	1:52.156	95.29	0.396	12:17:51.108
5 - D2	35.100	<b>130.8</b>	40.309	149.4	36.945	139.2	1:52.354	95.12	0.594	12:19:43.462
6 - D2	35.192	129.8	40.765	149.4	37.229	138.3	1:53.186	94.42	1.426	12:21:36.648
7 - D2	35.143	130.3	40.184	<b>150.1</b>	37.168	139.5	1:52.495	95.00	0.735	12:23:29.143
8 - D2	35.808	130.0	41.578	148.4	IN PIT		5:18.525	<b>P</b>	3:26.765	12:28:47.668
9 - D1	OUTLAP	128.8	40.277	148.4	38.205	138.6	1:57.992	90.58	6.232	12:30:45.660
10 - D1	35.063	129.5	40.205	147.8	36.958	138.6	1:52.226	95.23	0.466	12:32:37.886
11 - D1	35.191	129.8	40.850	148.7	37.256	139.5	1:53.297	94.33	1.537	12:34:31.183
12 - D1	35.095	129.3	40.154	149.4	36.723	139.5	1:51.972	<b>(3)</b>	0.212	12:36:23.155
13 - D1	<b>34.859</b>	129.8	40.235	147.8	IN PIT		5:14.490	<b>P</b>	33.98	3:22.730
14 - D1	OUTLAP	129.5	40.432	148.7	37.154	139.8	1:57.148	91.23	5.388	12:43:34.793
15 - D1	36.185	128.5	40.613	148.4	36.711	139.5	1:53.509	94.16	1.749	12:45:28.302
16 - D1	35.105	129.8	40.082	149.1	36.893	138.6	1:52.080	95.36	0.320	12:47:20.382
17 - D1	36.840	128.0	40.517	148.4	IN PIT		4:32.222	<b>P</b>	39.26	2:40.462
18 - D1	OUTLAP	129.5	41.666	147.4	36.735	139.2	1:58.859	89.92	7.099	12:53:51.463

Snetterton 300

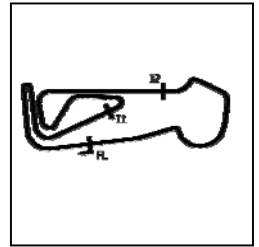
Circuit Length = 2.9689 miles

Start: 12:10 Flag 13:10 End: 13:13

Weather / Track : Overcast / Dry

# British GT Championship

## FREE PRACTICE 2 - SECTOR ANALYSIS



SECTOR 1 = FL to I1, SECTOR 2 = I1 to I2, SECTOR 3 = I2 to FL, DIFF = Difference To Personal Best Lap, P = Crossed Finish Line in Pit Lane, D = Time Disallowed

19 - D1	35.107	130.0	<b>40.047</b>	148.4	36.606	139.8	<b>1:51.760 (1)</b>	<b>95.63</b>		<b>12:55:43.223</b>
20 - D1	35.208	130.0	40.113	148.7	36.716	139.2	1:52.037	95.39	0.277	12:57:35.260
21 - D1	35.918	130.0	40.209	148.7	IN PIT		3:19.277	<b>P</b>	53.63	1:27.517
22 - D1	OUTLAP	126.1	42.524	148.1	37.205	<b>140.1</b>	2:02.644	87.14	10.884	13:02:57.181
23 - D1	35.300	129.3	40.129	148.7	<b>36.586</b>	139.5	1:52.015	95.41	0.255	13:04:49.196
24 - D1	35.334	129.8	40.421	148.7	36.655	139.2	1:52.410	95.08	0.650	13:06:41.606
25 - D1	34.876	<b>130.8</b>	40.308	149.1	36.702	139.2	1:51.886	<b>(2)</b>	95.52	0.126

P12 62 GT4S Academy Motorsport			Aston Martin V8 Vantage GT4							
IDEAL LAP TIME : 1:59.088			BEST LAP TIME : 1:59.288			DIFFERENCE : 0.200				
D1: Will MOORE			D2: Matt NICOLL-JONES							
LAP	SECTOR 1	SECTOR 2	SECTOR 3	LAP TIME	MPH	DIFF	TIME OF DAY			
1 - D1	OUTLAP	72.3	1:04.179	77.4	IN PIT	5:14.869	<b>P</b>	33.94	3:15.581	12:16:04.877
2 - D1	OUTLAP	118.9	43.447	137.5	40.717	126.6	2:09.994	82.21	10.706	12:18:14.871
3 - D1	37.958	119.8	43.158	137.2	39.955	127.0	2:01.071	88.27	1.783	12:20:15.942
4 - D1	37.776	119.6	42.806	137.2	40.075	126.6	2:00.657	88.58	1.369	12:22:16.599
5 - D1	37.869	119.6	43.032	<b>138.3</b>	39.665	126.8	2:00.566	88.64	1.278	12:24:17.165
6 - D1	37.735	120.0	43.618	136.6	40.080	126.8	2:01.433	88.01	2.145	12:26:18.598
7 - D1	38.926	117.1	43.446	137.5	40.850	126.6	2:03.222	86.73	3.934	12:28:21.820
8 - D1	37.972	118.9	1:05.242	120.0	IN PIT	4:30.366	<b>P</b>	39.53	2:31.078	12:32:52.186
9 - D2	OUTLAP	118.3	43.422	136.9	39.973	126.6	2:07.745	83.66	8.457	12:34:59.931
10 - D2	39.653	118.7	44.808	137.2	41.786	127.0	2:06.247	84.66	6.959	12:37:06.178
11 - D2	37.979	120.0	43.094	137.5	39.741	128.0	2:00.814	88.46	1.526	12:39:06.992
12 - D2	37.684	<b>120.4</b>	42.897	136.6	39.702	127.5	2:00.283	<b>(2)</b>	88.85	0.995
13 - D2	37.831	119.1	43.213	137.5	IN PIT	4:16.744	<b>P</b>	41.62	2:17.456	12:45:24.019
14 - D2	OUTLAP	115.3	44.016	135.0	40.117	127.8	2:07.100	84.09	7.812	12:47:31.119
15 - D2	<b>37.259</b>	119.4	42.574	137.5	40.520	125.6	2:00.353	<b>(3)</b>	88.80	1.065
<b>16 - D2</b>	<b>37.459</b>	<b>120.4</b>	<b>42.362</b>	138.0	<b>39.467</b>	127.0	<b>1:59.288 (1)</b>	<b>89.59</b>		<b>12:51:30.760</b>
17 - D2	38.596	103.0	46.123	132.3	IN PIT	3:56.451	<b>P</b>	45.20	1:57.163	12:55:27.211
18 - D1	OUTLAP	113.7	43.508	135.2	41.100	126.1	2:08.294	83.30	9.006	12:57:35.505
19 - D1	38.029	118.9	42.959	136.9	39.908	126.8	2:00.896	88.40	1.608	12:59:36.401
20 - D1	37.696	119.4	43.309	134.7	45.568	127.8	2:06.573	84.44	7.285	13:01:42.974
21 - D1	37.574	120.2	42.876	137.2	40.223	126.3	2:00.673	88.57	1.385	13:03:43.647
22 - D1	39.336	98.3	48.201	91.1	42.162	126.8	2:09.699	82.40	10.411	13:05:53.346
23 - D1	37.868	120.2	58.810	111.2	47.344	<b>128.3</b>	2:24.022	74.21	24.734	13:08:17.368
24 - D1	53.092	101.6	44.338	137.2	40.501	127.3	2:17.931	77.48	18.643	13:10:35.299

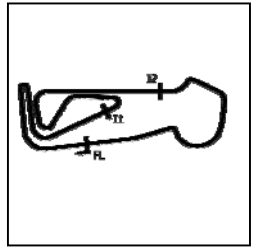
P13 10 GT4S Equipe Verschuur			McLaren 570S GT4							
IDEAL LAP TIME : 1:59.328			BEST LAP TIME : 1:59.328			DIFFERENCE : 0.000				
D1: Finlay HUTCHISON			D2: Daniel MCKAY							
LAP	SECTOR 1	SECTOR 2	SECTOR 3	LAP TIME	MPH	DIFF	TIME OF DAY			
1 - D2	OUTLAP	117.9	44.740	136.3	39.936	<b>125.6</b>	2:09.687	82.41	10.359	12:12:50.088
2 - D2	38.288	116.3	43.132	136.3	39.586	124.7	2:01.006	88.32	1.678	12:14:51.094
3 - D2	37.817	117.9	43.041	136.1	39.787	124.2	2:00.645	<b>(3)</b>	88.59	1.317
4 - D2	37.851	117.7	42.951	136.3	40.680	122.6	2:01.482	87.98	2.154	12:18:53.221
5 - D2	38.175	116.9	43.109	136.9	39.698	124.5	2:00.982	88.34	1.654	12:20:54.203
6 - D2	37.968	117.9	43.203	136.1	IN PIT	4:15.601	<b>P</b>	41.81	2:16.273	12:25:09.804
7 - D2	OUTLAP	114.5	43.121	136.9	39.360	124.2	2:04.524	85.83	5.196	12:27:14.328
8 - D2	37.958	118.3	42.757	137.2	39.754	124.2	2:00.469	<b>(2)</b>	88.72	1.141
<b>9 - D2</b>	<b>37.527</b>	118.3	<b>42.497</b>	136.9	<b>39.304</b>	125.2	<b>1:59.328 (1)</b>	<b>89.56</b>		<b>12:31:14.125</b>
10 - D2	37.595	116.9	44.683	107.5	47.064	124.7	2:09.342	82.63	10.014	12:33:23.467
11 - D2	37.839	117.5	42.678	137.2	IN PIT	3:25.723	<b>P</b>	51.95	1:26.395	12:36:49.190
12 - D1	OUTLAP	116.3	43.796	135.5	39.745	124.5	2:07.309	83.95	7.981	12:38:56.499
13 - D1	37.971	117.3	43.383	136.9	39.850	124.7	2:01.204	88.18	1.876	12:40:57.703
14 - D1	38.461	116.9	43.451	136.3	39.526	124.7	2:01.438	88.01	2.110	12:42:59.141
15 - D1	37.784	117.7	43.291	137.2	40.006	124.2	2:01.081	88.27	1.753	12:45:00.222
16 - D1	38.856	115.7	51.501	75.4	42.008	124.7	2:12.365	80.74	13.037	12:47:12.587
17 - D1	38.297	116.7	43.347	135.8	39.818	124.7	2:01.462	87.99	2.134	12:49:14.049
18 - D1	38.271	117.1	43.617	135.8	IN PIT	8:04.758	<b>P</b>	22.04	6:05.430	12:57:18.807
19 - D1	OUTLAP	116.9	43.591	136.3	46.334	124.2	2:13.326	80.16	13.998	12:59:32.133
20 - D1	38.245	115.5	43.621	136.1	39.434	124.9	2:01.300	88.11	1.972	13:01:33.433
21 - D1	37.721	<b>118.5</b>	42.937	<b>137.5</b>	40.975	123.5	2:01.633	87.87	2.305	13:03:35.066
22 - D1	37.998	117.1	43.168	136.1	39.557	125.4	2:00.723	88.53	1.395	13:05:35.789

Weather / Track : Overcast / Dry

Snetterton 300  
Circuit Length = 2.9689 miles  
Start: 12:10 Flag 13:10 End: 13:13

# British GT Championship

## FREE PRACTICE 2 - SECTOR ANALYSIS



SECTOR 1 = FL to I1, SECTOR 2 = I1 to I2, SECTOR 3 = I2 to FL, DIFF = Difference To Personal Best Lap, P = Crossed Finish Line in Pit Lane, D = Time Disallowed

23 - D1	38.156	116.7	47.233	110.0	40.433	124.7	2:05.822	84.94	6.494	13:07:41.611
24 - D1	37.943	118.1	43.011	136.9	40.282	125.4	2:01.236	88.15	1.908	13:09:42.847

P14		54 GT4PA UltraTek Racing Team RJN				Nissan 370Z GT4				
IDEAL LAP TIME : 1:59.327		BEST LAP TIME : 1:59.353				DIFFERENCE : 0.026				
D1: Stephen JOHANSEN		D2: Jesse ANTTILA								
LAP	SECTOR 1	SECTOR 2		SECTOR 3		LAP TIME	MPH	DIFF	TIME OF DAY	
1 - D2	OUTLAP	107.0	45.119	128.8	40.951	126.8	2:17.543	77.70	18.190	12:13:10.551
2 - D2	1:00.716	92.9	45.442	133.1	IN PIT		4:22.898 P	40.65	2:23.545	12:17:33.449
3 - D2	OUTLAP	117.7	43.431	<b>137.5</b>	39.627	126.6	2:04.693	85.71	5.340	12:19:38.142
4 - D2	38.384	117.3	43.840	136.3	39.828	126.8	2:02.052	87.56	2.699	12:21:40.194
5 - D2	38.118	117.1	42.727	136.6	39.490	125.6	2:00.335 (2)	88.81	0.982	12:23:40.529
6 - D2	38.332	117.1	42.829	137.2	IN PIT		6:26.406 P	27.66	4:27.053	12:30:06.935
7 - D1	OUTLAP	108.9	46.259	133.4	42.387	125.9	2:16.370	78.37	17.017	12:32:23.305
8 - D1	41.027	114.5	44.470	135.0	42.087	126.6	2:07.584	83.77	8.231	12:34:30.889
9 - D1	39.303	115.3	44.290	135.0	40.822	126.1	2:04.415	85.90	5.062	12:36:35.304
10 - D1	38.601	115.7	43.619	134.7	40.720	125.9	2:02.940	86.93	3.587	12:38:38.244
11 - D1	38.880	116.7	43.552	135.2	41.531	125.9	2:03.963	86.21	4.610	12:40:42.207
12 - D1	38.585	115.3	43.526	135.5	40.647	125.4	2:02.758	87.06	3.405	12:42:44.965
13 - D1	38.806	117.5	43.688	135.2	40.144	126.3	2:02.638	87.15	3.285	12:44:47.603
14 - D1	39.078	115.3	43.883	135.2	IN PIT		4:56.866 P	36.00	2:57.513	12:49:44.469
15 - D1	OUTLAP	111.1	44.117	130.3	40.314	125.9	2:09.500	82.53	10.147	12:51:53.969
16 - D1	38.186	117.5	44.526	135.5	39.878	126.3	2:02.590	87.18	3.237	12:53:56.559
17 - D1	38.195	<b>118.3</b>	42.950	135.8	40.038	126.1	2:01.183	88.19	1.830	12:55:57.742
18 - D1	37.776	117.9	42.997	136.6	39.892	125.6	2:00.665 (3)	88.57	1.312	12:57:58.407
19 - D1	38.930	115.1	43.114	135.8	IN PIT		4:09.325 P	42.86	2:09.972	13:02:07.732
20 - D2	OUTLAP	116.5	42.814	135.8	39.457	126.6	2:04.412	85.90	5.059	13:04:12.144
21 - D2	38.374	117.5	43.056	137.2	<b>39.310</b>	<b>127.3</b>	2:00.740	88.52	1.387	13:06:12.884
<b>22 - D2</b>	<b>37.502</b>	118.1	<b>42.515</b>	136.6	39.336	126.8	<b>1:59.353 (1)</b>	<b>89.55</b>		<b>13:08:12.237</b>

P15		66 GT4PA Team Parker Racing Ltd				Mercedes-AMG GT4				
IDEAL LAP TIME : 1:59.354		BEST LAP TIME : 1:59.368				DIFFERENCE : 0.014				
D1: Nick JONES		D2: Scott MALVERN								
LAP	SECTOR 1	SECTOR 2		SECTOR 3		LAP TIME	MPH	DIFF	TIME OF DAY	
1 - D2	OUTLAP	117.3	42.933	137.2	39.712	<b>125.6</b>	2:04.818	85.62	5.450	12:12:31.693
2 - D2	37.523	118.3	42.600	137.7	39.474	125.4	1:59.597 (2)	89.36	0.229	12:14:31.290
3 - D2	<b>37.464</b>	118.3	42.593	138.0	43.591	124.9	2:03.648	86.43	4.280	12:16:34.938
<b>4 - D2</b>	<b>37.478</b>	<b>119.1</b>	<b>42.592</b>	137.2	<b>39.298</b>	124.9	<b>1:59.368 (1)</b>	<b>89.53</b>		<b>12:18:34.306</b>
5 - D2	37.634	118.5	43.126	136.9	IN PIT		2:21.851 P	75.34	22.483	12:20:56.157
6 - D2	OUTLAP	118.1	43.053	137.2	IN PIT		2:25.955 P	73.22	26.587	12:23:22.112
7 - D2	OUTLAP	118.9	47.451	<b>138.3</b>	IN PIT		6:28.570 P	27.50	4:29.202	12:29:50.682
8 - D1	OUTLAP	116.1	44.919	135.5	41.264	124.5	2:09.287	82.66	9.919	12:31:59.969
9 - D1	38.389	117.3	43.522	133.6	41.605	124.7	2:03.516	86.53	4.148	12:34:03.485
10 - D1	38.257	117.7	43.598	136.3	40.855	125.2	2:02.710	87.10	3.342	12:36:06.195
11 - D1	38.123	117.5	43.365	135.5	40.778	125.2	2:02.266	87.41	2.898	12:38:08.461
12 - D1	38.039	117.3	43.359	136.9	40.275	125.4	2:01.673 (3)	87.84	2.305	12:40:10.134
13 - D1	38.263	116.9	43.494	136.1	40.322	124.9	2:02.079	87.55	2.711	12:42:12.213
14 - D1	38.764	114.5	46.487	136.3	IN PIT		2:27.880 P	72.27	28.512	12:44:40.093
15 - D1	OUTLAP	117.7	43.599	135.5	IN PIT		2:29.366 P	71.55	29.998	12:47:09.459

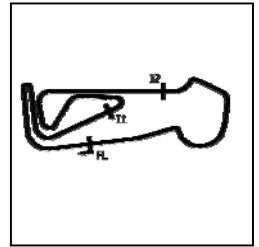
P16		61 GT4S Academy Motorsport				Aston Martin V8 Vantage GT4				
IDEAL LAP TIME : 1:59.176		BEST LAP TIME : 1:59.468				DIFFERENCE : 0.292				
D1: Tom WOOD		D2: Jan JONCK								
LAP	SECTOR 1	SECTOR 2		SECTOR 3		LAP TIME	MPH	DIFF	TIME OF DAY	
1 - D2	OUTLAP	103.4	44.538	136.6	40.424	128.3	2:18.977	76.90	19.509	12:13:07.156
2 - D2	38.010	121.7	42.809	140.3	39.751	128.8	2:00.570	88.64	1.102	12:15:07.726
3 - D2	<b>37.348</b>	<b>122.0</b>	42.583	<b>140.6</b>	39.612	129.0	1:59.543 (2)	89.40	0.075	12:17:07.269
4 - D2	38.118	119.6	43.119	139.8	40.748	128.8	2:01.985	87.61	2.517	12:19:09.254
5 - D2	37.591	121.1	42.943	139.5	39.576	129.0	2:00.110	88.98	0.642	12:21:09.364
6 - D2	37.626	121.1	42.589	138.9	39.464	128.8	1:59.679 (3)	89.30	0.211	12:23:09.043
<b>7 - D2</b>	<b>37.598</b>	121.3	<b>42.423</b>	139.2	39.447	128.8	<b>1:59.468 (1)</b>	<b>89.46</b>		<b>12:25:08.511</b>
8 - D2	37.642	121.3	42.621	139.2	39.501	129.3	1:59.764	89.24	0.296	12:27:08.275

Weather / Track : Overcast / Dry

Snetterton 300  
Circuit Length = 2.9689 miles  
Start: 12:10 Flag 13:10 End: 13:13

# British GT Championship

## FREE PRACTICE 2 - SECTOR ANALYSIS



SECTOR 1 = FL to I1, SECTOR 2 = I1 to I2, SECTOR 3 = I2 to FL, DIFF = Difference To Personal Best Lap, P = Crossed Finish Line in Pit Lane, D = Time Disallowed

9 - D2	37.872	120.2	43.169	139.5	39.558	128.8	2:00.599	88.62	1.131	12:29:08.874	
10 - D2	37.836	120.9	42.999	138.9	IN PIT		4:09.132	P	42.90	2:09.664	12:33:18.006
11 - D1	OUTLAP	99.8	44.713	136.6	40.473	128.3	2:14.410		79.51	14.942	12:35:32.416
12 - D1	38.519	118.9	43.208	137.2	40.139	126.6	2:01.866		87.70	2.398	12:37:34.282
13 - D1	38.113	120.9	44.151	138.3	40.009	128.8	2:02.273		87.41	2.805	12:39:36.555
14 - D1	38.061	120.6	43.036	138.6	40.826	128.3	2:01.923		87.66	2.455	12:41:38.478
15 - D1	38.497	121.1	43.309	138.3	40.145	128.5	2:01.951		87.64	2.483	12:43:40.429
16 - D1	38.213	118.9	42.898	138.9	39.989	128.8	2:01.100		88.25	1.632	12:45:41.529
17 - D1	38.177	119.8	43.188	138.9	40.038	129.3	2:01.403		88.03	1.935	12:47:42.932
18 - D1	37.916	120.4	43.095	138.3	40.635	129.0	2:01.646		87.86	2.178	12:49:44.578
19 - D1	38.765	112.9	44.205	129.0	IN PIT		4:04.147	P	43.77	2:04.679	12:53:48.725
20 - D2	OUTLAP	120.2	45.808	112.4	41.032	128.5	2:11.554		81.24	12.086	12:56:00.279
21 - D2	38.036	120.6	42.911	138.9	39.699	128.5	2:00.646		88.59	1.178	12:58:00.925
22 - D2	37.941	120.4	43.045	138.6	39.774	128.8	2:00.760		88.50	1.292	13:00:01.685
23 - D2	37.809	119.6	42.809	138.6	39.573	128.8	2:00.191		88.92	0.723	13:02:01.876
24 - D2	37.683	121.1	42.751	138.6	39.530	129.0	1:59.964		89.09	0.496	13:04:01.840
25 - D2	37.788	120.6	42.767	138.9	<b>39.405</b>	129.5	1:59.960		89.09	0.492	13:06:01.800
26 - D2	38.006	120.6	44.922	138.6	39.710	129.5	2:02.638		87.15	3.170	13:08:04.438
27 - D2	37.738	120.6	42.951	138.9	39.631	<b>129.8</b>	2:00.320		88.83	0.852	13:10:04.758

### P17 56 GT4PA Tolman Motorsport Ltd

McLaren 570S GT4

IDEAL LAP TIME : 1:59.298

BEST LAP TIME : 1:59.478

DIFFERENCE : 0.180

D1: David PATTISON

D2: Joe OSBORNE

LAP	SECTOR 1	SECTOR 2	SECTOR 3	LAP TIME	MPH	DIFF	TIME OF DAY				
1 - D1	OUTLAP	100.4	46.750	134.4	41.781	124.5	2:13.175	80.25	13.697	12:13:26.373	
2 - D1	39.048	118.1	44.045	136.6	41.219	123.3	2:04.312	85.97	4.834	12:15:30.685	
3 - D1	38.385	118.1	43.881	136.1	40.694	124.2	2:02.960	86.92	3.482	12:17:33.645	
4 - D1	40.485	118.7	44.320	132.6	41.541	125.6	2:06.346	84.59	6.868	12:19:39.991	
5 - D1	38.591	118.9	44.556	136.9	41.269	124.9	2:04.416	85.90	4.938	12:21:44.407	
6 - D1	38.529	117.1	44.422	136.3	40.844	124.5	2:03.795	86.33	4.317	12:23:48.202	
7 - D1	38.180	118.5	43.865	136.3	41.120	123.5	2:03.165	86.77	3.687	12:25:51.367	
8 - D1	39.154	117.3	44.524	135.5	IN PIT		6:32.973	P	27.19	4:33.495	12:32:24.340
9 - D1	OUTLAP	103.8	53.134	78.5	44.935	124.7	2:23.308		74.58	23.830	12:34:47.648
10 - D1	38.234	118.9	43.744	136.3	40.471	125.2	2:02.449	87.28	2.971	12:36:50.097	
11 - D1	38.295	117.1	44.148	133.1	41.902	125.2	2:04.345	85.95	4.867	12:38:54.442	
12 - D1	38.144	119.1	43.738	136.3	40.729	124.9	2:02.611	87.17	3.133	12:40:57.053	
13 - D1	38.620	117.5	45.634	134.7	IN PIT		3:31.867	P	50.44	1:32.389	12:44:28.920
14 - D2	OUTLAP	117.9	42.757	137.5	47.196	126.1	2:10.986	81.59	11.508	12:46:39.906	
15 - D2	37.462	118.7	42.662	137.5	39.690	126.6	1:59.814 (2)	89.20	0.336	12:48:39.720	
16 - D2	37.496	<b>119.6</b>	42.987	137.2	39.704	126.6	2:00.187 (3)	88.92	0.709	12:50:39.907	
<b>17 - D2</b>	<b>37.364</b>	118.5	42.651	<b>138.0</b>	<b>39.463</b>	<b>126.8</b>	<b>1:59.478 (1)</b>	<b>89.45</b>		<b>12:52:39.385</b>	
18 - D2	37.704	119.4	<b>42.471</b>	137.7	IN PIT		4:29.640	P	39.63	2:30.162	12:57:09.025
19 - D1	OUTLAP	113.7	45.709	135.2	41.687	124.0	2:14.913	79.22	15.435	12:59:23.938	
20 - D1	38.700	118.9	43.961	137.5	41.346	125.4	2:04.007	86.18	4.529	13:01:27.945	
21 - D1	38.094	119.4	43.690	136.9	40.451	126.3	2:02.235	87.43	2.757	13:03:30.180	
22 - D1	38.035	119.1	43.915	136.9	42.384	124.5	2:04.334	85.96	4.856	13:05:34.514	
23 - D1	38.359	118.1	44.108	136.3	41.984	126.3	2:04.451	85.88	4.973	13:07:38.965	
24 - D1	38.609	118.3	44.008	136.9	41.432	120.9	2:04.049	86.16	4.571	13:09:43.014	

### P18 501 GT4PA Balfe Motorsport

McLaren 570S GT4

IDEAL LAP TIME : 1:59.903

BEST LAP TIME : 1:59.903

DIFFERENCE : 0.000

D1: Graham JOHNSON

D2: Mike ROBINSON

LAP	SECTOR 1	SECTOR 2	SECTOR 3	LAP TIME	MPH	DIFF	TIME OF DAY				
1 - D1	OUTLAP	111.2	44.665	135.8	41.055	124.5	2:11.463	81.30	11.560	12:13:10.432	
2 - D1	42.668	116.7	43.831	135.0	40.542	123.5	2:07.041	84.13	7.138	12:15:17.473	
3 - D1	38.432	117.7	43.521	135.5	40.577	123.8	2:02.530	87.22	2.627	12:17:20.003	
4 - D1	38.358	117.7	43.874	134.7	40.722	123.8	2:02.954	86.92	3.051	12:19:22.957	
5 - D1	38.328	117.5	43.775	135.2	40.492	124.2	2:02.595	87.18	2.692	12:21:25.552	
6 - D1	38.499	117.1	43.515	135.5	IN PIT		6:57.793	P	25.58	4:57.890	12:28:23.345
7 - D1	OUTLAP	117.5	43.769	136.1	40.423	124.5	2:09.323	82.64	9.420	12:30:32.668	
8 - D1	38.197	117.7	43.489	135.2	41.861	123.5	2:03.547	86.51	3.644	12:32:36.215	
9 - D1	38.727	117.7	43.648	135.5	40.580	124.2	2:02.955	86.92	3.052	12:34:39.170	
10 - D1	38.341	116.9	43.881	135.0	42.451	124.5	2:04.673	85.72	4.770	12:36:43.843	

Weather / Track : Overcast / Dry

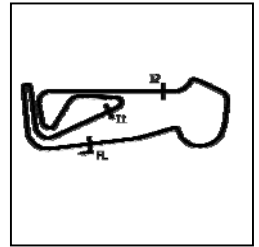
Snetterton 300

Circuit Length = 2.9689 miles

Start: 12:10 Flag 13:10 End: 13:13

# British GT Championship

## FREE PRACTICE 2 - SECTOR ANALYSIS



SECTOR 1 = FL to I1, SECTOR 2 = I1 to I2, SECTOR 3 = I2 to FL, DIFF = Difference To Personal Best Lap, P = Crossed Finish Line in Pit Lane, D = Time Disallowed

11 - D1	38.605	117.7	43.722	134.7	IN PIT		5:32.152	<b>P</b>	32.17	3:32.249	12:42:15.995
12 - D1	OUTLAP	117.5	44.231	134.4	45.927	124.5	2:13.370		80.13	13.467	12:44:29.365
13 - D1	38.076	117.7	43.728	133.9	40.426	124.2	2:02.230		87.44	2.327	12:46:31.595
14 - D1	38.297	117.3	43.654	135.0	IN PIT		3:46.318	<b>P</b>	47.22	1:46.415	12:50:17.913
15 - D2	OUTLAP	118.3	43.253	135.2	40.126	124.7	2:10.906		81.64	11.003	12:52:28.819
16 - D2	37.910	<b>118.7</b>	43.028	<b>138.8</b>	40.093	124.2	2:01.031	<b>(2)</b>	88.30	1.128	12:54:29.850
17 - D2	38.305	116.3	43.419	<b>136.3</b>	40.050	124.2	2:01.774		87.76	1.871	12:56:31.624
18 - D2	38.131	118.1	43.202	136.1	40.159	124.7	2:01.492	<b>(3)</b>	87.97	1.589	12:58:33.116
19 - D2	38.355	117.5	43.623	135.0	IN PIT		4:31.367	<b>P</b>	39.38	2:31.464	13:03:04.483
20 - D2	OUTLAP	115.3	45.086	124.9	40.479	124.7	2:08.951		82.88	9.048	13:05:13.434
21 - D2	<b>37.625</b>	118.1	<b>42.721</b>	135.8	<b>39.557</b>	<b>125.2</b>	<b>1:59.903</b>	<b>(1)</b>	<b>89.13</b>		<b>13:07:13.337</b>

### P19 42 GT4S Century Motorsport

BMW M4 GT4

IDEAL LAP TIME : 1:59.794

BEST LAP TIME : 1:59.921

DIFFERENCE : 0.127

D1: Ben TUCK

D2: Ben GREEN

LAP	SECTOR 1	SECTOR 2	SECTOR 3	LAP TIME	MPH	DIFF	TIME OF DAY				
1 - D1	OUTLAP	115.9	43.338	134.4	40.661	125.2	2:08.564	83.13	8.643	12:12:45.448	
2 - D1	37.760	118.3	<b>42.730</b>	<b>136.9</b>	<b>39.431</b>	125.4	<b>1:59.921</b>	<b>(1)</b>	<b>89.12</b>		<b>12:14:45.369</b>
3 - D1	<b>37.633</b>	118.1	42.775	136.3	39.567	125.6	1:59.975	<b>(2)</b>	89.08	0.054	12:16:45.344
4 - D1	37.661	118.3	43.519	136.3	39.696	126.1	2:00.876		88.42	0.955	12:18:46.220
5 - D1	37.933	118.9	43.149	136.3	39.755	126.1	2:00.837		88.45	0.916	12:20:47.057
6 - D1	37.869	118.5	42.936	135.8	IN PIT		6:01.185	<b>P</b>	29.59	4:01.264	12:26:48.242
7 - D1	OUTLAP	117.9	43.493	135.8	39.565	126.3	2:05.033		85.48	5.112	12:28:53.275
8 - D1	38.276	116.1	43.172	136.6	40.204	126.8	2:01.652		87.85	1.731	12:30:54.927
9 - D1	37.770	118.7	43.230	135.5	39.536	126.3	2:00.536		88.67	0.615	12:32:55.463
10 - D1	38.189	118.7	43.121	136.3	39.524	126.1	2:00.834		88.45	0.913	12:34:56.297
11 - D1	37.728	118.3	43.112	135.5	40.398	125.9	2:01.238		88.15	1.317	12:36:57.535
12 - D1	37.914	119.4	43.311	136.6	39.573	126.1	2:00.798		88.47	0.877	12:38:58.333
13 - D1	38.218	118.7	43.487	136.6	IN PIT		3:49.886	<b>P</b>	46.49	1:49.965	12:42:48.219
14 - D2	OUTLAP	117.9	43.456	136.3	40.422	124.5	2:06.375		84.57	6.454	12:44:54.594
15 - D2	38.008	119.1	43.538	136.3	39.943	125.9	2:01.489		87.97	1.568	12:46:56.083
16 - D2	37.651	119.8	43.086	135.8	39.787	126.3	2:00.524		88.68	0.603	12:48:56.607
17 - D2	37.911	119.4	43.255	136.1	39.749	125.9	2:00.915		88.39	0.994	12:50:57.522
18 - D2	37.882	119.4	43.255	136.1	39.630	126.3	2:00.767		88.50	0.846	12:52:58.289
19 - D2	37.829	119.8	43.155	136.3	IN PIT		5:50.566	<b>P</b>	30.48	3:50.645	12:58:48.855
20 - D2	OUTLAP	114.9	43.438	136.1	40.456	126.3	2:06.244		84.66	6.323	13:00:55.099
21 - D2	37.659	<b>120.2</b>	43.189	<b>136.9</b>	39.558	126.6	2:00.406	<b>(3)</b>	88.76	0.485	13:02:55.505
22 - D2	38.334	119.6	43.639	136.6	IN PIT		3:26.782	<b>P</b>	51.68	1:26.861	13:06:22.287
23 - D2	OUTLAP	119.6	43.689	132.3	39.752	<b>127.0</b>	2:04.955		85.53	5.034	13:08:27.242
24 - D2	37.874	118.9	43.349	136.6	41.958	<b>127.0</b>	2:03.181		86.76	3.260	13:10:30.423

### P20 4 GT4S Tolman Motorsport Ltd

McLaren 570S GT4

IDEAL LAP TIME : 1:59.914

BEST LAP TIME : 1:59.931

DIFFERENCE : 0.017

D1: Michael O'BRIEN

D2: Charlie FAGG

LAP	SECTOR 1	SECTOR 2	SECTOR 3	LAP TIME	MPH	DIFF	TIME OF DAY				
1 - D2	OUTLAP	117.1	43.298	<b>135.8</b>	41.148	124.2	2:07.688	83.70	7.757	12:12:38.242	
2 - D2	37.929	117.5	43.080	135.2	40.172	123.5	2:01.181		88.19	1.250	12:14:39.423
3 - D2	37.765	117.7	42.977	<b>135.8</b>	39.767	123.5	2:00.509	<b>(3)</b>	88.69	0.578	12:16:39.932
4 - D2	37.822	117.5	43.012	135.5	39.998	123.5	2:00.832		88.45	0.901	12:18:40.764
5 - D2	38.192	117.3	43.818	130.8	IN PIT		3:34.494	<b>P</b>	49.82	1:34.563	12:22:15.258
6 - D1	OUTLAP	116.7	43.496	135.5	40.642	124.0	2:10.909		81.64	10.978	12:24:26.167
7 - D1	38.024	117.5	43.173	135.2	40.021	124.2	2:01.218		88.17	1.287	12:26:27.385
8 - D1	38.139	117.3	43.634	135.0	39.911	124.2	2:01.684		87.83	1.753	12:28:29.069
9 - D1	38.427	116.9	43.150	135.0	39.964	124.2	2:01.541		87.93	1.610	12:30:30.610
10 - D1	37.999	117.1	48.141	116.3	41.325	124.5	2:07.465		83.85	7.534	12:32:38.075
11 - D1	38.122	117.5	43.379	135.5	42.195	<b>124.9</b>	2:03.696		86.40	3.765	12:34:41.771
12 - D1	37.907	118.1	45.731	112.2	40.597	124.7	2:04.235		86.03	4.304	12:36:46.006
13 - D1	38.068	117.7	43.491	134.7	IN PIT		5:34.294	<b>P</b>	31.97	3:34.363	12:42:20.300
14 - D1	OUTLAP	112.9	44.867	134.4	41.528	124.5	2:13.844		79.85	13.913	12:44:34.144
15 - D1	<b>37.494</b>	117.9	43.987	134.4	41.220	124.2	2:02.701		87.10	2.770	12:46:36.845
16 - D1	37.543	117.9	42.859	135.0	39.593	124.5	1:59.995	<b>(2)</b>	89.07	0.064	12:48:36.840
17 - D1	37.649	117.3	43.443	134.7	IN PIT		3:13.073	<b>P</b>	55.35	1:13.142	12:51:49.913
18 - D2	OUTLAP	86.5	47.363	134.2	41.436	124.0	2:16.192		78.47	16.261	12:54:06.105

Snetterton 300

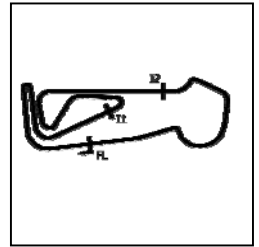
Circuit Length = 2.9689 miles

Start: 12:10 Flag 13:10 End: 13:13

Weather / Track : Overcast / Dry

# British GT Championship

## FREE PRACTICE 2 - SECTOR ANALYSIS



SECTOR 1 = FL to I1, SECTOR 2 = I1 to I2, SECTOR 3 = I2 to FL, DIFF = Difference To Personal Best Lap, P = Crossed Finish Line in Pit Lane, D = Time Disallowed

19 - D2	37.690	117.7	42.916	135.0	39.951	124.0	2:00.557	88.65	0.626	12:56:06.662
20 - D2	37.854	117.7	43.542	135.0	39.910	124.0	2:01.306	88.10	1.375	12:58:07.968
<b>21 - D2</b>	<b>37.511</b>	<b>117.5</b>	<b>42.849</b>	<b>135.0</b>	<b>39.571</b>	<b>124.2</b>	<b>1:59.931 (1)</b>	<b>89.11</b>		<b>13:00:07.899</b>
22 - D2	37.799	117.1	42.975	135.0	IN PIT		3:57.666	P	44.97	1:57.735
23 - D2	OUTLAP	117.9	43.529	134.7	IN PIT		3:37.930	P	49.04	1:37.999

### P21 43 GT4S Century Motorsport

### BMW M4 GT4

IDEAL LAP TIME : 1:59.914

BEST LAP TIME : 1:59.939

DIFFERENCE : 0.025

D1: Aleksander SCHJERPEN D2: Jack MITCHELL

LAP	SECTOR 1	SECTOR 2	SECTOR 3	LAP TIME	MPH	DIFF	TIME OF DAY			
1 - D1	OUTLAP	96.2	46.063	135.8	42.534	124.7	2:21.351	75.61	21.412	12:13:13.449
2 - D1	41.021	117.1	43.626	136.9	40.998	124.9	2:05.645	85.06	5.706	12:15:19.094
3 - D1	38.482	117.9	43.467	137.2	40.553	125.9	2:02.502	87.24	2.563	12:17:21.596
4 - D1	38.147	118.1	43.178	137.5	40.368	126.1	2:01.693	87.82	1.754	12:19:23.289
5 - D1	38.597	118.5	43.469	137.5	41.585	125.9	2:03.651	86.43	3.712	12:21:26.940
6 - D1	38.173	118.5	43.354	<b>138.3</b>	40.792	125.9	2:02.319	87.37	2.380	12:23:29.259
7 - D1	38.139	117.9	43.457	137.7	40.246	126.3	2:01.842	87.72	1.903	12:25:31.101
8 - D1	38.465	118.3	44.119	138.0	IN PIT		3:57.627	P	44.97	1:57.688
9 - D1	OUTLAP	116.9	43.683	136.9	41.048	126.6	2:07.458	83.85	7.519	12:31:36.186
10 - D1	39.058	112.9	43.669	136.6	40.339	126.3	2:03.066	86.84	3.127	12:33:39.252
11 - D1	38.000	118.3	43.473	136.1	40.269	126.6	2:01.742	87.79	1.803	12:35:40.994
12 - D1	39.161	115.5	43.486	136.1	40.231	<b>127.5</b>	2:02.878	86.98	2.939	12:37:43.872
13 - D1	38.067	118.3	43.470	136.3	40.300	126.8	2:01.837	87.72	1.898	12:39:45.709
14 - D1	38.103	118.5	43.250	136.9	IN PIT		5:09.676	P	34.51	3:09.737
15 - D1	OUTLAP	116.9	44.761	136.6	40.847	126.3	2:10.158	82.11	10.219	12:47:05.543
16 - D1	37.893	118.9	43.064	136.9	39.957	126.8	2:00.914	<b>(3)</b>	88.39	0.975
17 - D1	37.742	118.3	43.408	136.9	39.813	126.6	2:00.963	88.35	1.024	12:51:07.420
18 - D1	37.790	118.1	43.205	137.2	IN PIT		3:45.645	P	47.36	1:45.706
19 - D2	OUTLAP	118.5	43.102	137.2	40.015	126.3	2:05.044	85.47	5.105	12:56:58.109
20 - D2	37.723	118.9	<b>42.839</b>	136.9	39.877	126.8	2:00.439	<b>(2)</b>	88.74	0.500
<b>21 - D2</b>	<b>37.515</b>	119.8	42.864	136.9	<b>39.560</b>	126.3	<b>1:59.939 (1)</b>	<b>89.11</b>		<b>13:00:58.487</b>
22 - D2	38.588	119.4	43.335	136.9	IN PIT		6:49.544	P	26.09	4:49.605
23 - D2	OUTLAP	<b>120.2</b>	43.574	137.2	39.852	127.0	2:06.156	84.72	6.217	13:09:54.187

### P22 72 GT4PA Track-Club

### McLaren 570S GT4

IDEAL LAP TIME : 2:00.116

BEST LAP TIME : 2:00.136

DIFFERENCE : 0.020

D1: Adam BALON D2: Ben BARNICOAT

LAP	SECTOR 1	SECTOR 2	SECTOR 3	LAP TIME	MPH	DIFF	TIME OF DAY			
1 - D1	OUTLAP	76.6	52.654	97.2	45.661	124.0	2:27.653	72.38	27.517	12:13:01.280
2 - D1	39.604	117.9	43.368	135.8	40.297	124.2	2:03.269	86.70	3.133	12:15:04.549
3 - D1	37.953	116.5	43.055	136.1	40.041	123.3	2:01.049	<b>(3)</b>	88.29	0.913
4 - D1	37.868	117.7	43.793	133.1	43.774	124.0	2:05.435	85.20	5.299	12:19:11.033
5 - D1	39.065	116.9	43.752	115.3	43.299	124.0	2:06.116	84.74	5.980	12:21:17.149
6 - D1	38.158	116.7	43.128	135.5	40.261	123.3	2:01.547	87.93	1.411	12:23:18.696
7 - D1	38.005	117.3	43.283	134.7	39.992	123.3	2:01.280	88.12	1.144	12:25:19.976
8 - D1	37.994	<b>118.1</b>	43.402	135.2	40.037	123.8	2:01.433	88.01	1.297	12:27:21.409
9 - D1	38.203	117.1	43.106	135.8	IN PIT		4:32.115	P	39.27	2:31.979
10 - D2	OUTLAP	115.7	47.472	114.9	42.126	124.5	2:12.452	80.69	12.316	12:34:05.976
11 - D2	38.135	117.3	43.177	135.2	39.947	<b>124.9</b>	2:01.259	88.14	1.123	12:36:07.235
12 - D2	37.758	117.3	43.111	136.1	43.761	<b>124.9</b>	2:04.630	85.75	4.494	12:38:11.865
13 - D2	38.260	117.3	43.083	136.1	40.985	<b>124.9</b>	2:02.328	87.37	2.192	12:40:14.193
<b>14 - D2</b>	<b>37.520</b>	117.3	<b>42.899</b>	136.1	39.717	<b>124.9</b>	<b>2:00.136 (1)</b>	<b>88.96</b>		<b>12:42:14.329</b>
15 - D2	37.929	117.1	43.453	135.2	IN PIT		4:15.809	P	41.78	2:15.673
16 - D2	OUTLAP	116.5	44.207	135.0	39.910	124.5	2:05.520	85.15	5.384	12:48:35.658
17 - D2	38.030	115.5	45.339	135.2	<b>39.697</b>	124.0	2:03.066	86.84	2.930	12:50:38.724
18 - D2	37.772	116.7	42.944	135.2	39.699	124.5	2:00.415	<b>(2)</b>	88.76	0.279
19 - D2	38.432	117.1	43.110	<b>136.3</b>	39.817	124.0	2:01.359	88.06	1.223	12:54:40.498
20 - D2	37.788	116.9	43.203	135.8	IN PIT		3:52.857	P	45.89	1:52.721
21 - D1	OUTLAP	112.7	44.051	135.2	40.475	122.6	2:09.226	82.70	9.090	13:00:42.581
22 - D1	38.701	116.7	43.488	135.8	40.672	124.5	2:02.861	86.99	2.725	13:02:45.442
23 - D1	38.263	117.9	43.126	135.2	39.948	124.5	2:01.337	88.08	1.201	13:04:46.779
24 - D1	38.090	117.7	43.744	134.7	40.620	124.7	2:02.454	87.28	2.318	13:06:49.233
25 - D1	38.265	117.3	43.354	135.2	40.014	124.7	2:01.633	87.87	1.497	13:08:50.866

Weather / Track : Overcast / Dry

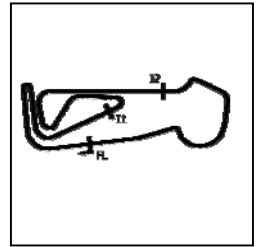
Snetterton 300

Circuit Length = 2.9689 miles

Start: 12:10 Flag 13:10 End: 13:13

# British GT Championship

## FREE PRACTICE 2 - SECTOR ANALYSIS



SECTOR 1 = FL to I1, SECTOR 2 = I1 to I2, SECTOR 3 = I2 to FL, DIFF = Difference To Personal Best Lap, P = Crossed Finish Line in Pit Lane, D = Time Disallowed  
 26 - D1 38.130 117.5 43.143 136.1 40.070 122.9 2:01.343 88.08 1.207 13:10:52.209

P23		5 GT4S		Tolman Motorsport Ltd		McLaren 570S GT4				
IDEAL LAP TIME : 2:00.063		BEST LAP TIME : 2:00.314		DIFFERENCE : 0.251						
D1: Lewis PROCTOR		D2: Jordan ALBERT								
LAP	SECTOR 1	SECTOR 2	SECTOR 3	LAP TIME	MPH	DIFF	TIME OF DAY			
1 - D2	OUTLAP	118.5	<b>42.863</b>	137.7	39.518	125.6	2:03.811	86.32	3.497	12:13:31.959
2 - D2	38.317	116.5	43.002	137.7	39.830	124.9	2:01.149	88.22	0.835	12:15:33.108
3 - D2	37.884	118.5	42.881	137.7	40.109	125.9	2:00.874	88.42	0.560	12:17:33.982
4 - D2	39.025	118.9	43.043	136.3	40.172	125.2	2:02.240	87.43	1.926	12:19:36.222
<b>5 - D2</b>	<b>37.870</b>	<b>118.3</b>	<b>42.874</b>	<b>138.0</b>	<b>39.570</b>	<b>125.6</b>	<b>2:00.314 (1)</b>	<b>88.83</b>		<b>12:21:36.536</b>
6 - D2	38.088	117.7	43.023	137.2	39.540	125.2	2:00.651 (3)	88.58	0.337	12:23:37.187
7 - D2	37.805	118.1	43.772	137.7	IN PIT		3:42.659 P	48.00	1:42.345	12:27:19.846
8 - D1	OUTLAP	118.9	46.147	120.0	40.968	126.1	2:10.434	81.94	10.120	12:29:30.280
9 - D1	38.349	118.7	43.511	137.7	40.213	126.3	2:02.073	87.55	1.759	12:31:32.353
10 - D1	38.129	118.7	43.073	137.7	39.993	126.3	2:01.195	88.18	0.881	12:33:33.548
11 - D1	38.132	118.9	43.350	138.3	39.891	126.8	2:01.373	88.05	1.059	12:35:34.921
12 - D1	38.040	119.8	43.259	138.6	39.972	126.6	2:01.271	88.13	0.957	12:37:36.192
13 - D1	39.369	119.4	43.996	138.0	40.826	126.6	2:04.191	86.06	3.877	12:39:40.383
14 - D1	37.974	119.4	43.231	137.7	40.112	126.8	2:01.317	88.10	1.003	12:41:41.700
15 - D1	37.993	119.8	43.341	137.7	40.257	126.6	2:01.591	87.90	1.277	12:43:43.291
16 - D1	37.869	119.1	43.234	138.3	40.047	126.3	2:01.150	88.22	0.836	12:45:44.441
17 - D1	38.320	119.8	43.476	138.3	40.143	126.6	2:01.939	87.65	1.625	12:47:46.380
18 - D1	37.802	120.0	43.867	137.7	40.822	126.3	2:02.491	87.25	2.177	12:49:48.871
19 - D1	38.109	<b>120.4</b>	43.295	138.0	39.995	126.3	2:01.399	88.04	1.085	12:51:50.270
20 - D1	37.941	119.8	43.305	138.0	IN PIT		3:16.977 P	54.26	1:16.663	12:55:07.247
21 - D2	OUTLAP	118.3	43.746	137.7	<b>39.508</b>	125.9	2:04.453	85.88	4.139	12:57:11.700
22 - D2	38.200	110.0	43.485	138.0	40.293	126.1	2:01.978	87.62	1.664	12:59:13.678
23 - D2	37.947	118.5	43.132	137.7	39.664	126.3	2:00.743	88.51	0.429	13:01:14.421
24 - D2	<b>37.692</b>	119.1	43.227	136.9	39.731	125.6	2:00.650 (2)	88.58	0.336	13:03:15.071
25 - D2	38.120	118.9	43.037	138.0	IN PIT		4:09.854 P	42.77	2:09.540	13:07:24.925
26 - D2	OUTLAP	119.4	43.263	<b>139.5</b>	40.513	<b>127.8</b>	2:07.299	83.96	6.985	13:09:32.224

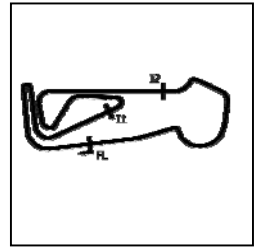
P24		68 GT4S		Steller Performance		Toyota GT86				
IDEAL LAP TIME : 2:00.138		BEST LAP TIME : 2:00.401		DIFFERENCE : 0.263						
D1: Tom CANNING		D2: Sennan FIELDING								
LAP	SECTOR 1	SECTOR 2	SECTOR 3	LAP TIME	MPH	DIFF	TIME OF DAY			
1 - D2	OUTLAP	115.1	43.772	139.5	40.248	128.0	2:07.795	83.63	7.394	12:12:53.803
2 - D2	38.052	119.1	43.119	139.5	40.148	128.3	2:01.319	88.09	0.918	12:14:55.122
3 - D2	38.038	121.3	42.991	<b>140.1</b>	<b>39.585</b>	128.0	2:00.614	88.61	0.213	12:16:55.736
4 - D2	37.745	121.1	42.913	138.9	IN PIT		6:52.130 P	25.93	4:51.729	12:23:47.866
5 - D1	OUTLAP	114.7	43.954	138.9	40.634	128.8	2:08.916	82.90	8.515	12:25:56.782
6 - D1	38.165	119.8	43.251	138.6	40.135	128.8	2:01.551	87.93	1.150	12:27:58.333
7 - D1	38.116	120.2	43.157	139.2	39.898	129.5	2:01.171	88.20	0.770	12:29:59.504
8 - D1	37.864	119.8	43.522	139.8	40.072	<b>130.3</b>	2:01.458	87.99	1.057	12:32:00.962
9 - D1	37.903	119.4	43.152	<b>140.1</b>	39.942	129.5	2:00.997	88.33	0.596	12:34:01.959
10 - D1	<b>37.664</b>	120.9	43.030	139.2	39.816	130.0	2:00.510 (3)	88.69	0.109	12:36:02.469
11 - D1	37.859	120.6	42.948	139.5	39.941	<b>130.3</b>	2:00.748	88.51	0.347	12:38:03.217
12 - D1	38.013	120.0	43.332	139.8	39.823	129.8	2:01.168	88.20	0.767	12:40:04.385
13 - D1	37.972	120.4	42.974	138.6	39.930	129.5	2:00.876	88.42	0.475	12:42:05.261
14 - D1	37.780	120.4	43.061	138.9	39.651	129.8	2:00.492 (2)	88.70	0.091	12:44:05.753
15 - D1	37.895	120.6	43.266	139.5	39.653	129.8	2:00.814	88.46	0.413	12:46:06.567
16 - D1	37.791	121.3	43.090	139.8	39.824	<b>130.3</b>	2:00.705	88.54	0.304	12:48:07.272
17 - D1	38.153	118.3	43.024	139.5	40.126	129.8	2:01.303	88.11	0.902	12:50:08.575
18 - D1	37.793	120.9	43.251	139.2	39.867	130.0	2:00.911	88.39	0.510	12:52:09.486
19 - D1	37.873	120.6	42.951	<b>140.1</b>	39.808	129.5	2:00.632	88.60	0.231	12:54:10.118
20 - D1	37.978	120.4	43.151	138.9	40.035	130.0	2:01.164	88.21	0.763	12:56:11.282
21 - D1	37.881	120.4	43.227	138.9	39.704	129.5	2:00.812	88.46	0.411	12:58:12.094
22 - D1	37.797	120.6	43.140	139.2	39.934	129.0	2:00.871	88.42	0.470	13:00:12.965
23 - D1	37.963	120.6	43.047	139.5	39.814	129.5	2:00.824	88.45	0.423	13:02:13.789
<b>24 - D1</b>	<b>37.685</b>	<b>121.7</b>	<b>42.889</b>	<b>140.1</b>	<b>39.827</b>	<b>129.8</b>	<b>2:00.401 (1)</b>	<b>88.77</b>		<b>13:04:14.190</b>
25 - D1	38.102	120.4	43.229	<b>140.1</b>	42.452	83.6	2:03.783	86.34	3.382	13:06:17.973

Weather / Track : Overcast / Dry

Snetterton 300  
 Circuit Length = 2.9689 miles  
 Start: 12:10 Flag 13:10 End: 13:13

# British GT Championship

## FREE PRACTICE 2 - SECTOR ANALYSIS



SECTOR 1 = FL to I1, SECTOR 2 = I1 to I2, SECTOR 3 = I2 to FL, DIFF = Difference To Personal Best Lap, P = Crossed Finish Line in Pit Lane, D = Time Disallowed

P25 55 GT4S HHC Motorsport			Ginetta G55 GT4								
IDEAL LAP TIME : 2:00.245		BEST LAP TIME : 2:00.558		DIFFERENCE : 0.313							
D1: Callum POINTON		D2: Patrik MATTHIESEN									
LAP	SECTOR 1	SECTOR 2	SECTOR 3	LAP TIME	MPH	DIFF	TIME OF DAY				
1 - D2	OUTLAP	112.5	43.546	129.0	41.915	118.7	2:08.969	82.87	8.411	12:14:01.774	
2 - D2	38.899	114.3	44.558	129.8	40.398	119.8	2:03.855	86.29	3.297	12:16:05.629	
3 - D2	38.160	114.3	43.909	129.5	40.242	118.9	2:02.311	87.38	1.753	12:18:07.940	
4 - D2	38.241	113.5	42.977	129.8	40.352	119.4	2:01.570	87.91	1.012	12:20:09.510	
5 - D2	38.402	113.7	43.115	129.3	39.894	119.6	2:01.411	88.03	0.853	12:22:10.921	
6 - D2	38.353	114.3	43.016	<b>130.5</b>	40.174	119.8	2:01.543	87.93	0.985	12:24:12.464	
7 - D2	38.327	114.1	42.974	<b>130.5</b>	IN PIT		4:36.425	<b>P</b>	38.66	2:35.867	12:28:48.889
8 - D2	OUTLAP	112.9	43.143	130.0	40.244	121.1	2:06.812	84.28	6.254	12:30:55.701	
9 - D2	38.137	113.9	<b>42.964</b>	130.0	39.910	120.2	2:01.011	88.32	0.453	12:32:56.712	
10 - D2	38.223	113.7	43.094	129.5	39.677	120.4	2:00.994	<b>(3)</b>	88.33	0.436	12:34:57.706
11 - D2	37.989	114.7	43.068	129.8	39.842	120.2	2:00.899	<b>(2)</b>	88.40	0.341	12:36:58.605
12 - D2	39.792	113.3	43.173	130.0	40.117	120.4	2:03.082	86.83	2.524	12:39:01.687	
13 - D2	37.819	114.5	43.524	128.5	40.511	120.0	2:01.854	87.71	1.296	12:41:03.541	
14 - D2	38.428	113.3	43.405	129.3	IN PIT		4:36.365	<b>P</b>	38.67	2:35.807	12:45:39.906
15 - D1	OUTLAP	113.5	43.776	129.5	40.403	121.1	2:08.566	83.13	8.008	12:47:48.472	
16 - D1	39.225	114.7	43.802	129.5	40.146	120.4	2:03.173	86.77	2.615	12:49:51.645	
17 - D1	38.148	114.9	43.570	129.0	39.994	120.0	2:01.712	87.81	1.154	12:51:53.357	
18 - D1	38.144	114.5	43.684	128.8	39.749	120.2	2:01.577	87.91	1.019	12:53:54.934	
19 - D1	38.071	114.7	43.560	128.8	39.774	120.6	2:01.405	88.03	0.847	12:55:56.339	
20 - D1	38.163	113.3	43.881	128.0	IN PIT		6:04.878	<b>P</b>	29.29	4:04.320	13:02:01.217
21 - D1	OUTLAP	113.7	43.580	128.8	40.121	120.9	2:05.347	85.26	4.789	13:04:06.564	
<b>22 - D1</b>	<b>37.806</b>	114.5	43.277	128.8	<b>39.475</b>	121.3	<b>2:00.558</b>	<b>(1)</b>	<b>88.65</b>		<b>13:06:07.122</b>
23 - D1	38.079	114.5	43.258	129.3	39.737	<b>121.7</b>	2:01.074	88.27	0.516	13:08:08.196	
24 - D1	37.942	<b>115.1</b>	43.388	129.0	39.791	121.1	2:01.121	88.24	0.563	13:10:09.317	

P26 50 GT4PA HHC Motorsport			Ginetta G55 GT4								
IDEAL LAP TIME : 2:00.476		BEST LAP TIME : 2:00.571		DIFFERENCE : 0.095							
D1: Mike NEWBOULD		D2: Will BURNS									
LAP	SECTOR 1	SECTOR 2	SECTOR 3	LAP TIME	MPH	DIFF	TIME OF DAY				
1 - D1	OUTLAP	106.5	45.500	127.5	42.954	118.1	2:15.243	79.02	14.672	12:14:25.476	
2 - D1	39.950	112.2	44.617	127.8	42.254	117.7	2:06.821	84.27	6.250	12:16:32.297	
3 - D1	39.854	112.0	44.978	<b>128.3</b>	41.596	118.7	2:06.428	84.53	5.857	12:18:38.725	
4 - D1	39.714	111.8	44.171	127.8	43.472	118.5	2:07.357	83.92	6.786	12:20:46.082	
5 - D1	40.054	112.2	45.060	127.5	41.817	118.1	2:06.931	84.20	6.360	12:22:53.013	
6 - D1	39.434	112.4	44.131	<b>128.3</b>	41.812	118.3	2:05.377	85.24	4.806	12:24:58.390	
7 - D1	39.480	112.4	44.535	127.5	42.889	118.3	2:06.904	84.22	6.333	12:27:05.294	
8 - D1	40.039	112.2	45.576	113.3	44.567	114.3	2:10.182	82.10	9.611	12:29:15.476	
9 - D1	40.281	111.4	48.662	122.2	44.996	104.2	2:13.939	79.79	13.368	12:31:29.415	
10 - D1	46.211	91.4	52.443	89.3	IN PIT		5:49.174	<b>P</b>	30.60	3:48.603	12:37:18.589
11 - D2	OUTLAP	112.4	44.071	127.5	40.689	120.2	2:10.303	82.02	9.732	12:39:28.892	
12 - D2	38.060	113.9	43.465	128.0	40.008	120.2	2:01.533	<b>(3)</b>	87.94	0.962	12:41:30.425
13 - D2	38.056	113.3	43.258	<b>128.3</b>	IN PIT		4:29.372	<b>P</b>	39.67	2:28.801	12:45:59.797
14 - D2	OUTLAP	113.5	43.308	127.3	40.142	120.0	2:05.545	85.13	4.974	12:48:05.342	
15 - D2	37.912	113.7	43.201	127.5	39.713	120.0	2:00.826	<b>(2)</b>	88.45	0.255	12:50:06.168
<b>16 - D2</b>	<b>37.815</b>	<b>114.1</b>	43.217	127.3	<b>39.539</b>	120.0	<b>2:00.571</b>	<b>(1)</b>	<b>88.64</b>		<b>12:52:06.739</b>
17 - D2	<b>37.802</b>	<b>114.1</b>	<b>43.135</b>	128.0	IN PIT		7:03.710	<b>P</b>	25.22	5:03.139	12:59:10.449
18 - D2	OUTLAP	112.0	43.945	123.5	40.723	<b>120.4</b>	2:09.870	82.29	9.299	13:01:20.319	
19 - D2	38.014	113.9	44.491	125.9	40.418	118.1	2:02.923	86.94	2.352	13:03:23.242	

P27 77 GT4PA Fox Motorsport			Mercedes-AMG GT4							
IDEAL LAP TIME : 2:00.244		BEST LAP TIME : 2:00.579		DIFFERENCE : 0.335						
D1: Mark MURFIT		D2: Michael BROADHURST								
LAP	SECTOR 1	SECTOR 2	SECTOR 3	LAP TIME	MPH	DIFF	TIME OF DAY			
1 - D1	OUTLAP	112.9	48.438	126.6	42.424	124.0	2:18.664	77.07	18.085	12:12:53.876
2 - D1	39.865	117.7	44.158	137.7	41.360	124.9	2:05.383	85.24	4.804	12:14:59.259
3 - D1	38.918	117.9	44.766	137.2	40.900	124.5	2:04.584	85.79	4.005	12:17:03.843
4 - D1	38.851	117.9	44.214	136.3	41.200	124.0	2:04.265	86.01	3.686	12:19:08.108
5 - D1	38.636	117.9	44.420	<b>138.3</b>	40.714	124.5	2:03.770	86.35	3.191	12:21:11.878

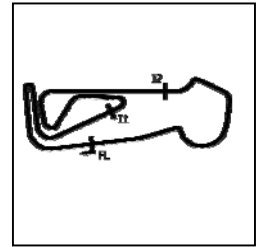
Weather / Track : Overcast / Dry

Snetterton 300  
Circuit Length = 2.9689 miles  
Start: 12:10 Flag 13:10 End: 13:13



# British GT Championship

## FREE PRACTICE 2 - SECTOR ANALYSIS



SECTOR 1 = FL to I1, SECTOR 2 = I1 to I2, SECTOR 3 = I2 to FL, DIFF = Difference To Personal Best Lap, P = Crossed Finish Line in Pit Lane, D = Time Disallowed

6 - D1	38.631	117.5	43.656	137.2	40.986	123.8	2:03.273	86.70	2.694	12:23:15.151	
7 - D1	38.498	117.3	43.535	137.5	IN PIT		4:16.433	P	41.67	2:15.854	12:27:31.584
8 - D1	OUTLAP	112.7	44.938	136.9	41.185	125.4	2:12.236		80.82	11.657	12:29:43.820
9 - D1	38.132	117.5	43.103	137.5	40.168	125.2	2:01.403		88.03	0.824	12:31:45.223
10 - D1	40.438	97.3	48.221	115.9	43.660	124.5	2:12.319		80.77	11.740	12:33:57.542
11 - D1	38.431	117.3	44.079	135.5	40.482	124.9	2:02.992		86.90	2.413	12:36:00.534
12 - D1	38.559	116.9	43.345	136.1	40.139	125.2	2:02.043		87.57	1.464	12:38:02.577
13 - D1	38.458	118.1	43.421	136.6	IN PIT		3:31.207	P	50.60	1:30.628	12:41:33.784
14 - D2	OUTLAP	118.1	45.871	108.9	42.447	125.6	2:12.949		80.39	12.370	12:43:46.733
15 - D2	37.863	118.9	44.509	117.1	40.404	125.9	2:02.776		87.05	2.197	12:45:49.509
16 - D2	38.178	118.5	<b>42.869</b>	138.0	40.319	125.2	2:01.366		88.06	0.787	12:47:50.875
17 - D2	38.123	118.9	43.184	116.9	43.588	125.4	2:04.895		85.57	4.316	12:49:55.770
18 - D2	38.146	119.1	42.889	137.5	IN PIT		3:44.722	P	47.56	1:44.143	12:53:40.492
19 - D2	OUTLAP	118.3	45.114	103.8	40.450	125.2	2:07.432		83.87	6.853	12:55:47.924
20 - D2	<b>37.738</b>	117.9	43.146	136.6	40.108	124.9	2:00.992	(2)	88.33	0.413	12:57:48.916
21 - D2	37.900	118.1	43.210	136.6	IN PIT		3:35.291	P	49.64	1:34.712	13:01:24.207
22 - D2	OUTLAP	112.9	47.054	106.1	43.358	125.9	2:15.783		78.71	15.204	13:03:39.990
<b>23 - D2</b>	<b>37.938</b>	<b>119.4</b>	43.004	136.9	<b>39.637</b>	125.4	<b>2:00.579</b>	(1)	<b>88.63</b>		<b>13:05:40.569</b>
24 - D2	38.374	118.9	43.371	137.5	41.450	<b>126.6</b>	2:03.195		86.75	2.616	13:07:43.764
25 - D2	38.130	118.3	42.877	137.5	40.083	125.2	2:01.090	(3)	88.26	0.511	13:09:44.854

### P28 44 GT4PA Invictus Games Racing

Jaguar F-TYPE SVR GT4

IDEAL LAP TIME : 2:00.640

BEST LAP TIME : 2:00.640

DIFFERENCE : 0.000

D1: Steve MCCULLLEY

D2: Matthew GEORGE

LAP	SECTOR 1	SECTOR 2	SECTOR 3	LAP TIME	MPH	DIFF	TIME OF DAY				
1 - D2	OUTLAP	118.1	47.680	84.0	40.380	125.9	2:10.357	81.99	9.717	12:25:37.131	
2 - D2	38.133	117.5	43.011	<b>137.2</b>	39.872	<b>126.6</b>	2:01.016	(2)	88.31	0.376	12:27:38.147
3 - D2	38.299	118.1	43.344	136.9	40.642	<b>126.6</b>	2:02.285		87.40	1.645	12:29:40.432
<b>4 - D2</b>	<b>37.960</b>	<b>118.3</b>	<b>42.972</b>	136.6	<b>39.708</b>	<b>126.6</b>	<b>2:00.640</b>	(1)	<b>88.59</b>		<b>12:31:41.072</b>
5 - D2	38.700	116.3	46.684	97.2	IN PIT		6:43.406	P	26.49	4:42.766	12:38:24.478
6 - D2	OUTLAP	116.9	43.724	135.5	40.838	125.2	2:07.069		84.11	6.429	12:40:31.547
7 - D2	38.172	117.5	43.091	135.8	40.258	125.9	2:01.521	(3)	87.95	0.881	12:42:33.068
8 - D2	38.851	117.3	45.663	106.3	IN PIT		4:06.491	P	43.36	2:05.851	12:46:39.559
9 - D1	OUTLAP	115.1	45.667	131.0	42.663	124.5	2:13.315		80.17	12.675	12:48:52.874
10 - D1	39.676	115.9	45.675	121.3	42.912	124.2	2:08.263		83.32	7.623	12:51:01.137
11 - D1	39.657	116.3	44.649	134.4	42.297	124.5	2:06.603		84.42	5.963	12:53:07.740
12 - D1	39.147	116.1	44.587	132.3	41.592	124.2	2:05.326		85.28	4.686	12:55:13.066
13 - D1	39.249	116.9	44.534	134.7	41.429	124.5	2:05.212		85.35	4.572	12:57:18.278
14 - D1	39.205	116.9	46.038	134.4	41.806	124.9	2:07.049		84.12	6.409	12:59:25.327
15 - D1	38.806	117.1	44.781	135.2	41.499	125.2	2:05.086		85.44	4.446	13:01:30.413
16 - D1	38.654	117.5	44.315	135.0	41.477	116.1	2:04.446		85.88	3.806	13:03:34.859
17 - D1	39.797	115.3	47.444	109.1	42.667	125.2	2:09.908		82.27	9.268	13:05:44.767
18 - D1	39.267	115.9	45.316	134.4	45.800	103.4	2:10.383		81.97	9.743	13:07:55.150

### P29 22 GT4PA Invictus Games Racing

Jaguar F-TYPE SVR GT4

IDEAL LAP TIME : 2:01.162

BEST LAP TIME : 2:01.230

DIFFERENCE : 0.068

D1: Ben NORFOLK

D2: Jason WOLFE

LAP	SECTOR 1	SECTOR 2	SECTOR 3	LAP TIME	MPH	DIFF	TIME OF DAY				
1 - D1	OUTLAP	101.6	52.599	102.9	IN PIT		5:11.817	P	34.27	3:10.587	12:22:03.571
2 - D2	OUTLAP	117.9	43.623	137.2	41.025	125.9	2:07.594		83.76	6.364	12:24:11.165
3 - D2	38.144	118.7	43.590	<b>137.7</b>	40.440	125.9	2:02.174		87.48	0.944	12:26:13.339
4 - D2	38.872	118.5	44.026	126.3	IN PIT		4:54.003	P	36.35	2:52.773	12:31:07.342
5 - D2	OUTLAP	117.9	44.449	137.2	42.445	126.3	2:09.664		82.42	8.434	12:33:17.006
6 - D2	38.099	<b>119.1</b>	<b>42.979</b>	137.2	40.341	126.8	2:01.419	(2)	88.02	0.189	12:35:18.425
7 - D2	38.334	118.5	45.216	107.3	42.773	127.0	2:06.323		84.60	5.093	12:37:24.748
8 - D2	38.103	118.3	43.117	136.6	40.337	126.8	2:01.557	(3)	87.92	0.327	12:39:26.305
<b>9 - D2</b>	38.022	118.9	42.981	136.9	<b>40.227</b>	<b>127.8</b>	<b>2:01.230</b>	(1)	<b>88.16</b>		<b>12:41:27.535</b>
10 - D2	<b>37.956</b>	115.1	46.834	104.6	42.095	126.6	2:06.885		84.23	5.655	12:43:34.420
11 - D2	39.225	118.1	43.917	126.1	IN PIT		4:23.595	P	40.54	2:22.365	12:47:58.015
12 - D1	OUTLAP	99.5	45.882	135.5	42.026	125.4	2:15.552		78.84	14.322	12:50:13.567
13 - D1	39.702	116.9	45.005	135.8	42.178	124.0	2:06.885		84.23	5.655	12:52:20.452
14 - D1	39.871	116.9	45.080	136.1	41.866	125.2	2:06.817		84.27	5.587	12:54:27.269
15 - D1	41.101	99.1	45.332	136.9	42.022	125.2	2:08.455		83.20	7.225	12:56:35.724

Snetterton 300

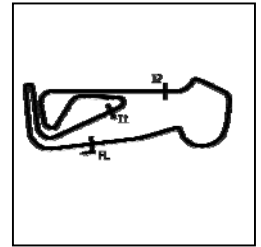
Circuit Length = 2.9689 miles

Start: 12:10 Flag 13:10 End: 13:13

Weather / Track : Overcast / Dry

# British GT Championship

## FREE PRACTICE 2 - SECTOR ANALYSIS



SECTOR 1 = FL to I1, SECTOR 2 = I1 to I2, SECTOR 3 = I2 to FL, DIFF = Difference To Personal Best Lap, P = Crossed Finish Line in Pit Lane, D = Time Disallowed

16 - D1	41.082	117.5	44.539	136.6	41.647	125.6	2:07.268	83.98	6.038	12:58:42.992
17 - D1	39.718	117.5	44.547	136.1	41.554	125.4	2:05.819	84.94	4.589	13:00:48.811
18 - D1	39.175	117.5	43.900	136.3	41.466	125.4	2:04.541	85.81	3.311	13:02:53.352
19 - D1	38.927	110.9	45.530	124.5	42.035	124.7	2:06.492	84.49	5.262	13:04:59.844
20 - D1	40.333	116.5	44.076	136.1	41.825	125.9	2:06.234	84.66	5.004	13:07:06.078
21 - D1	38.882	117.7	44.464	135.8	41.866	125.6	2:05.212	85.35	3.982	13:09:11.290

P30 86 GT4S Steller Performance		Toyota GT86								
IDEAL LAP TIME : 2:02.272		BEST LAP TIME : 2:02.307			DIFFERENCE : 0.035					
D1: Dean MACDONALD		D2: Alex QUINN								
LAP	SECTOR 1	SECTOR 2		SECTOR 3		LAP TIME	MPH	DIFF	TIME OF DAY	
1 - D1	OUTLAP	109.4	45.230	132.6	IN PIT	4:08.888	P 42.94	2:06.581	12:15:12.906	
2 - D1	OUTLAP	114.9	44.259	133.9	40.386	123.3	2:11.320	81.38	9.013	12:17:24.226
3 - D1	38.894	<b>116.3</b>	43.754	134.2	40.105	<b>124.2</b>	2:02.753	(3) 87.06	0.446	12:19:26.979
4 - D1	38.957	116.1	43.877	134.2	IN PIT		10:45.803	P 16.55	8:43.496	12:30:12.782
5 - D1	OUTLAP	109.6	1:14.808	44.5	IN PIT		10:30.511	P 16.95	8:28.204	12:40:43.293
6 - D1	OUTLAP	111.8	44.431	132.3	40.714	122.6	2:12.556	80.63	10.249	12:42:55.849
7 - D1	38.747	115.5	43.809	133.6	<b>40.002</b>	123.3	2:02.558	(2) 87.20	0.251	12:44:58.407
<b>8 - D1</b>	<b>38.566</b>	115.3	<b>43.704</b>	132.8	40.037	122.9	<b>2:02.307</b>	(1) <b>87.38</b>		<b>12:47:00.714</b>
9 - D1	38.623	116.1	43.731	133.4	IN PIT		4:57.622	P 35.91	2:55.315	12:51:58.336

P31 88 GT4S Team HARD. with Trade Price Cars		Ginetta G55 GT4								
IDEAL LAP TIME : 2:02.359		BEST LAP TIME : 2:02.700			DIFFERENCE : 0.341					
D1: Joshua JACKSON		D2: Benjamin WALLACE								
LAP	SECTOR 1	SECTOR 2		SECTOR 3		LAP TIME	MPH	DIFF	TIME OF DAY	
1 - D2	OUTLAP	67.5	57.403	70.9	49.902	119.1	2:38.641	67.37	35.941	12:14:12.774
2 - D2	42.652	71.6	58.416	77.4	IN PIT		8:08.977	P 21.85	6:06.277	12:22:21.751
3 - D2	OUTLAP	72.7	49.040	112.0	IN PIT		9:17.446	P 19.17	7:14.746	12:31:39.197
4 - D2	OUTLAP	112.7	45.261	104.3	45.361	120.2	2:13.948	79.79	11.248	12:33:53.145
5 - D2	39.067	112.9	52.805	105.1	IN PIT		23:04.925	P 7.71	21:02.225	12:56:58.070
6 - D2	OUTLAP	109.1	45.607	126.8	42.966	119.8	2:14.796	79.29	12.096	12:59:12.866
7 - D2	39.802	113.3	45.234	127.8	41.292	120.9	2:06.328	84.60	3.628	13:01:19.194
8 - D2	38.496	113.3	44.326	129.5	40.835	120.0	2:03.657	86.43	0.957	13:03:22.851
<b>9 - D2</b>	<b>38.285</b>	<b>113.7</b>	43.856	129.3	40.559	120.2	<b>2:02.700</b>	(1) <b>87.10</b>		<b>13:05:25.551</b>
10 - D2	38.529	112.9	43.743	129.3	40.679	<b>121.5</b>	2:02.951	(2) 86.92	0.251	13:07:28.502
11 - D2	39.144	113.5	43.664	<b>129.8</b>	40.749	<b>121.5</b>	2:03.557	(3) 86.50	0.857	13:09:32.059
12 - D2	39.861	113.5	<b>43.588</b>	129.0	<b>40.486</b>	120.6	2:03.935	86.23	1.235	13:11:35.994

P32 34 GT4PA Team HARD. with Trade Price Cars		Ginetta G55 GT4								
IDEAL LAP TIME : 2:04.667		BEST LAP TIME : 2:04.667			DIFFERENCE : 0.000					
D1: Anna WALEWSKA		D2: Callum HAWKINS-ROW								
LAP	SECTOR 1	SECTOR 2		SECTOR 3		LAP TIME	MPH	DIFF	TIME OF DAY	
1 - D2	OUTLAP	110.3	47.683	117.7	44.698	118.7	2:20.181	76.24	15.514	12:14:57.301
2 - D2	40.512	111.8	45.281	128.0	42.619	119.1	2:08.412	83.23	3.745	12:17:05.713
3 - D2	39.730	112.7	45.131	129.0	42.042	<b>120.0</b>	2:06.903	84.22	2.236	12:19:12.616
4 - D2	39.702	<b>112.9</b>	44.619	128.8	41.602	119.6	2:05.923	(2) 84.87	1.256	12:21:18.539
<b>5 - D2</b>	<b>39.167</b>	112.7	<b>44.258</b>	129.3	<b>41.242</b>	119.1	<b>2:04.667</b>	(1) <b>85.73</b>		<b>12:23:23.206</b>
6 - D2	39.253	<b>112.9</b>	45.169	<b>130.3</b>	41.603	119.6	2:06.025	(3) 84.80	1.358	12:25:29.231

Weather / Track : Overcast / Dry

Snetterton 300  
Circuit Length = 2.9689 miles  
Start: 12:10 Flag 13:10 End: 13:13

# British GT Championship

## FREE PRACTICE 2 - BEST SECTORS

SECTOR 1			SECTOR 2			SECTOR 3			IDEAL / BEST COMPARISON						
POS	NO	NAME	TIME	NO	NAME	TIME	NO	NAME	TIME	POS	NO	NAME	IDEAL	BEST	DIFF
													<b>PERFECT LAP</b>	<b>1:48.019</b>	
1	99	Beechdean AMR	33.576	11	TF Sport	38.836	116	ERC Sport	35.607	1	99	Beechdean AMR	1:48.243	1:48.271	0.028
2	11	TF Sport	33.844	99	Beechdean AMR	38.997	99	Beechdean AMR	35.670	2	11	TF Sport	1:48.401	1:48.401	0.000
3	47	Jetstream Motorspo	34.179	17	TF Sport	39.070	17	TF Sport	35.699	3	17	TF Sport	1:49.028	1:49.028	0.000
4	33	Barwell Motorsport	34.194	47	Jetstream Motorspo	39.128	11	TF Sport	35.721	4	116	ERC Sport	1:49.029	1:49.029	0.000
5	116	ERC Sport	34.216	116	ERC Sport	39.206	47	Jetstream Motorspo	35.925	5	47	Jetstream Motorsport	1:49.232	1:49.274	0.042
6	17	TF Sport	34.259	7	Team Parker Racing	39.319	33	Barwell Motorsport	36.011	6	33	Barwell Motorsport	1:49.686	1:49.736	0.050
7	69	Barwell Motorsport	34.420	33	Barwell Motorsport	39.481	7	Team Parker Racing	36.083	7	7	Team Parker Racing L	1:49.845	1:50.163	0.318
8	7	Team Parker Racing	34.443	75	Optimum Motorspor	39.579	75	Optimum Motorspor	36.161	8	75	Optimum Motorsport	1:50.203	1:50.335	0.132
9	75	Optimum Motorspor	34.463	69	Barwell Motorsport	39.619	24	RJN Motorsport	36.234	9	24	RJN Motorsport	1:50.432	1:50.432	0.000
10	24	RJN Motorsport	34.496	24	RJN Motorsport	39.702	69	Barwell Motorsport	36.442	10	69	Barwell Motorsport	1:50.481	1:50.619	0.138
11	1	Team Parker Racing	34.859	1	Team Parker Racing	40.047	1	Team Parker Racing	36.586	11	1	Team Parker Racing L	1:51.492	1:51.760	0.268
12	62	Academy Motorspor	37.259	62	Academy Motorspor	42.362	66	Team Parker Racing	39.298	12	62	Academy Motorsport	1:59.088	1:59.288	0.200
13	61	Academy Motorspor	37.348	61	Academy Motorspor	42.423	10	Equipe Verschuur	39.304	13	61	Academy Motorsport	1:59.176	1:59.468	0.292
14	56	Tolman Motorsport I	37.364	56	Tolman Motorsport I	42.471	54	UltraTek Racing Te	39.310	14	56	Tolman Motorsport Ltc	1:59.298	1:59.478	0.180
15	66	Team Parker Racing	37.464	10	Equipe Verschuur	42.497	61	Academy Motorspor	39.405	15	54	UltraTek Racing Tear	1:59.327	1:59.353	0.026
16	4	Tolman Motorsport I	37.494	54	UltraTek Racing Te	42.515	42	Century Motorsport	39.431	16	10	Equipe Verschuur	1:59.328	1:59.328	0.000
17	54	UltraTek Racing Te	37.502	66	Team Parker Racing	42.592	56	Tolman Motorsport I	39.463	17	66	Team Parker Racing L	1:59.354	1:59.368	0.014
18	43	Century Motorsport	37.515	501	Balfe Motorsport	42.721	62	Academy Motorspor	39.467	18	42	Century Motorsport	1:59.794	1:59.921	0.127
19	72	Track-Club	37.520	42	Century Motorsport	42.730	55	HHC Motorsport	39.475	19	501	Balfe Motorsport	1:59.903	1:59.903	0.000
20	10	Equipe Verschuur	37.527	43	Century Motorsport	42.839	5	Tolman Motorsport I	39.508	20	4	Tolman Motorsport Ltc	1:59.914	1:59.931	0.017
21	501	Balfe Motorsport	37.625	4	Tolman Motorsport I	42.849	50	HHC Motorsport	39.539	21	43	Century Motorsport	1:59.914	1:59.939	0.025
22	42	Century Motorsport	37.633	5	Tolman Motorsport I	42.863	501	Balfe Motorsport	39.557	22	5	Tolman Motorsport Ltc	2:00.063	2:00.314	0.251
23	68	Steller Performance	37.664	77	Fox Motorsport	42.869	43	Century Motorsport	39.560	23	72	Track-Club	2:00.116	2:00.136	0.020
24	5	Tolman Motorsport I	37.692	68	Steller Performance	42.889	4	Tolman Motorsport I	39.571	24	68	Steller Performance	2:00.138	2:00.401	0.263
25	77	Fox Motorsport	37.738	72	Track-Club	42.899	68	Steller Performance	39.585	25	77	Fox Motorsport	2:00.244	2:00.579	0.335
26	50	HHC Motorsport	37.802	55	HHC Motorsport	42.964	77	Fox Motorsport	39.637	26	55	HHC Motorsport	2:00.245	2:00.558	0.313
27	55	HHC Motorsport	37.806	44	Invictus Games Rac	42.972	72	Track-Club	39.697	27	50	HHC Motorsport	2:00.476	2:00.571	0.095
28	22	Invictus Games Rac	37.956	22	Invictus Games Rac	42.979	44	Invictus Games Rac	39.708	28	44	Invictus Games Rac	2:00.640	2:00.640	0.000
29	44	Invictus Games Rac	37.960	50	HHC Motorsport	43.135	86	Steller Performance	40.002	29	22	Invictus Games Rac	2:01.162	2:01.230	0.068
30	88	Team HARD. with T	38.285	88	Team HARD. with T	43.588	22	Invictus Games Rac	40.227	30	86	Steller Performance	2:02.272	2:02.307	0.035
31	86	Steller Performance	38.566	86	Steller Performance	43.704	88	Team HARD. with T	40.486	31	88	Team HARD. with Tra	2:02.359	2:02.700	0.341
32	34	Team HARD. with T	39.167	34	Team HARD. with T	44.258	34	Team HARD. with T	41.242	32	34	Team HARD. with Tra	2:04.667	2:04.667	0.000

Weather / Track : Overcast / Dry

Results can be found at [www.tsl-timing.com](http://www.tsl-timing.com)

Snetterton 300

Circuit Length = 2.9689 miles

Start: 12:10 Flag 13:10 End: 13:13

Printed - 13:17 Saturday, 26 May 2018

# British GT Championship

## FREE PRACTICE 2 - BEST SPEEDS

POS	INTERMEDIATE 1			INTERMEDIATE 2			FINISH LINE		
	NO	NAME	MPH	NO	NAME	MPH	NO	NAME	MPH
1	11	TF Sport	133.4	11	TF Sport	152.1	99	Beechdean AMR	141.5
2	99	Beechdean AMR	132.6	17	TF Sport	151.8	11	TF Sport	141.5
3	17	TF Sport	132.3	99	Beechdean AMR	151.1	17	TF Sport	140.9
4	75	Optimum Motorsport	131.8	24	RJN Motorsport	151.1	75	Optimum Motorsport	140.9
5	24	RJN Motorsport	131.5	75	Optimum Motorsport	150.8	24	RJN Motorsport	140.1
6	47	Jetstream Motorsport	131.3	7	Team Parker Racing Ltd	150.1	1	Team Parker Racing Ltd	140.1
7	33	Barwell Motorsport	130.8	1	Team Parker Racing Ltd	150.1	7	Team Parker Racing Ltd	139.8
8	7	Team Parker Racing Ltd	130.8	47	Jetstream Motorsport	149.1	47	Jetstream Motorsport	139.5
9	1	Team Parker Racing Ltd	130.8	33	Barwell Motorsport	149.1	33	Barwell Motorsport	139.5
10	116	ERC Sport	129.8	69	Barwell Motorsport	148.7	116	ERC Sport	138.6
11	69	Barwell Motorsport	129.3	116	ERC Sport	147.4	69	Barwell Motorsport	137.5
12	61	Academy Motorsport	122.0	61	Academy Motorsport	140.6	68	Steller Performance	130.3
13	68	Steller Performance	121.7	68	Steller Performance	140.1	61	Academy Motorsport	129.8
14	62	Academy Motorsport	120.4	5	Tolman Motorsport Ltd	139.5	62	Academy Motorsport	128.3
15	5	Tolman Motorsport Ltd	120.4	62	Academy Motorsport	138.3	5	Tolman Motorsport Ltd	127.8
16	42	Century Motorsport	120.2	66	Team Parker Racing Ltd	138.3	22	Invictus Games Racing	127.8
17	43	Century Motorsport	120.2	43	Century Motorsport	138.3	43	Century Motorsport	127.5
18	56	Tolman Motorsport Ltd	119.6	77	Fox Motorsport	138.3	54	UltraTek Racing Team RJN	127.3
19	77	Fox Motorsport	119.4	56	Tolman Motorsport Ltd	138.0	42	Century Motorsport	127.0
20	66	Team Parker Racing Ltd	119.1	22	Invictus Games Racing	137.7	56	Tolman Motorsport Ltd	126.8
21	22	Invictus Games Racing	119.1	10	Equipe Verschuur	137.5	77	Fox Motorsport	126.6
22	501	Balfe Motorsport	118.7	54	UltraTek Racing Team RJN	137.5	44	Invictus Games Racing	126.6
23	10	Equipe Verschuur	118.5	44	Invictus Games Racing	137.2	10	Equipe Verschuur	125.6
24	54	UltraTek Racing Team RJN	118.3	42	Century Motorsport	136.9	66	Team Parker Racing Ltd	125.6
25	4	Tolman Motorsport Ltd	118.3	501	Balfe Motorsport	136.3	501	Balfe Motorsport	125.2
26	44	Invictus Games Racing	118.3	72	Track-Club	136.3	4	Tolman Motorsport Ltd	124.9
27	72	Track-Club	118.1	4	Tolman Motorsport Ltd	135.8	72	Track-Club	124.9
28	86	Steller Performance	116.3	86	Steller Performance	135.5	86	Steller Performance	124.2
29	55	HHC Motorsport	115.1	55	HHC Motorsport	130.5	55	HHC Motorsport	121.7
30	50	HHC Motorsport	114.1	34	Team HARD. with Trade Price Ca	130.3	88	Team HARD. with Trade Price Ca	121.5
31	88	Team HARD. with Trade Price Ca	113.7	88	Team HARD. with Trade Price Ca	129.8	50	HHC Motorsport	120.4
32	34	Team HARD. with Trade Price Ca	112.9	50	HHC Motorsport	128.3	34	Team HARD. with Trade Price Ca	120.0

Weather / Track : Overcast / Dry

Results can be found at [www.tsl-timing.com](http://www.tsl-timing.com)

Snetterton 300

Circuit Length = 2.9689 miles

Start: 12:10 Flag 13:10 End: 13:13

Printed - 13:17 Saturday, 26 May 2018

# British GT Championship

## FREE PRACTICE 2 - DRIVER STATISTICS

POS	NO	CL	PIC	TEAM / DRIVERS	CAR	LAPS	RACE TIME	%	BEST	ON	MPH
1	99	GT3PA	1	Beechdean AMR Andrew HOWARD Darren TURNER	Aston Martin V12 Vantage GT3	24	<b>56:51.323</b>				
						10	21:38.648	38.07	1:51.126	6	96.17
						14	27:53.203	49.05	1:48.271	22	98.71
2	11	GT3PA	2	TF Sport Mark FARMER Nicki THIM	Aston Martin V12 Vantage GT3	23	<b>53:24.713</b>				
						16	36:31.536	68.38	1:50.733	19	96.52
						7	18:41.602	35.00	1:48.401	23	98.59
3	17	GT3PA	3	TF Sport Derek JOHNSTON Marco SORENSEN	Aston Martin V12 Vantage GT3	27	<b>56:47.477</b>				
						18	37:43.965	66.44	1:52.221	27	95.24
						9	19:05.809	33.63	1:49.028	22	98.03
4	116	GT3PA	4	ERC Sport Lee MOWLE Yelmer BUURMAN	Mercedes-AMG GT3	26	<b>1:01:00.670</b>				
						13	27:54.027	45.73	1:53.081	18	94.51
						13	26:32.046	43.49	1:49.029	26	98.02
5	47	GT3PA	5	Jetstream Motorsport Graham DAVIDSON Maxime MARTIN	Aston Martin V12 Vantage GT3	25	<b>55:33.716</b>				
						12	23:52.008	42.96	1:49.869	8	97.28
						13	26:17.857	47.33	1:49.274	22	97.80
6	33	GT3PA	6	Barwell Motorsport Jon MINSHAW Phil KEEN	Lamborghini Huracan GT3	26	<b>58:51.847</b>				
						14	28:40.173	48.70	1:51.906	10	95.50
						12	24:11.575	41.10	1:49.736	25	97.39
7	7	GT3PA	7	Team Parker Racing Ltd Ian LOGGIE Callum MACLEOD	Bentley Continental GT3	23	<b>49:03.885</b>				
						14	28:20.007	57.75	1:53.088	11	94.51
						9	22:38.166	46.14	1:50.163	4	97.02
8	75	GT3PA	8	Optimum Motorsport Flick HAIGH Jonny ADAM	Aston Martin V12 Vantage GT3	25	<b>1:00:07.979</b>				
						15	30:04.149	50.00	1:50.836	11	96.43
						10	23:21.661	38.85	1:50.335	6	96.86
9	24	GT3S	1	RJN Motorsport Jordan WITT Struan MOORE	Nissan GT-R NISMO GT3	22	<b>52:36.083</b>				
						10	20:52.055	39.67	1:51.145	18	96.16
						12	26:00.760	49.45	1:50.432	10	96.78
10	69	GT3PA	9	Barwell Motorsport Sam DE HAAN Jonny COCKER	Lamborghini Huracan GT3	21	<b>59:13.101</b>				
						13	25:11.700	42.55	1:50.619	21	96.62
						8	16:30.109	27.87	1:50.648	4	96.59
11	1	GT3PA	10	Team Parker Racing Ltd Rick PARFITT JNR Ryan RATCLIFFE	Bentley Continental GT3	25	<b>58:19.156</b>				
						17	34:12.409	58.65	1:51.760	19	95.63
						8	18:33.332	31.82	1:52.156	4	95.29
12	62	GT4S	1	Academy Motorsport Will MOORE Matt NICOLL-JONES	Aston Martin V8 Vantage GT4	24	<b>59:45.291</b>				
						15	35:09.444	58.84	2:00.566	5	88.64
						9	20:22.321	34.09	1:59.288	16	89.59
13	10	GT4S	2	Equipe Verschuur Finlay HUTCHISON Daniel MCKAY	McLaren 570S GT4	24	<b>59:02.446</b>				
						13	28:52.762	48.91	2:00.723	22	88.53
						11	23:53.201	40.46	1:59.328	9	89.56
14	54	GT4PA	1	UltraTek Racing Team RJN Stephen JOHANSEN Jesse ANTTILA	Nissan 370Z GT4	22	<b>57:19.229</b>				
						13	29:08.359	50.84	2:00.665	18	88.57
						9	25:20.395	44.21	1:59.353	22	89.55
15	66	GT4PA	2	Team Parker Racing Ltd Nick JONES Scott MALVERN	Mercedes-AMG GT4	15	<b>36:42.584</b>				
						8	18:42.991	50.99	2:01.673	12	87.84
						7	18:37.921	50.75	1:59.368	4	89.53
16	61	GT4S	3	Academy Motorsport Tom WOOD Jan JONCK	Aston Martin V8 Vantage GT4	27	<b>59:16.579</b>				
						9	20:30.719	34.60	2:01.100	16	88.25
						18	38:45.860	65.40	1:59.468	7	89.46
17	56	GT4PA	3	Tolman Motorsport Ltd David PATTISON Joe OSBORNE	McLaren 570S GT4	24	<b>58:29.816</b>				
						19	43:26.207	74.25	2:02.235	21	87.43
						5	12:40.105	21.66	1:59.478	17	89.45
18	501	GT4PA	4	Balfie Motorsport Graham JOHNSON Mike ROBINSON	McLaren 570S GT4	21	<b>56:14.368</b>				
						14	30:53.593	54.93	2:02.230	13	87.44
						7	16:30.619	29.36	1:59.903	21	89.13
19	42	GT4S	4	Century Motorsport Ben TUCK Ben GREEN	BMW M4 GT4	24	<b>59:53.539</b>				
						13	28:09.905	47.03	1:59.921	2	89.12
						11	22:25.640	37.45	2:00.406	21	88.76

Snetterton 300

Circuit Length = 2.9689 miles

Start: 12:10 Flag 13:10 End: 13:13

Weather / Track : Overcast / Dry

# British GT Championship

## FREE PRACTICE 2 - DRIVER STATISTICS

POS	NO	CL	PIC	TEAM / DRIVERS	CAR	LAPS	RACE TIME	%	BEST	ON	MPH
20	4	GT4S	5	Tolman Motorsport Ltd Michael O'BRIEN Charlie FAGG	McLaren 570S GT4	23	<b>57:12.941</b>				
						12	28:09.441	49.21	1:59.995	16	89.07
						11	25:40.139	44.86	1:59.931	21	89.11
21	43	GT4S	6	Century Motorsport Aleksander SCHJERPEN Jack MITCHELL	BMW M4 GT4	23	<b>59:02.089</b>				
						18	38:58.824	66.03	2:00.914	16	88.39
						5	12:12.234	20.67	1:59.939	21	89.11
22	72	GT4PA	5	Track-Club Adam BALON Ben BARNICOAT	McLaren 570S GT4	26	<b>1:00:18.582</b>				
						15	33:38.751	55.79	2:01.049	3	88.29
						11	24:24.384	40.47	2:00.136	14	88.96
23	5	GT4S	7	Tolman Motorsport Ltd Lewis PROCTOR Jordan ALBERT	McLaren 570S GT4	26	<b>58:04.076</b>				
						13	27:47.401	47.86	2:01.150	16	88.22
						13	30:08.806	51.92	2:00.314	5	88.83
24	68	GT4S	8	Steller Performance Tom CANNING Sennan FIELDING	Toyota GT86	25	<b>55:31.965</b>				
						21	44:51.843	80.79	2:00.401	24	88.77
						4	13:01.858	23.47	2:00.614	3	88.61
25	55	GT4S	9	HHC Motorsport Callum POINTON Patrik MATTHIESEN	Ginetta G55 GT4	24	<b>58:16.512</b>				
						10	20:26.680	35.08	2:00.558	22	88.65
						14	31:11.088	53.51	2:00.899	11	88.40
26	50	GT4PA	6	HHC Motorsport Mike NEWBOULD Will BURNS	Ginetta G55 GT4	19	<b>51:13.009</b>				
						10	25:08.356	49.08	2:05.377	6	85.24
						9	20:32.122	40.09	2:00.571	16	88.64
27	77	GT4PA	7	Fox Motorsport Mark MURFITT Michael BROADHURST	Mercedes-AMG GT4	25	<b>59:09.642</b>				
						13	28:44.237	48.57	2:01.403	9	88.03
						12	26:56.785	45.55	2:00.579	23	88.63
28	44	GT4PA	8	Invictus Games Racing Steve MCCULLEY Matthew GEORGE	Jaguar F-TYPE SVR GT4	18	<b>44:28.376</b>				
						10	23:29.285	52.81	2:04.446	16	85.88
						8	18:38.976	41.93	2:00.640	4	88.59
29	22	GT4PA	9	Invictus Games Racing Ben NORFOLK Jason WOLFE	Jaguar F-TYPE SVR GT4	21	<b>52:19.536</b>				
						11	30:08.323	57.60	2:04.541	18	85.81
						10	23:08.943	44.24	2:01.230	9	88.16
30	86	GT4S	10	Steller Performance Dean MACDONALD Alex QUINN	Toyota GT86	9	<b>40:54.318</b>				
						9	23:09.886	56.63	2:02.307	8	87.38
						0	2:10.132	5.30		0	
31	88	GT4S	11	Team HARD. with Trade Price Cars Joshua JACKSON Benjamin WALLACE	Ginetta G55 GT4	12	<b>1:00:01.861</b>				
						0	0.000	0.00		0	
						12	26:43.263	44.51	2:02.700	9	87.10
32	34	GT4PA	10	Team HARD. with Trade Price Cars Anna WALEWSKA Callum HAWKINS-ROW	Ginetta G55 GT4	6	<b>12:52.111</b>				
						0	0.000	0.00		0	
						6	15:15.495	100.00	2:04.667	5	85.73

Weather / Track : Overcast / Dry

Snetterton 300  
Circuit Length = 2.9689 miles  
Start: 12:10 Flag 13:10 End: 13:13

# British GT Championship

## FREE PRACTICE 2 - PIT STOP ANALYSIS

STOP	IN TIME	DRIVER IN	STINT TIME	STOP TIME	TOTAL STOP TIME	OUT TIME	DRIVER OUT
<b>P1 99 GT3PA Beechdean AMR</b> <span style="float:right"><b>Aston Martin V12 Vantage GT3</b></span> D1: Andrew HOWARD Total Stint: 10 Laps - 21:38.648 (38.07%) Best Lap: 1:51.126 On Lap 6 @ 96.17 mph D2: Darren TURNER Total Stint: 14 Laps - 27:53.203 (49.05%) Best Lap: 1:48.271 On Lap 22 @ 98.71 mph							
1 -	12:15:35.803	Andrew HOWARD	4:29.031	3:54.527	3:54.527	12:19:30.330	Andrew HOWARD
2 -	12:34:42.648	Andrew HOWARD	15:12.318	1:57.299	5:51.826	12:36:39.947	Darren TURNER
3 -	12:45:59.698	Darren TURNER	9:19.751	3:55.596	9:47.422	12:49:55.294	Darren TURNER
4 -	12:59:13.052	Darren TURNER	9:17.758	1:19.557	11:06.979	13:00:32.609	Darren TURNER
5 -	13:09:48.303	Darren TURNER					
<b>P2 11 GT3PA TF Sport</b> <span style="float:right"><b>Aston Martin V12 Vantage GT3</b></span> D1: Mark FARMER Total Stint: 16 Laps - 36:31.536 (68.38%) Best Lap: 1:50.733 On Lap 19 @ 96.52 mph D2: Nicki THIMM Total Stint: 7 Laps - 18:41.602 (35%) Best Lap: 1:48.401 On Lap 23 @ 98.59 mph							
1 -	12:33:09.791	Mark FARMER	22:51.737	1:52.733	1:52.733	12:35:02.524	Nicki THIMM
2 -	12:44:24.991	Nicki THIMM	9:22.467	3:20.198	5:12.931	12:47:45.189	Mark FARMER
3 -	12:55:17.066	Mark FARMER	7:31.877	4:15.189	9:28.120	12:59:32.255	Nicki THIMM
4 -	13:05:31.192	Nicki THIMM					
<b>P3 17 GT3PA TF Sport</b> <span style="float:right"><b>Aston Martin V12 Vantage GT3</b></span> D1: Derek JOHNSTON Total Stint: 18 Laps - 37:43.965 (66.44%) Best Lap: 1:52.221 On Lap 27 @ 95.24 mph D2: Marco SORENSEN Total Stint: 9 Laps - 19:05.809 (33.63%) Best Lap: 1:49.028 On Lap 22 @ 98.03 mph							
1 -	12:36:42.939	Derek JOHNSTON	26:29.434	1:46.274	1:46.274	12:38:29.213	Marco SORENSEN
2 -	12:49:40.812	Marco SORENSEN	11:11.599	1:50.137	3:36.411	12:51:30.949	Marco SORENSEN
3 -	12:57:05.469	Marco SORENSEN	5:34.520	2:19.690	5:56.101	12:59:25.159	Derek JOHNSTON
4 -	13:08:53.416	Derek JOHNSTON					
<b>P4 116 GT3PA ERC Sport</b> <span style="float:right"><b>Mercedes-AMG GT3</b></span> D1: Lee MOWLE Total Stint: 13 Laps - 27:54.027 (45.73%) Best Lap: 1:53.081 On Lap 18 @ 94.51 mph D2: Yelmer BUURMAN Total Stint: 13 Laps - 26:32.046 (43.49%) Best Lap: 1:49.029 On Lap 26 @ 98.02 mph							
1 -	12:19:36.479	Yelmer BUURMAN	9:24.648	4:22.028	4:22.028	12:23:58.507	Yelmer BUURMAN
2 -	12:29:35.674	Yelmer BUURMAN	5:37.167	2:05.788	6:27.816	12:31:41.462	Lee MOWLE
3 -	12:47:19.241	Lee MOWLE	15:37.779	2:12.569	8:40.385	12:49:31.810	Lee MOWLE
4 -	12:59:11.662	Lee MOWLE	9:39.852	2:36.396	11:16.781	13:01:48.058	Yelmer BUURMAN
-	Finish	Yelmer BUURMAN	9:24.443				
<b>P5 47 GT3PA Jetstream Motorsport</b> <span style="float:right"><b>Aston Martin V12 Vantage GT3</b></span> D1: Graham DAVIDSON Total Stint: 12 Laps - 23:52.008 (42.96%) Best Lap: 1:49.869 On Lap 8 @ 97.28 mph D2: Maxime MARTIN Total Stint: 13 Laps - 26:17.857 (47.33%) Best Lap: 1:49.274 On Lap 22 @ 97.80 mph							
1 -	12:21:25.194	Graham DAVIDSON	11:18.571	1:05.365	1:05.365	12:22:30.559	Graham DAVIDSON
2 -	12:33:51.425	Graham DAVIDSON	11:20.866	1:12.571	2:17.936	12:35:03.996	Maxime MARTIN
3 -	12:44:23.627	Maxime MARTIN	9:19.631	1:08.640	3:26.576	12:45:32.267	Maxime MARTIN
4 -	12:58:27.402	Maxime MARTIN	12:55.135	5:11.059	8:37.635	13:03:38.461	Maxime MARTIN
5 -	13:07:41.552	Maxime MARTIN					
<b>P6 33 GT3PA Barwell Motorsport</b> <span style="float:right"><b>Lamborghini Huracan GT3</b></span> D1: Jon MINSHAW Total Stint: 14 Laps - 28:40.173 (48.7%) Best Lap: 1:51.906 On Lap 10 @ 95.50 mph D2: Phil KEEN Total Stint: 12 Laps - 24:11.575 (41.1%) Best Lap: 1:49.736 On Lap 25 @ 97.39 mph							
1 -	12:37:37.072	Jon MINSHAW	26:42.026	1:58.147	1:58.147	12:39:35.219	Phil KEEN
2 -	12:47:03.944	Phil KEEN	7:28.725	4:30.171	6:28.318	12:51:34.115	Phil KEEN
3 -	12:55:19.399	Phil KEEN	3:45.284	3:21.265	9:49.583	12:58:40.664	Phil KEEN
4 -	13:11:38.230	Phil KEEN					
<b>P7 7 GT3PA Team Parker Racing Ltd</b> <span style="float:right"><b>Bentley Continental GT3</b></span> D1: Ian LOGGIE Total Stint: 14 Laps - 28:20.007 (57.75%) Best Lap: 1:53.088 On Lap 11 @ 94.51 mph D2: Callum MACLEOD Total Stint: 9 Laps - 22:38.166 (46.14%) Best Lap: 1:50.163 On Lap 4 @ 97.02 mph							
1 -	12:21:41.580	Callum MACLEOD	11:20.972	3:44.583	3:44.583	12:25:26.163	Ian LOGGIE

Weather / Track : Overcast / Dry

Snetterton 300  
 Circuit Length = 2.9689 miles  
 Start: 12:10 Flag 13:10 End: 13:13

# British GT Championship

## FREE PRACTICE 2 - PIT STOP ANALYSIS

2 - 12:52:21.071 Ian LOGGIE 26:54.908 1:25.099 5:09.682 12:53:46.170 Callum MACLEOD  
 3 - 13:01:18.781 Callum MACLEOD

P8 75 GT3PA		Optimum Motorsport		Aston Martin V12 Vantage GT3			
D1: Flick HAIGH		Total Stint: 15 Laps - 30:04.149 (50%)		Best Lap: 1:50.836 On Lap 11 @ 96.43 mph			
D2: Jonny ADAM		Total Stint: 10 Laps - 23:21.661 (38.85%)		Best Lap: 1:50.335 On Lap 6 @ 96.86 mph			
STOP	IN TIME	DRIVER IN	STINT TIME	STOP TIME	TOTAL STOP TIME	OUT TIME	DRIVER OUT
1 -	12:12:15.437	Jonny ADAM	2:05.753	45.889	45.889	12:13:01.326	Jonny ADAM
2 -	12:24:23.501	Jonny ADAM	11:22.175	4:10.270	4:56.159	12:28:33.771	Flick HAIGH
3 -	12:40:06.949	Flick HAIGH	11:33.178	3:04.167	8:00.326	12:43:11.116	Flick HAIGH
4 -	12:48:52.731	Flick HAIGH	5:41.615	2:52.113	10:52.439	12:51:44.844	Flick HAIGH
5 -	13:03:03.666	Flick HAIGH	11:18.822	1:30.534	12:22.973	13:04:34.200	Jonny ADAM
-	Finish	Jonny ADAM	5:43.463				

P9 24 GT3S		RJN Motorsport		Nissan GT-R NISMO GT3			
D1: Jordan WITT		Total Stint: 10 Laps - 20:52.055 (39.67%)		Best Lap: 1:51.145 On Lap 18 @ 96.16 mph			
D2: Struan MOORE		Total Stint: 12 Laps - 26:00.760 (49.45%)		Best Lap: 1:50.432 On Lap 10 @ 96.78 mph			
STOP	IN TIME	DRIVER IN	STINT TIME	STOP TIME	TOTAL STOP TIME	OUT TIME	DRIVER OUT
1 -	12:20:18.661	Struan MOORE	9:36.659	3:13.590	3:13.590	12:23:32.251	Struan MOORE
2 -	12:27:22.904	Struan MOORE	3:50.653	1:55.172	5:08.762	12:29:18.076	Struan MOORE
3 -	12:38:48.354	Struan MOORE	9:30.278	3:03.170	8:11.932	12:41:51.524	Jordan WITT
4 -	12:55:09.111	Jordan WITT	13:17.587	2:26.167	10:38.099	12:57:35.278	Jordan WITT
5 -	13:05:09.746	Jordan WITT					

P10 69 GT3PA		Barwell Motorsport		Lamborghini Huracan GT3			
D1: Sam DE HAAN		Total Stint: 13 Laps - 25:11.700 (42.55%)		Best Lap: 1:50.619 On Lap 21 @ 96.62 mph			
D2: Jonny COCKER		Total Stint: 8 Laps - 16:30.109 (27.87%)		Best Lap: 1:50.648 On Lap 4 @ 96.59 mph			
STOP	IN TIME	DRIVER IN	STINT TIME	STOP TIME	TOTAL STOP TIME	OUT TIME	DRIVER OUT
1 -	12:21:38.660	Jonny COCKER	9:31.652	4:07.924	4:07.924	12:25:46.584	Jonny COCKER
2 -	12:31:26.959	Jonny COCKER	5:40.375	1:18.082	5:26.006	12:32:45.041	Sam DE HAAN
3 -	12:40:36.012	Sam DE HAAN	7:50.971	3:21.597	8:47.603	12:43:57.609	Sam DE HAAN
4 -	12:49:47.974	Sam DE HAAN	5:50.365	8:42.904	17:30.507	12:58:30.878	Sam DE HAAN
5 -	13:06:07.503	Sam DE HAAN	7:36.625	1:18.867	18:49.374	13:07:26.370	Sam DE HAAN
-	Finish	Sam DE HAAN	3:53.739				

P11 1 GT3PA		Team Parker Racing Ltd		Bentley Continental GT3			
D1: Rick PARFITT JNR		Total Stint: 17 Laps - 34:12.409 (58.65%)		Best Lap: 1:51.760 On Lap 19 @ 95.63 mph			
D2: Ryan RATCLIFFE		Total Stint: 8 Laps - 18:33.332 (31.82%)		Best Lap: 1:52.156 On Lap 4 @ 95.29 mph			
STOP	IN TIME	DRIVER IN	STINT TIME	STOP TIME	TOTAL STOP TIME	OUT TIME	DRIVER OUT
1 -	12:25:22.438	Ryan RATCLIFFE	15:08.102	3:25.230	3:25.230	12:28:47.668	Rick PARFITT JNR
2 -	12:38:15.102	Rick PARFITT JNR	9:27.434	3:22.543	6:47.773	12:41:37.645	Rick PARFITT JNR
3 -	12:49:15.695	Rick PARFITT JNR	7:38.050	2:36.909	9:24.682	12:51:52.604	Rick PARFITT JNR
4 -	12:59:27.111	Rick PARFITT JNR	7:34.507	1:27.426	10:52.108	13:00:54.537	Rick PARFITT JNR
5 -	13:10:26.955	Rick PARFITT JNR					

P12 62 GT4S		Academy Motorsport		Aston Martin V8 Vantage GT4			
D1: Will MOORE		Total Stint: 15 Laps - 35:09.444 (58.84%)		Best Lap: 2:00.566 On Lap 5 @ 88.64 mph			
D2: Matt NICOLL-JONES		Total Stint: 9 Laps - 20:22.321 (34.09%)		Best Lap: 1:59.288 On Lap 16 @ 89.59 mph			
STOP	IN TIME	DRIVER IN	STINT TIME	STOP TIME	TOTAL STOP TIME	OUT TIME	DRIVER OUT
1 -	12:14:04.055	Will MOORE	3:14.047	2:00.822	2:00.822	12:16:04.877	Will MOORE
2 -	12:30:45.886	Will MOORE	14:41.009	2:06.300	4:07.122	12:32:52.186	Matt NICOLL-JONES
3 -	12:43:11.315	Matt NICOLL-JONES	10:19.129	2:12.704	6:19.826	12:45:24.019	Matt NICOLL-JONES
4 -	12:53:36.570	Matt NICOLL-JONES	8:12.551	1:50.641	8:10.467	12:55:27.211	Will MOORE
-	Finish	Will MOORE	15:08.088				

P13 10 GT4S		Equipe Verschuur		McLaren 570S GT4			
D1: Finlay HUTCHISON		Total Stint: 13 Laps - 28:52.762 (48.91%)		Best Lap: 2:00.723 On Lap 22 @ 88.53 mph			
D2: Daniel MCKAY		Total Stint: 11 Laps - 23:53.201 (40.46%)		Best Lap: 1:59.328 On Lap 9 @ 89.56 mph			
STOP	IN TIME	DRIVER IN	STINT TIME	STOP TIME	TOTAL STOP TIME	OUT TIME	DRIVER OUT
1 -	12:22:54.216	Daniel MCKAY	12:13.815	2:15.588	2:15.588	12:25:09.804	Daniel MCKAY
2 -	12:35:21.768	Daniel MCKAY	10:11.964	1:27.422	3:43.010	12:36:49.190	Finlay HUTCHISON
3 -	12:51:15.483	Finlay HUTCHISON	14:26.293	6:03.324	9:46.334	12:57:18.807	Finlay HUTCHISON

Weather / Track : Overcast / Dry

Snetterton 300  
 Circuit Length = 2.9689 miles  
 Start: 12:10 Flag 13:10 End: 13:13



# British GT Championship

## FREE PRACTICE 2 - PIT STOP ANALYSIS

4 - 13:11:45.276 Finlay HUTCHISON

<b>P14 54 GT4PA</b>		<b>UltraTek Racing Team RJN</b>		<b>Nissan 370Z GT4</b>			
D1: Stephen JOHANSEN		Total Stint: 13 Laps - 29:08.359 (50.84%)		Best Lap: 2:00.665 On Lap 18 @ 88.57 mph			
D2: Jesse ANTTILA		Total Stint: 9 Laps - 25:20.395 (44.21%)		Best Lap: 1:59.353 On Lap 22 @ 89.55 mph			
STOP	IN TIME	DRIVER IN	STINT TIME	STOP TIME	TOTAL STOP TIME	OUT TIME	DRIVER OUT
1 -	12:15:36.596	Jesse ANTTILA	4:43.588	1:56.853	1:56.853	12:17:33.449	Jesse ANTTILA
2 -	12:25:39.319	Jesse ANTTILA	8:05.870	4:27.616	6:24.469	12:30:06.935	Stephen JOHANSEN
3 -	12:46:52.031	Stephen JOHANSEN	16:45.096	2:52.438	9:16.907	12:49:44.469	Stephen JOHANSEN
4 -	13:00:00.622	Stephen JOHANSEN	10:16.153	2:07.110	11:24.017	13:02:07.732	Jesse ANTTILA
5 -	13:10:11.053	Jesse ANTTILA					

<b>P15 66 GT4PA</b>		<b>Team Parker Racing Ltd</b>		<b>Mercedes-AMG GT4</b>			
D1: Nick JONES		Total Stint: 8 Laps - 18:42.991 (50.99%)		Best Lap: 2:01.673 On Lap 12 @ 87.84 mph			
D2: Scott MALVERN		Total Stint: 7 Laps - 18:37.921 (50.75%)		Best Lap: 1:59.368 On Lap 4 @ 89.55 mph			
STOP	IN TIME	DRIVER IN	STINT TIME	STOP TIME	TOTAL STOP TIME	OUT TIME	DRIVER OUT
1 -	12:20:33.211	Scott MALVERN	10:06.336	22.946	22.946	12:20:56.157	Scott MALVERN
2 -	12:22:59.172	Scott MALVERN	2:03.015	22.940	45.886	12:23:22.112	Scott MALVERN
3 -	12:25:30.406	Scott MALVERN	2:08.294	4:20.276	5:06.162	12:29:50.682	Nick JONES
4 -	12:44:17.587	Nick JONES	14:26.905	22.506	5:28.668	12:44:40.093	Nick JONES
5 -	12:46:46.669	Nick JONES	2:06.576	22.790	5:51.458	12:47:09.459	Nick JONES
6 -	12:49:18.969	Nick JONES					

<b>P16 61 GT4S</b>		<b>Academy Motorsport</b>		<b>Aston Martin V8 Vantage GT4</b>			
D1: Tom WOOD		Total Stint: 9 Laps - 20:30.719 (34.6%)		Best Lap: 2:01.100 On Lap 16 @ 88.25 mph			
D2: Jan JONCK		Total Stint: 18 Laps - 38:45.860 (65.4%)		Best Lap: 1:59.468 On Lap 7 @ 89.46 mph			
STOP	IN TIME	DRIVER IN	STINT TIME	STOP TIME	TOTAL STOP TIME	OUT TIME	DRIVER OUT
1 -	12:31:08.402	Jan JONCK	20:20.223	2:09.604	2:09.604	12:33:18.006	Tom WOOD
2 -	12:51:47.474	Tom WOOD	18:29.468	2:01.251	4:10.855	12:53:48.725	Jan JONCK
-	Finish	Jan JONCK	16:16.033				

<b>P17 56 GT4PA</b>		<b>Tolman Motorsport Ltd</b>		<b>McLaren 570S GT4</b>			
D1: David PATTISON		Total Stint: 19 Laps - 43:26.207 (74.25%)		Best Lap: 2:02.235 On Lap 21 @ 87.43 mph			
D2: Joe OSBORNE		Total Stint: 5 Laps - 12:40.105 (21.66%)		Best Lap: 1:59.478 On Lap 17 @ 89.45 mph			
STOP	IN TIME	DRIVER IN	STINT TIME	STOP TIME	TOTAL STOP TIME	OUT TIME	DRIVER OUT
1 -	12:27:55.547	David PATTISON	16:42.349	4:28.793	4:28.793	12:32:24.340	David PATTISON
2 -	12:43:03.288	David PATTISON	10:38.948	1:25.632	5:54.425	12:44:28.920	Joe OSBORNE
3 -	12:54:37.249	Joe OSBORNE	10:08.329	2:31.776	8:26.201	12:57:09.025	David PATTISON
4 -	13:11:48.303	David PATTISON					

<b>P18 501 GT4PA</b>		<b>Balfe Motorsport</b>		<b>McLaren 570S GT4</b>			
D1: Graham JOHNSON		Total Stint: 14 Laps - 30:53.593 (54.93%)		Best Lap: 2:02.230 On Lap 13 @ 87.44 mph			
D2: Mike ROBINSON		Total Stint: 7 Laps - 16:30.619 (29.36%)		Best Lap: 1:59.903 On Lap 21 @ 89.13 mph			
STOP	IN TIME	DRIVER IN	STINT TIME	STOP TIME	TOTAL STOP TIME	OUT TIME	DRIVER OUT
1 -	12:23:28.367	Graham JOHNSON	12:29.398	4:54.978	4:54.978	12:28:23.345	Graham JOHNSON
2 -	12:38:45.622	Graham JOHNSON	10:22.277	3:30.373	8:25.351	12:42:15.995	Graham JOHNSON
3 -	12:48:33.149	Graham JOHNSON	6:17.154	1:44.764	10:10.115	12:50:17.913	Mike ROBINSON
4 -	13:00:34.877	Mike ROBINSON	10:16.964	2:29.606	12:39.721	13:03:04.483	Mike ROBINSON
5 -	13:09:18.138	Mike ROBINSON					

<b>P19 42 GT4S</b>		<b>Century Motorsport</b>		<b>BMW M4 GT4</b>			
D1: Ben TUCK		Total Stint: 13 Laps - 28:09.905 (47.03%)		Best Lap: 1:59.921 On Lap 2 @ 89.12 mph			
D2: Ben GREEN		Total Stint: 11 Laps - 22:25.640 (37.45%)		Best Lap: 2:00.406 On Lap 21 @ 88.76 mph			
STOP	IN TIME	DRIVER IN	STINT TIME	STOP TIME	TOTAL STOP TIME	OUT TIME	DRIVER OUT
1 -	12:22:46.812	Ben TUCK	12:09.928	4:01.430	4:01.430	12:26:48.242	Ben TUCK
2 -	12:40:59.125	Ben TUCK	14:10.883	1:49.094	5:50.524	12:42:48.219	Ben GREEN
3 -	12:54:58.056	Ben GREEN	12:09.837	3:50.799	9:41.323	12:58:48.855	Ben GREEN
4 -	13:04:56.522	Ben GREEN	6:07.667	1:25.765	11:07.088	13:06:22.287	Ben GREEN
-	Finish	Ben GREEN	4:08.136				

Weather / Track : Overcast / Dry

# British GT Championship

## FREE PRACTICE 2 - PIT STOP ANALYSIS

<b>P20</b>	<b>4 GT4S</b>	<b>Tolman Motorsport Ltd</b>	<b>McLaren 570S GT4</b>
D1: Michael O'BRIEN		Total Stint: 12 Laps - 28:09.441 (49.21%)	Best Lap: 1:59.995 On Lap 16 @ 89.07 mph
D2: Charlie FAGG		Total Stint: 11 Laps - 25:40.139 (44.86%)	Best Lap: 1:59.931 On Lap 21 @ 89.11 mph

STOP	IN TIME	DRIVER IN	STINT TIME	STOP TIME	TOTAL STOP TIME	OUT TIME	DRIVER OUT
1 -	12:20:42.249	Charlie FAGG	10:11.695	1:33.009	1:33.009	12:22:15.258	Michael O'BRIEN
2 -	12:38:47.096	Michael O'BRIEN	16:31.838	3:33.204	5:06.213	12:42:20.300	Michael O'BRIEN
3 -	12:50:36.353	Michael O'BRIEN	8:16.053	1:13.560	6:19.773	12:51:49.913	Charlie FAGG
4 -	13:02:07.418	Charlie FAGG	10:17.505	1:58.147	8:17.920	13:04:05.565	Charlie FAGG
5 -	13:06:10.598	Charlie FAGG	2:05.033	1:32.897	9:50.817	13:07:43.495	Michael O'BRIEN
6 -	13:09:51.485	Michael O'BRIEN					

<b>P21</b>	<b>43 GT4S</b>	<b>Century Motorsport</b>	<b>BMW M4 GT4</b>
D1: Aleksander SCHJERPEN		Total Stint: 18 Laps - 38:58.824 (66.03%)	Best Lap: 2:00.914 On Lap 16 @ 88.39 mph
D2: Jack MITCHELL		Total Stint: 5 Laps - 12:12.234 (20.67%)	Best Lap: 1:59.939 On Lap 21 @ 89.11 mph

STOP	IN TIME	DRIVER IN	STINT TIME	STOP TIME	TOTAL STOP TIME	OUT TIME	DRIVER OUT
1 -	12:27:34.816	Aleksander SCHJERPEN	16:42.718	1:53.912	1:53.912	12:29:28.728	Aleksander SCHJERPEN
2 -	12:41:47.154	Aleksander SCHJERPEN	12:18.426	3:08.231	5:02.143	12:44:55.385	Aleksander SCHJERPEN
3 -	12:53:07.086	Aleksander SCHJERPEN	8:11.701	1:45.979	6:48.122	12:54:53.065	Jack MITCHELL
4 -	13:02:58.978	Jack MITCHELL	8:05.913	4:49.053	11:37.175	13:07:48.031	Jack MITCHELL
5 -	13:11:54.352	Jack MITCHELL					

<b>P22</b>	<b>72 GT4PA</b>	<b>Track-Club</b>	<b>McLaren 570S GT4</b>
D1: Adam BALON		Total Stint: 15 Laps - 33:38.751 (55.79%)	Best Lap: 2:01.049 On Lap 3 @ 88.29 mph
D2: Ben BARNICOAT		Total Stint: 11 Laps - 24:24.384 (40.47%)	Best Lap: 2:00.136 On Lap 14 @ 88.96 mph

STOP	IN TIME	DRIVER IN	STINT TIME	STOP TIME	TOTAL STOP TIME	OUT TIME	DRIVER OUT
1 -	12:29:22.590	Adam BALON	18:48.963	2:30.934	2:30.934	12:31:53.524	Ben BARNICOAT
2 -	12:44:14.691	Ben BARNICOAT	12:21.167	2:15.447	4:46.381	12:46:30.138	Ben BARNICOAT
3 -	12:56:39.352	Ben BARNICOAT	10:09.214	1:54.003	6:40.384	12:58:33.355	Adam BALON
-	Finish	Adam BALON	12:18.854				

<b>P23</b>	<b>5 GT4S</b>	<b>Tolman Motorsport Ltd</b>	<b>McLaren 570S GT4</b>
D1: Lewis PROCTOR		Total Stint: 13 Laps - 27:47.401 (47.86%)	Best Lap: 2:01.150 On Lap 16 @ 88.22 mph
D2: Jordan ALBERT		Total Stint: 13 Laps - 30:08.806 (51.92%)	Best Lap: 2:00.314 On Lap 5 @ 88.83 mph

STOP	IN TIME	DRIVER IN	STINT TIME	STOP TIME	TOTAL STOP TIME	OUT TIME	DRIVER OUT
1 -	12:25:36.295	Jordan ALBERT	14:08.147	1:43.551	1:43.551	12:27:19.846	Lewis PROCTOR
2 -	12:53:49.724	Lewis PROCTOR	26:29.878	1:17.523	3:01.074	12:55:07.247	Jordan ALBERT
3 -	13:05:14.317	Jordan ALBERT	10:07.070	2:10.608	5:11.682	13:07:24.925	Jordan ALBERT
4 -	13:11:34.963	Jordan ALBERT					

<b>P24</b>	<b>68 GT4S</b>	<b>Steller Performance</b>	<b>Toyota GT86</b>
D1: Tom CANNING		Total Stint: 21 Laps - 44:51.843 (80.79%)	Best Lap: 2:00.401 On Lap 24 @ 88.77 mph
D2: Sennan FIELDING		Total Stint: 4 Laps - 13:01.858 (23.47%)	Best Lap: 2:00.614 On Lap 3 @ 88.61 mph

STOP	IN TIME	DRIVER IN	STINT TIME	STOP TIME	TOTAL STOP TIME	OUT TIME	DRIVER OUT
1 -	12:18:54.940	Sennan FIELDING	8:08.932	4:52.926	4:52.926	12:23:47.866	Tom CANNING
2 -	13:08:39.709	Tom CANNING					

<b>P25</b>	<b>55 GT4S</b>	<b>HHC Motorsport</b>	<b>Ginetta G55 GT4</b>
D1: Callum POINTON		Total Stint: 10 Laps - 20:26.680 (35.08%)	Best Lap: 2:00.558 On Lap 22 @ 88.65 mph
D2: Patrik MATTHIESEN		Total Stint: 14 Laps - 31:11.088 (53.51%)	Best Lap: 2:00.899 On Lap 11 @ 88.40 mph

STOP	IN TIME	DRIVER IN	STINT TIME	STOP TIME	TOTAL STOP TIME	OUT TIME	DRIVER OUT
1 -	12:26:12.876	Patrik MATTHIESEN	14:20.071	2:36.013	2:36.013	12:28:48.889	Patrik MATTHIESEN
2 -	12:43:04.658	Patrik MATTHIESEN	14:15.769	2:35.248	5:11.261	12:45:39.906	Callum POINTON
3 -	12:57:58.486	Callum POINTON	12:18.580	4:02.731	9:13.992	13:02:01.217	Callum POINTON
-	Finish	Callum POINTON	8:08.100				

<b>P26</b>	<b>50 GT4PA</b>	<b>HHC Motorsport</b>	<b>Ginetta G55 GT4</b>
D1: Mike NEWBOULD		Total Stint: 10 Laps - 25:08.356 (49.08%)	Best Lap: 2:05.377 On Lap 6 @ 85.24 mph
D2: Will BURNS		Total Stint: 9 Laps - 20:32.122 (40.09%)	Best Lap: 2:00.571 On Lap 16 @ 88.64 mph

STOP	IN TIME	DRIVER IN	STINT TIME	STOP TIME	TOTAL STOP TIME	OUT TIME	DRIVER OUT
1 -	12:33:57.926	Mike NEWBOULD	21:47.693	3:20.663	3:20.663	12:37:18.589	Will BURNS
2 -	12:43:29.978	Will BURNS	6:11.389	2:29.819	5:50.482	12:45:59.797	Will BURNS
3 -	12:54:06.426	Will BURNS	8:06.629	5:04.023	10:54.505	12:59:10.449	Will BURNS

Weather / Track : Overcast / Dry

Snetterton 300  
Circuit Length = 2.9689 miles  
Start: 12:10 Flag 13:10 End: 13:13

# British GT Championship

## FREE PRACTICE 2 - PIT STOP ANALYSIS

4 - 13:05:24.553 Will BURNS

<b>P27 77 GT4PA</b>		<b>Fox Motorsport</b>		<b>Mercedes-AMG GT4</b>			
D1: Mark MURFITT		Total Stint: 13 Laps - 28:44.237 (48.57%)		Best Lap: 2:01.403 On Lap 9 @ 88.03 mph			
D2: Michael BROADHURST		Total Stint: 12 Laps - 26:56.785 (45.55%)		Best Lap: 2:00.579 On Lap 23 @ 88.63 mph			
STOP	IN TIME	DRIVER IN	STINT TIME	STOP TIME	TOTAL STOP TIME	OUT TIME	DRIVER OUT
1 -	12:25:17.249	Mark MURFITT	14:42.037	2:14.335	2:14.335	12:27:31.584	Mark MURFITT
2 -	12:40:04.979	Mark MURFITT	12:33.395	1:28.805	3:43.140	12:41:33.784	Michael BROADHURST
3 -	12:51:55.553	Michael BROADHURST	10:21.769	1:44.939	5:28.079	12:53:40.492	Michael BROADHURST
4 -	12:59:49.800	Michael BROADHURST	6:09.308	1:34.407	7:02.486	13:01:24.207	Michael BROADHURST
5 -	13:11:49.915	Michael BROADHURST					

<b>P28 44 GT4PA</b>		<b>Invictus Games Racing</b>		<b>Jaguar F-TYPE SVR GT4</b>			
D1: Steve MCCULLEY		Total Stint: 10 Laps - 23:29.285 (52.81%)		Best Lap: 2:04.446 On Lap 16 @ 85.88 mph			
D2: Matthew GEORGE		Total Stint: 8 Laps - 18:38.976 (41.93%)		Best Lap: 2:00.640 On Lap 4 @ 88.59 mph			
STOP	IN TIME	DRIVER IN	STINT TIME	STOP TIME	TOTAL STOP TIME	OUT TIME	DRIVER OUT
1 -	12:33:50.669	Matthew GEORGE	10:23.895	4:33.809	4:33.809	12:38:24.478	Matthew GEORGE
2 -	12:44:45.183	Matthew GEORGE	6:20.705	1:54.376	6:28.185	12:46:39.559	Steve MCCULLEY
3 -	13:10:08.844	Steve MCCULLEY					

<b>P29 22 GT4PA</b>		<b>Invictus Games Racing</b>		<b>Jaguar F-TYPE SVR GT4</b>			
D1: Ben NORFOLK		Total Stint: 11 Laps - 30:08.323 (57.6%)		Best Lap: 2:04.541 On Lap 18 @ 85.81 mph			
D2: Jason WOLFE		Total Stint: 10 Laps - 23:08.943 (44.24%)		Best Lap: 2:01.230 On Lap 9 @ 88.16 mph			
STOP	IN TIME	DRIVER IN	STINT TIME	STOP TIME	TOTAL STOP TIME	OUT TIME	DRIVER OUT
1 -	12:19:19.288	Ben NORFOLK	2:27.534	2:44.283	2:44.283	12:22:03.571	Jason WOLFE
2 -	12:28:21.841	Jason WOLFE	6:18.270	2:45.501	5:29.784	12:31:07.342	Jason WOLFE
3 -	12:45:41.384	Jason WOLFE	14:34.042	2:16.631	7:46.415	12:47:58.015	Ben NORFOLK
4 -	13:12:54.521	Ben NORFOLK					

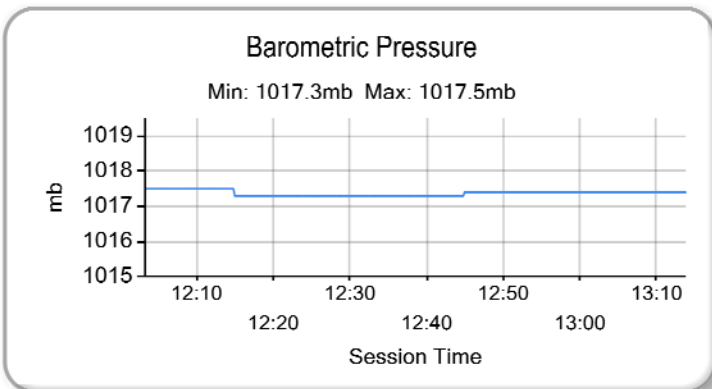
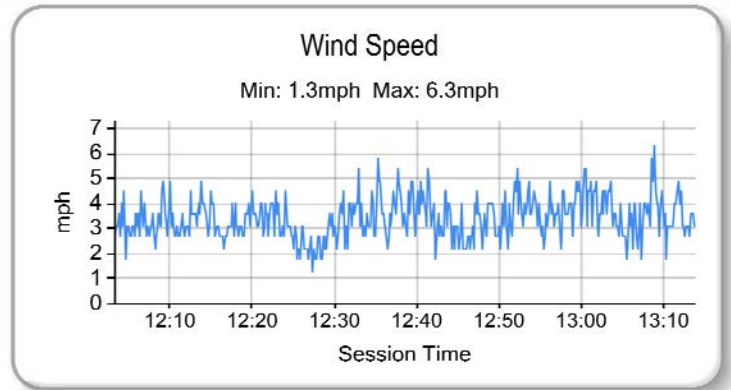
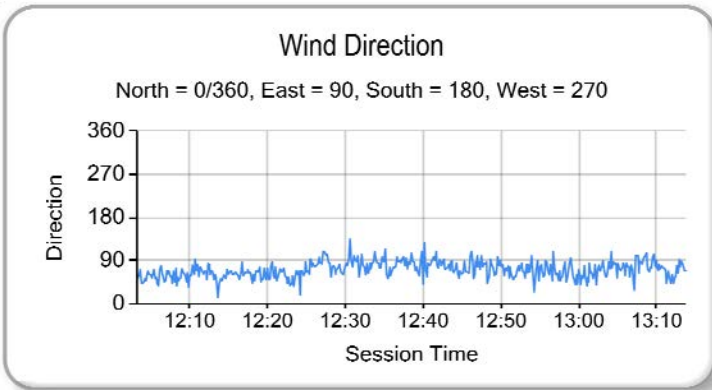
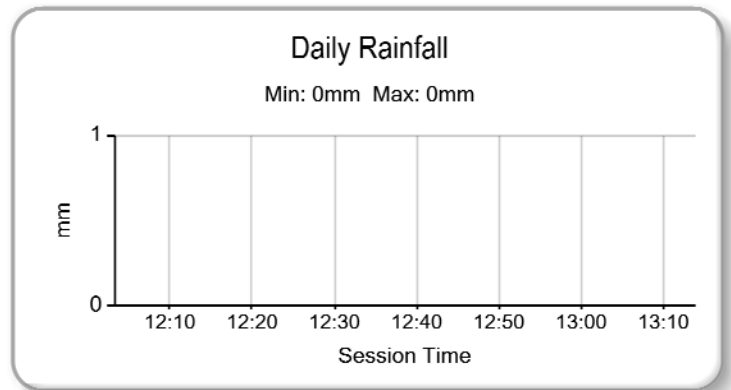
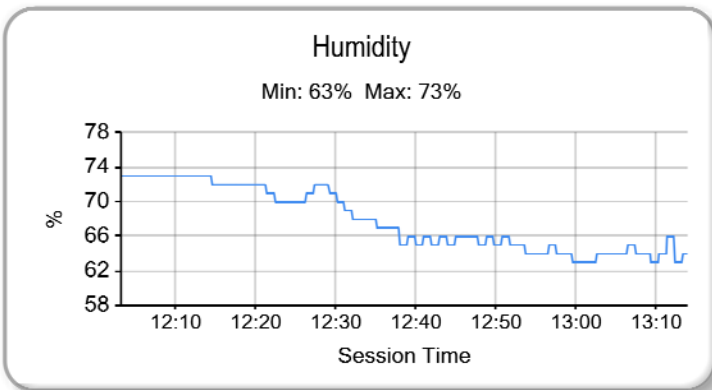
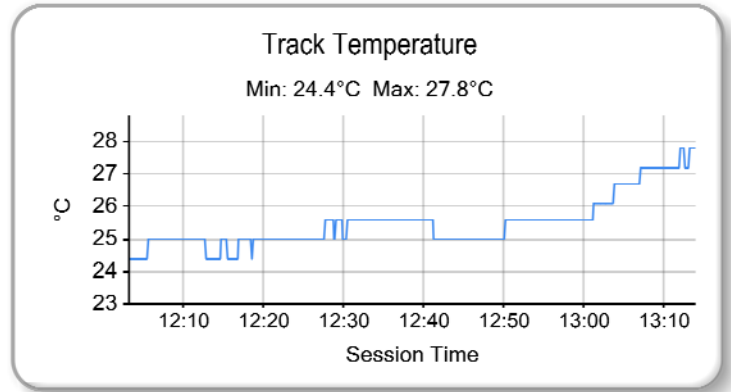
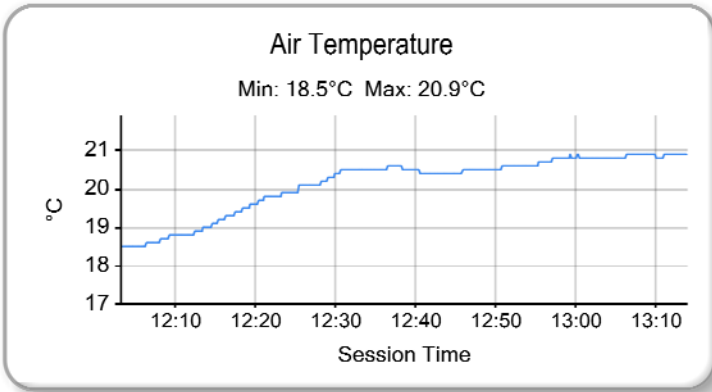
<b>P30 86 GT4S</b>		<b>Steller Performance</b>		<b>Toyota GT86</b>			
D1: Dean MACDONALD		Total Stint: 9 Laps - 23:09.886 (56.63%)		Best Lap: 2:02.307 On Lap 8 @ 87.38 mph			
D2: Alex QUINN		Total Stint: 0 Laps - 2:10.132 (5.3%)					
STOP	IN TIME	DRIVER IN	STINT TIME	STOP TIME	TOTAL STOP TIME	OUT TIME	DRIVER OUT
1 -	12:13:19.143	Dean MACDONALD	2:15.125	1:53.763	1:53.763	12:15:12.906	Dean MACDONALD
2 -	12:21:32.030	Dean MACDONALD	6:19.124	8:40.752	10:34.515	12:30:12.782	Dean MACDONALD
3 -	12:33:33.376	Dean MACDONALD	3:20.594	7:09.917	17:44.432	12:40:43.293	Dean MACDONALD
4 -	12:49:03.415	Dean MACDONALD	8:20.122	2:54.921	20:39.353	12:51:58.336	Alex QUINN
5 -	12:54:08.468	Alex QUINN					

<b>P31 88 GT4S</b>		<b>Team HARD. with Trade Price Cars</b>		<b>Ginetta G55 GT4</b>			
D1: Joshua JACKSON		Total Stint: 0 Laps					
D2: Benjamin WALLACE		Total Stint: 12 Laps - 26:43.263 (44.51%)		Best Lap: 2:02.700 On Lap 9 @ 87.10 mph			
STOP	IN TIME	DRIVER IN	STINT TIME	STOP TIME	TOTAL STOP TIME	OUT TIME	DRIVER OUT
1 -	12:16:45.931	Benjamin WALLACE	5:11.798	5:35.820	5:35.820	12:22:21.751	Benjamin WALLACE
2 -	12:24:43.325	Benjamin WALLACE	2:21.574	6:55.872	12:31.692	12:31:39.197	Benjamin WALLACE
3 -	12:36:11.164	Benjamin WALLACE	4:31.967	20:46.906	33:18.598	12:56:58.070	Benjamin WALLACE
-	Finish	Benjamin WALLACE	14:37.924				

<b>P32 34 GT4PA</b>		<b>Team HARD. with Trade Price Cars</b>		<b>Ginetta G55 GT4</b>			
D1: Anna WALEWSKA		Total Stint: 0 Laps					
D2: Callum HAWKINS-ROW		Total Stint: 6 Laps - 15:15.495 (100%)		Best Lap: 2:04.667 On Lap 5 @ 85.73 mph			
STOP	IN TIME	DRIVER IN	STINT TIME	STOP TIME	TOTAL STOP TIME	OUT TIME	DRIVER OUT
1 -	12:27:52.615	Callum HAWKINS-ROW					

# British GT Championship

## FREE PRACTICE 2 - WEATHER CONDITIONS



Weather / Track : Overcast / Dry

Results can be found at [www.tsl-timing.com](http://www.tsl-timing.com)

Snetterton 300  
Circuit Length = 2.9689 miles  
Start: 12:10 Flag 13:10 End: 13:13

Printed - 13:24 Saturday, 26 May 2018

## British GT Championship

### QUALIFYING - GT3 AM - CLASSIFICATION

POS	NO	CL	PIC	TEAM / DRIVERS	CAR	TIME	ON	LAPS	GAP	DIFF	MPH
1	11	GT3PA	1	TF Sport Mark FARMER / Nicki THIM	Aston Martin V12 Vantage GT3	<b>1:49.798</b>	2	4			97.34
2	47 *	GT3PA	2	Jetstream Motorsport Graham DAVIDSON / Maxime MARTIN	Aston Martin V12 Vantage GT3	<b>1:49.846</b>	2	3	<b>0.048</b>	0.048	97.30
3	33	GT3PA	3	Barwell Motorsport Jon MINSHAW / Phil KEEN	Lamborghini Huracan GT3	<b>1:49.871</b>	4	5	<b>0.073</b>	0.025	97.27
4	1	GT3PA	4	Team Parker Racing Ltd Rick PARFITT JNR / Ryan RATCLIFFE	Bentley Continental GT3	<b>1:50.333</b>	3	5	<b>0.535</b>	0.462	96.87
5	99	GT3PA	5	Beechdean AMR Andrew HOWARD / Darren TURNER	Aston Martin V12 Vantage GT3	<b>1:50.544</b>	4	4	<b>0.746</b>	0.211	96.68
6	24 *	GT3S	1	RJN Motorsport Jordan WITT / Struan MOORE	Nissan GT-R NISMO GT3	<b>1:50.561</b>	5	5	<b>0.763</b>	0.017	96.67
7	69	GT3PA	6	Barwell Motorsport Sam DE HAAN / Jonny COCKER	Lamborghini Huracan GT3	<b>1:50.649</b>	4	4	<b>0.851</b>	0.088	96.59
8	7 *	GT3PA	7	Team Parker Racing Ltd Ian LOGGIE / Callum MACLEOD	Bentley Continental GT3	<b>1:50.751</b>	3	4	<b>0.953</b>	0.102	96.50
9	75	GT3PA	8	Optimum Motorsport Flick HAIGH / Jonny ADAM	Aston Martin V12 Vantage GT3	<b>1:51.005</b>	5	5	<b>1.207</b>	0.254	96.28
10	17	GT3PA	9	TF Sport Derek JOHNSTON / Marco SORENSEN	Aston Martin V12 Vantage GT3	<b>1:51.128</b>	2	4	<b>1.330</b>	0.123	96.17
11	116	GT3PA	10	ERC Sport Lee MOWLE / Yelmer BUURMAN	Mercedes-AMG GT3	<b>1:52.328</b>	3	4	<b>2.530</b>	1.200	95.15

Cars 7 & 47 – Lap time disallowed for exceeding track limits

Car 24 – 2 Lap times disallowed for exceeding track limits

Snetterton 300

Circuit Length = 2.9689 miles

Start: 15:50 Flag 16:00 End: 16:03

Weather / Track : Bright / Dry

These results are provisional until the conclusion of any judicial and technical matters.

Race Director : Peter Daly

Stewards :

Timekeeper :

Results can be found at [www.tsl-timing.com](http://www.tsl-timing.com)

Printed - 16:03 Saturday, 26 May 2018



## British GT Championship

### QUALIFYING - GT3 AM - CLASSIFICATION BY CLASS

#### CLASS : GT3 - GT3PA

POS	NO	NAME	ENTRY	TIME	ON	LAPS	GAP	DIFF	MPH
1	11	TF Sport	Aston Martin V12 Vantage GT3	1:49.798	2	4			97.34
2	47 *	Jetstream Motorsport	Aston Martin V12 Vantage GT3	1:49.846	2	3	0.048	0.048	97.30
3	33	Barwell Motorsport	Lamborghini Huracan GT3	1:49.871	4	5	0.073	0.025	97.27
4	1	Team Parker Racing Ltd	Bentley Continental GT3	1:50.333	3	5	0.535	0.462	96.87
5	99	Beechdean AMR	Aston Martin V12 Vantage GT3	1:50.544	4	4	0.746	0.211	96.68
6	69	Barwell Motorsport	Lamborghini Huracan GT3	1:50.649	4	4	0.851	0.105	96.59
7	7 *	Team Parker Racing Ltd	Bentley Continental GT3	1:50.751	3	4	0.953	0.102	96.50
8	75	Optimum Motorsport	Aston Martin V12 Vantage GT3	1:51.005	5	5	1.207	0.254	96.28
9	17	TF Sport	Aston Martin V12 Vantage GT3	1:51.128	2	4	1.330	0.123	96.17
10	116	ERC Sport	Mercedes-AMG GT3	1:52.328	3	4	2.530	1.200	95.15

#### CLASS : GT3 - GT3S

POS	NO	NAME	ENTRY	TIME	ON	LAPS	GAP	DIFF	MPH
1	24 *	RJN Motorsport	Nissan GT-R NISMO GT3	1:50.561	5	5			96.67

Cars 7 & 47 – Lap time disallowed for exceeding track limits

Car 24 – 2 Lap times disallowed for exceeding track limits

Snetterton 300

Circuit Length = 2.9689 miles

Start: 15:50 Flag 16:00 End: 16:03

Weather / Track : Bright / Dry

These results are provisional until the conclusion of any judicial and technical matters.

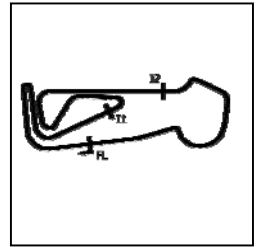
Race Director : Peter Daly	Stewards :	Timekeeper :
----------------------------	------------	--------------

Results can be found at [www.tsl-timing.com](http://www.tsl-timing.com)

Printed - 16:05 Saturday, 26 May 2018

# British GT Championship

## QUALIFYING - GT3 AM - SECTOR ANALYSIS



SECTOR 1 = FL to I1, SECTOR 2 = I1 to I2, SECTOR 3 = I2 to FL, DIFF = Difference To Personal Best Lap, P = Crossed Finish Line in Pit Lane, D = Time Disallowed

<b>P1</b>	<b>11 GT3PA</b>	<b>TF Sport</b>						<b>Aston Martin V12 Vantage GT3</b>		
IDEAL LAP TIME : 1:49.511		BEST LAP TIME : 1:49.798		DIFFERENCE : 0.287						
D1: Mark FARMER		D2: Nicki THIM								
LAP	SECTOR 1	SECTOR 2		SECTOR 3		LAP TIME	MPH	DIFF	TIME OF DAY	

1 - D1	OUTLAP	127.3	40.688	149.1	36.918	140.9	1:57.383	91.05	7.585	15:52:06.834
2 - D1	<b>33.859</b>	130.8	39.802	150.1	<b>36.137</b>	141.2	<b>1:49.798 (1)</b>	<b>97.34</b>		<b>15:53:56.632</b>
3 - D1	34.006	131.3	39.531	<b>151.4</b>	36.379	141.2	1:49.916 (2)	97.23	0.118	15:55:46.548
4 - D1	34.492	<b>132.3</b>	<b>39.515</b>	151.1	36.274	<b>141.8</b>	1:50.281 (3)	96.91	0.483	15:57:36.829

<b>P2</b>	<b>47 GT3PA</b>	<b>Jetstream Motorsport</b>						<b>Aston Martin V12 Vantage GT3</b>		
IDEAL LAP TIME : 1:49.846		BEST LAP TIME : 1:49.846		DIFFERENCE : 0.000						
D1: Graham DAVIDSON		D2: Maxime MARTIN								
LAP	SECTOR 1	SECTOR 2		SECTOR 3		LAP TIME	MPH	DIFF	TIME OF DAY	

1 - D1	OUTLAP	127.3	41.101	120.4	37.294	138.6	1:58.835	89.94	8.989	15:52:13.189
2 - D1	<b>34.107</b>	<b>130.5</b>	<b>39.329</b>	<b>148.7</b>	<b>36.410</b>	<b>139.2</b>	<b>1:49.846 (1)</b>	<b>97.30</b>		<b>15:54:03.035</b>
3 - D1	34.283	129.8	39.573	148.1	36.500	138.6	<del>1:50.356</del> D	96.85	0.510	15:55:53.391

<b>P3</b>	<b>33 GT3PA</b>	<b>Barwell Motorsport</b>						<b>Lamborghini Huracan GT3</b>		
IDEAL LAP TIME : 1:49.806		BEST LAP TIME : 1:49.871		DIFFERENCE : 0.065						
D1: Jon MINSHAW		D2: Phil KEEN								
LAP	SECTOR 1	SECTOR 2		SECTOR 3		LAP TIME	MPH	DIFF	TIME OF DAY	

1 - D1	OUTLAP	127.5	40.604	147.4	37.083	138.0	1:57.428	91.01	7.557	15:52:08.465
2 - D1	34.268	129.5	39.583	148.1	<b>36.225</b>	138.3	1:50.076 (2)	97.09	0.205	15:53:58.541
3 - D1	34.402	<b>130.0</b>	39.657	148.4	36.412	138.3	1:50.471 (3)	96.75	0.600	15:55:49.012
4 - D1	<b>34.238</b>	<b>130.0</b>	<b>39.343</b>	<b>148.7</b>	36.290	<b>138.6</b>	<b>1:49.871 (1)</b>	<b>97.27</b>		<b>15:57:38.883</b>
5 - D1	34.354	<b>130.0</b>	40.095	126.6	38.250	138.0	1:52.699	94.83	2.828	15:59:31.582

<b>P4</b>	<b>1 GT3PA</b>	<b>Team Parker Racing Ltd</b>						<b>Bentley Continental GT3</b>		
IDEAL LAP TIME : 1:50.149		BEST LAP TIME : 1:50.333		DIFFERENCE : 0.184						
D1: Rick PARFITT JNR		D2: Ryan RATCLIFFE								
LAP	SECTOR 1	SECTOR 2		SECTOR 3		LAP TIME	MPH	DIFF	TIME OF DAY	

1 - D1	OUTLAP	107.7	41.802	142.1	37.459	138.9	2:07.199	84.02	16.866	15:52:26.551
2 - D1	<b>34.374</b>	129.5	39.664	147.4	<b>36.332</b>	139.2	1:50.370 (2)	96.83	0.037	15:54:16.921
3 - D1	34.481	130.5	<b>39.443</b>	148.7	36.409	138.3	<b>1:50.333 (1)</b>	<b>96.87</b>		<b>15:56:07.254</b>
4 - D1	34.465	<b>130.8</b>	40.016	147.8	36.457	<b>139.8</b>	1:50.938 (3)	96.34	0.605	15:57:58.192
5 - D1	35.221	129.3	40.011	147.8	36.867	137.7	1:52.099	95.34	1.766	15:59:50.291

<b>P5</b>	<b>99 GT3PA</b>	<b>Beechdean AMR</b>						<b>Aston Martin V12 Vantage GT3</b>		
IDEAL LAP TIME : 1:50.352		BEST LAP TIME : 1:50.544		DIFFERENCE : 0.192						
D1: Andrew HOWARD		D2: Darren TURNER								
LAP	SECTOR 1	SECTOR 2		SECTOR 3		LAP TIME	MPH	DIFF	TIME OF DAY	

1 - D1	OUTLAP	120.4	41.481	147.4	37.881	139.5	2:00.631	88.60	10.087	15:52:49.048
2 - D1	<b>34.386</b>	<b>131.5</b>	39.624	148.7	36.869	<b>140.3</b>	1:50.879 (2)	96.39	0.335	15:54:39.927
3 - D1	34.500	131.3	46.229	139.5	39.304	139.5	2:00.033 (3)	89.04	9.489	15:56:39.960
4 - D1	34.578	130.8	<b>39.355</b>	<b>149.4</b>	<b>36.611</b>	139.8	<b>1:50.544 (1)</b>	<b>96.68</b>		<b>15:58:30.504</b>

<b>P6</b>	<b>24 GT3S</b>	<b>RJN Motorsport</b>						<b>Nissan GT-R NISMO GT3</b>		
IDEAL LAP TIME : 1:49.994		BEST LAP TIME : 1:50.561		DIFFERENCE : 0.567						
D1: Jordan WITT		D2: Struan MOORE								
LAP	SECTOR 1	SECTOR 2		SECTOR 3		LAP TIME	MPH	DIFF	TIME OF DAY	

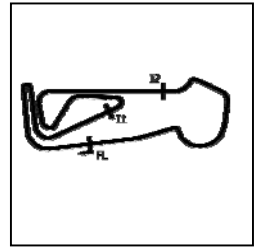
1 - D1	OUTLAP	129.5	44.511	107.0	39.405	<b>139.8</b>	2:03.691	86.40	13.130	15:52:19.145
2 - D1	<b>34.442</b>	130.5	40.628	146.8	36.747	139.2	<del>1:51.817</del> D	95.58	1.256	15:54:10.962
3 - D1	34.656	128.0	<b>39.371</b>	<b>149.7</b>	36.475	138.6	<del>1:50.502</del> D	96.72		15:56:01.464
4 - D1	34.633	<b>131.0</b>	39.869	148.7	36.212	139.2	1:50.714 (2)	96.53	0.153	15:57:52.178
5 - D1	34.613	130.3	39.767	<b>149.7</b>	<b>36.181</b>	137.5	<b>1:50.561 (1)</b>	<b>96.67</b>		<b>15:59:42.739</b>

Weather / Track : Bright / Dry

Snetterton 300  
Circuit Length = 2.9689 miles  
Start: 15:50 Flag 16:00 End: 16:03

# British GT Championship

## QUALIFYING - GT3 AM - SECTOR ANALYSIS



SECTOR 1 = FL to I1, SECTOR 2 = I1 to I2, SECTOR 3 = I2 to FL, DIFF = Difference To Personal Best Lap, P = Crossed Finish Line in Pit Lane, D = Time Disallowed

P7 69 GT3PA Barwell Motorsport		Lamborghini Huracan GT3								
IDEAL LAP TIME : 1:50.630		BEST LAP TIME : 1:50.649								
D1: Sam DE HAAN		D2: Jonny COCKER								
DIFFERENCE : 0.019										
LAP	SECTOR 1	SECTOR 2	SECTOR 3	LAP TIME	MPH	DIFF	TIME OF DAY			
1 - D1	OUTLAP	127.0	40.303	146.2	36.872	136.6	1:56.377	91.84	5.728	15:53:36.923
2 - D1	35.107	128.3	40.188	147.4	36.742	137.2	1:52.037 (3)	95.39	1.388	15:55:28.960
3 - D1	34.580	<b>129.0</b>	39.746	<b>147.8</b>	<b>36.417</b>	137.5	1:50.743 (2)	96.51	0.094	15:57:19.703
<b>4 - D1</b>	<b>34.523</b>	128.5	<b>39.690</b>	147.4	36.436	<b>137.7</b>	<b>1:50.649 (1)</b>	<b>96.59</b>		<b>15:59:10.352</b>

P8 7 GT3PA Team Parker Racing Ltd		Bentley Continental GT3								
IDEAL LAP TIME : 1:50.738		BEST LAP TIME : 1:50.751								
D1: Ian LOGGIE		D2: Callum MACLEOD								
DIFFERENCE : 0.013										
LAP	SECTOR 1	SECTOR 2	SECTOR 3	LAP TIME	MPH	DIFF	TIME OF DAY			
1 - D1	OUTLAP	127.8	39.884	147.8	36.503	139.8	1:55.997	92.14	5.246	15:53:03.986
2 - D1	34.621	130.3	40.080	148.4	<b>36.326</b>	139.8	1:51.027 (2)	96.26	0.276	15:54:55.013
<b>3 - D1</b>	<b>34.558</b>	129.8	<b>39.854</b>	<b>148.7</b>	36.339	<b>140.1</b>	<b>1:50.751 (1)</b>	<b>96.50</b>		<b>15:56:45.764</b>
4 - D1	34.671	<b>130.5</b>	40.038	<b>148.7</b>	36.495	139.5	<del>1:54.204</del> D	96.11	0.453	15:58:36.968

P9 75 GT3PA Optimum Motorsport		Aston Martin V12 Vantage GT3								
IDEAL LAP TIME : 1:50.386		BEST LAP TIME : 1:51.005								
D1: Flick HAIGH		D2: Jonny ADAM								
DIFFERENCE : 0.619										
LAP	SECTOR 1	SECTOR 2	SECTOR 3	LAP TIME	MPH	DIFF	TIME OF DAY			
1 - D1	OUTLAP	127.5	40.760	146.5	IN PIT		3:16.101 P	54.50	1:25.096	15:53:37.620
2 - D1	OUTLAP	85.1	43.207	127.5	37.784	140.1	2:04.521	85.83	13.516	15:55:42.141
3 - D1	<b>34.251</b>	131.3	<b>39.632</b>	148.4	37.365	139.5	1:51.248 (2)	96.07	0.243	15:57:33.389
4 - D1	34.861	<b>131.5</b>	39.909	<b>149.4</b>	36.659	<b>140.6</b>	1:51.429 (3)	95.91	0.424	15:59:24.818
<b>5 - D1</b>	34.430	130.3	40.072	148.7	<b>36.503</b>	139.8	<b>1:51.005 (1)</b>	<b>96.28</b>		<b>16:01:15.823</b>

P10 17 GT3PA TF Sport		Aston Martin V12 Vantage GT3								
IDEAL LAP TIME : 1:50.695		BEST LAP TIME : 1:51.128								
D1: Derek JOHNSTON		D2: Marco SORENSEN								
DIFFERENCE : 0.433										
LAP	SECTOR 1	SECTOR 2	SECTOR 3	LAP TIME	MPH	DIFF	TIME OF DAY			
1 - D1	OUTLAP	128.8	<b>39.765</b>	149.1	<b>36.663</b>	<b>140.6</b>	1:55.778	92.31	4.650	15:53:15.286
<b>2 - D1</b>	<b>34.267</b>	<b>132.1</b>	40.007	150.8	36.854	139.8	<b>1:51.128 (1)</b>	<b>96.17</b>		<b>15:55:06.414</b>
3 - D1	34.913	131.3	40.252	150.8	37.261	139.5	1:52.426 (2)	95.06	1.298	15:56:58.840
4 - D1	35.443	131.0	40.204	<b>151.4</b>	37.393	139.5	1:53.040 (3)	94.55	1.912	15:58:51.880

P11 116 GT3PA ERC Sport		Mercedes-AMG GT3								
IDEAL LAP TIME : 1:52.328		BEST LAP TIME : 1:52.328								
D1: Lee MOWLE		D2: Yelmer BUURMAN								
DIFFERENCE : 0.000										
LAP	SECTOR 1	SECTOR 2	SECTOR 3	LAP TIME	MPH	DIFF	TIME OF DAY			
1 - D1	OUTLAP	124.0	42.837	142.4	40.528	136.6	2:06.259	84.65	13.931	15:52:44.029
2 - D1	35.373	125.6	40.563	144.0	37.794	136.6	1:53.730 (3)	93.97	1.402	15:54:37.759
<b>3 - D1</b>	<b>35.023</b>	126.3	<b>40.038</b>	145.2	<b>37.267</b>	137.7	<b>1:52.328 (1)</b>	<b>95.15</b>		<b>15:56:30.087</b>
4 - D1	35.039	127.3	40.139	145.5	37.438	<b>138.0</b>	1:52.616 (2)	94.90	0.288	15:58:22.703

Weather / Track : Bright / Dry

Snetterton 300  
Circuit Length = 2.9689 miles  
Start: 15:50 Flag 16:00 End: 16:03



# British GT Championship

## QUALIFYING - GT3 AM - BEST SPEEDS

POS	INTERMEDIATE 1			INTERMEDIATE 2			FINISH LINE		
	NO	NAME	MPH	NO	NAME	MPH	NO	NAME	MPH
1	11	TF Sport	132.3	11	TF Sport	151.4	11	TF Sport	141.8
2	17	TF Sport	132.1	17	TF Sport	151.4	75	Optimum Motorsport	140.6
3	99	Beechdean AMR	131.5	24	RJN Motorsport	149.7	17	TF Sport	140.6
4	75	Optimum Motorsport	131.5	99	Beechdean AMR	149.4	99	Beechdean AMR	140.3
5	24	RJN Motorsport	131.0	75	Optimum Motorsport	149.4	7	Team Parker Racing Ltd	140.1
6	1	Team Parker Racing Ltd	130.8	1	Team Parker Racing Ltd	149.1	1	Team Parker Racing Ltd	139.8
7	47	Jetstream Motorsport	130.5	47	Jetstream Motorsport	148.7	24	RJN Motorsport	139.8
8	7	Team Parker Racing Ltd	130.5	33	Barwell Motorsport	148.7	47	Jetstream Motorsport	139.2
9	33	Barwell Motorsport	130.0	7	Team Parker Racing Ltd	148.7	33	Barwell Motorsport	138.6
10	69	Barwell Motorsport	129.0	69	Barwell Motorsport	147.8	116	ERC Sport	138.0
11	116	ERC Sport	127.8	116	ERC Sport	145.8	69	Barwell Motorsport	137.7

Weather / Track : Bright / Dry

Results can be found at [www.tsl-timing.com](http://www.tsl-timing.com)

Snetterton 300  
Circuit Length = 2.9689 miles  
Start: 15:50 Flag 16:00 End: 16:03

Printed - 16:05 Saturday, 26 May 2018

# British GT Championship

## QUALIFYING - GT3 AM - BEST SECTORS

SECTOR 1			SECTOR 2			SECTOR 3			IDEAL / BEST COMPARISON						
POS	NO	NAME	TIME	NO	NAME	TIME	NO	NAME	TIME	POS	NO	NAME	IDEAL	BEST	DIFF
													<b>PERFECT LAP</b>	<b>1:49.325</b>	
1	11	TF Sport	33.859	47	Jetstream Motorspo	39.329	11	TF Sport	36.137	1	11	TF Sport	1:49.511	1:49.798	0.287
2	47	Jetstream Motorspo	34.107	33	Barwell Motorsport	39.343	24	RJN Motorsport	36.181	2	33	Barwell Motorsport	1:49.806	1:49.871	0.065
3	33	Barwell Motorsport	34.238	99	Beechdean AMR	39.355	33	Barwell Motorsport	36.225	3	47	Jetstream Motorsport	1:49.846	1:49.846	0.000
4	75	Optimum Motorspor	34.251	24	RJN Motorsport	39.371	7	Team Parker Racing	36.326	4	24	RJN Motorsport	1:49.994	1:50.561	0.567
5	17	TF Sport	34.267	1	Team Parker Racing	39.443	1	Team Parker Racing	36.332	5	1	Team Parker Racing L	1:50.149	1:50.333	0.184
6	1	Team Parker Racing	34.374	11	TF Sport	39.515	47	Jetstream Motorspo	36.410	6	99	Beechdean AMR	1:50.352	1:50.544	0.192
7	99	Beechdean AMR	34.386	75	Optimum Motorspor	39.632	69	Barwell Motorsport	36.417	7	75	Optimum Motorsport	1:50.386	1:51.005	0.619
8	24	RJN Motorsport	34.442	69	Barwell Motorsport	39.690	75	Optimum Motorspor	36.503	8	69	Barwell Motorsport	1:50.630	1:50.649	0.019
9	69	Barwell Motorsport	34.523	17	TF Sport	39.765	99	Beechdean AMR	36.611	9	17	TF Sport	1:50.695	1:51.128	0.433
10	7	Team Parker Racing	34.558	7	Team Parker Racing	39.854	17	TF Sport	36.663	10	7	Team Parker Racing L	1:50.738	1:50.751	0.013
11	116	ERC Sport	35.023	116	ERC Sport	40.038	116	ERC Sport	37.267	11	116	ERC Sport	1:52.328	1:52.328	0.000

Weather / Track : Bright / Dry

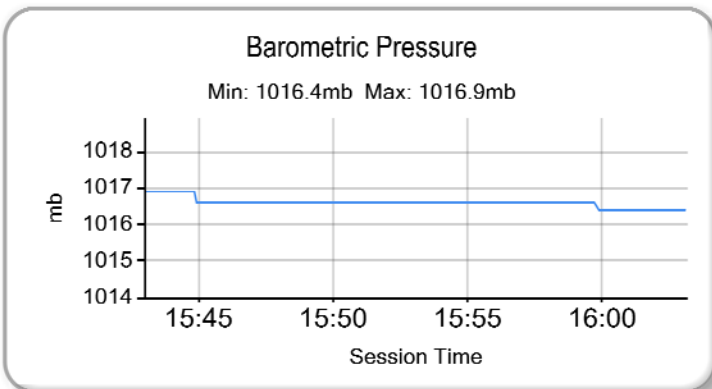
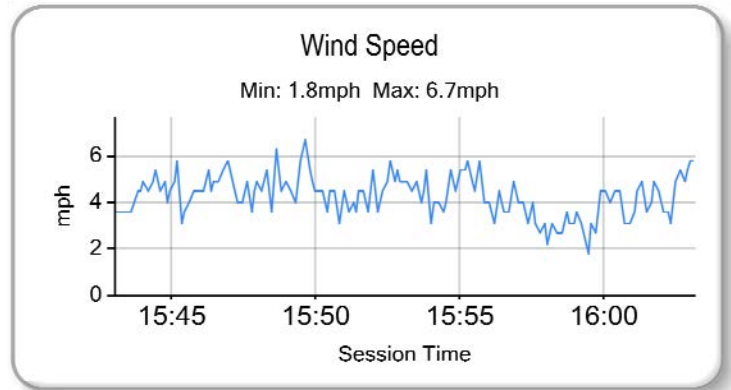
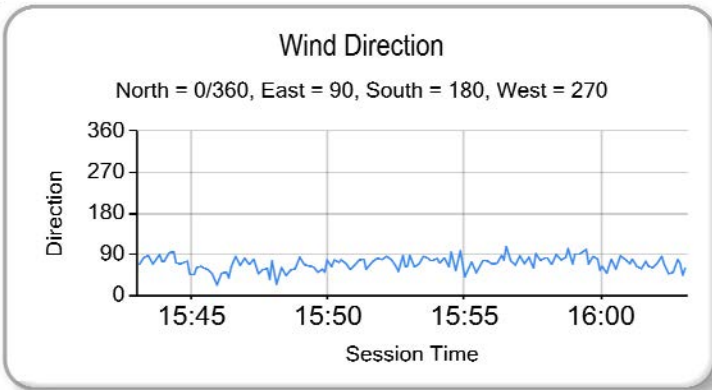
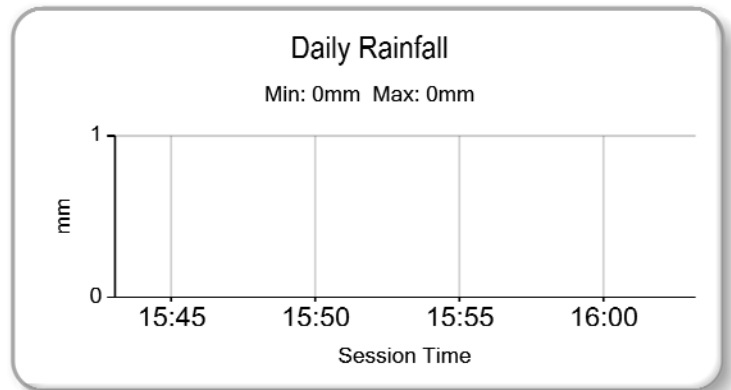
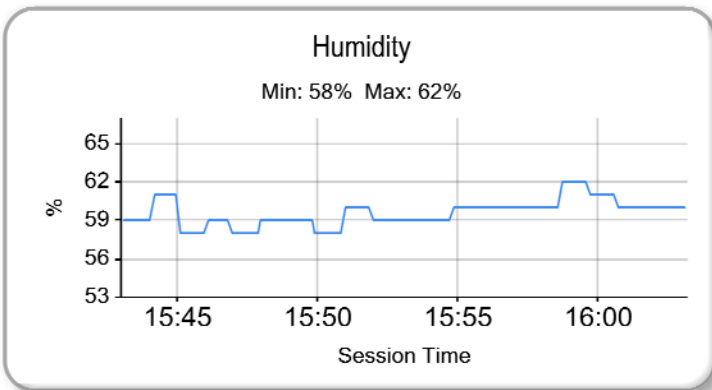
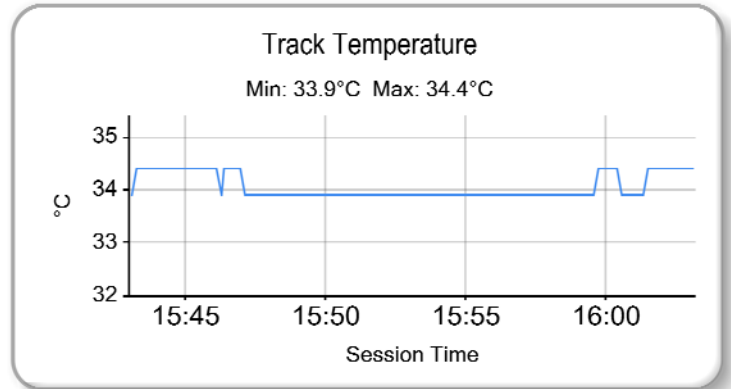
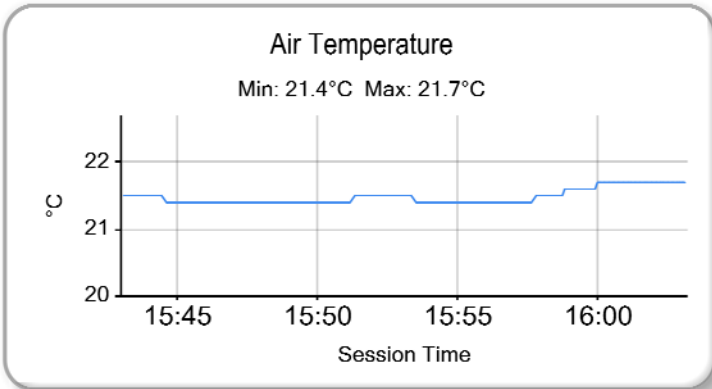
Results can be found at [www.tsl-timing.com](http://www.tsl-timing.com)

Snetterton 300  
Circuit Length = 2.9689 miles  
Start: 15:50 Flag 16:00 End: 16:03

Printed - 16:05 Saturday, 26 May 2018

# British GT Championship

## QUALIFYING - GT3 AM - WEATHER CONDITIONS



Weather / Track : Bright / Dry

Results can be found at [www.tsl-timing.com](http://www.tsl-timing.com)

Snetterton 300  
Circuit Length = 2.9689 miles  
Start: 15:50 Flag 16:00 End: 16:03

Printed - 16:07 Saturday, 26 May 2018

## British GT Championship

### QUALIFYING - GT3 PRO - CLASSIFICATION

POS	NO	CL	PIC	TEAM / DRIVERS	CAR	TIME	ON	LAPS	GAP	DIFF	MPH
1	11 *	GT3PA	1	TF Sport Mark FARMER / Nicki THIM	Aston Martin V12 Vantage GT3	1:47.385	2	3			99.53
2	33	GT3PA	2	Barwell Motorsport Jon MINSHAW / Phil KEEN	Lamborghini Huracan GT3	1:47.916	2	4	0.531	0.531	99.04
3	47 *	GT3PA	3	Jetstream Motorsport Graham DAVIDSON / Maxime MARTIN	Aston Martin V12 Vantage GT3	1:48.099	2	2	0.714	0.183	98.87
4	17	GT3PA	4	TF Sport Derek JOHNSTON / Marco SORENSEN	Aston Martin V12 Vantage GT3	1:48.106	2	3	0.721	0.007	98.86
5	99	GT3PA	5	Beechdean AMR Andrew HOWARD / Darren TURNER	Aston Martin V12 Vantage GT3	1:48.169	2	3	0.784	0.063	98.80
6	69 *	GT3PA	6	Barwell Motorsport Sam DE HAAN / Jonny COCKER	Lamborghini Huracan GT3	1:48.300	3	4	0.915	0.131	98.68
7	75	GT3PA	7	Optimum Motorsport Flick HAIGH / Jonny ADAM	Aston Martin V12 Vantage GT3	1:48.579	2	3	1.194	0.279	98.43
8	7	GT3PA	8	Team Parker Racing Ltd Ian LOGGIE / Callum MACLEOD	Bentley Continental GT3	1:48.731	2	3	1.346	0.152	98.29
9	116 *	GT3PA	9	ERC Sport Lee MOWLE / Yelmer BUURMAN	Mercedes-AMG GT3	1:48.834	5	5	1.449	0.103	98.20
10	24 *	GT3S	1	RJN Motorsport Jordan WITT / Struan MOORE	Nissan GT-R NISMO GT3	1:49.085	3	4	1.700	0.251	97.97
11	1	GT3PA	10	Team Parker Racing Ltd Rick PARFITT JNR / Ryan RATCLIFFE	Bentley Continental GT3	1:50.326	2	4	2.941	1.241	96.87

Cars 11, 24 & 69 – Lap time disallowed for exceeding track limits

Car 116 – 2 Lap times disallowed for exceeding track limits

Car 47 - 8 Place grid penalty, Championship Regulation 2.3.2

Snetterton 300

Circuit Length = 2.9689 miles

Start: 16:04 Flag 16:14 End: 16:16

Weather / Track : Bright / Dry

These results are provisional until the conclusion of any judicial and technical matters.

Race Director : Peter Daly

Stewards :

Timekeeper :

Results can be found at [www.tsl-timing.com](http://www.tsl-timing.com)

Printed - 18:11 Saturday, 26 May 2018



## British GT Championship

### QUALIFYING - GT3 PRO - CLASSIFICATION BY CLASS

#### CLASS : GT3 - GT3PA

POS	NO	NAME	ENTRY	TIME	ON	LAPS	GAP	DIFF	MPH
1	11 *	TF Sport	Aston Martin V12 Vantage GT3	<b>1:47.385</b>	2	3			99.53
2	33	Barwell Motorsport	Lamborghini Huracan GT3	<b>1:47.916</b>	2	4	<b>0.531</b>	0.531	99.04
3	47	Jetstream Motorsport	Aston Martin V12 Vantage GT3	<b>1:48.099</b>	2	2	<b>0.714</b>	0.183	98.87
4	17	TF Sport	Aston Martin V12 Vantage GT3	<b>1:48.106</b>	2	3	<b>0.721</b>	0.007	98.86
5	99	Beechdean AMR	Aston Martin V12 Vantage GT3	<b>1:48.169</b>	2	3	<b>0.784</b>	0.063	98.80
6	69 *	Barwell Motorsport	Lamborghini Huracan GT3	<b>1:48.300</b>	3	4	<b>0.915</b>	0.131	98.68
7	75	Optimum Motorsport	Aston Martin V12 Vantage GT3	<b>1:48.579</b>	2	3	<b>1.194</b>	0.279	98.43
8	7	Team Parker Racing Ltd	Bentley Continental GT3	<b>1:48.731</b>	2	3	<b>1.346</b>	0.152	98.29
9	116 *	ERC Sport	Mercedes-AMG GT3	<b>1:48.834</b>	5	5	<b>1.449</b>	0.103	98.20
10	1	Team Parker Racing Ltd	Bentley Continental GT3	<b>1:50.326</b>	2	4	<b>2.941</b>	1.492	96.87

#### CLASS : GT3 - GT3S

POS	NO	NAME	ENTRY	TIME	ON	LAPS	GAP	DIFF	MPH
1	24 *	RJN Motorsport	Nissan GT-R NISMO GT3	<b>1:49.085</b>	3	4			97.97

Cars 11, 24 & 69 – Lap time disallowed for exceeding track limits

Car 116 – 2 Lap times disallowed for exceeding track limits

Snetterton 300

Circuit Length = 2.9689 miles

Start: 16:04 Flag 16:14 End: 16:16

Weather / Track : Bright / Dry

These results are provisional until the conclusion of any judicial and technical matters.

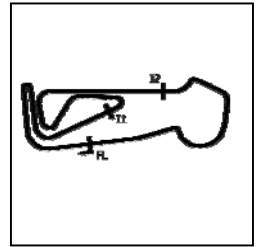
Race Director : Peter Daly	Stewards :	Timekeeper :
----------------------------	------------	--------------

Results can be found at [www.tsl-timing.com](http://www.tsl-timing.com)

Printed - 16:22 Saturday, 26 May 2018

# British GT Championship

## QUALIFYING - GT3 PRO - SECTOR ANALYSIS



SECTOR 1 = FL to I1, SECTOR 2 = I1 to I2, SECTOR 3 = I2 to FL, DIFF = Difference To Personal Best Lap, P = Crossed Finish Line in Pit Lane, D = Time Disallowed

<b>P1</b>	<b>11 GT3PA</b>	<b>TF Sport</b>					<b>Aston Martin V12 Vantage GT3</b>			
IDEAL LAP TIME : 1:47.337		BEST LAP TIME : 1:47.385		DIFFERENCE : 0.048						
D1: Mark FARMER		D2: Nicki THIM								
LAP	SECTOR 1	SECTOR 2		SECTOR 3		LAP TIME	MPH	DIFF	TIME OF DAY	

1 - D2	OUTLAP	107.5	43.793	138.9	38.760	140.1	2:10.866	81.67	23.481	16:06:24.842
2 - D2	<b>33.677</b>	132.3	<b>38.385</b>	<b>151.1</b>	35.323	<b>141.5</b>	<b>1:47.385 (1)</b>	<b>99.53</b>		<b>16:08:12.227</b>
3 - D2	33.723	<b>132.6</b>	38.726	<b>151.1</b>	<b>35.275</b>	<b>141.5</b>	4:47.724 D	99.21	0.339	16:09:59.951

<b>P2</b>	<b>33 GT3PA</b>	<b>Barwell Motorsport</b>					<b>Lamborghini Huracan GT3</b>			
IDEAL LAP TIME : 1:47.916		BEST LAP TIME : 1:47.916		DIFFERENCE : 0.000						
D1: Jon MINSHAW		D2: Phil KEEN								
LAP	SECTOR 1	SECTOR 2		SECTOR 3		LAP TIME	MPH	DIFF	TIME OF DAY	

1 - D2	OUTLAP	87.1	40.127	147.4	36.335	138.6	1:58.161	90.45	10.245	16:07:29.424
2 - D2	<b>33.676</b>	<b>130.3</b>	<b>38.846</b>	147.8	<b>35.394</b>	<b>139.5</b>	<b>1:47.916 (1)</b>	<b>99.04</b>		<b>16:09:17.340</b>
3 - D2	33.943	129.5	41.645	<b>148.4</b>	36.139	139.2	1:51.727 (2)	95.66	3.811	16:11:09.067
4 - D2	33.857	129.8	38.943	<b>148.4</b>	41.529	139.2	1:54.329 (3)	93.48	6.413	16:13:03.396

<b>P3</b>	<b>47 GT3PA</b>	<b>Jetstream Motorsport</b>					<b>Aston Martin V12 Vantage GT3</b>			
IDEAL LAP TIME : 1:48.099		BEST LAP TIME : 1:48.099		DIFFERENCE : 0.000						
D1: Graham DAVIDSON		D2: Maxime MARTIN								
LAP	SECTOR 1	SECTOR 2		SECTOR 3		LAP TIME	MPH	DIFF	TIME OF DAY	

1 - D2	OUTLAP	125.2	43.255	145.8	39.587	138.6	2:04.882	85.58	16.783	16:07:42.178
2 - D2	<b>33.865</b>	<b>130.5</b>	<b>38.597</b>	147.8	<b>35.637</b>	<b>139.2</b>	<b>1:48.099 (1)</b>	<b>98.87</b>		<b>16:09:30.277</b>

<b>P4</b>	<b>17 GT3PA</b>	<b>TF Sport</b>					<b>Aston Martin V12 Vantage GT3</b>			
IDEAL LAP TIME : 1:47.963		BEST LAP TIME : 1:48.106		DIFFERENCE : 0.143						
D1: Derek JOHNSTON		D2: Marco SORENSEN								
LAP	SECTOR 1	SECTOR 2		SECTOR 3		LAP TIME	MPH	DIFF	TIME OF DAY	

1 - D2	OUTLAP	129.3	40.210	142.1	37.788	140.1	1:58.918	89.87	10.812	16:06:54.710
2 - D2	33.782	<b>132.3</b>	<b>38.638</b>	150.1	35.686	140.9	<b>1:48.106 (1)</b>	<b>98.86</b>		<b>16:08:42.816</b>
3 - D2	<b>33.772</b>	132.1	38.966	<b>151.1</b>	<b>35.553</b>	<b>141.5</b>	1:48.291 (2)	98.69	0.185	16:10:31.107

<b>P5</b>	<b>99 GT3PA</b>	<b>Beechdean AMR</b>					<b>Aston Martin V12 Vantage GT3</b>			
IDEAL LAP TIME : 1:48.169		BEST LAP TIME : 1:48.169		DIFFERENCE : 0.000						
D1: Andrew HOWARD		D2: Darren TURNER								
LAP	SECTOR 1	SECTOR 2		SECTOR 3		LAP TIME	MPH	DIFF	TIME OF DAY	

1 - D2	OUTLAP	109.1	43.045	115.9	37.940	140.1	2:03.266	86.70	15.097	16:06:11.826
2 - D2	<b>33.665</b>	<b>132.1</b>	<b>38.811</b>	<b>150.8</b>	<b>35.693</b>	<b>141.2</b>	<b>1:48.169 (1)</b>	<b>98.80</b>		<b>16:07:59.995</b>
3 - D2	35.611	113.1	40.033	149.4	36.105	<b>141.2</b>	1:51.749 (2)	95.64	3.580	16:09:51.744

<b>P6</b>	<b>69 GT3PA</b>	<b>Barwell Motorsport</b>					<b>Lamborghini Huracan GT3</b>			
IDEAL LAP TIME : 1:48.262		BEST LAP TIME : 1:48.300		DIFFERENCE : 0.038						
D1: Sam DE HAAN		D2: Jonny COCKER								
LAP	SECTOR 1	SECTOR 2		SECTOR 3		LAP TIME	MPH	DIFF	TIME OF DAY	

1 - D2	OUTLAP	101.9	40.159	144.9	44.289	137.7	2:08.580	83.12	20.280	16:07:13.377
2 - D2	<b>33.914</b>	<b>129.5</b>	38.999	148.1	35.680	138.3	4:48.593 D	98.42	0.293	16:09:01.970
3 - D2	33.952	129.3	<b>38.699</b>	<b>148.7</b>	<b>35.649</b>	138.9	<b>1:48.300 (1)</b>	<b>98.68</b>		<b>16:10:50.270</b>
4 - D2	35.789	116.3	40.161	148.1	37.782	<b>139.2</b>	1:53.732 (2)	93.97	5.432	16:12:44.002

<b>P7</b>	<b>75 GT3PA</b>	<b>Optimum Motorsport</b>					<b>Aston Martin V12 Vantage GT3</b>			
IDEAL LAP TIME : 1:48.559		BEST LAP TIME : 1:48.579		DIFFERENCE : 0.020						
D1: Flick HAIGH		D2: Jonny ADAM								
LAP	SECTOR 1	SECTOR 2		SECTOR 3		LAP TIME	MPH	DIFF	TIME OF DAY	

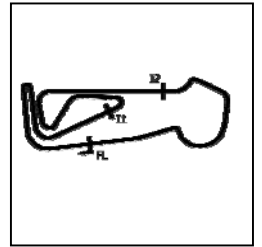
1 - D2	OUTLAP	128.3	40.994	148.7	36.374	140.6	1:55.491	92.54	6.912	16:07:56.158
2 - D2	<b>33.833</b>	130.8	39.061	149.4	<b>35.685</b>	<b>140.9</b>	<b>1:48.579 (1)</b>	<b>98.43</b>		<b>16:09:44.737</b>
3 - D2	33.984	<b>131.3</b>	<b>39.041</b>	<b>150.1</b>	35.753	140.3	1:48.778 (2)	98.25	0.199	16:11:33.515

Weather / Track : Bright / Dry

Snetterton 300  
Circuit Length = 2.9689 miles  
Start: 16:04 Flag 16:14 End: 16:16

# British GT Championship

## QUALIFYING - GT3 PRO - SECTOR ANALYSIS



SECTOR 1 = FL to I1, SECTOR 2 = I1 to I2, SECTOR 3 = I2 to FL, DIFF = Difference To Personal Best Lap, P = Crossed Finish Line in Pit Lane, D = Time Disallowed

<b>P8</b>	<b>7 GT3PA</b>	<b>Team Parker Racing Ltd</b>					<b>Bentley Continental GT3</b>			
IDEAL LAP TIME : 1:48.550		BEST LAP TIME : 1:48.731		DIFFERENCE : 0.181						
D1: Ian LOGGIE		D2: Callum MACLEOD								

LAP	SECTOR 1	SECTOR 2	SECTOR 3	LAP TIME	MPH	DIFF	TIME OF DAY			
1 - D2	OUTLAP	124.5	41.098	146.8	37.952	140.3	2:00.283	88.85	11.552	16:07:18.097
2 - D2	34.179	<b>131.3</b>	<b>38.740</b>	148.1	35.812	140.3	<b>1:48.731 (1)</b>	<b>98.29</b>		<b>16:09:06.828</b>
3 - D2	<b>34.049</b>	131.0	39.011	<b>148.7</b>	<b>35.761</b>	<b>140.9</b>	1:48.821 (2)	98.21	0.090	16:10:55.649

<b>P9</b>	<b>116 GT3PA</b>	<b>ERC Sport</b>					<b>Mercedes-AMG GT3</b>			
IDEAL LAP TIME : 1:47.809		BEST LAP TIME : 1:48.834		DIFFERENCE : 1.025						
D1: Lee MOWLE		D2: Yelmer BUURMAN								

LAP	SECTOR 1	SECTOR 2	SECTOR 3	LAP TIME	MPH	DIFF	TIME OF DAY			
1 - D2	OUTLAP	129.0	41.686	129.0	41.711	138.0	2:01.540	87.93	12.706	16:07:00.953
2 - D2	33.833	<b>130.3</b>	38.829	145.5	35.484	<b>138.6</b>	1:48.146 D	98.83		16:08:49.099
3 - D2	<b>33.585</b>	129.3	<b>38.795</b>	<b>146.5</b>	<b>35.429</b>	<b>138.6</b>	1:47.809 D	99.13		16:10:36.908
4 - D2	35.191	128.0	39.813	146.2	36.195	<b>138.6</b>	1:51.199 (2)	96.11	2.365	16:12:28.107
5 - D2	33.876	129.8	38.998	<b>146.5</b>	35.960	138.0	<b>1:48.834 (1)</b>	<b>98.20</b>		<b>16:14:16.941</b>

<b>P10</b>	<b>24 GT3S</b>	<b>RJN Motorsport</b>					<b>Nissan GT-R NISMO GT3</b>			
IDEAL LAP TIME : 1:49.040		BEST LAP TIME : 1:49.085		DIFFERENCE : 0.045						
D1: Jordan WITT		D2: Struan MOORE								

LAP	SECTOR 1	SECTOR 2	SECTOR 3	LAP TIME	MPH	DIFF	TIME OF DAY			
1 - D2	OUTLAP	129.0	39.674	149.4	42.642	139.8	2:01.813	87.74	12.728	16:07:03.290
2 - D2	34.184	<b>130.8</b>	<b>39.008</b>	149.4	36.388	<b>140.3</b>	1:49.580 D	97.53	0.495	16:08:52.870
3 - D2	<b>34.018</b>	130.5	39.052	<b>150.4</b>	36.015	<b>140.3</b>	<b>1:49.085 (1)</b>	<b>97.97</b>		<b>16:10:41.955</b>
4 - D2	34.213	<b>130.8</b>	39.106	149.7	<b>36.014</b>	<b>140.3</b>	1:49.333 (2)	97.75	0.248	16:12:31.288

<b>P11</b>	<b>1 GT3PA</b>	<b>Team Parker Racing Ltd</b>					<b>Bentley Continental GT3</b>			
IDEAL LAP TIME : 1:50.258		BEST LAP TIME : 1:50.326		DIFFERENCE : 0.068						
D1: Rick PARFITT JNR		D2: Ryan RATCLIFFE								

LAP	SECTOR 1	SECTOR 2	SECTOR 3	LAP TIME	MPH	DIFF	TIME OF DAY			
1 - D2	OUTLAP	121.3	40.958	148.7	39.284	139.2	2:00.864	88.43	10.538	16:07:19.848
2 - D2	34.547	130.8	<b>39.625</b>	148.1	<b>36.154</b>	139.5	<b>1:50.326 (1)</b>	<b>96.87</b>		<b>16:09:10.174</b>
3 - D2	34.728	130.5	39.982	<b>149.1</b>	36.213	<b>140.1</b>	1:50.923 (3)	96.35	0.597	16:11:01.097
4 - D2	<b>34.479</b>	<b>131.0</b>	39.887	148.1	36.419	139.5	1:50.785 (2)	96.47	0.459	16:12:51.882

# British GT Championship

## QUALIFYING - GT3 PRO - BEST SPEEDS

POS	INTERMEDIATE 1			INTERMEDIATE 2			FINISH LINE		
	NO	NAME	MPH	NO	NAME	MPH	NO	NAME	MPH
1	11	TF Sport	132.6	11	TF Sport	151.1	11	TF Sport	141.5
2	17	TF Sport	132.3	17	TF Sport	151.1	17	TF Sport	141.5
3	99	Beechdean AMR	132.1	99	Beechdean AMR	150.8	99	Beechdean AMR	141.2
4	75	Optimum Motorsport	131.3	24	RJN Motorsport	150.4	75	Optimum Motorsport	140.9
5	7	Team Parker Racing Ltd	131.3	75	Optimum Motorsport	150.1	7	Team Parker Racing Ltd	140.9
6	1	Team Parker Racing Ltd	131.0	1	Team Parker Racing Ltd	149.1	24	RJN Motorsport	140.3
7	24	RJN Motorsport	130.8	69	Barwell Motorsport	148.7	1	Team Parker Racing Ltd	140.1
8	47	Jetstream Motorsport	130.5	7	Team Parker Racing Ltd	148.7	33	Barwell Motorsport	139.5
9	33	Barwell Motorsport	130.3	33	Barwell Motorsport	148.4	47	Jetstream Motorsport	139.2
10	116	ERC Sport	130.3	47	Jetstream Motorsport	148.1	69	Barwell Motorsport	139.2
11	69	Barwell Motorsport	129.5	116	ERC Sport	146.5	116	ERC Sport	138.6

Weather / Track : Bright / Dry

Results can be found at [www.tsl-timing.com](http://www.tsl-timing.com)

Snetterton 300  
Circuit Length = 2.9689 miles  
Start: 16:04 Flag 16:14 End: 16:16

Printed - 16:21 Saturday, 26 May 2018



# British GT Championship

## QUALIFYING - GT3 PRO - BEST SECTORS

SECTOR 1			SECTOR 2			SECTOR 3			IDEAL / BEST COMPARISON						
POS	NO	NAME	TIME	NO	NAME	TIME	NO	NAME	TIME	POS	NO	NAME	IDEAL	BEST	DIFF
													PERFECT LAP	1:47.245	
1	116	ERC Sport	33.585	11	TF Sport	38.385	11	TF Sport	35.275	1	11	TF Sport	1:47.337	1:47.385	0.048
2	99	Beechdean AMR	33.665	47	Jetstream Motorspo	38.597	33	Barwell Motorsport	35.394	2	116	ERC Sport	1:47.809	1:48.834	1.025
3	33	Barwell Motorsport	33.676	17	TF Sport	38.638	116	ERC Sport	35.429	3	33	Barwell Motorsport	1:47.916	1:47.916	0.000
4	11	TF Sport	33.677	69	Barwell Motorsport	38.699	17	TF Sport	35.553	4	17	TF Sport	1:47.963	1:48.106	0.143
5	17	TF Sport	33.772	7	Team Parker Racing	38.740	47	Jetstream Motorspo	35.637	5	47	Jetstream Motorsport	1:48.099	1:48.099	0.000
6	75	Optimum Motorspor	33.833	116	ERC Sport	38.795	69	Barwell Motorsport	35.649	6	99	Beechdean AMR	1:48.169	1:48.169	0.000
7	47	Jetstream Motorspo	33.865	99	Beechdean AMR	38.811	75	Optimum Motorspor	35.685	7	69	Barwell Motorsport	1:48.262	1:48.300	0.038
8	69	Barwell Motorsport	33.914	33	Barwell Motorsport	38.846	99	Beechdean AMR	35.693	8	7	Team Parker Racing L	1:48.550	1:48.731	0.181
9	24	RJN Motorsport	34.018	24	RJN Motorsport	39.008	7	Team Parker Racing	35.761	9	75	Optimum Motorsport	1:48.559	1:48.579	0.020
10	7	Team Parker Racing	34.049	75	Optimum Motorspor	39.041	24	RJN Motorsport	36.014	10	24	RJN Motorsport	1:49.040	1:49.085	0.045
11	1	Team Parker Racing	34.479	1	Team Parker Racing	39.625	1	Team Parker Racing	36.154	11	1	Team Parker Racing L	1:50.258	1:50.326	0.068

Weather / Track : Bright / Dry

Results can be found at [www.tsl-timing.com](http://www.tsl-timing.com)

Snetterton 300

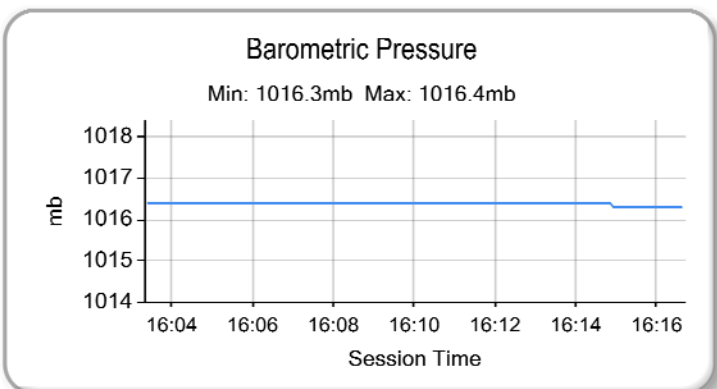
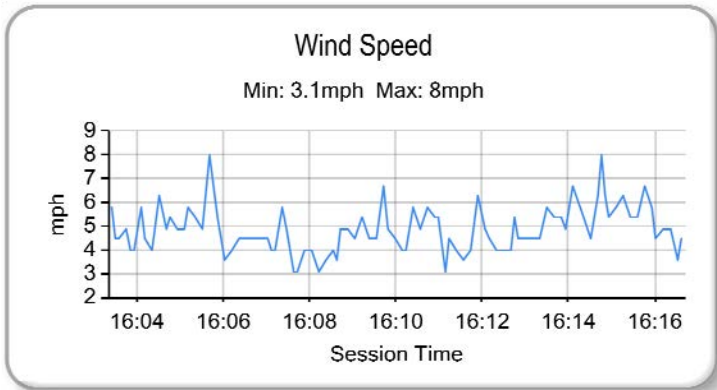
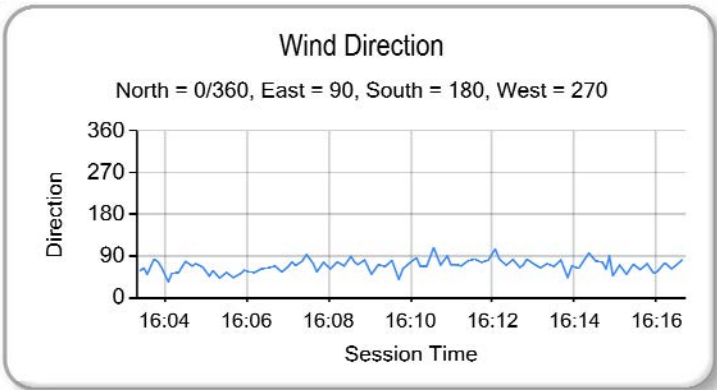
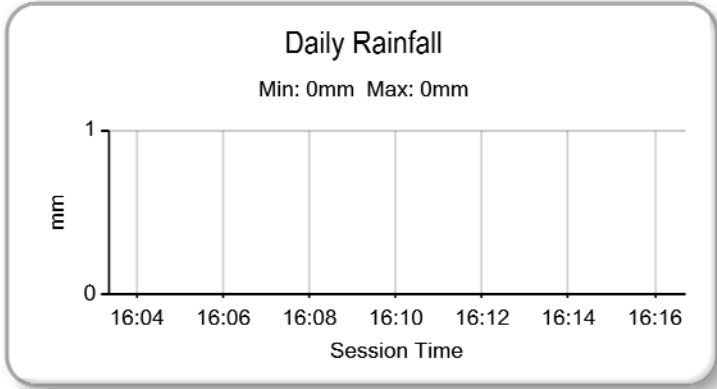
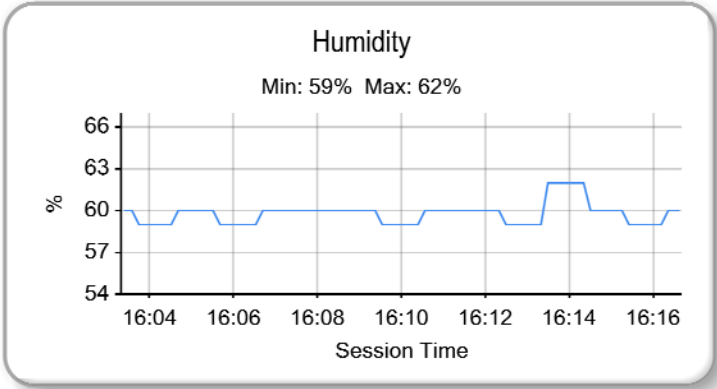
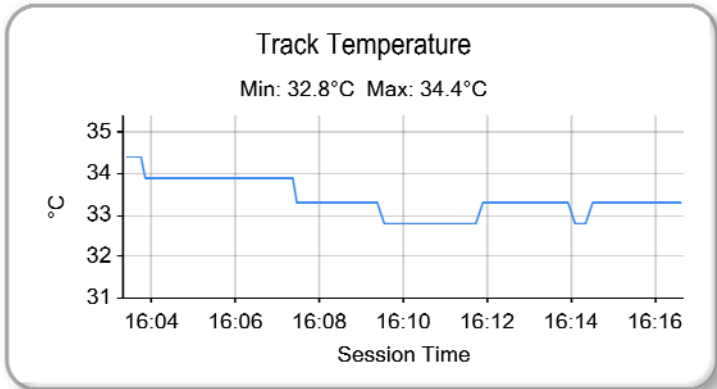
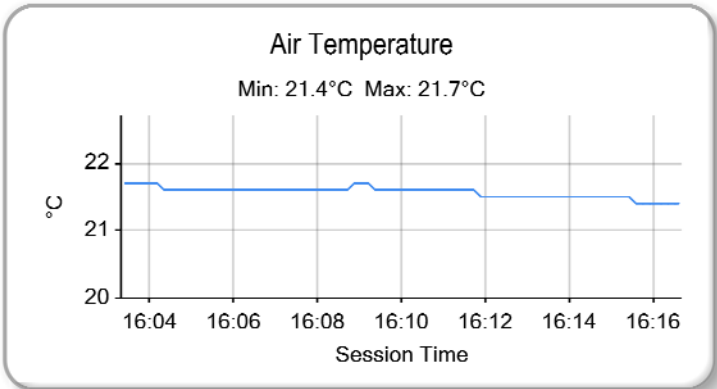
Circuit Length = 2.9689 miles

Start: 16:04 Flag 16:14 End: 16:16

Printed - 16:21 Saturday, 26 May 2018

# British GT Championship

## QUALIFYING - GT3 PRO - WEATHER CONDITIONS



Weather / Track : Bright / Dry

Results can be found at [www.tsl-timing.com](http://www.tsl-timing.com)

Snetterton 300  
 Circuit Length = 2.9689 miles  
 Start: 16:04 Flag 16:14 End: 16:16

Printed - 16:23 Saturday, 26 May 2018

## British GT Championship

### QUALIFYING - GT4 AM - CLASSIFICATION

POS	NO	CL	PIC	TEAM / DRIVERS	CAR	TIME	ON	LAPS	GAP	DIFF	MPH
1	42	GT4S	1	Century Motorsport Ben TUCK / Ben GREEN	BMW M4 GT4	1:58.438	5	5			90.24
2	55	GT4S	2	HHC Motorsport Callum POINTON / Patrik MATTHIESEN	Ginetta G55 GT4	1:58.990	5	5	0.552	0.552	89.82
3	62 *	GT4S	3	Academy Motorsport Will MOORE / Matt NICOLL-JONES	Aston Martin V8 Vantage GT4	1:59.201	2	3	0.763	0.211	89.66
4	68	GT4S	4	Steller Performance Tom CANNING / Sennan FIELDING	Toyota GT86	1:59.402	4	4	0.964	0.201	89.51
5	61	GT4S	5	Academy Motorsport Tom WOOD / Jan JONCK	Aston Martin V8 Vantage GT4	1:59.419	4	5	0.981	0.017	89.50
6	5	GT4S	6	Tolman Motorsport Ltd Lewis PROCTOR / Jordan ALBERT	McLaren 570S GT4	1:59.624	5	5	1.186	0.205	89.34
7	4	GT4S	7	Tolman Motorsport Ltd Michael O'BRIEN / Charlie FAGG	McLaren 570S GT4	1:59.958	3	3	1.520	0.334	89.09
8	10 *	GT4S	8	Equipe Verschuur Finlay HUTCHISON / Daniel MCKAY	McLaren 570S GT4	2:00.087	2	4	1.649	0.129	89.00
9	72	GT4PA	1	Track-Club Adam BALON / Ben BARNICOAT	McLaren 570S GT4	2:00.120	2	4	1.682	0.033	88.97
10	43	GT4S	9	Century Motorsport Aleksander SCHJERPEN / Jack MITCHELL	BMW M4 GT4	2:00.466	3	3	2.028	0.346	88.72
11	54	GT4PA	2	UltraTek Racing Team RJN Stephen JOHANSEN / Jesse ANTTILA	Nissan 370Z GT4	2:00.525	4	5	2.087	0.059	88.67
12	86	GT4S	10	Steller Performance Dean MACDONALD / Alex QUINN	Toyota GT86	2:00.653	4	4	2.215	0.128	88.58
13	77	GT4PA	3	Fox Motorsport Mark MURFITT / Michael BROADHURST	Mercedes-AMG GT4	2:00.753	5	5	2.315	0.100	88.51
14	501	GT4PA	4	Balfe Motorsport Graham JOHNSON / Mike ROBINSON	McLaren 570S GT4	2:00.846	2	3	2.408	0.093	88.44
15	66	GT4PA	5	Team Parker Racing Ltd Nick JONES / Scott MALVERN	Mercedes-AMG GT4	2:00.880	4	4	2.442	0.034	88.41
16	56	GT4PA	6	Tolman Motorsport Ltd David PATTISON / Joe OSBORNE	McLaren 570S GT4	2:01.639	3	4	3.201	0.759	87.86
17	88 *	GT4S	11	Team HARD. with Trade Price Cars Joshua JACKSON / Benjamin WALLACE	Ginetta G55 GT4	2:01.751	5	5	3.313	0.112	87.78
18	44	GT4PA	7	Invictus Games Racing Sleve MCCULLLEY / Matthew GEORGE	Jaguar F-TYPE SVR GT4	2:02.071	4	5	3.633	0.320	87.55
19	34	GT4PA	8	Team HARD. with Trade Price Cars Anna WALEWSKA / Callum HAWKINS-ROW	Ginetta G55 GT4	2:03.814	5	5	5.376	1.743	86.32
20	22 *	GT4PA	9	Invictus Games Racing Ben NORFOLK / Jason WOLFE	Jaguar F-TYPE SVR GT4	2:04.832	3	5	6.394	1.018	85.61
21	50	GT4PA	10	HHC Motorsport Mike NEWBOULD / Will BURNS	Ginetta G55 GT4	2:05.756	4	5	7.318	0.924	84.99

QUALIFYING LAPTIME (115.0% of 1:58.438) = 2:16.203

22	53	GT4PA	11	UltraTek Racing Team RJN Kelvin FLETCHER / Martin PLOWMAN	Nissan 370Z GT4	2:50.225	2	3	51.787	44.469	62.78
----	----	-------	----	--	-----------------	----------	---	---	--------	--------	-------

Cars 10, 22, 62 & 88 – Lap time disallowed for exceeding track limits

Weather / Track : Bright / Dry

These results are provisional until the conclusion of any judicial and technical matters.

Snetterton 300

Circuit Length = 2.9689 miles

Start: 16:22 Flag 16:32 End: 16:36

Race Director : Peter Daly	Stewards :	Timekeeper :
----------------------------	------------	--------------

Results can be found at [www.tsl-timing.com](http://www.tsl-timing.com)

Printed - 16:41 Saturday, 26 May 2018

## British GT Championship

### QUALIFYING - GT4 AM - CLASSIFICATION BY CLASS

#### CLASS : GT4 - GT4PA

POS	NO	NAME	ENTRY	TIME	ON	LAPS	GAP	DIFF	MPH
1	72	Track-Club	McLaren 570S GT4	2:00.120	2	4			88.97
2	54	UltraTek Racing Team RJN	Nissan 370Z GT4	2:00.525	4	5	0.405	0.405	88.67
3	77	Fox Motorsport	Mercedes-AMG GT4	2:00.753	5	5	0.633	0.228	88.51
4	501	Balfe Motorsport	McLaren 570S GT4	2:00.846	2	3	0.726	0.093	88.44
5	66	Team Parker Racing Ltd	Mercedes-AMG GT4	2:00.880	4	4	0.760	0.034	88.41
6	56	Tolman Motorsport Ltd	McLaren 570S GT4	2:01.639	3	4	1.519	0.759	87.86
7	44	Invictus Games Racing	Jaguar F-TYPE SVR GT4	2:02.071	4	5	1.951	0.432	87.55
8	34	Team HARD. with Trade Price Cars	Ginetta G55 GT4	2:03.814	5	5	3.694	1.743	86.32
9	22 *	Invictus Games Racing	Jaguar F-TYPE SVR GT4	2:04.832	3	5	4.712	1.018	85.61
10	50	HHC Motorsport	Ginetta G55 GT4	2:05.756	4	5	5.636	0.924	84.99

#### CLASS : GT4 - GT4S

POS	NO	NAME	ENTRY	TIME	ON	LAPS	GAP	DIFF	MPH
1	42	Century Motorsport	BMW M4 GT4	1:58.438	5	5			90.24
2	55	HHC Motorsport	Ginetta G55 GT4	1:58.990	5	5	0.552	0.552	89.82
3	62 *	Academy Motorsport	Aston Martin V8 Vantage GT4	1:59.201	2	3	0.763	0.211	89.66
4	68	Steller Performance	Toyota GT86	1:59.402	4	4	0.964	0.201	89.51
5	61	Academy Motorsport	Aston Martin V8 Vantage GT4	1:59.419	4	5	0.981	0.017	89.50
6	5	Tolman Motorsport Ltd	McLaren 570S GT4	1:59.624	5	5	1.186	0.205	89.34
7	4	Tolman Motorsport Ltd	McLaren 570S GT4	1:59.958	3	3	1.520	0.334	89.09
8	10 *	Equipe Verschuur	McLaren 570S GT4	2:00.087	2	4	1.649	0.129	89.00
9	43	Century Motorsport	BMW M4 GT4	2:00.466	3	3	2.028	0.379	88.72
10	86	Steller Performance	Toyota GT86	2:00.653	4	4	2.215	0.187	88.58
11	88 *	Team HARD. with Trade Price Cars	Ginetta G55 GT4	2:01.751	5	5	3.313	1.098	87.78

Cars 10, 22, 62 & 88 – Lap time disallowed for exceeding track limits

Snetterton 300

Circuit Length = 2.9689 miles

Start: 16:22 Flag 16:32 End: 16:36

Weather / Track : Bright / Dry

These results are provisional until the conclusion of any judicial and technical matters.

Race Director : Peter Daly	Stewards :	Timekeeper :
----------------------------	------------	--------------

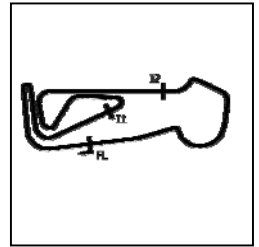
Results can be found at [www.tsl-timing.com](http://www.tsl-timing.com)

Printed - 16:47 Saturday, 26 May 2018



# British GT Championship

## QUALIFYING - GT4 AM - SECTOR ANALYSIS



SECTOR 1 = FL to I1, SECTOR 2 = I1 to I2, SECTOR 3 = I2 to FL, DIFF = Difference To Personal Best Lap, P = Crossed Finish Line in Pit Lane, D = Time Disallowed

P1 42 GT4S Century Motorsport		BMW M4 GT4								
IDEAL LAP TIME : 1:58.436		BEST LAP TIME : 1:58.438								
D1: Ben TUCK		D2: Ben GREEN								
DIFFERENCE : 0.002										
LAP	SECTOR 1	SECTOR 2	SECTOR 3	LAP TIME	MPH	DIFF	TIME OF DAY			
1 - D1	OUTLAP	110.5	43.279	136.6	39.470	127.0	2:05.697	85.03	7.259	16:24:21.350
2 - D1	37.300	118.9	42.385	137.5	<b>39.034</b>	<b>127.8</b>	1:58.719 (3)	90.02	0.281	16:26:20.069
3 - D1	37.108	118.9	42.392	137.2	39.084	127.5	1:58.584 (2)	90.13	0.146	16:28:18.653
4 - D1	37.751	118.7	43.878	129.8	42.124	127.5	2:03.753	86.36	5.315	16:30:22.406
5 - D1	<b>37.077</b>	<b>119.1</b>	<b>42.325</b>	<b>137.7</b>	39.036	<b>127.8</b>	<b>1:58.438 (1)</b>	<b>90.24</b>		<b>16:32:20.844</b>

P2 55 GT4S HHC Motorsport		Ginetta G55 GT4								
IDEAL LAP TIME : 1:58.990		BEST LAP TIME : 1:58.990								
D1: Callum POINTON		D2: Patrik MATTHIESEN								
DIFFERENCE : 0.000										
LAP	SECTOR 1	SECTOR 2	SECTOR 3	LAP TIME	MPH	DIFF	TIME OF DAY			
1 - D1	OUTLAP	112.9	44.935	128.3	39.447	120.6	2:06.313	84.61	7.323	16:25:55.657
2 - D1	37.522	114.3	42.624	128.8	39.455	120.6	1:59.601 (2)	89.36	0.611	16:27:55.258
3 - D1	37.614	114.3	42.760	128.8	39.360	120.6	1:59.734 (3)	89.26	0.744	16:29:54.992
4 - D1	37.601	114.3	42.508	129.8	43.059	<b>120.9</b>	2:03.168	86.77	4.178	16:31:58.160
5 - D1	<b>37.441</b>	<b>114.5</b>	<b>42.487</b>	<b>131.8</b>	<b>39.062</b>	120.2	<b>1:58.990 (1)</b>	<b>89.82</b>		<b>16:33:57.150</b>

P3 62 GT4S Academy Motorsport		Aston Martin V8 Vantage GT4								
IDEAL LAP TIME : 1:59.040		BEST LAP TIME : 1:59.201								
D1: Will MOORE		D2: Matt NICOLL-JONES								
DIFFERENCE : 0.161										
LAP	SECTOR 1	SECTOR 2	SECTOR 3	LAP TIME	MPH	DIFF	TIME OF DAY			
1 - D1	OUTLAP	80.3	53.373	116.1	48.242	<b>128.3</b>	2:30.715	70.91	31.514	16:24:59.728
2 - D1	<b>37.280</b>	120.2	42.380	136.9	39.541	127.5	<b>1:59.201 (1)</b>	<b>89.66</b>		<b>16:26:58.929</b>
3 - D1	37.595	<b>120.6</b>	<b>42.223</b>	<b>138.3</b>	<b>39.537</b>	127.5	<del>1:59.355</del> D	89.54	0.154	16:28:58.284

P4 68 GT4S Steller Performance		Toyota GT86								
IDEAL LAP TIME : 1:59.104		BEST LAP TIME : 1:59.402								
D1: Tom CANNING		D2: Sennan FIELDING								
DIFFERENCE : 0.298										
LAP	SECTOR 1	SECTOR 2	SECTOR 3	LAP TIME	MPH	DIFF	TIME OF DAY			
1 - D1	OUTLAP	77.1	49.270	117.7	43.158	129.3	2:19.595	76.56	20.193	16:24:54.937
2 - D1	37.892	120.0	42.855	139.2	39.539	<b>130.3</b>	2:00.286 (2)	88.85	0.884	16:26:55.223
3 - D1	37.820	120.4	42.931	138.9	39.542	129.3	2:00.293 (3)	88.85	0.891	16:28:55.516
4 - D1	37.483	120.6	42.518	<b>139.5</b>	<b>39.401</b>	129.8	<b>1:59.402 (1)</b>	<b>89.51</b>		<b>16:30:54.918</b>

P5 61 GT4S Academy Motorsport		Aston Martin V8 Vantage GT4								
IDEAL LAP TIME : 1:59.316		BEST LAP TIME : 1:59.419								
D1: Tom WOOD		D2: Jan JONCK								
DIFFERENCE : 0.103										
LAP	SECTOR 1	SECTOR 2	SECTOR 3	LAP TIME	MPH	DIFF	TIME OF DAY			
1 - D1	OUTLAP	68.0	53.139	90.4	55.591	128.8	2:40.165	66.73	40.746	16:25:10.022
2 - D1	38.218	119.1	42.979	138.9	39.750	129.0	2:00.947 (3)	88.36	1.528	16:27:10.969
3 - D1	37.472	120.9	42.500	<b>139.5</b>	39.707	128.8	1:59.679 (2)	89.30	0.260	16:29:10.648
4 - D1	37.449	121.3	<b>42.452</b>	139.2	<b>39.518</b>	<b>130.0</b>	<b>1:59.419 (1)</b>	<b>89.50</b>		<b>16:31:10.067</b>
5 - D1	<b>37.346</b>	<b>122.2</b>	43.401	94.1	41.039	128.3	2:01.786	87.76	2.367	16:33:11.853

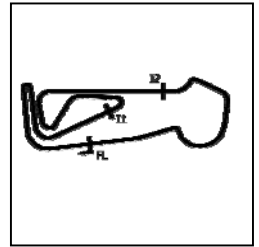
P6 5 GT4S Tolman Motorsport Ltd		McLaren 570S GT4								
IDEAL LAP TIME : 1:59.624		BEST LAP TIME : 1:59.624								
D1: Lewis PROCTOR		D2: Jordan ALBERT								
DIFFERENCE : 0.000										
LAP	SECTOR 1	SECTOR 2	SECTOR 3	LAP TIME	MPH	DIFF	TIME OF DAY			
1 - D1	OUTLAP	77.9	56.130	86.9	48.050	126.8	2:30.122	71.19	30.498	16:25:33.015
2 - D1	38.170	119.1	43.117	137.5	39.953	126.8	2:01.240	88.15	1.616	16:27:34.255
3 - D1	37.878	119.6	42.806	138.6	39.809	127.0	2:00.493 (3)	88.70	0.869	16:29:34.748
4 - D1	37.718	120.0	43.041	138.3	39.666	<b>127.3</b>	2:00.425 (2)	88.75	0.801	16:31:35.173
5 - D1	<b>37.567</b>	<b>120.4</b>	<b>42.495</b>	<b>139.8</b>	<b>39.562</b>	<b>127.3</b>	<b>1:59.624 (1)</b>	<b>89.34</b>		<b>16:33:34.797</b>

Weather / Track : Bright / Dry

Snetterton 300  
Circuit Length = 2.9689 miles  
Start: 16:22 Flag 16:32 End: 16:36

# British GT Championship

## QUALIFYING - GT4 AM - SECTOR ANALYSIS



SECTOR 1 = FL to I1, SECTOR 2 = I1 to I2, SECTOR 3 = I2 to FL, DIFF = Difference To Personal Best Lap, P = Crossed Finish Line in Pit Lane, D = Time Disallowed

<b>P7</b>	<b>4 GT4S</b>	<b>Tolman Motorsport Ltd</b>					<b>McLaren 570S GT4</b>				
IDEAL LAP TIME : 1:59.585		BEST LAP TIME : 1:59.958		DIFFERENCE : 0.373							
D1: Michael O'BRIEN		D2: Charlie FAGG									
LAP	SECTOR 1	SECTOR 2		SECTOR 3		LAP TIME	MPH	DIFF	TIME OF DAY		

1 - D1	OUTLAP	117.1	45.004	133.6	41.792	<b>124.5</b>	2:12.559	80.62	12.601	16:26:06.710
2 - D1	37.469	117.3	42.779	135.2	40.000	124.2	2:00.248 (2)	88.88	0.290	16:28:06.958
<b>3 - D1</b>	<b>37.466</b>	117.7	43.050	134.7	<b>39.442</b>	<b>124.5</b>	<b>1:59.958 (1)</b>	<b>89.09</b>		<b>16:30:06.916</b>

<b>P8</b>	<b>10 GT4S</b>	<b>Equipe Verschuur</b>					<b>McLaren 570S GT4</b>				
IDEAL LAP TIME : 1:59.803		BEST LAP TIME : 2:00.087		DIFFERENCE : 0.284							
D1: Finlay HUTCHISON		D2: Daniel MCKAY									
LAP	SECTOR 1	SECTOR 2		SECTOR 3		LAP TIME	MPH	DIFF	TIME OF DAY		

1 - D1	OUTLAP	82.8	58.593	52.7	55.475	124.0	2:41.389	66.22	41.302	16:25:29.501
<b>2 - D1</b>	38.064	116.9	<b>42.659</b>	135.2	<b>39.364</b>	123.1	<b>2:00.087 (1)</b>	<b>89.00</b>		<b>16:27:29.588</b>
3 - D1	<b>37.780</b>	116.7	42.745	135.2	39.617	123.5	<del>2:00.142</del> D	88.96	0.055	16:29:29.730
4 - D1	38.416	112.2	43.833	135.2	40.112	<b>124.7</b>	2:02.361 (2)	87.34	2.274	16:31:32.091

<b>P9</b>	<b>72 GT4PA</b>	<b>Track-Club</b>					<b>McLaren 570S GT4</b>				
IDEAL LAP TIME : 2:00.025		BEST LAP TIME : 2:00.120		DIFFERENCE : 0.095							
D1: Adam BALON		D2: Ben BARNICOAT									
LAP	SECTOR 1	SECTOR 2		SECTOR 3		LAP TIME	MPH	DIFF	TIME OF DAY		

1 - D1	OUTLAP	117.7	45.721	129.8	44.340	<b>124.9</b>	2:16.178	78.48	16.058	16:26:13.025
<b>2 - D1</b>	37.788	<b>118.1</b>	<b>42.653</b>	<b>135.8</b>	39.679	124.0	<b>2:00.120 (1)</b>	<b>88.97</b>		<b>16:28:13.145</b>
3 - D1	37.784	117.1	43.204	135.0	40.668	124.5	2:01.656 (3)	87.85	1.536	16:30:14.801
4 - D1	<b>37.699</b>	117.5	42.815	<b>135.8</b>	<b>39.673</b>	124.5	2:00.187 (2)	88.92	0.067	16:32:14.988

<b>P10</b>	<b>43 GT4S</b>	<b>Century Motorsport</b>					<b>BMW M4 GT4</b>				
IDEAL LAP TIME : 2:00.466		BEST LAP TIME : 2:00.466		DIFFERENCE : 0.000							
D1: Aleksander SCHJERPEN		D2: Jack MITCHELL									
LAP	SECTOR 1	SECTOR 2		SECTOR 3		LAP TIME	MPH	DIFF	TIME OF DAY		

1 - D1	OUTLAP	107.5	45.975	135.8	41.563	125.9	2:13.089	80.30	12.623	16:25:51.892
2 - D1	37.577	<b>118.7</b>	43.018	<b>136.6</b>	41.118	125.2	2:01.713 (2)	87.81	1.247	16:27:53.605
<b>3 - D1</b>	<b>37.525</b>	118.1	<b>42.850</b>	<b>136.6</b>	<b>40.091</b>	<b>126.6</b>	<b>2:00.466 (1)</b>	<b>88.72</b>		<b>16:29:54.071</b>

<b>P11</b>	<b>54 GT4PA</b>	<b>UltraTek Racing Team RJN</b>					<b>Nissan 370Z GT4</b>				
IDEAL LAP TIME : 2:00.277		BEST LAP TIME : 2:00.525		DIFFERENCE : 0.248							
D1: Stephen JOHANSEN		D2: Jesse ANTILA									
LAP	SECTOR 1	SECTOR 2		SECTOR 3		LAP TIME	MPH	DIFF	TIME OF DAY		

1 - D1	OUTLAP	91.1	45.504	134.7	40.774	126.6	2:13.209	80.23	12.684	16:24:32.874
2 - D1	38.113	116.1	43.257	135.8	39.964	<b>127.3</b>	2:01.334 (3)	88.08	0.809	16:26:34.208
3 - D1	37.779	116.9	42.977	135.8	40.171	126.8	2:00.927 (2)	88.38	0.402	16:28:35.135
<b>4 - D1</b>	37.890	116.7	<b>42.846</b>	<b>136.1</b>	<b>39.789</b>	126.6	<b>2:00.525 (1)</b>	<b>88.67</b>		<b>16:30:35.660</b>
5 - D1	<b>37.642</b>	<b>117.5</b>	42.884	<b>136.1</b>	40.818	126.6	2:01.344	88.08	0.819	16:32:37.004

<b>P12</b>	<b>86 GT4S</b>	<b>Steller Performance</b>					<b>Toyota GT86</b>				
IDEAL LAP TIME : 2:00.631		BEST LAP TIME : 2:00.653		DIFFERENCE : 0.022							
D1: Dean MACDONALD		D2: Alex QUINN									
LAP	SECTOR 1	SECTOR 2		SECTOR 3		LAP TIME	MPH	DIFF	TIME OF DAY		

1 - D1	OUTLAP	93.5	48.172	121.5	48.186	122.0	2:23.378	74.54	22.725	16:25:07.268
2 - D1	38.440	114.9	43.567	132.8	39.868	124.2	2:01.875 (2)	87.69	1.222	16:27:09.143
3 - D1	38.268	116.3	43.330	132.8	40.931	123.8	2:02.529 (3)	87.22	1.876	16:29:11.672
<b>4 - D1</b>	<b>37.953</b>	116.7	42.962	<b>135.2</b>	<b>39.738</b>	<b>125.2</b>	<b>2:00.653 (1)</b>	<b>88.58</b>		<b>16:31:12.325</b>

<b>P13</b>	<b>77 GT4PA</b>	<b>Fox Motorsport</b>					<b>Mercedes-AMG GT4</b>				
IDEAL LAP TIME : 2:00.369		BEST LAP TIME : 2:00.753		DIFFERENCE : 0.384							
D1: Mark MURFIT		D2: Michael BROADHURST									
LAP	SECTOR 1	SECTOR 2		SECTOR 3		LAP TIME	MPH	DIFF	TIME OF DAY		

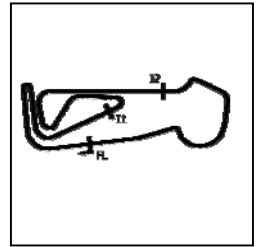
1 - D1	OUTLAP	84.6	51.247	88.5	46.823	<b>125.6</b>	2:27.711	72.35	26.958	16:25:04.111
--------	--------	------	--------	------	--------	--------------	----------	-------	--------	--------------

Weather / Track : Bright / Dry

Snetterton 300  
Circuit Length = 2.9689 miles  
Start: 16:22 Flag 16:32 End: 16:36

# British GT Championship

## QUALIFYING - GT4 AM - SECTOR ANALYSIS



SECTOR 1 = FL to I1, SECTOR 2 = I1 to I2, SECTOR 3 = I2 to FL, DIFF = Difference To Personal Best Lap, P = Crossed Finish Line in Pit Lane, D = Time Disallowed

2 - D1	38.268	118.1	43.049	<b>138.0</b>	40.503	124.9	2:01.820	87.73	1.067	16:27:05.931
3 - D1	38.144	118.1	42.971	136.9	40.471	124.2	2:01.586 (3)	87.90	0.833	16:29:07.517
4 - D1	37.803	<b>118.5</b>	<b>42.736</b>	137.2	40.731	124.0	2:01.270 (2)	88.13	0.517	16:31:08.787
<b>5 - D1</b>	<b>37.579</b>	<b>118.5</b>	43.120	137.2	<b>40.054</b>	124.9	<b>2:00.753 (1)</b>	<b>88.51</b>		<b>16:33:09.540</b>

### P14 501 GT4PA Balfe Motorsport

McLaren 570S GT4

IDEAL LAP TIME : 2:00.760 BEST LAP TIME : 2:00.846  
D1: Graham JOHNSON D2: Mike ROBINSON

DIFFERENCE : 0.086

LAP	SECTOR 1	SECTOR 2	SECTOR 3	LAP TIME	MPH	DIFF	TIME OF DAY
1 - D1	OUTLAP	100.3	51.116 96.2	47.271	<b>125.2</b>	2:23.060	74.71 22.214 16:25:36.075
<b>2 - D1</b>	37.864	117.7	43.043 135.2	<b>39.939</b>	124.9	<b>2:00.846 (1)</b>	<b>88.44 16:27:36.921</b>
3 - D1	<b>37.825</b>	117.9	<b>42.996</b> 136.3	40.038	124.5	2:00.859 (2)	88.43 0.013 16:29:37.780

### P15 66 GT4PA Team Parker Racing Ltd

Mercedes-AMG GT4

IDEAL LAP TIME : 2:00.537 BEST LAP TIME : 2:00.880  
D1: Nick JONES D2: Scott MALVERN

DIFFERENCE : 0.343

LAP	SECTOR 1	SECTOR 2	SECTOR 3	LAP TIME	MPH	DIFF	TIME OF DAY
1 - D1	OUTLAP	116.9	43.894 136.1	41.503	124.7	2:07.602	83.76 6.722 16:24:25.492
2 - D1	38.006	<b>118.3</b>	42.967 136.1	40.186	<b>125.2</b>	2:01.159 (3)	88.21 0.279 16:26:26.651
3 - D1	37.717	118.1	<b>42.739</b> <b>136.3</b>	40.594	124.5	2:01.050 (2)	88.29 0.170 16:28:27.701
<b>4 - D1</b>	37.946	117.1	42.843 <b>136.3</b>	<b>40.091</b>	<b>125.2</b>	<b>2:00.880 (1)</b>	<b>88.41 16:30:28.581</b>

### P16 56 GT4PA Tolman Motorsport Ltd

McLaren 570S GT4

IDEAL LAP TIME : 2:01.477 BEST LAP TIME : 2:01.639  
D1: David PATTISON D2: Joe OSBORNE

DIFFERENCE : 0.162

LAP	SECTOR 1	SECTOR 2	SECTOR 3	LAP TIME	MPH	DIFF	TIME OF DAY
1 - D1	OUTLAP	79.0	52.627 96.5	49.953	<b>126.3</b>	2:32.912	69.89 31.273 16:25:12.821
2 - D1	38.140	<b>119.4</b>	43.367 136.1	40.604	124.0	2:02.111 (3)	87.52 0.472 16:27:14.932
<b>3 - D1</b>	<b>37.932</b>	118.7	43.387 135.5	<b>40.320</b>	125.2	<b>2:01.639 (1)</b>	<b>87.86 16:29:16.571</b>
4 - D1	37.938	117.1	<b>43.225</b> 135.8	40.688	124.9	2:01.851 (2)	87.71 0.212 16:31:18.422

### P17 88 GT4S Team HARD. with Trade Price Cars

Ginetta G55 GT4

IDEAL LAP TIME : 2:01.646 BEST LAP TIME : 2:01.751  
D1: Joshua JACKSON D2: Benjamin WALLACE

DIFFERENCE : 0.105

LAP	SECTOR 1	SECTOR 2	SECTOR 3	LAP TIME	MPH	DIFF	TIME OF DAY
1 - D2	OUTLAP	72.0	51.126 89.1	45.450	120.2	2:26.406	73.00 24.655 16:24:51.108
2 - D2	38.277	114.3	44.252 129.0	40.825	121.1	2:03.354 (3)	86.64 1.603 16:26:54.462
3 - D2	38.474	114.5	44.379 129.8	40.838	121.3	<del>2:03.694</del> D	86.40 1.940 16:28:58.153
4 - D2	38.361	<b>115.5</b>	43.712 <b>130.0</b>	<b>40.254</b>	121.1	2:02.327 (2)	87.37 0.576 16:31:00.480
<b>5 - D2</b>	<b>37.868</b>	114.7	<b>43.524</b> 128.8	40.359	<b>121.7</b>	<b>2:01.751 (1)</b>	<b>87.78 16:33:02.231</b>

### P18 44 GT4PA Invictus Games Racing

Jaguar F-TYPE SVR GT4

IDEAL LAP TIME : 2:01.950 BEST LAP TIME : 2:02.071  
D1: Steve MCCULLEY D2: Matthew GEORGE

DIFFERENCE : 0.121

LAP	SECTOR 1	SECTOR 2	SECTOR 3	LAP TIME	MPH	DIFF	TIME OF DAY
1 - D1	OUTLAP	97.2	51.749 106.1	50.186	<b>125.6</b>	2:28.588	71.93 26.517 16:25:14.113
2 - D1	38.651	<b>118.1</b>	43.652 <b>136.3</b>	41.112	125.2	2:03.415 (3)	86.60 1.344 16:27:17.528
3 - D1	38.386	117.5	<b>43.384</b> 135.2	<b>40.428</b>	<b>125.6</b>	2:02.198 (2)	87.46 0.127 16:29:19.726
<b>4 - D1</b>	<b>38.138</b>	117.7	43.425 136.1	40.508	<b>125.6</b>	<b>2:02.071 (1)</b>	<b>87.55 16:31:21.797</b>
5 - D1	38.791	115.5	44.002 135.5	42.357	109.4	2:05.150	85.40 3.079 16:33:26.947

### P19 34 GT4PA Team HARD. with Trade Price Cars

Ginetta G55 GT4

IDEAL LAP TIME : 2:03.798 BEST LAP TIME : 2:03.814  
D1: Anna WALEWSKA D2: Callum HAWKINS-ROW

DIFFERENCE : 0.016

LAP	SECTOR 1	SECTOR 2	SECTOR 3	LAP TIME	MPH	DIFF	TIME OF DAY
1 - D1	OUTLAP	61.4	57.864 94.9	48.629	118.9	2:41.722	66.08 37.908 16:25:40.735
2 - D1	39.899	112.2	44.340 128.0	41.590	119.8	2:05.829	84.94 2.015 16:27:46.564
3 - D1	39.257	<b>112.7</b>	44.152 128.5	41.290	120.2	2:04.699 (3)	85.71 0.885 16:29:51.263
4 - D1	38.822	<b>112.7</b>	44.101 128.3	<b>41.102</b>	120.9	2:04.025 (2)	86.17 0.211 16:31:55.288

Weather / Track : Bright / Dry

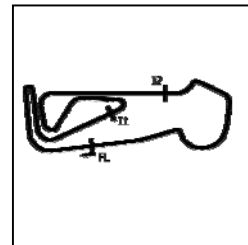
Snetterton 300

Circuit Length = 2.9689 miles

Start: 16:22 Flag 16:32 End: 16:36

# British GT Championship

## QUALIFYING - GT4 AM - SECTOR ANALYSIS



SECTOR 1 = FL to I1, SECTOR 2 = I1 to I2, SECTOR 3 = I2 to FL, DIFF = Difference To Personal Best Lap, P = Crossed Finish Line in Pit Lane, D = Time Disallowed

**5 - D1 38.764 112.7 43.932 129.3 41.118 121.3 2:03.814 (1) 86.32 16:33:59.102**

P20 22 GT4PA Invictus Games Racing		Jaguar F-TYPE SVR GT4								
IDEAL LAP TIME : 2:04.542		BEST LAP TIME : 2:04.832			DIFFERENCE : 0.290					
D1: Ben NORFOLK		D2: Jason WOLFE								
LAP	SECTOR 1	SECTOR 2		SECTOR 3		LAP TIME	MPH	DIFF	TIME OF DAY	
1 - D1	OUTLAP	115.1	46.230	117.3	43.294	<b>126.6</b>	2:17.151	77.92	12.319	16:25:15.229
2 - D1	39.805	117.5	44.043	136.3	41.948	126.3	<del>2:05.796</del> D	84.96	0.964	16:27:21.025
<b>3 - D1</b>	<b>39.419</b>	<b>117.5</b>	<b>43.840</b>	<b>136.9</b>	<b>41.573</b>	<b>126.1</b>	<b>2:04.832 (1)</b>	<b>85.61</b>		<b>16:29:25.857</b>
4 - D1	<b>39.267</b>	<b>117.9</b>	44.126	136.1	41.675	126.1	2:05.068 (2)	85.45	0.236	16:31:30.925
5 - D1	39.622	116.7	<b>43.702</b>	<b>137.5</b>	43.584	117.1	2:06.908 (3)	84.21	2.076	16:33:37.833

P21 50 GT4PA HHC Motorsport		Ginetta G55 GT4								
IDEAL LAP TIME : 2:05.391		BEST LAP TIME : 2:05.756			DIFFERENCE : 0.365					
D1: Mike NEWBOULD		D2: Will BURNS								
LAP	SECTOR 1	SECTOR 2		SECTOR 3		LAP TIME	MPH	DIFF	TIME OF DAY	
1 - D1	OUTLAP	92.4	49.729	83.8	50.013	99.1	2:26.665	72.87	20.909	16:25:43.582
2 - D1	41.596	110.0	45.466	125.4	46.496	118.5	2:13.558	80.02	7.802	16:27:57.140
3 - D1	39.756	110.3	<b>44.198</b>	<b>126.6</b>	<b>41.843</b>	118.1	2:05.797 (2)	84.96	0.041	16:30:02.937
<b>4 - D1</b>	<b>39.537</b>	<b>111.1</b>	44.282	<b>126.6</b>	41.937	118.1	<b>2:05.756 (1)</b>	<b>84.99</b>		<b>16:32:08.693</b>
5 - D1	<b>39.350</b>	<b>111.1</b>	44.588	<b>126.6</b>	42.228	<b>118.7</b>	2:06.166 (3)	84.71	0.410	16:34:14.859

P22 53 GT4PA UltraTek Racing Team RJN		Nissan 370Z GT4								
IDEAL LAP TIME : 2:46.131		BEST LAP TIME : 2:50.225			DIFFERENCE : 4.094					
D1: Kelvin FLETCHER		D2: Martin PLOWMAN								
LAP	SECTOR 1	SECTOR 2		SECTOR 3		LAP TIME	MPH	DIFF	TIME OF DAY	
1 - D1	OUTLAP	47.7	1:03.159	76.7	<b>55.583</b>	87.0	2:59.426	59.56	9.201	16:25:31.346
<b>2 - D1</b>	<b>53.817</b>	<b>50.7</b>	59.165	87.6	57.243	<b>92.0</b>	<b>2:50.225 (1)</b>	<b>62.78</b>		<b>16:28:21.571</b>
3 - D1	<b>52.690</b>	75.2	<b>57.858</b>	<b>99.1</b>	1:00.581	72.0	2:51.129 (2)	62.45	0.904	16:31:12.700

Weather / Track : Bright / Dry

Snetterton 300  
Circuit Length = 2.9689 miles  
Start: 16:22 Flag 16:32 End: 16:36



# British GT Championship

## QUALIFYING - GT4 AM - BEST SPEEDS

POS	INTERMEDIATE 1			INTERMEDIATE 2			FINISH LINE		
	NO	NAME	MPH	NO	NAME	MPH	NO	NAME	MPH
1	61	Academy Motorsport	122.2	5	Tolman Motorsport Ltd	139.8	68	Steller Performance	130.3
2	68	Steller Performance	120.9	68	Steller Performance	139.5	61	Academy Motorsport	130.0
3	62	Academy Motorsport	120.6	61	Academy Motorsport	139.5	62	Academy Motorsport	128.3
4	5	Tolman Motorsport Ltd	120.4	62	Academy Motorsport	138.3	42	Century Motorsport	127.8
5	56	Tolman Motorsport Ltd	119.4	77	Fox Motorsport	138.0	5	Tolman Motorsport Ltd	127.3
6	42	Century Motorsport	119.1	77	Century Motorsport	137.7	54	UltraTek Racing Team RJN	127.3
7	43	Century Motorsport	118.7	22	Invictus Games Racing	137.5	43	Century Motorsport	126.6
8	77	Fox Motorsport	118.5	43	Century Motorsport	136.6	22	Invictus Games Racing	126.6
9	501	Balfe Motorsport	118.3	501	Balfe Motorsport	136.6	56	Tolman Motorsport Ltd	126.3
10	66	Team Parker Racing Ltd	118.3	4	Tolman Motorsport Ltd	136.3	77	Fox Motorsport	125.6
11	72	Track-Club	118.1	66	Team Parker Racing Ltd	136.3	44	Invictus Games Racing	125.6
12	44	Invictus Games Racing	118.1	56	Tolman Motorsport Ltd	136.3	86	Steller Performance	125.2
13	4	Tolman Motorsport Ltd	117.9	44	Invictus Games Racing	136.3	501	Balfe Motorsport	125.2
14	22	Invictus Games Racing	117.9	54	UltraTek Racing Team RJN	136.1	66	Team Parker Racing Ltd	125.2
15	86	Steller Performance	117.7	72	Track-Club	135.8	72	Track-Club	124.9
16	54	UltraTek Racing Team RJN	117.5	10	Equipe Verschuur	135.5	10	Equipe Verschuur	124.7
17	10	Equipe Verschuur	117.3	86	Steller Performance	135.2	4	Tolman Motorsport Ltd	124.5
18	88	Team HARD. with Trade Price Ca	115.5	55	HHC Motorsport	131.8	88	Team HARD. with Trade Price Ca	121.7
19	55	HHC Motorsport	114.5	88	Team HARD. with Trade Price Ca	130.0	34	Team HARD. with Trade Price Ca	121.3
20	34	Team HARD. with Trade Price Ca	112.7	34	Team HARD. with Trade Price Ca	129.3	55	HHC Motorsport	120.9
21	50	HHC Motorsport	111.1	50	HHC Motorsport	126.6	50	HHC Motorsport	118.7
22	53	UltraTek Racing Team RJN	83.0	53	UltraTek Racing Team RJN	99.1	53	UltraTek Racing Team RJN	92.0

Weather / Track : Bright / Dry

Results can be found at [www.tsl-timing.com](http://www.tsl-timing.com)

Snetterton 300  
Circuit Length = 2.9689 miles  
Start: 16:22 Flag 16:32 End: 16:36

Printed - 16:46 Saturday, 26 May 2018

# British GT Championship

## QUALIFYING - GT4 AM - BEST SECTORS

SECTOR 1			SECTOR 2			SECTOR 3			IDEAL / BEST COMPARISON						
POS	NO	NAME	TIME	NO	NAME	TIME	NO	NAME	TIME	POS	NO	NAME	IDEAL	BEST	DIFF
													<b>PERFECT LAP</b>	<b>1:58.334</b>	
1	42	Century Motorsport	37.077	62	Academy Motorspor	42.223	42	Century Motorsport	39.034	1	42	Century Motorsport	1:58.436	1:58.438	0.002
2	62	Academy Motorspor	37.280	42	Century Motorsport	42.325	55	HHC Motorsport	39.062	2	55	HHC Motorsport	1:58.990	1:58.990	0.000
3	61	Academy Motorspor	37.346	68	Steller Performance	42.354	10	Equipe Verschuur	39.364	3	62	Academy Motorsport	1:59.040	1:59.201	0.161
4	68	Steller Performance	37.349	61	Academy Motorspor	42.452	68	Steller Performance	39.401	4	68	Steller Performance	1:59.104	1:59.402	0.298
5	55	HHC Motorsport	37.441	55	HHC Motorsport	42.487	4	Tolman Motorsport I	39.442	5	61	Academy Motorsport	1:59.316	1:59.419	0.103
6	4	Tolman Motorsport I	37.466	5	Tolman Motorsport I	42.495	61	Academy Motorspor	39.518	6	4	Tolman Motorsport Ltc	1:59.585	1:59.958	0.373
7	43	Century Motorsport	37.525	72	Track-Club	42.653	62	Academy Motorspor	39.537	7	5	Tolman Motorsport Ltc	1:59.624	1:59.624	0.000
8	5	Tolman Motorsport I	37.567	10	Equipe Verschuur	42.659	5	Tolman Motorsport I	39.562	8	10	Equipe Verschuur	1:59.803	2:00.087	0.284
9	77	Fox Motorsport	37.579	4	Tolman Motorsport I	42.677	72	Track-Club	39.673	9	72	Track-Club	2:00.025	2:00.120	0.095
10	54	UltraTek Racing Te	37.642	77	Fox Motorsport	42.736	86	Steller Performance	39.738	10	54	UltraTek Racing Tear	2:00.277	2:00.525	0.248
11	72	Track-Club	37.699	66	Team Parker Racing	42.739	54	UltraTek Racing Te	39.789	11	77	Fox Motorsport	2:00.369	2:00.753	0.384
12	66	Team Parker Racing	37.707	54	UltraTek Racing Te	42.846	501	Balfe Motorsport	39.939	12	43	Century Motorsport	2:00.466	2:00.466	0.000
13	10	Equipe Verschuur	37.780	43	Century Motorsport	42.850	77	Fox Motorsport	40.054	13	66	Team Parker Racing I	2:00.537	2:00.880	0.343
14	501	Balfe Motorsport	37.825	86	Steller Performance	42.940	43	Century Motorsport	40.091	14	86	Steller Performance	2:00.631	2:00.653	0.022
15	88	Team HARD. with T	37.868	501	Balfe Motorsport	42.996	66	Team Parker Racing	40.091	15	501	Balfe Motorsport	2:00.760	2:00.846	0.086
16	56	Tolman Motorsport I	37.932	56	Tolman Motorsport I	43.225	88	Team HARD. with T	40.254	16	56	Tolman Motorsport Ltc	2:01.477	2:01.639	0.162
17	86	Steller Performance	37.953	44	Invictus Games Rac	43.384	56	Tolman Motorsport I	40.320	17	88	Team HARD. with Tra	2:01.646	2:01.751	0.105
18	44	Invictus Games Rac	38.138	88	Team HARD. with T	43.524	44	Invictus Games Rac	40.428	18	44	Invictus Games Rac	2:01.950	2:02.071	0.121
19	34	Team HARD. with T	38.764	22	Invictus Games Rac	43.702	34	Team HARD. with T	41.102	19	34	Team HARD. with Tra	2:03.798	2:03.814	0.016
20	22	Invictus Games Rac	39.267	34	Team HARD. with T	43.932	22	Invictus Games Rac	41.573	20	22	Invictus Games Rac	2:04.542	2:04.832	0.290
21	50	HHC Motorsport	39.350	50	HHC Motorsport	44.198	50	HHC Motorsport	41.843	21	50	HHC Motorsport	2:05.391	2:05.756	0.365
22	53	UltraTek Racing Te	52.690	53	UltraTek Racing Te	57.858	53	UltraTek Racing Te	55.583	22	53	UltraTek Racing Tear	2:46.131	2:50.225	4.094

Weather / Track : Bright / Dry

Results can be found at [www.tsl-timing.com](http://www.tsl-timing.com)

Snetterton 300

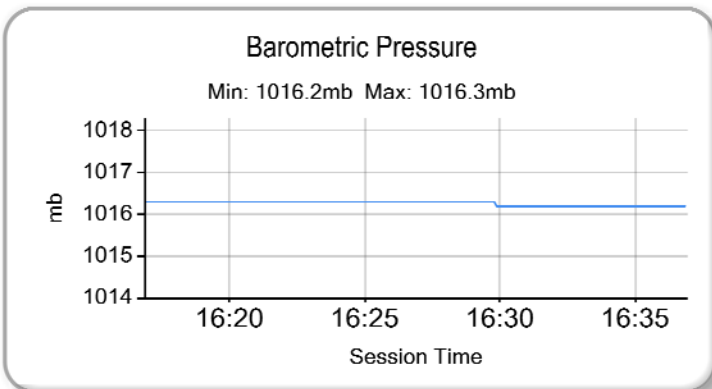
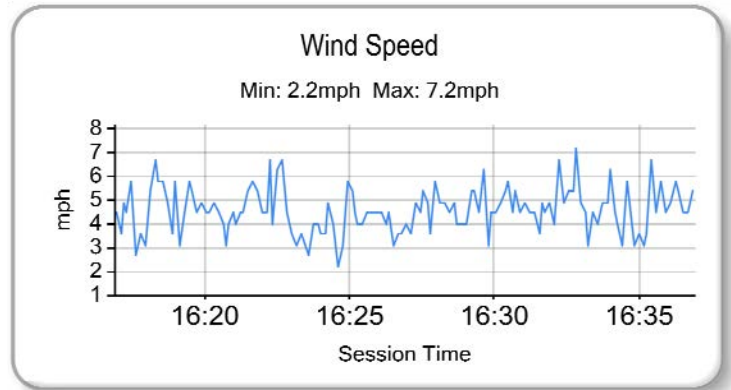
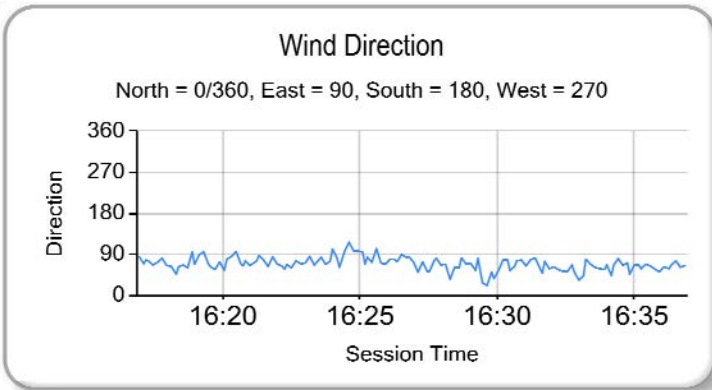
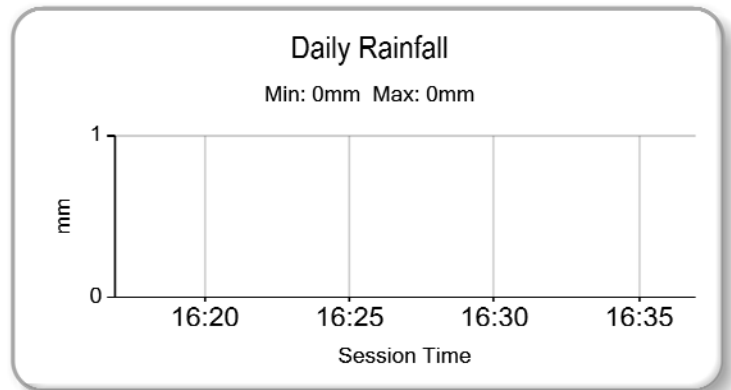
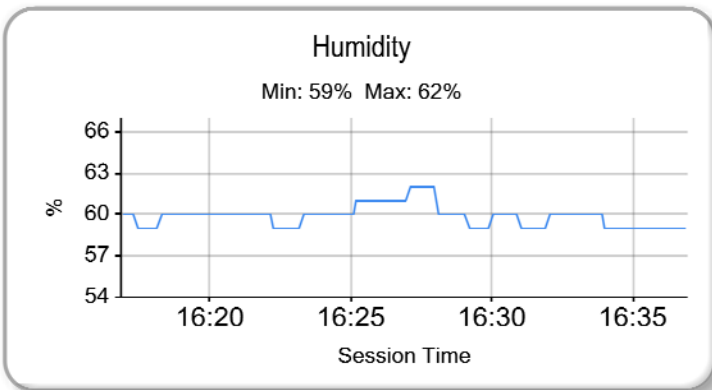
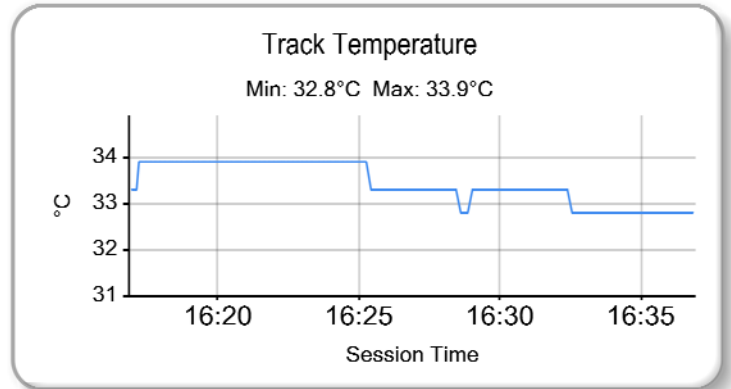
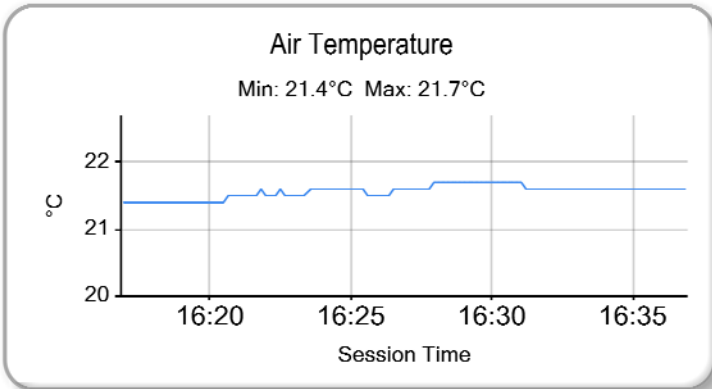
Circuit Length = 2.9689 miles

Start: 16:22 Flag 16:32 End: 16:36

Printed - 16:43 Saturday, 26 May 2018

# British GT Championship

## QUALIFYING - GT4 AM - WEATHER CONDITIONS



Weather / Track : Bright / Dry

Results can be found at [www.tsl-timing.com](http://www.tsl-timing.com)

Snetterton 300  
Circuit Length = 2.9689 miles  
Start: 16:22 Flag 16:32 End: 16:36

Printed - 16:44 Saturday, 26 May 2018

## British GT Championship

### QUALIFYING - GT4 PRO - CLASSIFICATION

POS	NO	CL	PIC	TEAM / DRIVERS	CAR	TIME	ON	LAPS	GAP	DIFF	MPH
1	62	GT4S	1	Academy Motorsport Will MOORE / Matt NICOLL-JONES	Aston Martin V8 Vantage GT4	1:57.854	2	3			90.68
2	43	GT4S	2	Century Motorsport Aleksander SCHJERPEN / Jack MITCHELL	BMW M4 GT4	1:57.920	2	4	0.066	0.066	90.63
3	61	GT4S	3	Academy Motorsport Tom WOOD / Jan JONCK	Aston Martin V8 Vantage GT4	1:57.954	2	5	0.100	0.034	90.61
4	66	GT4PA	1	Team Parker Racing Ltd Nick JONES / Scott MALVERN	Mercedes-AMG GT4	1:57.987	2	4	0.133	0.033	90.58
5	56	GT4PA	2	Tolman Motorsport Ltd David PATTISON / Joe OSBORNE	McLaren 570S GT4	1:58.104	2	4	0.250	0.117	90.49
6	68	GT4S	4	Steller Performance Tom CANNING / Sennan FIELDING	Toyota GT86	1:58.216	2	3	0.362	0.112	90.41
7	54	GT4PA	3	UltraTek Racing Team RJN Stephen JOHANSEN / Jesse ANTTILA	Nissan 370Z GT4	1:58.259	4	4	0.405	0.043	90.37
8	42	GT4S	5	Century Motorsport Ben TUCK / Ben GREEN	BMW M4 GT4	1:58.472	3	5	0.618	0.213	90.21
9	5	GT4S	6	Tolman Motorsport Ltd Lewis PROCTOR / Jordan ALBERT	McLaren 570S GT4	1:58.512	3	3	0.658	0.040	90.18
10	72 *	GT4PA	4	Track-Club Adam BALON / Ben BARNICOAT	McLaren 570S GT4	1:58.729	2	4	0.875	0.217	90.02
11	44	GT4PA	5	Invictus Games Racing Steve MCCULLLEY / Matthew GEORGE	Jaguar F-TYPE SVR GT4	1:58.853	4	4	0.999	0.124	89.92
12	4	GT4S	7	Tolman Motorsport Ltd Michael O'BRIEN / Charlie FAGG	McLaren 570S GT4	1:58.866	2	3	1.012	0.013	89.91
13	77 *	GT4PA	6	Fox Motorsport Mark MURFITT / Michael BROADHURST	Mercedes-AMG GT4	1:58.919	2	4	1.065	0.053	89.87
14	10	GT4S	8	Equipe Verschuur Finlay HUTCHISON / Daniel MCKAY	McLaren 570S GT4	1:58.992	2	5	1.138	0.073	89.82
15	55	GT4S	9	HHC Motorsport Callum POINTON / Patrik MATTHIESEN	Ginetta G55 GT4	1:59.217	3	4	1.363	0.225	89.65
16	501	GT4PA	7	Balfe Motorsport Graham JOHNSON / Mike ROBINSON	McLaren 570S GT4	1:59.322	2	4	1.468	0.105	89.57
17	50	GT4PA	8	HHC Motorsport Mike NEWBOULD / Will BURNS	Ginetta G55 GT4	1:59.344	4	4	1.490	0.022	89.55
18	22	GT4PA	9	Invictus Games Racing Ben NORFOLK / Jason WOLFE	Jaguar F-TYPE SVR GT4	1:59.347	2	4	1.493	0.003	89.55
19	86	GT4S	10	Steller Performance Dean MACDONALD / Alex QUINN	Toyota GT86	1:59.738	3	4	1.884	0.391	89.26
20	53	GT4PA	10	UltraTek Racing Team RJN Kelvin FLETCHER / Martin PLOWMAN	Nissan 370Z GT4	2:00.032	4	4	2.178	0.294	89.04
21	88	GT4S	11	Team HARD. with Trade Price Cars Joshua JACKSON / Benjamin WALLACE	Ginetta G55 GT4	2:01.550	3	5	3.696	1.518	87.93
22	34	GT4PA	11	Team HARD. with Trade Price Cars Anna WALEWSKA / Callum HAWKINS-ROW	Ginetta G55 GT4	2:02.449	3	4	4.595	0.899	87.28

QUALIFYING LAPTIME (115.0% of 1:57.854) = 2:15.532

Car 72 & 77 – Lap time disallowed for exceeding track limits

Weather / Track : Bright / Dry

These results are provisional until the conclusion of any judicial and technical matters.

Snetterton 300

Circuit Length = 2.9689 miles

Start: 16:37 Flag 16:47 End: 16:51

Race Director : Peter Daly

Stewards :

Timekeeper :

Results can be found at [www.tsl-timing.com](http://www.tsl-timing.com)

Printed - 16:51 Saturday, 26 May 2018



## British GT Championship

### QUALIFYING - GT4 PRO - CLASSIFICATION BY CLASS

#### CLASS : GT4 - GT4PA

POS	NO	NAME	ENTRY	TIME	ON	LAPS	GAP	DIFF	MPH
1	66	Team Parker Racing Ltd	Mercedes-AMG GT4	1:57.987	2	4			90.58
2	56	Tolman Motorsport Ltd	McLaren 570S GT4	1:58.104	2	4	0.117	0.117	90.49
3	54	UltraTek Racing Team RJN	Nissan 370Z GT4	1:58.259	4	4	0.272	0.155	90.37
4	72 *	Track-Club	McLaren 570S GT4	1:58.729	2	4	0.742	0.470	90.02
5	44	Invictus Games Racing	Jaguar F-TYPE SVR GT4	1:58.853	4	4	0.866	0.124	89.92
6	77 *	Fox Motorsport	Mercedes-AMG GT4	1:58.919	2	4	0.932	0.066	89.87
7	501	Balfe Motorsport	McLaren 570S GT4	1:59.322	2	4	1.335	0.403	89.57
8	50	HHC Motorsport	Ginetta G55 GT4	1:59.344	4	4	1.357	0.022	89.55
9	22	Invictus Games Racing	Jaguar F-TYPE SVR GT4	1:59.347	2	4	1.360	0.003	89.55
10	53	UltraTek Racing Team RJN	Nissan 370Z GT4	2:00.032	4	4	2.045	0.685	89.04
11	34	Team HARD. with Trade Price Cars	Ginetta G55 GT4	2:02.449	3	4	4.462	2.417	87.28

#### CLASS : GT4 - GT4S

POS	NO	NAME	ENTRY	TIME	ON	LAPS	GAP	DIFF	MPH
1	62	Academy Motorsport	Aston Martin V8 Vantage GT4	1:57.854	2	3			90.68
2	43	Century Motorsport	BMW M4 GT4	1:57.920	2	4	0.066	0.066	90.63
3	61	Academy Motorsport	Aston Martin V8 Vantage GT4	1:57.954	2	5	0.100	0.034	90.61
4	68	Steller Performance	Toyota GT86	1:58.216	2	3	0.362	0.262	90.41
5	42	Century Motorsport	BMW M4 GT4	1:58.472	3	5	0.618	0.256	90.21
6	5	Tolman Motorsport Ltd	McLaren 570S GT4	1:58.512	3	3	0.658	0.040	90.18
7	4	Tolman Motorsport Ltd	McLaren 570S GT4	1:58.866	2	3	1.012	0.354	89.91
8	10	Equipe Verschuur	McLaren 570S GT4	1:58.992	2	5	1.138	0.126	89.82
9	55	HHC Motorsport	Ginetta G55 GT4	1:59.217	3	4	1.363	0.225	89.65
10	86	Steller Performance	Toyota GT86	1:59.738	3	4	1.884	0.521	89.26
11	88	Team HARD. with Trade Price Cars	Ginetta G55 GT4	2:01.550	3	5	3.696	1.812	87.93

Car 72 & 77 – Lap time disallowed for exceeding track limits

Snetterton 300

Circuit Length = 2.9689 miles

Start: 16:37 Flag 16:47 End: 16:51

Weather / Track : Bright / Dry

These results are provisional until the conclusion of any judicial and technical matters.

Race Director : Peter Daly

Stewards :

Timekeeper :

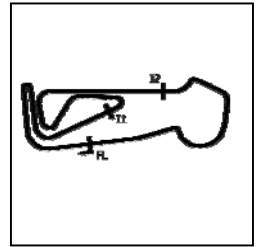
Results can be found at [www.tsl-timing.com](http://www.tsl-timing.com)

Printed - 16:53 Saturday, 26 May 2018



# British GT Championship

## QUALIFYING - GT4 PRO - SECTOR ANALYSIS



SECTOR 1 = FL to I1, SECTOR 2 = I1 to I2, SECTOR 3 = I2 to FL, DIFF = Difference To Personal Best Lap, P = Crossed Finish Line in Pit Lane, D = Time Disallowed

<b>P1</b>	<b>62 GT4S</b>	<b>Academy Motorsport</b>					<b>Aston Martin V8 Vantage GT4</b>			
IDEAL LAP TIME : 1:57.854		BEST LAP TIME : 1:57.854		DIFFERENCE : 0.000						
D1: Will MOORE		D2: Matt NICOLL-JONES								

LAP	SECTOR 1	SECTOR 2	SECTOR 3	LAP TIME	MPH	DIFF	TIME OF DAY			
1 - D2	OUTLAP	77.4	46.344	100.7	45.813	127.5	2:27.200	72.60	29.346	16:40:16.756
2 - D2	<b>36.944</b>	<b>120.4</b>	<b>42.030</b>	<b>137.5</b>	<b>38.880</b>	<b>128.0</b>	<b>1:57.854 (1)</b>	<b>90.68</b>		<b>16:42:14.610</b>
3 - D2	37.050	120.0	42.379	137.2	39.716	126.8	1:59.145 (2)	89.70	1.291	16:44:13.755

<b>P2</b>	<b>43 GT4S</b>	<b>Century Motorsport</b>					<b>BMW M4 GT4</b>			
IDEAL LAP TIME : 1:57.920		BEST LAP TIME : 1:57.920		DIFFERENCE : 0.000						
D1: Aleksander SCHJERPEN		D2: Jack MITCHELL								

LAP	SECTOR 1	SECTOR 2	SECTOR 3	LAP TIME	MPH	DIFF	TIME OF DAY			
1 - D2	OUTLAP	107.8	46.690	132.6	39.967	127.5	2:12.649	80.57	14.729	16:39:49.616
2 - D2	<b>36.934</b>	<b>120.2</b>	<b>42.091</b>	<b>137.7</b>	<b>38.895</b>	<b>128.0</b>	<b>1:57.920 (1)</b>	<b>90.63</b>		<b>16:41:47.536</b>
3 - D2	36.983	120.0	42.189	137.5	39.196	127.5	1:58.368 (3)	90.29	0.448	16:43:45.904
4 - D2	37.071	119.8	42.203	137.5	39.007	127.8	1:58.281 (2)	90.36	0.361	16:45:44.185

<b>P3</b>	<b>61 GT4S</b>	<b>Academy Motorsport</b>					<b>Aston Martin V8 Vantage GT4</b>			
IDEAL LAP TIME : 1:57.954		BEST LAP TIME : 1:57.954		DIFFERENCE : 0.000						
D1: Tom WOOD		D2: Jan JONCK								

LAP	SECTOR 1	SECTOR 2	SECTOR 3	LAP TIME	MPH	DIFF	TIME OF DAY			
1 - D2	OUTLAP	115.1	47.098	126.1	48.276	129.3	2:20.829	75.89	22.875	16:40:36.445
2 - D2	<b>37.066</b>	<b>121.5</b>	<b>41.967</b>	<b>138.6</b>	<b>38.921</b>	<b>129.8</b>	<b>1:57.954 (1)</b>	<b>90.61</b>		<b>16:42:34.399</b>
3 - D2	39.287	99.7	50.886	98.1	44.987	129.3	2:15.160	79.07	17.206	16:44:49.559
4 - D2	37.318	120.9	42.124	<b>139.2</b>	39.640	128.8	1:59.082 (3)	89.75	1.128	16:46:48.641
5 - D2	37.267	<b>121.5</b>	42.001	<b>139.2</b>	39.597	127.3	1:58.865 (2)	89.91	0.911	16:48:47.506

<b>P4</b>	<b>66 GT4PA</b>	<b>Team Parker Racing Ltd</b>					<b>Mercedes-AMG GT4</b>			
IDEAL LAP TIME : 1:57.891		BEST LAP TIME : 1:57.987		DIFFERENCE : 0.096						
D1: Nick JONES		D2: Scott MALVERN								

LAP	SECTOR 1	SECTOR 2	SECTOR 3	LAP TIME	MPH	DIFF	TIME OF DAY			
1 - D2	OUTLAP	111.8	45.319	135.8	41.463	125.4	2:15.442	78.91	17.455	16:39:59.354
2 - D2	37.126	<b>118.9</b>	<b>41.965</b>	136.9	<b>38.896</b>	<b>126.3</b>	<b>1:57.987 (1)</b>	<b>90.58</b>		<b>16:41:57.341</b>
3 - D2	37.101	<b>118.9</b>	42.128	<b>138.6</b>	39.073	126.1	1:58.302 (3)	90.34	0.315	16:43:55.643
4 - D2	<b>37.030</b>	118.5	42.096	137.2	39.098	125.9	1:58.224 (2)	90.40	0.237	16:45:53.867

<b>P5</b>	<b>56 GT4PA</b>	<b>Tolman Motorsport Ltd</b>					<b>McLaren 570S GT4</b>			
IDEAL LAP TIME : 1:58.104		BEST LAP TIME : 1:58.104		DIFFERENCE : 0.000						
D1: David PATTISON		D2: Joe OSBORNE								

LAP	SECTOR 1	SECTOR 2	SECTOR 3	LAP TIME	MPH	DIFF	TIME OF DAY			
1 - D2	OUTLAP	108.9	45.100	135.8	39.923	126.1	2:18.438	77.20	20.334	16:39:57.323
2 - D2	<b>37.071</b>	119.1	<b>42.078</b>	137.2	<b>38.955</b>	<b>126.8</b>	<b>1:58.104 (1)</b>	<b>90.49</b>		<b>16:41:55.427</b>
3 - D2	37.149	<b>120.4</b>	42.484	<b>137.5</b>	39.250	<b>126.8</b>	1:58.883 (3)	89.90	0.779	16:43:54.310
4 - D2	37.172	119.1	42.275	136.3	39.085	125.6	1:58.532 (2)	90.17	0.428	16:45:52.842

<b>P6</b>	<b>68 GT4S</b>	<b>Steller Performance</b>					<b>Toyota GT86</b>			
IDEAL LAP TIME : 1:58.216		BEST LAP TIME : 1:58.216		DIFFERENCE : 0.000						
D1: Tom CANNING		D2: Sennan FIELDING								

LAP	SECTOR 1	SECTOR 2	SECTOR 3	LAP TIME	MPH	DIFF	TIME OF DAY			
1 - D2	OUTLAP	91.3	43.839	135.0	40.457	130.5	2:08.624	83.09	10.408	16:41:37.236
2 - D2	<b>37.021</b>	120.4	<b>42.253</b>	<b>139.5</b>	<b>38.942</b>	130.0	<b>1:58.216 (1)</b>	<b>90.41</b>		<b>16:43:35.452</b>
3 - D2	37.291	<b>121.3</b>	42.312	<b>139.5</b>	42.274	<b>130.8</b>	2:01.877 (2)	87.69	3.661	16:45:37.329

<b>P7</b>	<b>54 GT4PA</b>	<b>UltraTek Racing Team RJN</b>					<b>Nissan 370Z GT4</b>			
IDEAL LAP TIME : 1:58.259		BEST LAP TIME : 1:58.259		DIFFERENCE : 0.000						
D1: Stephen JOHANSEN		D2: Jesse ANTTILA								

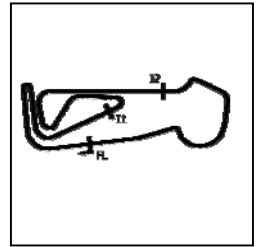
LAP	SECTOR 1	SECTOR 2	SECTOR 3	LAP TIME	MPH	DIFF	TIME OF DAY			
1 - D2	OUTLAP	74.3	48.175	104.2	47.944	126.3	2:20.610	76.01	22.351	16:40:23.293

Weather / Track : Bright / Dry

Snetterton 300  
Circuit Length = 2.9689 miles  
Start: 16:37 Flag 16:47 End: 16:51

# British GT Championship

## QUALIFYING - GT4 PRO - SECTOR ANALYSIS



SECTOR 1 = FL to I1, SECTOR 2 = I1 to I2, SECTOR 3 = I2 to FL, DIFF = Difference To Personal Best Lap, P = Crossed Finish Line in Pit Lane, D = Time Disallowed

2 - D2	38.577	116.9	42.237	<b>136.3</b>	40.758	126.1	2:01.572 (3)	87.91	3.313	16:42:24.865
3 - D2	37.787	117.3	42.284	135.8	39.012	127.0	1:59.083 (2)	89.75	0.824	16:44:23.948
4 - D2	<b>37.323</b>	<b>117.7</b>	<b>42.040</b>	136.1	<b>38.896</b>	<b>127.5</b>	<b>1:58.259 (1)</b>	<b>90.37</b>		<b>16:46:22.207</b>

<b>P8 42 GT4S Century Motorsport</b>				<b>BMW M4 GT4</b>						
IDEAL LAP TIME : 1:58.229				BEST LAP TIME : 1:58.472						
D1: Ben TUCK				D2: Ben GREEN						
DIFFERENCE : 0.243										
LAP	SECTOR 1	SECTOR 2	SECTOR 3	LAP TIME	MPH	DIFF	TIME OF DAY			
1 - D2	OUTLAP	111.2	47.783	131.3	53.392	127.5	2:25.886	73.26	27.414	16:40:31.109
2 - D2	37.274	<b>120.9</b>	42.387	137.2	39.303	127.3	1:58.964 (3)	89.84	0.492	16:42:30.073
3 - D2	<b>37.068</b>	120.6	42.610	137.2	<b>38.794</b>	<b>127.8</b>	<b>1:58.472 (1)</b>	<b>90.21</b>		<b>16:44:28.545</b>
4 - D2	37.365	120.0	42.642	136.6	41.868	127.5	2:01.875	87.69	3.403	16:46:30.420
5 - D2	37.154	119.6	<b>42.367</b>	<b>137.5</b>	39.106	<b>127.8</b>	1:58.627 (2)	90.09	0.155	16:48:29.047

<b>P9 5 GT4S Tolman Motorsport Ltd</b>				<b>McLaren 570S GT4</b>						
IDEAL LAP TIME : 1:58.512				BEST LAP TIME : 1:58.512						
D1: Lewis PROCTOR				D2: Jordan ALBERT						
DIFFERENCE : 0.000										
LAP	SECTOR 1	SECTOR 2	SECTOR 3	LAP TIME	MPH	DIFF	TIME OF DAY			
1 - D2	OUTLAP	116.9	43.478	134.4	39.775	127.0	2:04.646	85.74	6.134	16:41:28.936
2 - D2	37.398	<b>118.3</b>	42.470	<b>138.0</b>	38.899	126.6	1:58.767 (2)	89.99	0.255	16:43:27.703
3 - D2	<b>37.343</b>	<b>118.3</b>	<b>42.344</b>	137.7	<b>38.825</b>	<b>127.3</b>	<b>1:58.512 (1)</b>	<b>90.18</b>		<b>16:45:26.215</b>

<b>P10 72 GT4PA Track-Club</b>				<b>McLaren 570S GT4</b>						
IDEAL LAP TIME : 1:58.682				BEST LAP TIME : 1:58.729						
D1: Adam BALON				D2: Ben BARNICOAT						
DIFFERENCE : 0.047										
LAP	SECTOR 1	SECTOR 2	SECTOR 3	LAP TIME	MPH	DIFF	TIME OF DAY			
1 - D2	OUTLAP	99.4	45.256	116.5	40.119	124.5	2:08.528	83.15	9.799	16:41:25.335
2 - D2	<b>37.008</b>	<b>117.7</b>	<b>42.453</b>	135.5	39.268	124.0	<b>1:58.729 (1)</b>	<b>90.02</b>		<b>16:43:24.064</b>
3 - D2	37.142	117.5	42.481	135.5	<b>39.221</b>	124.9	<del>1:58.844</del> D	89.93	0.115	16:45:22.908
4 - D2	37.709	116.3	42.499	<b>135.8</b>	39.328	<b>125.2</b>	1:59.536 (2)	89.41	0.807	16:47:22.444

<b>P11 44 GT4PA Invictus Games Racing</b>				<b>Jaguar F-TYPE SVR GT4</b>						
IDEAL LAP TIME : 1:58.750				BEST LAP TIME : 1:58.853						
D1: Steve MCCULLEY				D2: Matthew GEORGE						
DIFFERENCE : 0.103										
LAP	SECTOR 1	SECTOR 2	SECTOR 3	LAP TIME	MPH	DIFF	TIME OF DAY			
1 - D2	OUTLAP	108.5	44.631	133.4	42.318	126.1	2:13.357	80.14	14.504	16:42:25.126
2 - D2	39.855	99.8	47.477	106.3	43.638	126.3	2:10.970 (3)	81.60	12.117	16:44:36.096
3 - D2	37.481	<b>118.9</b>	<b>42.339</b>	136.3	39.281	126.8	1:59.101 (2)	89.73	0.248	16:46:35.197
4 - D2	<b>37.337</b>	118.7	42.442	<b>136.9</b>	<b>39.074</b>	<b>127.3</b>	<b>1:58.853 (1)</b>	<b>89.92</b>		<b>16:48:34.050</b>

<b>P12 4 GT4S Tolman Motorsport Ltd</b>				<b>McLaren 570S GT4</b>						
IDEAL LAP TIME : 1:58.651				BEST LAP TIME : 1:58.866						
D1: Michael O'BRIEN				D2: Charlie FAGG						
DIFFERENCE : 0.215										
LAP	SECTOR 1	SECTOR 2	SECTOR 3	LAP TIME	MPH	DIFF	TIME OF DAY			
1 - D2	OUTLAP	107.3	46.555	125.9	47.340	124.2	2:23.863	74.29	24.997	16:40:11.283
2 - D2	<b>37.072</b>	<b>118.5</b>	<b>42.375</b>	<b>135.5</b>	39.419	<b>125.4</b>	<b>1:58.866 (1)</b>	<b>89.91</b>		<b>16:42:10.149</b>
3 - D2	37.219	118.3	42.621	135.2	<b>39.204</b>	125.2	1:59.044 (2)	89.78	0.178	16:44:09.193

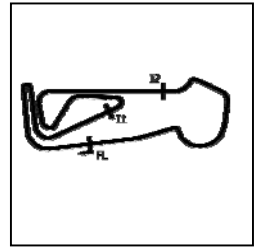
<b>P13 77 GT4PA Fox Motorsport</b>				<b>Mercedes-AMG GT4</b>						
IDEAL LAP TIME : 1:58.602				BEST LAP TIME : 1:58.919						
D1: Mark MURFIT				D2: Michael BROADHURST						
DIFFERENCE : 0.317										
LAP	SECTOR 1	SECTOR 2	SECTOR 3	LAP TIME	MPH	DIFF	TIME OF DAY			
1 - D2	OUTLAP	117.5	44.716	137.2	41.532	<b>126.3</b>	2:13.786	79.88	14.867	16:39:59.842
2 - D2	37.277	<b>119.8</b>	42.292	<b>138.3</b>	39.350	125.9	<b>1:58.919 (1)</b>	<b>89.87</b>		<b>16:41:58.761</b>
3 - D2	<b>37.256</b>	119.6	<b>42.106</b>	<b>138.3</b>	39.793	125.4	1:59.155 (3)	89.69	0.236	16:43:57.916
4 - D2	37.496	119.4	42.366	137.2	<b>39.240</b>	126.1	1:59.102 (2)	89.73	0.183	16:45:57.018

Weather / Track : Bright / Dry

Snetterton 300  
Circuit Length = 2.9689 miles  
Start: 16:37 Flag 16:47 End: 16:51

# British GT Championship

## QUALIFYING - GT4 PRO - SECTOR ANALYSIS



SECTOR 1 = FL to I1, SECTOR 2 = I1 to I2, SECTOR 3 = I2 to FL, DIFF = Difference To Personal Best Lap, P = Crossed Finish Line in Pit Lane, D = Time Disallowed

P14 10 GT4S		Equipe Verschuur		McLaren 570S GT4						
IDEAL LAP TIME : 1:58.647		BEST LAP TIME : 1:58.992		DIFFERENCE : 0.345						
D1: Finlay HUTCHISON		D2: Daniel MCKAY								
LAP	SECTOR 1	SECTOR 2	SECTOR 3	LAP TIME	MPH	DIFF	TIME OF DAY			
1 - D2	OUTLAP	113.7	46.878	105.3	46.113	125.4	2:21.431	75.57	22.439	16:40:06.381
2 - D2	37.390	<b>119.4</b>	<b>42.152</b>	137.5	39.450	125.6	<b>1:58.992 (1)</b>	<b>89.82</b>		<b>16:42:05.373</b>
3 - D2	37.234	<b>119.4</b>	42.499	136.9	<b>39.279</b>	<b>126.8</b>	1:59.012 (2)	89.80	0.020	16:44:04.385
4 - D2	37.300	118.9	42.459	137.2	39.302	126.6	1:59.061 (3)	89.76	0.069	16:46:03.446
5 - D2	<b>37.216</b>	118.9	42.432	<b>139.2</b>	40.530	125.4	2:00.178	88.93	1.186	16:48:03.624

P15 55 GT4S		HHC Motorsport		Ginetta G55 GT4						
IDEAL LAP TIME : 1:59.217		BEST LAP TIME : 1:59.217		DIFFERENCE : 0.000						
D1: Callum POINTON		D2: Patrik MATTHIESEN								
LAP	SECTOR 1	SECTOR 2	SECTOR 3	LAP TIME	MPH	DIFF	TIME OF DAY			
1 - D2	OUTLAP	97.5	48.316	123.3	41.024	120.4	2:12.963	80.38	13.746	16:41:20.654
2 - D2	37.658	113.7	42.525	128.5	39.398	120.4	1:59.581 (3)	89.37	0.364	16:43:20.235
3 - D2	<b>37.510</b>	<b>114.3</b>	<b>42.387</b>	128.5	<b>39.320</b>	120.2	<b>1:59.217 (1)</b>	<b>89.65</b>		<b>16:45:19.452</b>
4 - D2	37.560	113.9	42.506	128.0	39.369	<b>120.6</b>	1:59.435 (2)	89.48	0.218	16:47:18.887

P16 501 GT4PA		Balfe Motorsport		McLaren 570S GT4						
IDEAL LAP TIME : 1:59.307		BEST LAP TIME : 1:59.322		DIFFERENCE : 0.015						
D1: Graham JOHNSON		D2: Mike ROBINSON								
LAP	SECTOR 1	SECTOR 2	SECTOR 3	LAP TIME	MPH	DIFF	TIME OF DAY			
1 - D2	OUTLAP	112.5	46.662	131.8	51.561	125.6	2:25.060	73.68	25.738	16:40:43.699
2 - D2	<b>37.376</b>	119.1	42.525	136.1	39.421	125.6	<b>1:59.322 (1)</b>	<b>89.57</b>		<b>16:42:43.021</b>
3 - D2	37.620	118.3	42.637	<b>136.9</b>	<b>39.416</b>	125.4	1:59.673 (2)	89.31	0.351	16:44:42.694
4 - D2	37.593	119.1	<b>42.515</b>	<b>136.9</b>	43.609	<b>125.9</b>	2:03.717 (3)	86.39	4.395	16:46:46.411

P17 50 GT4PA		HHC Motorsport		Ginetta G55 GT4						
IDEAL LAP TIME : 1:59.291		BEST LAP TIME : 1:59.344		DIFFERENCE : 0.053						
D1: Mike NEWBOULD		D2: Will BURNS								
LAP	SECTOR 1	SECTOR 2	SECTOR 3	LAP TIME	MPH	DIFF	TIME OF DAY			
1 - D2	OUTLAP	112.2	43.668	126.6	40.433	120.2	2:09.944	82.25	10.600	16:42:28.516
2 - D2	<b>37.543</b>	<b>114.3</b>	43.806	110.3	42.294	120.4	2:03.643 (3)	86.44	4.299	16:44:32.159
3 - D2	37.597	113.7	42.699	127.3	39.344	120.4	1:59.640 (2)	89.33	0.296	16:46:31.799
4 - D2	37.596	<b>114.3</b>	<b>42.580</b>	<b>127.8</b>	<b>39.168</b>	<b>120.6</b>	<b>1:59.344 (1)</b>	<b>89.55</b>		<b>16:48:31.143</b>

P18 22 GT4PA		Invictus Games Racing		Jaguar F-TYPE SVR GT4						
IDEAL LAP TIME : 1:59.065		BEST LAP TIME : 1:59.347		DIFFERENCE : 0.282						
D1: Ben NORFOLK		D2: Jason WOLFE								
LAP	SECTOR 1	SECTOR 2	SECTOR 3	LAP TIME	MPH	DIFF	TIME OF DAY			
1 - D2	OUTLAP	119.6	43.731	<b>137.5</b>	40.281	<b>127.5</b>	2:09.263	82.68	9.916	16:42:39.291
2 - D2	<b>37.203</b>	119.1	<b>42.354</b>	<b>137.5</b>	39.790	<b>127.5</b>	<b>1:59.347 (1)</b>	<b>89.55</b>		<b>16:44:38.638</b>
3 - D2	38.134	117.1	43.421	136.1	40.623	126.8	2:02.178 (3)	87.47	2.831	16:46:40.816
4 - D2	37.481	<b>120.2</b>	42.474	<b>137.5</b>	<b>39.508</b>	127.3	1:59.463 (2)	89.46	0.116	16:48:40.279

P19 86 GT4S		Steller Performance		Toyota GT86						
IDEAL LAP TIME : 1:59.738		BEST LAP TIME : 1:59.738		DIFFERENCE : 0.000						
D1: Dean MACDONALD		D2: Alex QUINN								
LAP	SECTOR 1	SECTOR 2	SECTOR 3	LAP TIME	MPH	DIFF	TIME OF DAY			
1 - D2	OUTLAP	108.2	43.707	<b>133.6</b>	39.688	<b>125.2</b>	2:09.460	82.55	9.722	16:41:07.221
2 - D2	37.723	<b>117.3</b>	42.836	133.1	39.378	123.8	1:59.937 (2)	89.11	0.199	16:43:07.158
3 - D2	<b>37.641</b>	115.5	<b>42.751</b>	132.8	<b>39.346</b>	124.0	<b>1:59.738 (1)</b>	<b>89.26</b>		<b>16:45:06.896</b>
4 - D2	37.675	115.9	42.977	131.8	39.522	123.3	2:00.174 (3)	88.93	0.436	16:47:07.070

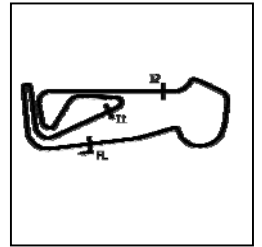
Weather / Track : Bright / Dry

Snetterton 300  
Circuit Length = 2.9689 miles  
Start: 16:37 Flag 16:47 End: 16:51



# British GT Championship

## QUALIFYING - GT4 PRO - SECTOR ANALYSIS



SECTOR 1 = FL to I1, SECTOR 2 = I1 to I2, SECTOR 3 = I2 to FL, DIFF = Difference To Personal Best Lap, P = Crossed Finish Line in Pit Lane, D = Time Disallowed

P20		53 GT4PA		UltraTek Racing Team RJN			Nissan 370Z GT4			
IDEAL LAP TIME : 2:00.032		BEST LAP TIME : 2:00.032			DIFFERENCE : 0.000					
D1: Kelvin FLETCHER		D2: Martin PLOWMAN								
LAP	SECTOR 1	SECTOR 2		SECTOR 3		LAP TIME	MPH	DIFF	TIME OF DAY	
1 - D2	OUTLAP	66.4	47.529	114.5	44.019	124.7	2:21.032	75.78	21.000	16:42:33.502
2 - D2	37.892	116.7	42.962	<b>132.8</b>	44.147	124.9	2:05.001 (2)	85.50	4.969	16:44:38.503
3 - D2	40.065	103.4	48.677	119.1	43.367	124.2	2:12.109 (3)	80.90	12.077	16:46:50.612
<b>4 - D2</b>	<b>37.687</b>	<b>117.1</b>	<b>42.641</b>	132.3	<b>39.704</b>	<b>125.2</b>	<b>2:00.032 (1)</b>	<b>89.04</b>		<b>16:48:50.644</b>

P21		88 GT4S		Team HARD. with Trade Price Cars			Ginetta G55 GT4			
IDEAL LAP TIME : 2:01.145		BEST LAP TIME : 2:01.550			DIFFERENCE : 0.405					
D1: Joshua JACKSON		D2: Benjamin WALLACE								
LAP	SECTOR 1	SECTOR 2		SECTOR 3		LAP TIME	MPH	DIFF	TIME OF DAY	
1 - D1	OUTLAP	101.8	46.953	118.7	53.960	120.6	2:26.518	72.94	24.968	16:40:47.303
2 - D1	38.542	112.7	44.051	128.8	40.679	120.9	2:03.272	86.70	1.722	16:42:50.575
<b>3 - D1</b>	38.174	<b>113.9</b>	43.244	128.8	<b>40.132</b>	121.3	<b>2:01.550 (1)</b>	<b>87.93</b>		<b>16:44:52.125</b>
4 - D1	<b>37.830</b>	<b>113.9</b>	43.522	129.0	40.369	121.1	2:01.721 (2)	87.80	0.171	16:46:53.846
5 - D1	38.187	<b>113.9</b>	<b>43.183</b>	<b>129.8</b>	40.449	<b>121.7</b>	2:01.819 (3)	87.73	0.269	16:48:55.665

P22		34 GT4PA		Team HARD. with Trade Price Cars			Ginetta G55 GT4			
IDEAL LAP TIME : 2:02.402		BEST LAP TIME : 2:02.449			DIFFERENCE : 0.047					
D1: Anna WALEWSKA		D2: Callum HAWKINS-ROW								
LAP	SECTOR 1	SECTOR 2		SECTOR 3		LAP TIME	MPH	DIFF	TIME OF DAY	
1 - D2	OUTLAP	111.2	46.824	128.5	41.431	120.9	2:16.206	78.46	13.757	16:41:53.075
2 - D2	39.006	113.1	44.434	<b>129.5</b>	41.624	<b>122.0</b>	2:05.064 (3)	85.46	2.615	16:43:58.139
<b>3 - D2</b>	<b>38.462</b>	<b>114.1</b>	43.485	129.3	<b>40.502</b>	121.3	<b>2:02.449 (1)</b>	<b>87.28</b>		<b>16:46:00.588</b>
4 - D2	38.618	113.3	<b>43.438</b>	129.3	40.840	121.7	2:02.896 (2)	86.96	0.447	16:48:03.484

Weather / Track : Bright / Dry

# British GT Championship

## QUALIFYING - GT4 PRO - BEST SPEEDS

POS	INTERMEDIATE 1			INTERMEDIATE 2			FINISH LINE		
	NO	NAME	MPH	NO	NAME	MPH	NO	NAME	MPH
1	61	Academy Motorsport	121.5	68	Steller Performance	139.5	68	Steller Performance	130.8
2	68	Steller Performance	121.3	61	Academy Motorsport	139.2	61	Academy Motorsport	129.8
3	42	Century Motorsport	120.9	10	Equipe Verschuur	139.2	62	Academy Motorsport	128.0
4	62	Academy Motorsport	120.4	66	Team Parker Racing Ltd	138.6	43	Century Motorsport	128.0
5	56	Tolman Motorsport Ltd	120.4	77	Fox Motorsport	138.3	42	Century Motorsport	127.8
6	43	Century Motorsport	120.2	5	Tolman Motorsport Ltd	138.0	54	UltraTek Racing Team RJN	127.5
7	22	Invictus Games Racing	120.2	43	Century Motorsport	137.7	22	Invictus Games Racing	127.5
8	77	Fox Motorsport	119.8	62	Academy Motorsport	137.5	5	Tolman Motorsport Ltd	127.3
9	10	Equipe Verschuur	119.4	56	Tolman Motorsport Ltd	137.5	44	Invictus Games Racing	127.3
10	501	Balfe Motorsport	119.4	42	Century Motorsport	137.5	56	Tolman Motorsport Ltd	126.8
11	66	Team Parker Racing Ltd	118.9	22	Invictus Games Racing	137.5	10	Equipe Verschuur	126.8
12	44	Invictus Games Racing	118.9	44	Invictus Games Racing	136.9	66	Team Parker Racing Ltd	126.3
13	4	Tolman Motorsport Ltd	118.5	501	Balfe Motorsport	136.9	77	Fox Motorsport	126.3
14	5	Tolman Motorsport Ltd	118.3	54	UltraTek Racing Team RJN	136.3	501	Balfe Motorsport	125.9
15	54	UltraTek Racing Team RJN	117.7	72	Track-Club	135.8	4	Tolman Motorsport Ltd	125.4
16	72	Track-Club	117.7	4	Tolman Motorsport Ltd	135.5	72	Track-Club	125.2
17	86	Steller Performance	117.3	86	Steller Performance	133.6	86	Steller Performance	125.2
18	53	UltraTek Racing Team RJN	117.1	53	UltraTek Racing Team RJN	132.8	53	UltraTek Racing Team RJN	125.2
19	55	HHC Motorsport	114.3	88	Team HARD. with Trade Price Ca	129.8	34	Team HARD. with Trade Price Ca	122.0
20	50	HHC Motorsport	114.3	34	Team HARD. with Trade Price Ca	129.5	88	Team HARD. with Trade Price Ca	121.7
21	34	Team HARD. with Trade Price Ca	114.1	55	HHC Motorsport	128.8	55	HHC Motorsport	120.6
22	88	Team HARD. with Trade Price Ca	113.9	50	HHC Motorsport	127.8	50	HHC Motorsport	120.6

Weather / Track : Bright / Dry

Results can be found at [www.tsl-timing.com](http://www.tsl-timing.com)

Snetterton 300  
Circuit Length = 2.9689 miles  
Start: 16:37 Flag 16:47 End: 16:51

Printed - 16:52 Saturday, 26 May 2018

# British GT Championship

## QUALIFYING - GT4 PRO - BEST SECTORS

SECTOR 1			SECTOR 2			SECTOR 3			IDEAL / BEST COMPARISON						
POS	NO	NAME	TIME	NO	NAME	TIME	NO	NAME	TIME	POS	NO	NAME	IDEAL	BEST	DIFF
													<b>PERFECT LAP</b>	<b>1:57.693</b>	
1	43	Century Motorsport	36.934	66	Team Parker Racing	41.965	42	Century Motorsport	38.794	1	62	Academy Motorsport	1:57.854	1:57.854	0.000
2	62	Academy Motorspor	36.944	61	Academy Motorspor	41.967	5	Tolman Motorsport I	38.825	2	66	Team Parker Racing L	1:57.891	1:57.987	0.096
3	72	Track-Club	37.008	62	Academy Motorspor	42.030	62	Academy Motorspor	38.880	3	43	Century Motorsport	1:57.920	1:57.920	0.000
4	68	Steller Performance	37.021	54	UltraTek Racing Tez	42.040	43	Century Motorsport	38.895	4	61	Academy Motorsport	1:57.954	1:57.954	0.000
5	66	Team Parker Racing	37.030	56	Tolman Motorsport I	42.078	66	Team Parker Racing	38.896	5	56	Tolman Motorsport Ltc	1:58.104	1:58.104	0.000
6	61	Academy Motorspor	37.066	43	Century Motorsport	42.091	54	UltraTek Racing Tez	38.896	6	68	Steller Performance	1:58.216	1:58.216	0.000
7	42	Century Motorsport	37.068	77	Fox Motorsport	42.106	61	Academy Motorspor	38.921	7	42	Century Motorsport	1:58.229	1:58.472	0.243
8	56	Tolman Motorsport I	37.071	10	Equipe Verschuur	42.152	68	Steller Performance	38.942	8	54	UltraTek Racing Tearr	1:58.259	1:58.259	0.000
9	4	Tolman Motorsport I	37.072	68	Steller Performance	42.253	56	Tolman Motorsport I	38.955	9	5	Tolman Motorsport Ltc	1:58.512	1:58.512	0.000
10	22	Invictus Games Rac	37.203	44	Invictus Games Rac	42.339	44	Invictus Games Rac	39.074	10	77	Fox Motorsport	1:58.602	1:58.919	0.317
11	10	Equipe Verschuur	37.216	5	Tolman Motorsport I	42.344	50	HHC Motorsport	39.168	11	10	Equipe Verschuur	1:58.647	1:58.992	0.345
12	77	Fox Motorsport	37.256	22	Invictus Games Rac	42.354	4	Tolman Motorsport I	39.204	12	4	Tolman Motorsport Ltc	1:58.651	1:58.866	0.215
13	54	UltraTek Racing Tez	37.323	42	Century Motorsport	42.367	72	Track-Club	39.221	13	72	Track-Club	1:58.682	1:58.729	0.047
14	44	Invictus Games Rac	37.337	4	Tolman Motorsport I	42.375	77	Fox Motorsport	39.240	14	44	Invictus Games Racin	1:58.750	1:58.853	0.103
15	5	Tolman Motorsport I	37.343	55	HHC Motorsport	42.387	10	Equipe Verschuur	39.279	15	22	Invictus Games Racin	1:59.065	1:59.347	0.282
16	501	Balfe Motorsport	37.376	72	Track-Club	42.453	55	HHC Motorsport	39.320	16	55	HHC Motorsport	1:59.217	1:59.217	0.000
17	55	HHC Motorsport	37.510	501	Balfe Motorsport	42.515	86	Steller Performance	39.346	17	50	HHC Motorsport	1:59.291	1:59.344	0.053
18	50	HHC Motorsport	37.543	50	HHC Motorsport	42.580	501	Balfe Motorsport	39.416	18	501	Balfe Motorsport	1:59.307	1:59.322	0.015
19	86	Steller Performance	37.641	53	UltraTek Racing Tez	42.641	22	Invictus Games Rac	39.508	19	86	Steller Performance	1:59.738	1:59.738	0.000
20	53	UltraTek Racing Tez	37.687	86	Steller Performance	42.751	53	UltraTek Racing Tez	39.704	20	53	UltraTek Racing Tearr	2:00.032	2:00.032	0.000
21	88	Team HARD. with T	37.830	88	Team HARD. with T	43.183	88	Team HARD. with T	40.132	21	88	Team HARD. with Tra	2:01.145	2:01.550	0.405
22	34	Team HARD. with T	38.462	34	Team HARD. with T	43.438	34	Team HARD. with T	40.502	22	34	Team HARD. with Tra	2:02.402	2:02.449	0.047

Weather / Track : Bright / Dry

Results can be found at [www.tsl-timing.com](http://www.tsl-timing.com)

Snetterton 300

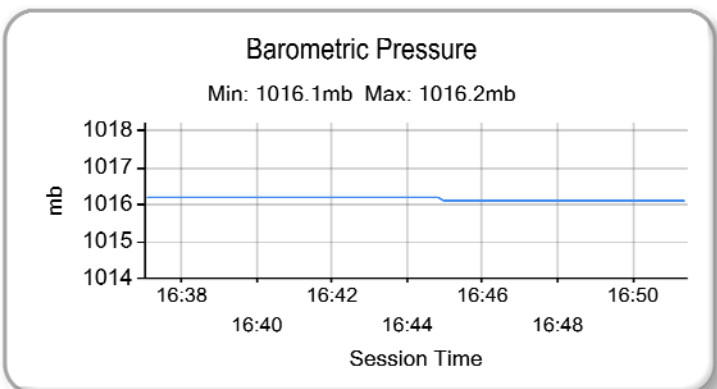
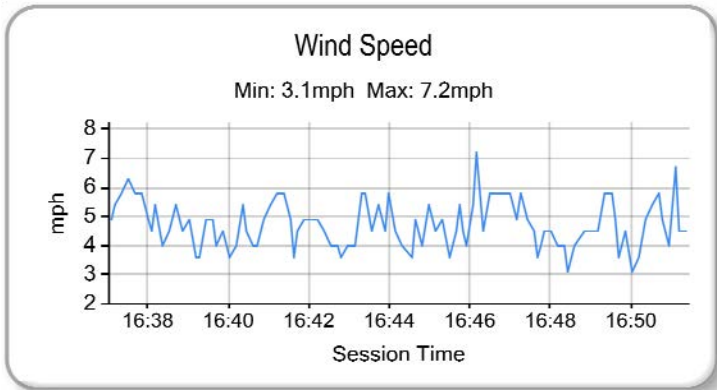
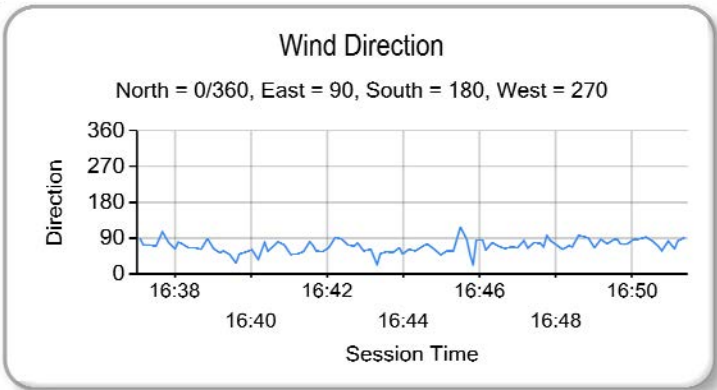
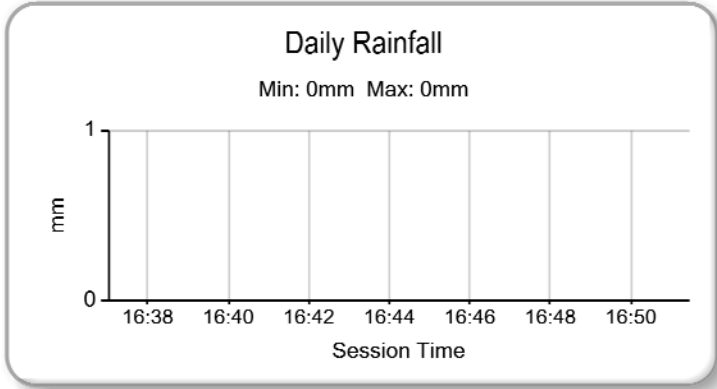
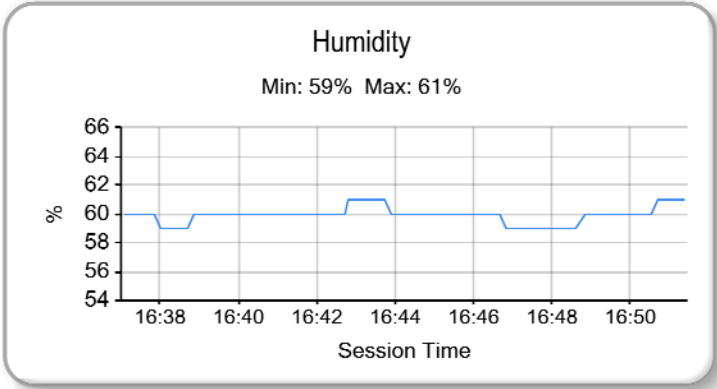
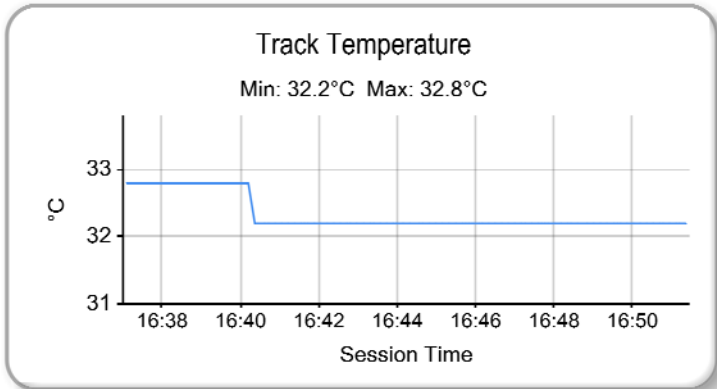
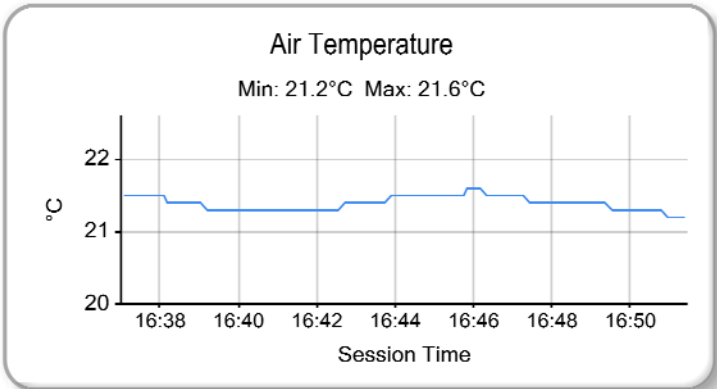
Circuit Length = 2.9689 miles

Start: 16:37 Flag 16:47 End: 16:51

Printed - 16:52 Saturday, 26 May 2018

# British GT Championship

## QUALIFYING - GT4 PRO - WEATHER CONDITIONS



Weather / Track : Bright / Dry

Results can be found at [www.tsl-timing.com](http://www.tsl-timing.com)

Snetterton 300  
 Circuit Length = 2.9689 miles  
 Start: 16:37 Flag 16:47 End: 16:51

Printed - 16:54 Saturday, 26 May 2018