

Enzo e Dino Ferrari 4.909 m

Motor Legend Festival
Masters Endurance Legends - Final Results Race 2

Laps 18 = 88,362 km - Avg 154,486 km/h - Race Time 34'19.103

No.	Competitor	Car	Class	Laps	Time	Gap	Rel.	Fastest Lap
Driver 1	Driver 2	Driver 3	Driver 4					
1	15	Creation	G3-P1	18	34'19.103		14	1'41.402
	EVANS Gareth (GBR)							
2	2	Audi R8 LMP1	G2-P1	18	34'20.139	1.036	1.036	13 1'41.858
	ENGEN Travis (USA)							
3	68	Oreca FLM09	G3-P2	18	34'37.887	18.784	17.748	8 1'45.219
	DREELAN Tommy (IRL)							
4P	34	Oreca 03 LMP2	G3-P2	18	34'50.000	30.897	12.113	9 1'39.381
	KAPADIA Alex (GBR)							
5P	19	Oreca 03 LMP2	G3-P2	18	35'00.061	40.958	10.061	13 1'41.561
	MEICHTRY Ralph (GBR)							
6	16	Lola B12/60	G3-P1	17	32'30.238	1 Lap	1 Lap	14 1'40.488
	TANDY Steve (GBR)							
7	25	MG Lola EX257	G2-P2	17	34'16.596	1 Lap	1'46.358	13 1'46.481
	NEWTON Mike (GBR)							
8	32	Lola-Lotus LMP2 Coupe	G3-P2	17	34'19.073	1 Lap	2.477	5 1'46.774
	AHRABIAN Dariusch (GER)							
9	23	Aston Martin DBR9	G3-GT1	17	34'24.347	1 Lap	5.274	3 1'47.614
	ROSCHMANN Dominik (GER)							
10	90	Aston Martin DBR9	G2-GT1	17	34'40.010	1 Lap	15.663	2 1'47.673
	DITTING Nikolaus (GER)							
11	7	Aston Martin Vantage V12	INV-INV	16	34'22.890	2 Laps	1 Lap	9 1'53.272
	LIENAU Alexander (GER)							
12P	24	Courage LC75	G3-P2	16	34'48.555	2 Laps	25.665	3 1'50.071
	FURNESS Mike (GBR)							
13P	73	Venturi LM 600	G1-GT1	15	35'53.081	3 Laps	1 Lap	10 2'10.164
	BOUVET Gerard (FRA)	PERRIER Christian (FRA)						
14	46	Oreca 03 LMP2	G3-P2	13	24'23.994	5 Laps	2 Laps	13 1'39.946
	FREY Michel (SUI)							
Not Classified								
RET	11	Oreca FLM09	G3-P2	12	2'102.039	6 Laps		12 1'43.439
	FRIESER Keith (CAN)							
RET	69	Ferrari 458 GTE	G3-GT2	0				
	OHMURA Yoshiki (SUI)	FUOCO Antonio (ITA)						

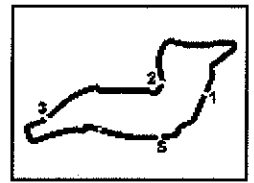
Starting: 16 Not Started: 0 Retired: 2 Not Classified: 0 Classified: 14 Disqualified: 0

Fastest Lap N. 9 No. 34 Alex Kapadia Time 1'39.381 Avg. 177,825 Km/h

Car n. 19 - 26" added to the time race - Pit Stop time infringement
 Car n. 34 - 44" added to the time race - Pit Stop time infringement
 Car n. 24 - 25" added to the time race - exceed the speed in pit lane - Stewards decision n. 5
 Car n. 73 - 25" added to the time race - exceed the speed in pit lane - Stewards decision n. 6

Humidity:	36%	AIR	27°C
Condition:	Dry	Temp:	41°C





Enzo e Dino Ferrari 4.909 m

1 / 2

Motor Legend Festival

Masters Endurance Legends - Final Results by Group Race 2

G1

Laps 15 = 73,635 km - Avg 123,119 km/h - Race Time 35'53.081

No.	Competitor	Driver 1	Driver 2	Car	Driver 3	Class	Laps	Time	Gap	Rel.	Fastest Lap
1P 73		BOUVET Gerard (FRA)	PERRIER Christian (FRA)	Venturi LM 600		G1-GT1	15	35'53.081		10	2'10.164

Starting: 1 Not Started: 0 Retired:: 0 Not Classified: 0 Classified: 1 Disqualified: 0
Fastest Lap N. 10 No. 73 Gerard Bouvet Time 2'10.164 Avg. 135,770 Km/h

G2

Laps 18 = 88,362 km - Avg 154,409 km/h - Race Time 34'20.139

No.	Competitor	Driver 1	Driver 2	Car	Driver 3	Class	Laps	Time	Gap	Rel.	Fastest Lap
1 2	ENGEN Travis (USA)			Audi R8 LMP1		G2-P1	18	34'20.139		13	1'41.858
2 25	NEWTON Mike (GBR)			MG Lola EX257		G2-P2	17	34'18.596	1 Lap	1 Lap	13 1'46.481
3 90	DITTING Nikolaus (GER)			Aston Martin DBR9		G2-GT1	17	34'40.010	1 Lap	23.414 2	1'47.673

Starting: 3 Not Started: 0 Retired:: 0 Not Classified: 0 Classified: 3 Disqualified: 0
Fastest Lap N. 13 No. 2 Travis Engen Time 1'41.858 Avg. 173,500 Km/h

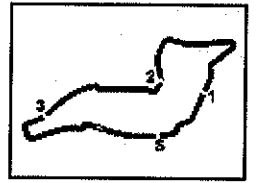
G3

Laps 18 = 88,362 km - Avg 154,486 km/h - Race Time 34'19.103

No.	Competitor	Driver 1	Driver 2	Car	Driver 3	Class	Laps	Time	Gap	Rel.	Fastest Lap
1 15	EVANS Gareth (GBR)			Creation		G3-P1	18	34'19.103		14	1'41.402
2 68	DREELAN Tommy (IRL)			Oreca FLM09		G3-P2	18	34'37.887	18.784	18.784 8	1'45.219
3P 34	KAPADIA Alex (GBR)			Oreca 03 LMP2		G3-P2	18	34'50.000	30.897	12.113 9	1'39.381
4P 19	MEICHTRY Ralph (GBR)			Oreca 03 LMP2		G3-P2	18	35'00.061	40.958	10.061 13	1'41.561
5 16	TANDY Steve (GBR)			Lola B12/60		G3-P1	17	32'30.238	1 Lap	1 Lap	14 1'40.488
6 32	AHRABIAN Dariusch (GER)			Lola-Lotus LMP2 Coupe		G3-P2	17	34'19.073	1 Lap	1'48.835 5	1'46.774
7 23	ROSCHMANN Dominik (GER)			Aston Martin DBR9		G3-GT1	17	34'24.347	1 Lap	5.274 3	1'47.614
8P 24	FURNESS Mike (GBR)			Courage LC75		G3-P2	16	34'48.555	2 Laps	1 Lap	3 1'50.071
9 46	FREY Michel (SUI)			Oreca 03 LMP2		G3-P2	13	24'23.994	5 Laps	3 Laps	13 1'39.946
----- Not Classified -----											
RET 11	FRIESER Keith (CAN)			Oreca FLM09		G3-P2	12	21'02.039	6 Laps	12	1'43.439
RET 69	OHMURA Yoshiki (SUI)	FUOCO Antonio (ITA)		Ferrari 458 GTE		G3-GT2	0				

Starting: 11 Not Started: 0 Retired:: 2 Not Classified: 0 Classified: 9 Disqualified: 0
Fastest Lap N. 9 No. 34 Alex Kapadia Time 1'39.381 Avg. 177,825 Km/h





Motor Legend Festival
Masters Endurance Legends - Final Results by Group Race 2

Invitation

Laps 16 = 78,544 km - Avg 137,069 km/h - Race Time 34'22.890

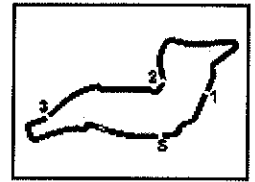
No.	Competitor	Driver 1	Driver 2	Car	Driver 3	Driver 4	Class	Laps	Time	Gap	Rel.	Fastest Lap
1	7	LIENAU Alexander (GER)		Aston Martin Vantage V12			INV-INV	16	34'22.890		9	1'53.272

Starting: 1 Not Started: 0 Retired: 0 Not Classified: 0 Classified: 1 Disqualified: 0
Fastest Lap N. 9 No. 7 Alexander Lienau Time 1'53.272 Avg. 156,017 Km/h

Car n. 19 - 26" added to the time race - Pit Stop time infringement
Car n. 34 - 44" added to the time race - Pit Stop time infringement
Car n. 24 - 25" added to the time race - exceed the speed in pit lane - Stewards decision n. 5
Car n. 73 - 25" added to the time race - exceed the speed in pit lane - Stewards decision n. 6

Humidity:	38%	AIR	27°C
Condition:	Dry	Temp:	41°C





Enzo e Dino Ferrari 4.909 m

1 / 3

Motor Legend Festival
Masters Endurance Legends - Final Results by Class Race 2

G1 / GT1

Laps 15 = 73,635 km - Avg 123,119 km/h - Race Time 35'53.081

No. Competitor	Driver 1	Driver 2	Car	Driver 3	Driver 4	Laps	Time	Gap	Rel.	Fastest Lap
1P 73	BOUVET Gerard (FRA)	PERRIER Christian (FRA)	Venturi LM 600			15	35'53.081		10	2'10.164

Starting: 1 Not Started: 0 Retired: 0 Not Classified: 0 Classified: 1 Disqualified: 0
Fastest Lap N. 10 No. 73 Gerard Bouvet Time 2'10.164 Avg. 135,770 Km/h

G2 / GT1

Laps 17 = 83,453 km - Avg 144,437 km/h - Race Time 34'40.010

No. Competitor	Driver 1	Driver 2	Car	Driver 3	Driver 4	Laps	Time	Gap	Rel.	Fastest Lap
1 90	DITTING Nikolaus (GER)		Aston Martin DBR9			17	34'40.010		2	1'47.673

Starting: 1 Not Started: 0 Retired: 0 Not Classified: 0 Classified: 1 Disqualified: 0
Fastest Lap N. 2 No. 90 Nikolaus Ditting Time 1'47.673 Avg. 164,130 Km/h

G2 / P1

Laps 18 = 88,362 km - Avg 154,409 km/h - Race Time 34'20.139

No. Competitor	Driver 1	Driver 2	Car	Driver 3	Driver 4	Laps	Time	Gap	Rel.	Fastest Lap
1 2	ENGEN Travis (USA)		Audi R8 LMP1			18	34'20.139		13	1'41.858

Starting: 1 Not Started: 0 Retired: 0 Not Classified: 0 Classified: 1 Disqualified: 0
Fastest Lap N. 13 No. 2 Travis Engen Time 1'41.858 Avg. 173,500 Km/h

G2 / P2

Laps 17 = 83,453 km - Avg 146,082 km/h - Race Time 34'16.596

No. Competitor	Driver 1	Driver 2	Car	Driver 3	Driver 4	Laps	Time	Gap	Rel.	Fastest Lap
1 25	NEWTON Mike (GBR)		MG Lola EX257			17	34'16.596		13	1'46.481

Starting: 1 Not Started: 0 Retired: 0 Not Classified: 0 Classified: 1 Disqualified: 0
Fastest Lap N. 13 No. 25 Mike Newton Time 1'46.481 Avg. 165,968 Km/h

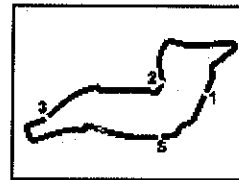
G3 / GT1

Laps 17 = 83,453 km - Avg 145,533 km/h - Race Time 34'24.347

No. Competitor	Driver 1	Driver 2	Car	Driver 3	Driver 4	Laps	Time	Gap	Rel.	Fastest Lap
1 23	ROSCHMANN Dominik (GER)		Aston Martin DBR9			17	34'24.347		3	1'47.614

Starting: 1 Not Started: 0 Retired: 0 Not Classified: 0 Classified: 1 Disqualified: 0
Fastest Lap N. 3 No. 23 Dominik Roschmann Time 1'47.614 Avg. 164,220 Km/h





Motor Legend Festival

Masters Endurance Legends - Final Results by Class Race 2

G3 / GT2

No. Competitor	Driver 1	Driver 2	Car	Driver 3	Driver 4	Laps	Time	Gap	Rel.	Fastest Lap
RET 69	OHMURA Yoshiki (SUI)	FUOCO Antonio (ITA)	Not Classified			0				
			Ferrari 458 GTE							

Starting: 1 Not Started: 0 Retired: 1 Not Classified: 0 Classified: 0 Disqualified: 0
Fastest Lap N. 0 No. 69 Yoshiki Ohmura 2 Time Avg. 0,050 Km/h

G3 / P1

Laps 18 = 88,362 km - Avg 154,486 km/h - Race Time 34'19.103

No. Competitor	Driver 1	Driver 2	Car	Driver 3	Driver 4	Laps	Time	Gap	Rel.	Fastest Lap
1 15	EVANS Gareth (GBR)		Creation			18	34'19.103		14	1'41.402
2 16	TANDY Steve (GBR)		Lola B12/60			17	32'30.238	1 Lap	1 Lap	14 1'40.488

Starting: 2 Not Started: 0 Retired: 0 Not Classified: 0 Classified: 2 Disqualified: 0
Fastest Lap N. 14 No. 16 Steve Tandy Time 1'40.488 Avg. 175,866 Km/h

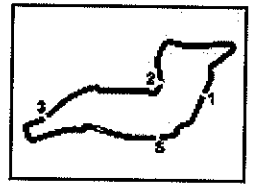
G3 / P2

Laps 18 = 88,362 km - Avg 153,090 km/h - Race Time 34'37.887

No. Competitor	Driver 1	Driver 2	Car	Driver 3	Driver 4	Laps	Time	Gap	Rel.	Fastest Lap
1 68	DREELAN Tommy (IRL)		Oreca FLM09			18	34'37.887		8	1'45.219
2P 34	KAPADIA Alex (GBR)		Oreca 03 LMP2			18	34'50.000	12.113	12.113	9 1'39.381
3P 19	MEICHTRY Ralph (GBR)		Oreca 03 LMP2			18	35'00.061	22.174	10.061	13 1'41.561
4 32	AHRABIAN Dariusch (GER)		Lola-Lotus LMP2 Coupe			17	34'19.073	1 Lap	1 Lap	5 1'46.774
5P 24	FURNESS Mike (GBR)		Courage LC75			16	34'48.555	2 Laps	1 Lap	3 1'50.071
6 46	FREY Michel (SUI)		Oreca 03 LMP2			13	24'23.994	5 Laps	3 Laps	13 1'39.946
RET 11	FRIESER Keith (CAN)		Not Classified			12	21'02.039	6 Laps		12 1'43.439
			Oreca FLM09							

Starting: 7 Not Started: 0 Retired: 1 Not Classified: 0 Classified: 6 Disqualified: 0
Fastest Lap N. 9 No. 34 Alex Kapadia Time 1'39.381 Avg. 177,825 Km/h





Motor Legend Festival
Masters Endurance Legends - Final Results by Class Race 2

Invitation / Invitation

Laps 16 = 78,544 km - Avg 137,069 km/h - Race Time 34'22.890

No.	Competitor	Driver 1	Driver 2	Car	Driver 3	Laps	Time	Gap	Rel.	Fastest Lap
1	7	LIENAU Alexander (GER)		Aston Martin Vantage V12		16	34'22.890		9	1'53.272

Starting: 1 Not Started: 0 Retired: 0 Not Classified: 0 Classified: 1 Disqualified: 0

Fastest Lap N. 9 No. 7 Alexander Lienau Time 1'53.272 Avg. 156,017 Km/h

Car n. 19 - 26" added to the time race - Pit Stop time infringement

Car n. 34 - 44" added to the time race - Pit Stop time infringement

Car n. 24 - 25" added to the time race - exceed the speed in pit lane - Stewards decision n. 5

Car n. 73 - 25" added to the time race - exceed the speed in pit lane - Stewards decision n. 6

Humidity:	36%	AIR	27°C
Condition:	Dry	Temp:	41°C

