

ADAC GT Masters

Result List Free Practice 1



Provisional

Motorsportarena Oschersleben, Length: 3667m

Air temperature: 18.12°C

Track temperature: 18.05°C

Weather condition: Wet

DMSB Reg. Nr.: DMSB 801/18

Friday, April 13, 2018 12:10:00

started : 35 classified : 35 not classified : 0

	Drivers	Team	Car	Lap	Best Time	Gap	Diff	Kph	Day Time
1	63 M.Bortolotti(ITA)/A.Caldarelli(ITA)	ORANGE1 by GRT Grasser(AUT)	Lamborghini Huracan GT3	5	1:23.911			157.3	12:24:56
2	47 M.Pommer(DEU)/ M.Götz(DEU)	MAN-FILTER Team HTP Motorsport(DE)	Mercedes-AMG GT3	6	1:24.085	0.174	0.174	156.9	12:21:10
3	29 A.Picariello(BEL)(J)/ C.Mies(DEU)	Montaplast by Land-Motorsport(DEU)	Audi R8 LMS	5	1:24.112	0.201	0.027	156.9	12:17:47
4	28 S.van der Linde(ZAF)(J)/ K.van der Linde(ZAF)	Montaplast by Land-Motorsport(DEU)	Audi R8 LMS	4	1:24.161	0.250	0.049	156.8	12:16:08
5	7 D.Schwager(DEU)/ L.Ludwig(DEU)	HB Racing(AUT)	Ferrari 488 GT3	7	1:24.285	0.374	0.124	156.6	12:20:33
6	24 M.Ortmann(DEU)(J)/ M.Winkelhock(DEU)	BWT Mücke Motorsport(DEU)	Audi R8 LMS	6	1:24.311	0.400	0.026	156.5	12:19:32
7	12 F.Spengler(DEU)/ D.Vanhoor(BEL)	EFP by TECE(DEU)	Audi R8 LMS	6	1:24.362	0.451	0.051	156.4	12:19:16
8	17 T.Bernhard(DEU)/K.Estre(FRA)	KÜS TEAM75 Bernhard(DEU)	Porsche 911 GT3 R	5	1:24.382	0.471	0.020	156.4	12:20:18
9	1 M.Kirchhöfer(DEU)/ D.Keilwitz(DEU)	Callaway Competition(DEU)	Corvette C7 GT3	5	1:24.416	0.505	0.034	156.3	12:18:49
10	6 O.Tunjo(COL)(J)/ J.Dennis(GBR)	Phoenix Racing(DEU)	Audi R8 LMS	6	1:24.451	0.540	0.035	156.3	12:19:15
11	82 R.Ineichen(CHE)(T)/ C.Engelhart(DEU)	GRT Grasser-Racing-Team(AUT)	Lamborghini Huracan GT3	10	1:24.490	0.579	0.039	156.2	12:31:39
12	48 I.Dontje(NLD)/M.Buhk(DEU)	MAN-FILTER Team HTP Motorsport(DE)	Mercedes-AMG GT3	8	1:24.515	0.604	0.025	156.1	12:23:43
13	19 E.Perez Compagnon(ARG)(J)/ F.Perera(FRA)	GRT Grasser-Racing-Team(AUT)	Lamborghini Huracan GT3	4	1:24.577	0.666	0.062	156.0	12:23:34
14	20 K.Schramm(DEU)(J)/ N.Sylvest(DNK)(J)	Team ZAKSPEED BKK Mobil Oil Racing	Mercedes-AMG GT3	7	1:24.589	0.678	0.012	156.0	12:31:58
15	33 F.Salaquarda(CZE)/ F.Stippler(DEU)	Team ISR(CZE)	Audi R8 LMS	6	1:24.662	0.751	0.073	155.9	12:20:24
16	18 A.de Leener(BEL)/ K.Bachler(AUT)	KÜS TEAM75 Bernhard(DEU)	Porsche 911 GT3 R	6	1:24.682	0.771	0.020	155.8	12:20:35
17	13 C.Hürtgen(DEU)(T)/ S.Barth(DEU)(T)	RWT Racing(AUT)	Corvette C7 GT3	5	1:24.694	0.783	0.012	155.8	12:18:22
18	21 L.Stolz(DEU)(J)/ S.Asch(DEU)	Team ZAKSPEED BKK Mobil Oil Racing	Mercedes-AMG GT3	6	1:24.694	0.783		155.8	12:24:10
19	99 R.Renauer(DEU)/M.Jaminet(FRA)	Precote Herberth Motorsport(DEU)	Porsche 911 GT3 R	6	1:24.730	0.819	0.036	155.8	12:23:48
20	84 P.Assenheimer(DEU)/ C.Schmid(DEU)	AutoArenA Motorsport(DEU)	Mercedes-AMG GT3	8	1:24.731	0.820	0.001	155.8	12:23:21
21	14 C.Zöchling(AUT)/ J.Klingmann(DEU)	MRS GT-Racing(DEU)	BMW M6 GT3	5	1:24.749	0.838	0.018	155.7	12:21:02
22	42 M.Jensen(DEN)(J)/ T.Scheider(DEU)	BMW Team Schnitzer(DEU)	BMW M6 GT3	6	1:24.765	0.854	0.016	155.7	12:25:52
23	69 J.Slooten(NLD)(T)/ L.Luhr(DEU)	IronForce by RING POLICE(DEU)	Porsche 911 GT3 R	4	1:24.998	1.087	0.233	155.3	12:18:30
24	3 N.Rogivue(CHE)(J)/ F.Vervisch(BEL)	Aust Motorsport(DEU)	Audi R8 LMS	10	1:25.117	1.206	0.119	155.0	12:29:50
25	50 P.Geipel(DEU)/ R.Frey(CHE)	YACO Racing(DEU)	Audi R8 LMS	4	1:25.120	1.209	0.003	155.0	12:16:35
26	11 E.Erhart(DEU)/ P.Kaffer(DEU)	EFP by TECE(DEU)	Audi R8 LMS	4	1:25.176	1.265	0.056	154.9	12:16:27
27	5 M.Hofer(AUT)(J)/ P.Ellis(GBR)	Phoenix Racing(DEU)	Audi R8 LMS	5	1:25.272	1.361	0.096	154.8	12:19:02
28	9 C.Dreyspring(DEU)(J)/ G.Maggi(CHE)(J)	Honda Team Schubert Motorsport(DEU)	Honda NSX GT3	6	1:25.273	1.362	0.001	154.8	12:20:07
29	35 J.Judek(DEU)(J)/ J.Eriksson(SWE)	Team Rosberg(DEU)	Lamborghini Huracan GT3	6	1:25.376	1.465	0.103	154.6	12:20:46
30	25 R.Feller(CHE)(J)/ C.Haase(DEU)	BWT Mücke Motorsport(DEU)	Audi R8 LMS	7	1:25.405	1.494	0.029	154.5	12:21:27
31	43 D.Marschall(DEU)(J)/ V.Bouveng(SWE)(J)	BMW Team Schnitzer(DEU)	BMW M6 GT3	9	1:25.483	1.572	0.078	154.4	12:33:43
32	8 C.Friedrich(DEU)(J)/ L.Arnold(DEU)	Car Collection Motorsport(DEU)	Mercedes-AMG GT3	5	1:25.650	1.739	0.167	154.1	12:17:55
33	53 M.Beretta(ITA)(J)/A.Vainio(FIN)(J)	Team Rosberg(DEU)	Lamborghini Huracan GT3	8	1:25.716	1.805	0.066	154.0	12:28:05
34	26 J.Schmidt(CHE)(J)/ J.Green(GBR)	BWT Mücke Motorsport(DEU)	Audi R8 LMS	8	1:25.930	2.019	0.214	153.6	12:25:49
35	4 R.Lips(CHE)(T)/ M.Hackländer(DEU)	Aust Motorsport(DEU)	Audi R8 LMS	5	1:27.543	3.632	1.613	150.7	12:28:58

Subject to final scrutineering!

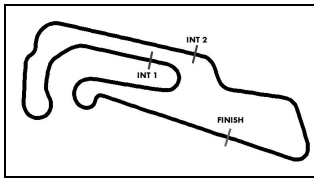
Publication time:	Clerk of the Course: Ralph Bohnhorst	Timekeeper: Steffen Ruhl
-------------------	--------------------------------------	--------------------------

ver: 1.0

www.adac.de/motorsport

Page 1/ 1 printed: 13.4.2018 13:07





ADAC GT Masters

Sector List Free Practice 1

Provisional



Motorsportarena Oschersleben, Length: 3667m

Air temperature: 18.12°C

Track temperature: 18.05°C

Weather condition: Wet

DMSB Reg. Nr.: DMSB 801/18

Friday, April 13, 2018 12:10:00

Lap	Time	SE1	SP1	SE2	SP2	SE3	SP3	TSP	Lap	Time	SE1	SP1	SE2	SP2	SE3	SP3	TSP
1 Kirchhöfer, DEU / Keilwitz, DEU									theoretical besttime: 1:24.313								
1	3:03.724	1:59.679	152	35.563	203	28.482	185		8	1:25.645	31.005	192	29.796	219	24.844	196	240
2	1:30.725	33.049	188	31.895	216	25.781	196	232	9	1:25.301	30.910	190	29.718	221	24.673	196	239
3	1:25.202	31.030	191	29.571	222	24.601	197	238	10	1:47.974	30.838	192	31.090	219	46.046	58	240
4	1:24.721	30.733	190	29.624	220	24.364	196	240	11	5:44.065	4:48.686	189	30.414	220	24.965	196	
5	1:24.416	30.641	191	29.308	222	24.467	196	240	12	1:26.111	31.389	192	29.916	221	24.806	196	237
6	1:46.020	30.649	191	29.648	223	45.723	58	240	13	1:25.973	31.107	191	29.981	220	24.885	194	238
7	6:32.180	5:29.445	191	34.628	135	28.107	198		14	2:05.075	31.052	190	32.297	82	1:01.726	58	238

Lap	Time	SE1	SP1	SE2	SP2	SE3	SP3	TSP	Lap	Time	SE1	SP1	SE2	SP2	SE3	SP3	TSP
3 Rogivue, CHE / Vervisch, BEL									theoretical besttime: 1:24.812								
1	4:13.255	3:05.732	162	38.486	179	29.037	188		9	1:26.430	30.809	189	30.168	210	25.453	192	236
2	1:32.734	34.023	183	32.473	215	26.238	192	223	10	1:25.117	30.903	187	29.572	220	24.642	192	237
3	1:27.608	31.986	186	30.588	218	25.034	193	236	11	1:25.161	30.810	188	29.700	219	24.651	191	237
4	1:26.315	31.190	187	30.300	219	24.825	192	237	12	1:27.876	31.285	188	31.496	219	25.095	192	236
5	1:25.888	31.069	188	29.897	220	24.922	193	237	13	1:25.233	31.144	187	29.658	219	24.431	192	237
6	1:26.548	31.498	188	30.038	220	25.012	192	237	14	1:43.437	31.066	187	30.130	219	42.241	58	237
7	1:45.112	31.277	188	30.041	220	43.794	57	237	15	4:33.292	3:38.302	187	30.047	219	24.943	191	
8	3:41.118	2:42.948	186	30.604	169	27.566	192		16	2:18.138	31.274	188	37.995	65	1:08.869	57	237

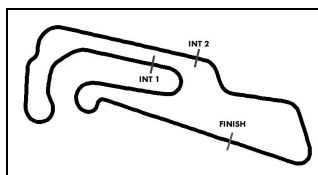
Lap	Time	SE1	SP1	SE2	SP2	SE3	SP3	TSP	Lap	Time	SE1	SP1	SE2	SP2	SE3	SP3	TSP
4 Lips, CHE / Hackländer, DEU									theoretical besttime: 1:27.245								
1	13:01.178	11:56.770	169	35.729	184	28.679	188		7	1:28.085	31.896	184	30.621	215	25.568	190	232
2	1:33.229	34.891	184	32.063	216	26.275	191	165	8	1:27.803	32.024	184	30.519	216	25.260	191	233
3	1:28.814	32.423	185	30.781	217	25.610	192	225	9	1:27.908	31.710	186	30.700	215	25.498	190	234
4	1:27.599	31.785	186	30.508	216	25.306	191	235	10	1:27.804	31.952	186	30.507	215	25.345	190	233
5	1:27.543	31.638	186	30.347	216	25.558	191	234	11	1:45.371	31.796	187	30.547	215	43.028	57	233
6	1:27.925	31.788	186	30.658	216	25.479	190	234									

Lap	Time	SE1	SP1	SE2	SP2	SE3	SP3	TSP	Lap	Time	SE1	SP1	SE2	SP2	SE3	SP3	TSP
5 Hofer, AUT / Ellis, GBR									theoretical besttime: 1:25.198								
1	3:05.565	1:46.907	102	46.619	119	32.039	185		9	1:25.661	30.978	190	29.900	220	24.783	193	238
2	1:39.018	36.569	148	35.071	213	27.378	193	201	10	1:28.267	31.077	190	31.163	214	26.027	192	237
3	1:27.302	31.316	191	31.095	217	24.891	194	238	11	1:35.642	40.224	188	30.485	219	24.933	192	238
4	1:25.334	30.982	190	29.790	220	24.562	193	238	12	1:25.585	31.074	188	29.796	220	24.715	192	237
5	1:25.272	30.846	190	29.830	220	24.596	193	237	13	1:42.888	31.059	189	30.105	220	41.724	58	237
6	1:43.089	31.157	185	29.852	220	42.080	58	238	14	6:53.460	5:57.961	187	30.518	219	24.981	190	
7	2:47.323	1:51.223	187	30.958	180	25.142	191		15	1:26.661	31.365	189	30.398	219	24.898	192	235
8	1:27.649	31.342	176	30.743	220	25.564	194	235	16	2:37.898	38.991	78	59.353	77	59.554	58	236

Lap	Time	SE1	SP1	SE2	SP2	SE3	SP3	TSP	Lap	Time	SE1	SP1	SE2	SP2	SE3	SP3	TSP
6 Tunjo, COL / Dennis, GBR									theoretical besttime: 1:24.393								
1	2:01.993	58.928	157	35.660	183	27.405	185		8	7:08.256	6:10.272	184	30.222	217	27.762	192	
2	1:29.538	32.577	185	31.477	189	25.484	192	231	9	1:25.158	30.942	189	29.613	219	24.603	192	236
3	1:29.411	31.692	185	30.116	216	27.603	194	236	10	1:29.175	30.828	188	31.190	183	27.157	193	237
4	1:25.054	31.006	187	29.613	219	24.435	192	237	11	1:25.066	31.090	188	29.639	218	24.337	192	236
5	1:24.603	30.849	189	29.471	219	24.283	193	237	12	1:25.112	30.852	188	29.771	217	24.489	192	237
6	1:24.451	30.795	188	29.351	219	24.305	193	237	13	1:55.136	38.959	188	32.302	194	43.875	58	236
7	1:44.326	30.759	188	29.589	220	43.978	58	236									

Lap	Time	SE1	SP1	SE2	SP2	SE3	SP3	TSP	Lap	Time	SE1	SP1	SE2	SP2	SE3	SP3	TSP
7 Schwager, DEU / Ludwig, DEU									theoretical besttime: 1:24.266								
1	1:55.002	51.236	180	35.667	150	28.099	190		10	1:42.018	30.619	190	29.927	221	41.472	59	237
2	1:29.832	32.010	188	31.215	217	26.607	193	232	11	3:52.741	2:52.923	189	31.676	218	28.142	194	
3	1:25.814	31.018	190	30.244	218	24.552	193	237	12	1:25.579	30.965	189	30.061	218	24.553	194	237
4	1:27.010	32.082	190	29.861	219	25.067	192	237	13	1:25.314	30.964	189	29.819	220	24.531	192	237
5	1:24.493	30.750	190	29.506	217	24.237	193	235	14	1:42.661	30.949	189	29.781	218	41.931	59	236
6	1:26.922	30.806	190	30.840	216	25.276	194	237	15	3:48.005	2:52.802	190	30.033	217	25.170	193	
7	1:24.285	30.585	190	29.444	219	24.256	193	237	16	1:24.778	30.954	190	29.533	219	24.291	193	234
8	1:24.550	30.696	190	29.484	220	24.370	191	235	17	1:24.901	30.850	189	29.619	219	24.432	191	237
9	1:24.628	30.664	191	29.571	219	24.393	193	233	18	1:51.563	30.871	190	29.786	220	50.906	56	236





ADAC GT Masters

Sector List Free Practice 1

Provisional



Motorsportarena Oschersleben, Length: 3667m

Air temperature: 18.12°C

Track temperature: 18.05°C

Weather condition: Wet

DMSB Reg. Nr.: DMSB 801/18

Friday, April 13, 2018 12:10:00

Lap	Time	SE1	SP1	SE2	SP2	SE3	SP3	TSP	Lap	Time	SE1	SP1	SE2	SP2	SE3	SP3	TSP
8 Friedrich, DEU / Arnold, DEU									theoretical besttime: 1:25.650								
1	2:03.261	57.822	136	37.525	170	27.914	185		9	1:26.018	31.214	188	29.879	216	24.925	191	234
2	1:33.902	34.970	157	32.391	170	26.541	192	222	10	1:26.197	31.217	188	29.938	218	25.042	190	233
3	1:25.897	31.163	188	29.831	218	24.903	193	234	11	1:44.270	31.260	189	30.596	217	42.414	58	233
4	1:26.676	31.056	188	30.355	203	25.265	192	235	12	4:20.796	3:18.022	180	33.924	210	28.850	190	
5	1:25.650	31.024	188	29.765	217	24.861	192	234	13	1:30.835	33.154	185	31.679	215	26.002	191	228
6	1:26.713	31.040	189	29.994	216	25.679	193	235	14	1:29.445	32.639	186	31.172	215	25.634	189	232
7	1:45.335	31.047	188	30.445	216	43.843	58	235	15	1:30.833	32.743	186	31.681	203	26.409	188	231
8	5:47.728	4:52.078	186	30.342	216	25.308	193		16	2:20.676	33.831	186	37.972	69	1:08.873	57	208

9 Dreyspring, DEU / Maggi, CHE									theoretical besttime: 1:25.131								
1	2:42.689	1:33.017	143	38.206	183	31.466	172		10	1:26.230	31.148	191	30.102	221	24.980	191	242
2	1:39.078	36.141	168	34.766	180	28.171	170	196	11	1:27.178	31.128	191	30.208	220	25.842	197	238
3	1:29.320	33.347	189	30.789	221	25.184	196	199	12	1:25.801	31.069	191	29.991	221	24.741	196	239
4	1:25.466	31.047	191	29.890	221	24.529	194	240	13	1:44.631	31.212	190	30.154	220	43.265	58	241
5	1:25.579	31.110	191	29.780	220	24.689	197	239	14	2:44.030	1:47.569	143	31.553	220	24.908	197	
6	1:25.273	30.822	192	29.891	221	24.560	197	239	15	1:26.837	31.665	190	30.270	220	24.902	193	238
7	1:44.806	31.176	188	30.068	221	43.562	58	241	16	1:28.277	31.293	179	32.216	221	24.768	193	238
8	6:00.371	5:04.120	188	31.452	217	24.799	192		17	2:44.958	41.724	72	1:02.316	75	1:00.918	57	238
9	1:25.843	31.080	192	29.906	220	24.857	192	237									

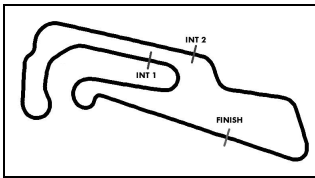
11 Erhart, DEU / Kaffer, DEU									theoretical besttime: 1:24.957								
1	2:03.740	1:01.125	177	34.754	208	27.861	188		9	1:25.847	31.325	188	29.676	218	24.846	190	234
2	1:31.130	32.760	186	31.000	172	27.370	191	232	10	1:26.377	31.147	189	29.922	217	25.308	191	235
3	1:27.416	31.448	187	29.882	218	26.086	192	235	11	1:43.019	31.227	187	29.991	217	41.801	59	236
4	1:25.176	31.043	189	29.415	220	24.718	190	237	12	7:02.715	6:07.463	185	30.219	217	25.033	190	
5	1:25.182	30.991	188	29.507	219	24.684	192	237	13	1:26.646	31.363	187	30.287	216	24.996	190	233
6	1:25.699	31.213	189	29.745	220	24.741	190	236	14	1:25.862	31.291	188	29.825	218	24.746	192	234
7	1:42.713	30.858	189	29.840	219	42.015	59	234	15	2:16.953	31.235	187	40.328	72	1:05.390	59	236
8	4:58.349	4:00.646	186	31.123	217	26.580	189										

12 Spengler, DEU / Vanthoor, BEL									theoretical besttime: 1:24.264								
1	2:04.102	1:01.754	175	34.515	199	27.833	189		9	1:25.204	30.814	189	29.759	218	24.631	191	236
2	1:29.002	32.746	186	30.864	198	25.392	192	231	10	1:25.060	30.771	190	29.795	219	24.494	191	237
3	1:28.418	30.995	189	29.995	219	27.428	194	236	11	1:43.261	31.040	187	29.920	218	42.301	59	236
4	1:24.971	30.767	188	29.648	220	24.556	192	238	12	6:03.023	5:08.421	186	30.025	217	24.577	190	
5	1:25.176	30.592	190	29.590	220	24.994	193	238	13	1:25.358	31.103	188	29.801	218	24.454	192	234
6	1:24.362	30.690	189	29.488	219	24.184	192	237	14	1:25.384	30.977	188	29.859	218	24.548	191	236
7	1:43.632	30.651	190	29.587	220	43.394	58	236	15	1:25.163	30.994	189	29.649	219	24.520	190	236
8	4:56.366	4:01.491	183	30.222	217	24.653	191		16	2:34.033	34.411	186	57.867	79	1:01.755	59	236

13 Hürtgen, DEU / Barth, DEU									theoretical besttime: 1:24.582								
1	2:24.719	1:16.580	169	37.843	178	30.296	168		9	1:25.557	31.231	193	29.676	217	24.650	197	240
2	1:42.100	35.930	178	36.031	149	30.139	199	158	10	1:25.201	31.050	193	29.688	221	24.463	199	238
3	1:25.478	31.066	192	29.816	220	24.596	197	238	11	1:43.074	31.126	193	30.125	216	41.823	59	240
4	1:25.137	30.761	192	29.442	221	24.934	198	240	12	7:21.879	6:26.695	190	30.205	219	24.979	196	
5	1:24.694	30.826	193	29.489	221	24.379	198	240	13	1:25.843	31.277	194	29.942	218	24.624	198	240
6	1:25.091	30.906	193	29.681	222	24.504	197	243	14	1:25.861	31.275	192	29.887	219	24.699	199	239
7	1:43.024	31.454	193	29.677	222	41.893	59	240	15	1:43.943	31.398	192	30.403	217	42.142	59	238
8	2:58.913	2:02.807	192	30.945	219	25.161	199										

14 Zöchling, AUT / Klingmann, DEU									theoretical besttime: 1:24.673								
1	3:29.761	2:03.130	177	35.820	204	50.811	49		8	1:25.056	30.886	187	29.666	219	24.504	193	236
2	3:15.387	2:18.164	183	31.424	217	25.799	192		9	1:44.595	31.137	189	29.917	219	43.541	58	236
3	1:26.841	31.812	188	30.080	218	24.949	193	235	10	6:12.411	5:17.576	186	30.110	217	24.725	192	
4	1:25.334	31.138	188	29.681	219	24.515	194	235	11	1:25.658	31.264	184	29.773	218	24.621	192	234
5	1:24.749	30.942	189	29.491	220	24.316	195	236	12	1:25.494	31.145	188	29.768	218	24.581	192	234
6	1:26.692	31.286	189	30.119	194	25.287	194	237	13	1:44.057	31.474	187	30.035	216	42.548	59	234
7	1:24.946	30.866	189	29.560	219	24.520	193	236	14	4:11.038	2:51.589	185	30.181	216	49.268	59	





ADAC GT Masters



Sector List Free Practice 1

Provisional

Motorsportarena Oschersleben, Length: 3667m

Air temperature: 18.12°C

Track temperature: 18.05°C

Weather condition: Wet

DMSB Reg. Nr.: DMSB 801/18

Friday, April 13, 2018 12:10:00

Lap	Time	SE1	SP1	SE2	SP2	SE3	SP3	TSP	Lap	Time	SE1	SP1	SE2	SP2	SE3	SP3	TSP
-----	------	-----	-----	-----	-----	-----	-----	-----	-----	------	-----	-----	-----	-----	-----	-----	-----

17 Bernhard, DEU / Estre, FRA

theoretical besttime: 1:24.298

1	2:29.511	1:05.882	156	36.292	210	47.337	57		9	1:25.206	30.902	189	29.715	217	24.589	192	235
2	3:29.765	2:32.198	183	31.500	216	26.067	176		10	1:25.283	30.888	186	29.783	218	24.612	193	235
3	1:28.675	32.629	187	30.795	216	25.251	192	210	11	1:25.105	30.850	187	29.623	219	24.632	193	235
4	1:25.252	30.935	188	29.730	218	24.587	192	235	12	1:43.336	30.947	187	30.013	218	42.376	58	235
5	1:24.382	30.709	189	29.296	219	24.377	193	235	13	2:35.884	1:40.255	184	30.562	216	25.067	190	
6	1:24.409	30.631	188	29.290	219	24.488	192	236	14	1:25.838	31.096	188	30.015	217	24.727	190	234
7	1:44.016	31.101	189	29.891	218	43.024	58	235	15	1:25.589	30.866	187	29.882	217	24.841	191	234
8	4:52.413	3:57.592	187	30.102	216	24.719	192		16	1:43.954	31.092	188	30.602	217	42.260	58	235

18 de Leener, BEL / Bachler, AUT

theoretical besttime: 1:24.517

1	3:21.935	2:20.289	175	34.434	212	27.212	188		9	1:25.410	31.061	189	29.721	217	24.628	193	234
2	1:30.079	32.601	183	31.591	186	25.887	191	231	10	1:25.223	31.125	188	29.643	216	24.455	192	235
3	1:27.375	32.026	188	30.098	216	25.251	194	235	11	1:24.905	30.872	188	29.571	217	24.462	190	234
4	1:24.874	30.927	188	29.586	218	24.361	193	236	12	1:25.178	30.993	187	29.692	217	24.493	192	233
5	1:25.984	30.770	188	29.386	220	25.828	193	235	13	1:25.230	30.977	189	29.704	217	24.549	192	234
6	1:24.682	30.827	190	29.488	219	24.367	192	235	14	1:42.083	31.007	189	29.776	217	41.300	60	235
7	1:41.783	30.982	190	29.567	219	41.234	60	236	15	3:09.309	1:39.888	185	30.790	202	58.631	60	
8	8:05.122	7:08.653	171	31.545	217	24.924	192										

19 Perez Companc, ARG / Perera, FRA

theoretical besttime: 1:24.564

1	9:06.348	8:00.549	172	37.525	171	28.274	186		8	1:25.034	30.875	189	29.710	217	24.449	192	236
2	1:33.080	34.823	148	32.430	177	25.827	192	200	9	1:24.859	30.866	188	29.537	219	24.456	194	236
3	1:29.611	31.777	186	30.025	217	27.809	196	235	10	1:43.158	30.870	190	29.752	218	42.536	60	237
4	1:24.577	30.682	190	29.433	219	24.462	194	236	11	6:46.061	5:49.130	184	31.668	207	25.263	193	
5	1:25.848	30.786	189	30.304	218	24.758	194	237	12	1:25.472	30.972	188	29.758	218	24.742	194	234
6	1:24.990	30.852	190	29.557	218	24.581	193	236	13	2:16.848	30.999	189	40.130	74	1:05.719	59	236
7	1:25.323	30.836	186	29.777	218	24.710	194	236									

20 Schramm, DEU / Sylvest, DNK

theoretical besttime: 1:24.571

1	13:20.351	12:15.729	180	35.186	162	29.436	183		6	1:24.855	30.876	190	29.599	219	24.380	193	234
2	1:32.710	36.239	186	31.276	217	25.195	192	140	7	1:24.589	30.764	191	29.489	219	24.336	192	234
3	1:25.834	31.368	190	29.995	219	24.471	193	234	8	1:29.757	31.217	190	31.664	144	26.876	192	234
4	1:24.775	30.831	190	29.626	218	24.318	193	235	9	1:25.364	30.894	190	29.679	219	24.791	192	235
5	1:24.800	30.947	191	29.520	218	24.333	192	235	10	1:50.835	31.158	191	30.214	156	49.463	40	237

21 Stolz, DEU / Asch, DEU

theoretical besttime: 1:25.245

1	7:00.679					7:00.679			7	9:14.557	8:17.857	186	30.439	217	26.261	193	
2	1:28.499								8	1:27.499	30.858	189	29.767	219	26.874	192	233
3	1:25.597								9	1:28.884	31.248	189	29.843	218	27.793	193	235
4	1:25.851								10	1:25.619	31.070	189	29.832	218	24.717	191	234
5	1:24.937								11	1:25.428	31.041	189	29.711	218	24.676	192	234
6	1:24.694								12	1:45.270	31.085	189	29.867	217	44.318	54	235

24 Ortmann, DEU / Winkelhock, DEU

theoretical besttime: 1:24.181

1	2:19.024	1:10.441	135	38.949	139	29.634	187		8	2:01.301	33.539	185	31.519	214	56.243	38	236
2	1:30.469	33.705	187	31.203	193	25.561	193	173	9	5:51.477	4:52.045	162	30.950	215	28.482	193	
3	1:25.214	31.080	187	29.719	219	24.415	192	236	10	1:26.416	31.098	186	30.096	219	25.222	192	237
4	1:24.427	30.660	189	29.449	218	24.318	190	236	11	1:25.754	31.543	188	29.667	218	24.544	191	235
5	1:28.702	32.095	187	31.371	216	25.236	193	235	12	1:33.690	37.570	184	30.746	219	25.374	192	235
6	1:24.311	30.790	186	29.361	220	24.160	192	236	13	1:25.302	30.978	188	29.754	219	24.570	190	236
7	1:29.145	32.475	190	32.067	216	24.603	192	237	14	1:57.637	31.355	188	30.647	218	55.635	38	235

25 Feller, CHE / Haase, DEU

theoretical besttime: 1:24.894

1	2:38.979	1:27.899	177	35.305	167	35.775	188		8	1:48.919	35.397	187	30.468	219	43.054	55	236
2	1:31.734	32.324	187	31.745	213	27.665	193	230	9	7:14.790	6:08.224	145	35.220	53	31.346	193	
3	1:25.841	31.192	188	29.887	217	24.762	193	236	10	1:25.499	31.153	188	29.749	219	24.597	192	235
4	1:27.607	30.695	189	30.010	220	26.902	193	237	11	1:48.311	32.470	186	31.597	160	44.244	58	236
5	1:25.423	30.790	188	29.621	220	25.012	192	236	12	6:13.653	5:17.540	184	30.219	217	25.894	193	
6	1:31.779	31.120	188	32.529	197	28.130	193	236	13	1:27.847	31.547	187	30.637	218	25.663	121	234

ver: 1.0

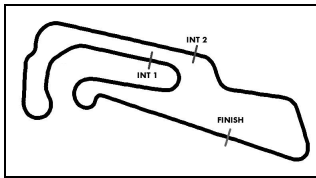
www.adac.de/motorsport

Page 3/ 6 printed: 13.4.2018 13:07



Premium-Serienpartner





ADAC GT Masters

Sector List Free Practice 1

Provisional



Motorsportarena Oschersleben, Length: 3667m

Air temperature: 18.12°C

Track temperature: 18.05°C

Weather condition: Wet

DMSB Reg. Nr.: DMSB 801/18

Friday, April 13, 2018 12:10:00

Lap	Time	SE1	SP1	SE2	SP2	SE3	SP3	TSP	Lap	Time	SE1	SP1	SE2	SP2	SE3	SP3	TSP
7	1:25.405	30.868	188	29.959	216	24.578	190	236	14	2:59.996	1:00.591	81	59.200	78	1:00.205	57	79

26 Schmidt, CHE / Green, GBR

theoretical besttime: 1:25.707

1	4:31.169	2:58.776	121	41.791	144	50.602	51		9	1:25.959	31.404	188	29.816	218	24.739	191	236
2	2:38.608	1:33.588	156	36.575	167	28.445	190		10	1:26.048	31.342	187	29.896	218	24.810	191	236
3	1:27.768	32.141	185	30.428	217	25.199	191	234	11	1:45.614	31.310	188	30.069	217	44.235	55	236
4	1:26.774	31.763	187	30.055	220	24.956	193	236	12	2:23.331	1:08.270	187	30.768	218	44.293	55	
5	1:25.952	31.367	188	29.885	220	24.700	192	236	13	6:25.111	5:28.288	152	31.430	198	25.393	191	
6	1:26.512	31.440	187	30.199	216	24.873	192	236	14	1:27.041	31.567	187	30.440	218	25.034	192	235
7	1:26.227	31.250	188	30.120	214	24.857	192	236	15	2:15.257	32.268	185	38.938	132	1:04.051	52	235
8	1:25.930	31.326	188	29.757	219	24.847	192	235									

28 van der Linde, ZAF / van der Linde, ZAF

theoretical besttime: 1:24.105

1	1:50.146	51.220	178	33.069	210	25.857	186		9	4:21.120	3:26.550	186	29.886	216	24.684	192	
2	1:27.419	32.016	187	30.492	218	24.911	190	228	10	1:25.237	30.927	188	29.512	219	24.798	191	235
3	1:25.781	30.684	185	30.511	217	24.586	193	235	11	1:44.185	31.318	189	30.315	219	42.552	57	236
4	1:24.161	30.641	189	29.226	219	24.294	193	236	12	5:39.058	4:44.592	186	29.831	216	24.635	190	
5	1:24.199	30.588	189	29.320	216	24.291	191	236	13	1:44.438	31.712	188	30.065	217	42.661	58	234
6	1:27.598	30.649	188	32.075	217	24.874	190	234	14	3:00.440	2:03.051	163	32.342	217	25.047	191	
7	1:24.333	30.595	189	29.418	218	24.320	192	235	15	1:36.290	31.241	187	29.940	218	35.109	73	235
8	1:45.182	31.496	139	31.183	217	42.503	58	236	16	3:05.741	1:02.731	78	1:02.768	71	1:00.242	57	78

29 Picariello, BEL / Mies, DEU

theoretical besttime: 1:24.068

1	1:58.511	54.258	128	37.731	184	26.522	188		10	2:54.114	1:58.408	188	30.040	218	25.666	193	
2	1:28.271	31.939	183	30.811	215	25.521	194	231	11	1:24.474	30.713	188	29.391	219	24.370	191	235
3	1:31.776	30.856	187	29.515	221	31.405	191	237	12	1:24.820	30.838	188	29.542	219	24.440	192	235
4	1:24.397	30.722	188	29.413	219	24.262	193	235	13	1:27.429	30.966	188	29.653	219	26.810	192	236
5	1:24.112	30.560	188	29.246	219	24.306	191	236	14	1:42.621	31.023	187	29.792	218	41.806	58	235
6	1:33.156	37.766	187	30.516	219	24.874	192	235	15	3:16.646	2:20.081	184	31.227	217	25.338	189	
7	1:43.080	30.626	188	30.056	220	42.398	58	236	16	1:26.996	31.604	186	30.331	218	25.061	191	234
8	4:05.534	3:11.068	187	29.746	219	24.720	194		17	2:16.704	31.536	187	39.279	72	1:05.889	58	235
9	1:42.813	30.973	186	29.345	220	42.495	50	236									

33 Salauarda, CZE / Stippler, DEU

theoretical besttime: 1:24.623

1	2:50.881	1:46.305	169	36.174	210	28.402	173		10	1:25.119	30.769	190	29.624	221	24.726	188	237
2	1:36.409	35.893	177	34.104	179	26.412	191	175	11	1:45.122	31.446	190	30.285	219	43.391	58	235
3	1:27.183	31.631	190	30.435	216	25.117	192	234	12	6:53.138	5:57.742	188	30.427	219	24.969	192	
4	1:39.728	30.860	190	42.785	160	26.083	193	237	13	1:25.699	31.031	189	29.942	220	24.726	190	236
5	1:25.489	30.775	191	29.983	221	24.731	193	237	14	1:26.072	31.303	188	29.967	219	24.802	193	236
6	1:24.662	30.713	190	29.574	221	24.375	193	239	15	1:26.094	31.121	188	30.103	219	24.870	192	237
7	1:24.842	30.924	190	29.582	221	24.336	194	238	16	1:25.740	31.141	188	29.884	219	24.715	191	237
8	1:29.588	30.725	186	30.793	184	28.070	192	237	17	2:17.441	30.897	188	41.657	77	1:04.887	58	238
9	1:25.269	30.829	190	29.853	220	24.587	194	236									

35 Judek, DEU / Eriksson, SWE

theoretical besttime: 1:25.160

1	2:48.686	1:20.089	164	37.044	175	51.553	40		10	5:57.562	5:01.396	184	30.962	216	25.204	190	
2	2:01.427	59.852	155	33.712	210	27.863	189		11	1:26.116	31.134	187	30.000	215	24.982	189	232
3	1:32.814	34.801	184	31.633	213	26.380	178	232	12	1:26.048	31.172	186	29.950	216	24.926	189	232
4	1:31.946	36.476	186	30.445	216	25.025	191	161	13	1:26.452	31.261	185	30.117	215	25.074	189	233
5	1:25.809	31.002	188	29.979	218	24.828	193	234	14	1:26.587	31.380	186	30.087	216	25.120	189	232
6	1:25.376	30.897	188	29.953	219	24.526	191	235	15	1:26.738	31.465	186	30.193	215	25.080	186	232
7	1:28.597	31.680	157	31.838	214	25.079	192	234	16	1:27.286	31.611	186	30.250	216	25.425	190	232
8	1:25.461	30.956	187	29.808	216	24.697	191	234	17	1:28.832	31.541	186	30.169	216	27.122	80	235
9	1:43.955	31.153	187	29.737	217	43.065	57	234	18	3:10.331	1:07.471	73	59.967	75	1:02.893	50	76

42 Jensen, DEN / Scheider, DEU

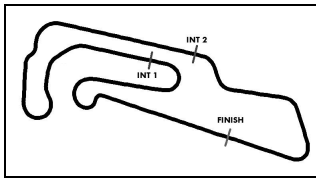
theoretical besttime: 1:24.738

1	8:27.028	7:22.282	147	37.132	167	27.614	189		8	1:44.622	31.655	186	30.467	217	42.500	59	238
2	1:36.952	35.924	169	32.428	184	28.600	176	226	9	3:58.458	3:02.504	186	30.777	219	25.177	194	
3	1:32.638	34.371	145	33.128	209	25.139	195	187	10	1:25.851	31.230	187	29.834	220	24.787	193	237
4	1:25.284	30.925	190	29.633	220	24.726	193	237	11	1:25.727	31.128	189	29.776	220	24.823	194	236
5	1:24.896	30.799	188	29.491	220	24.606	193	237	12	1:43.291	31.249	189	30.110	219	41.932	59	237

ver: 1.0

www.adac.de/motorsport

Page 4/ 6 printed: 13.4.2018 13:07



ADAC GT Masters

Sector List Free Practice 1

Provisional



Motorsportarena Oschersleben, Length: 3667m

Air temperature: 18.12°C

Track temperature: 18.05°C

Weather condition: Wet

DMSB Reg. Nr.: DMSB 801/18

Friday, April 13, 2018 12:10:00

Lap	Time	SE1	SP1	SE2	SP2	SE3	SP3	TSP	Lap	Time	SE1	SP1	SE2	SP2	SE3	SP3	TSP
6	1:24.765	30.826	189	29.473	221	24.466	192	237	13	4:29.855	3:08.062	142	32.512	216	49.281	59	
7	1:24.975	30.883	189	29.518	220	24.574	194	237									

43 Marschall, DEU / Bouveng, SWE

theoretical besttime: 1:25.446

1	8:17.680	7:08.665	158	38.293	146	30.722	186		8	1:25.704	31.109	190	29.752	220	24.843	192	235
2	1:35.532	35.160	137	33.429	215	26.943	192	217	9	1:25.483	31.139	190	29.741	220	24.603	195	237
3	1:54.691	35.079	181	34.218	189	45.394	59	216	10	1:26.319	31.102	189	29.970	219	25.247	183	238
4	4:33.750	3:31.290	164	35.014	162	27.446	192		11	1:47.268	32.188	187	31.345	156	43.735	59	233
5	1:34.932	33.006	149	33.672	163	28.254	194	235	12	3:27.293	2:31.804	188	30.262	218	25.227	193	
6	1:27.148	31.641	189	30.020	220	25.487	194	237	13	2:16.726	31.566	188	37.139	67	1:08.021	59	236
7	1:28.243	31.815	190	30.696	190	25.732	191	238									

47 Pommer, DEU / Götz, DEU

theoretical besttime: 1:23.929

1	3:54.727	2:52.707	143	34.502	196	27.518	187		10	1:26.592	31.541	187	30.133	219	24.918	192	233
2	1:30.584	32.888	183	31.469	215	26.227	186	227	11	1:26.079	31.195	187	29.971	217	24.913	192	233
3	1:27.441	32.297	189	30.087	216	25.057	192	228	12	1:26.022	31.169	187	30.076	218	24.777	193	234
4	1:28.388	31.297	187	32.187	203	24.904	193	234	13	1:25.530	31.099	187	29.717	219	24.714	192	235
5	1:24.495	31.063	187	29.204	219	24.228	193	234	14	1:26.076	31.194	189	29.971	219	24.911	191	234
6	1:24.085	30.497	190	29.290	219	24.298	193	235	15	1:25.892	31.272	189	29.856	219	24.764	192	234
7	1:24.521	30.631	188	29.472	219	24.418	193	235	16	1:25.658	31.078	188	29.816	218	24.764	193	234
8	1:41.480	30.663	190	29.306	219	41.511	59	234	17	1:42.647	30.978	188	29.769	219	41.900	59	235
9	5:07.619	4:00.420	186	37.942	77	29.257	191										

48 Dontje, NLD / Buhk, DEU

theoretical besttime: 1:24.433

1	3:30.696	2:26.140	125	37.309	190	27.247	189		11	1:25.495	30.882	189	29.712	221	24.901	192	235
2	1:33.062	31.997	188	33.573	168	27.492	175	230	12	1:43.749	31.135	190	30.202	220	42.412	59	236
3	1:29.855	32.152	187	30.982	200	26.721	193	226	13	2:50.540	1:52.840	173	32.327	217	25.373	192	
4	1:24.986	30.808	188	29.455	219	24.723	193	235	14	1:27.088	31.782	187	30.202	217	25.104	192	234
5	1:30.315	30.691	189	30.851	156	28.773	194	235	15	1:26.576	31.437	188	30.288	218	24.851	192	234
6	1:24.577	30.585	190	29.482	219	24.510	192	235	16	1:26.176	31.299	187	30.154	218	24.723	192	234
7	1:24.638	30.655	188	29.398	219	24.585	193	234	17	1:26.015	31.358	187	29.906	218	24.751	193	234
8	1:24.515	30.587	189	29.464	220	24.464	194	235	18	1:26.294	31.388	186	30.184	217	24.722	193	234
9	1:24.671	30.763	188	29.458	220	24.450	193	236	19	1:25.930	31.242	188	29.953	217	24.735	192	234
10	1:24.643	30.611	189	29.514	220	24.518	192	235	20	2:39.288	43.496	79	58.062	79	57.730	59	234

50 Geipel, DEU / Frey, CHE

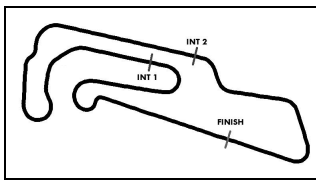
theoretical besttime: 1:25.120

1	2:09.076	1:03.806	176	34.498	208	30.772	189		10	3:59.980	2:58.758	175	35.373	189	25.849	192	
2	1:28.575	32.536	188	30.892	217	25.147	194	233	11	1:26.719	31.518	188	30.158	219	25.043	192	235
3	1:31.973	31.221	189	33.361	212	27.391	192	240	12	1:26.459	31.508	188	30.149	218	24.802	192	236
4	1:25.120	31.033	190	29.664	219	24.423	192	237	13	1:25.865	31.327	188	29.870	218	24.668	192	235
5	1:46.609	32.113	182	30.367	218	44.129	58	238	14	1:26.203	31.374	188	29.949	219	24.880	193	236
6	3:41.523	2:45.488	179	30.891	216	25.144	192		15	1:26.188	31.455	188	29.941	219	24.792	192	236
7	1:26.337	31.429	188	30.016	218	24.892	191	235	16	1:27.609	31.430	187	30.790	188	25.389	192	236
8	1:25.824	31.128	189	29.940	219	24.756	192	235	17	1:26.619	31.373	188	30.086	219	25.160	188	237
9	1:46.567	31.681	188	31.075	219	43.811	57	236	18	2:29.582	32.594	155	57.517	78	59.471	57	235

53 Beretta, ITA / Vainio, FIN

theoretical besttime: 1:25.671

1	2:25.126	56.307	153	39.798	174	49.021	57		9	1:26.440	31.280	186	30.269	216	24.891	190	234
2	2:22.353	59.767	169	37.083	180	45.503	57		10	1:25.971	31.128	185	29.958	217	24.885	190	234
3	6:03.596	5:00.625	170	36.554	177	26.417	183		11	1:25.951	31.069	186	30.027	217	24.855	190	233
4	1:29.928	33.357	145	30.904	215	25.667	190	212	12	1:44.922	31.303	185	30.327	216	43.292	57	233
5	1:26.503	31.491	185	30.016	216	24.996	190	232	13	4:29.060	3:30.068	174	32.669	213	26.323	190	
6	1:26.149	31.130	186	30.049	217	24.970	189	233	14	1:28.481	31.997	185	30.893	215	25.591	190	233
7	1:26.016	31.166	186	29.938	217	24.912	190	233	15	1:52.832	31.587	186	30.718	213	50.527	57	233
8	1:25.716	31.027	187	29.789	218	24.900	189	233									



ADAC GT Masters

Sector List Free Practice 1



Provisional

Motorsportarena Oschersleben, Length: 3667m

Air temperature: 18.12°C

Track temperature: 18.05°C

Weather condition: Wet

DMSB Reg. Nr.: DMSB 801/18

Friday, April 13, 2018 12:10:00

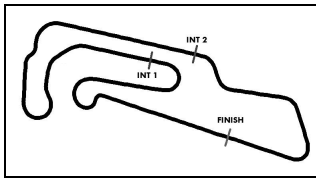
Lap	Time	SE1	SP1	SE2	SP2	SE3	SP3	TSP	Lap	Time	SE1	SP1	SE2	SP2	SE3	SP3	TSP
63	Bortolotti, ITA / Caldarelli, ITA								theoretical besttime: 1:23.694								
1	9:11.251	8:10.110	178	33.898	190	27.243	193		9	1:26.255	30.575	187	30.384	218	25.296	195	237
2	1:27.393	31.847	186	30.292	218	25.254	194	234	10	1:24.606	30.795	190	29.441	220	24.370	193	236
3	1:28.826	31.043	180	29.722	219	28.061	196	237	11	1:42.681	30.760	188	30.037	219	41.884	59	236
4	1:24.347	30.379	189	29.731	219	24.237	195	237	12	4:41.109	3:43.996	184	31.793	216	25.320	192	
5	1:23.911	30.417	189	29.173	220	24.321	195	237	13	1:26.928	31.580	187	30.313	219	25.035	192	236
6	1:28.148	30.708	187	31.034	219	26.406	195	239	14	1:25.941	31.160	188	29.993	219	24.788	193	235
7	1:24.424	30.638	188	29.412	218	24.374	195	237	15	2:39.222	41.865	103	59.241	79	58.116	58	163
8	1:24.058	30.581	191	29.335	220	24.142	193	237									

Lap	Time	SE1	SP1	SE2	SP2	SE3	SP3	TSP	Lap	Time	SE1	SP1	SE2	SP2	SE3	SP3	TSP
69	Slooten, NLD / Luhr, DEU								theoretical besttime: 1:24.877								
1	3:44.550	2:20.905	176	38.007	167	45.638	58		9	1:26.159	31.128	190	30.091	217	24.940	191	235
2	1:53.733	54.932	186	32.451	206	26.350	192		10	1:25.908	31.263	190	29.948	218	24.697	192	234
3	1:26.987	31.517	190	30.119	218	25.351	192	235	11	1:25.878	30.998	190	29.978	219	24.902	192	235
4	1:24.998	30.709	191	29.655	220	24.634	193	236	12	1:25.849	31.040	190	30.025	218	24.784	193	235
5	1:27.313	30.853	191	31.181	214	25.279	192	237	13	1:26.357	31.041	189	30.176	218	25.140	191	236
6	1:25.155	30.715	191	29.927	219	24.513	193	235	14	1:26.194	31.161	190	30.142	218	24.891	192	235
7	1:43.464	30.749	190	30.467	218	42.248	59	236	15	1:25.963	31.066	190	30.088	218	24.809	192	234
8	4:55.917	3:57.481	187	30.660	218	27.776	192		16	1:44.088	31.232	188	30.851	217	42.005	59	235

Lap	Time	SE1	SP1	SE2	SP2	SE3	SP3	TSP	Lap	Time	SE1	SP1	SE2	SP2	SE3	SP3	TSP
82	Ineichen, CHE / Engelhart, DEU								theoretical besttime: 1:24.113								
1	8:46.618	7:42.727	161	36.067	186	27.824	187		8	1:26.538	30.718	189	29.840	219	25.980	196	240
2	1:27.358	31.883	188	30.221	220	25.254	194	232	9	1:24.553	30.788	188	29.361	220	24.404	193	239
3	1:25.099	30.850	190	29.738	221	24.511	194	237	10	1:24.490	30.661	190	29.329	218	24.500	194	237
4	1:27.280	30.510	190	29.228	223	27.542	196	238	11	1:42.136	30.750	190	29.690	219	41.696	59	238
5	1:25.207	30.481	191	30.051	220	24.675	195	238	12	7:18.929	6:23.438	182	30.426	218	25.065	195	
6	1:27.225	30.604	192	29.979	221	26.642	195	238	13								238
7	1:24.643	30.732	190	29.391	220	24.520	195	238									

Lap	Time	SE1	SP1	SE2	SP2	SE3	SP3	TSP	Lap	Time	SE1	SP1	SE2	SP2	SE3	SP3	TSP
84	Assenheimer, DEU / Schmid, DEU								theoretical besttime: 1:24.558								
1	3:18.135	2:14.644	176	34.891	188	28.600	192		11	2:47.663	1:52.029	188	30.419	218	25.215	191	
2	1:31.236	33.172	182	32.067	217	25.997	192	223	12	1:26.281	31.048	188	30.050	219	25.183	192	233
3	1:26.584	31.379	188	30.015	218	25.190	193	234	13	1:26.393	31.549	187	30.070	218	24.774	193	234
4	1:25.400	30.909	188	29.684	219	24.807	193	234	14	1:25.756	31.128	188	29.834	219	24.794	193	235
5	1:25.651	30.738	189	29.908	220	25.005	192	234	15	1:25.936	31.056	188	30.003	219	24.877	193	235
6	1:24.888	30.966	189	29.441	219	24.481	192	235	16	1:26.001	31.268	188	30.010	219	24.723	193	236
7	1:24.846	30.673	189	29.619	219	24.554	192	234	17	1:25.949	31.142	189	29.924	219	24.883	193	236
8	1:24.731	30.761	189	29.526	219	24.444	193	234	18	1:26.110	31.180	189	30.112	218	24.818	193	236
9	1:24.923	30.796	188	29.645	219	24.482	192	236	19	1:25.555	31.044	187	29.778	218	24.733	192	235
10	1:43.373	31.007	189	29.785	219	42.581	59	235	20	2:28.793	33.339	132	57.263	79	58.191	59	234

Lap	Time	SE1	SP1	SE2	SP2	SE3	SP3	TSP	Lap	Time	SE1	SP1	SE2	SP2	SE3	SP3	TSP
99	Renauer, DEU / Jaminet, FRA								theoretical besttime: 1:24.721								
1	3:09.704	2:00.976	171	38.413	171	30.315	188		7	1:28.045	30.899	190	29.737	219	27.409	194	236
2	1:54.754	36.250	183	33.857	164	44.647	58	183	8	1:27.266	32.771	190	29.809	218	24.686	192	236
3	4:26.684	3:19.983	107	39.834	212	26.867	192		9	1:25.066	30.865	191	29.523	219	24.678	194	235
4	1:27.297	31.523	189	29.676	219	26.098	193	234	10	1:42.821	30.743	191	29.935	218	42.143	58	237
5	1:25.178	30.980	190	29.462	219	24.736	194	235	11								
6	1:24.730	30.752	190	29.438	218	24.540	194	236									



ADAC GT Masters

Top speed list Free Practice 1



Provisional

Motorsportarena Oschersleben, Length: 3667m

Air temperature: 18.12°C

Track temperature: 18.05°C

Weather condition: Wet

DMSB Reg. Nr.: DMSB 801/18

Friday, April 13, 2018 12:10:00

#	Name (NAT)	Team	Car name	Speed	Lap	Race time
13	Sven Barth (DEU)	RWT Racing (AUT)	Corvette C7 GT3	243.24	6	8:27.009
9	Giorgio Maggi (CHE)	Honda Team Schubert Motorsport (DEU)	Honda NSX GT3	242.15	10	19:23.364
1	Daniel Keilwitz (DEU)	Callaway Competition (DEU)	Corvette C7 GT3	240.53	4	6:04.560
82	Christian Engelhart (DEU)	GRT Grasser-Racing-Team (AUT)	Lamborghini Huracan GT3	240.53	8	17:28.383
50	Rahel Frey (CHE)	YACO Racing (DEU)	Audi R8 LMS	240.00	3	3:42.592
33	Frank Stippler (DEU)	Team ISR (CZE)	Audi R8 LMS	239.46	6	9:04.640
63	Mirko Bortolotti (ITA)	ORANGE1 by GRT Grasser (AUT)	Lamborghini Huracan GT3	239.46	6	15:00.669
12	Dries Vanthoor (BEL)	EFP by TECE (DEU)	Audi R8 LMS	238.93	4	5:06.466
43	Victor Bouveng (SWE)	BMW Team Schnitzer (DEU)	BMW M6 GT3	238.93	7	19:28.678
5	Philip Ellis (GBR)	Phoenix Racing (DEU)	Audi R8 LMS	238.41	3	4:49.544
42	Timo Scheider (DEU)	BMW Team Schnitzer (DEU)	BMW M6 GT3	238.41	8	17:21.495
7	Luca Ludwig (DEU)	HB Racing (AUT)	Ferrari 488 GT3	237.88	3	3:29.810
6	Jake Dennis (GBR)	Phoenix Racing (DEU)	Audi R8 LMS	237.88	4	5:05.906
25	Christopher Haase (DEU)	BWT Mücke Motorsport (DEU)	Audi R8 LMS	237.88	4	5:41.529
14	Jens Klingmann (DEU)	MRS GT-Racing (DEU)	BMW M6 GT3	237.88	6	11:07.022
19	Franck Perera (FRA)	GRT Grasser-Racing-Team (AUT)	Lamborghini Huracan GT3	237.88	5	13:38.589
99	Robert Renauer (DEU)	Precote Herberth Motorsport (DEU)	Porsche 911 GT3 R	237.88	10	18:13.676
29	Christopher Mies (DEU)	Montaplast by Land-Motorsport (DEU)	Audi R8 LMS	237.36	3	3:31.760
11	Pierre Kaffer (DEU)	EFP by TECE (DEU)	Audi R8 LMS	237.36	4	5:07.264
3	Nikolaj Rogivue (CHE)	Aust Motorsport (DEU)	Audi R8 LMS	237.36	4	7:18.575
69	Lucas Luhr (DEU)	IronForce by RING POLICE (DEU)	Porsche 911 GT3 R	237.36	5	8:35.239
24	Markus Winkelhock (DEU)	BWT Mücke Motorsport (DEU)	Audi R8 LMS	237.36	7	9:37.134
20	Nicolai Sylvest (DNK)	Team ZAKSPEED BKK Mobil Oil Racing (DEU)	Mercedes-AMG GT3	237.36	10	24:58.020
28	Kelvin van der Linde (ZAF)	Montaplast by Land-Motorsport (DEU)	Audi R8 LMS	236.84	5	6:12.490
18	Klaus Bachler (AUT)	KÜS TEAM75 Bernhard (DEU)	Porsche 911 GT3 R	236.84	4	6:24.361
26	Jamie Green (GBR)	BWT Mücke Motorsport (DEU)	Audi R8 LMS	236.84	5	10:09.304
17	Timo Bernhard (DEU)	KÜS TEAM75 Bernhard (DEU)	Porsche 911 GT3 R	236.84	6	10:22.567
84	Clemens Schmid (DEU)	AutoArenA Motorsport (DEU)	Mercedes-AMG GT3	236.32	9	13:26.456
48	Indy Dontje (NLD)	MAN-FILTER Team HTP Motorsport (DEU)	Mercedes-AMG GT3	236.32	9	13:47.615
21	Sebastian Asch (DEU)	Team ZAKSPEED BKK Mobil Oil Racing (DEU)	Mercedes-AMG GT3	235.80	12	29:17.250
47	Markus Pommer (DEU)	MAN-FILTER Team HTP Motorsport (DEU)	Mercedes-AMG GT3	235.80	17	29:30.175
8	Lance David Arnold (DEU)	Car Collection Motorsport (DEU)	Mercedes-AMG GT3	235.29	4	5:08.052
35	Jimmy Eriksson (SWE)	Team Rosberg (DEU)	Lamborghini Huracan GT3	235.29	6	9:25.701
4	Maximilian Hackländer (DEU)	Aust Motorsport (DEU)	Audi R8 LMS	235.29	4	16:08.238
53	Michele Beretta (ITA)	Team Rosberg (DEU)	Lamborghini Huracan GT3	234.78	10	19:36.860