



ADAC GT Masters

Result List Qualifying 2

Provisional



Sachsenring, Length: 3645m

Air temperature: 9.79°C

Track temperature: 9.93°C

Weather condition: Dry

DMSB Reg. Nr.: 273/17

Sunday, September 17, 2017 8:42:00

started : 25 classified : 25 not classified : 0

	Drivers	Team	Car	Lap	Best Time	Gap	Diff	Kph	Day Time
1	20 N.Sylvest(DNK)(J)/Y.Buurman(NLD)	Mercedes-AMGTeamZAKSPEED(D	Mercedes-AMG GT3	5	1:17.333			169.6	8:55:58
2	84 P.Assenheimer(DEU)(J)/M.Götz(DEU)	Mercedes-AMGTeamHTPMotorspor	Mercedes-AMG GT3	7	1:17.368	0.035	0.035	169.6	9:00:33
3	26 S.Asch(DEU)/E.Mortara(ITA)	BWT Mücke Motorsport(DEU)	Mercedes-AMG GT3	6	1:17.442	0.109	0.074	169.4	8:58:09
4	21 L.Stolz(DEU)(J)/L.Ludwig(DEU)	Mercedes-AMGTeamZAKSPEED(D	Mercedes-AMG GT3	7	1:17.699	0.366	0.257	168.8	8:58:25
5	2 J.Schmidt(CHE)(J)/C.Haase(DEU)	MontaplastbyLand-Motorsport(DEU)	Audi R8 LMS	4	1:17.775	0.442	0.076	168.7	8:56:01
6	7 N.Siedler(AUT)/M.Mapelli(ITA)	HB Racing WDS Bau(AUT)	Lamborghini HuracanGT3	6	1:17.833	0.500	0.058	168.5	8:56:24
7	42 N.Catsburg(NLD)/P.Eng(AUT)	BMW Team Schnitzer(DEU)	BMW M6 GT3	4	1:17.843	0.510	0.010	168.5	8:55:27
8	3 S.van der Linde(ZAF)(J)/K.van der Linde(ZAF)	Aust Motorsport(DEU)	Audi R8 LMS	7	1:17.893	0.560	0.050	168.4	8:57:25
9	4 D.Marschall(DEU)(J)/P.Niederhauser(CHE)	Aust Motorsport(DEU)	Audi R8 LMS	9	1:18.035	0.702	0.142	168.1	9:00:25
10	1 C.De Phillippi(USA)/C.Mies(DEU)	MontaplastbyLand-Motorsport(DEU)	Audi R8 LMS	5	1:18.165	0.832	0.130	167.8	8:57:23
11	24 A.Picariello(BEL)(J)/J.Green(GBR)	BWT Mücke Motorsport(DEU)	Audi R8 LMS	6	1:18.169	0.836	0.004	167.8	8:58:31
12	25 M.Ortmann(DEU)(J)/F.Salaquarda(CZE)	BWT Mücke Motorsport(DEU)	Audi R8 LMS	7	1:18.186	0.853	0.017	167.8	9:00:10
13	48 I.Dontje(NLD)(J)/M.Kirchhöfer(DEU)	Mercedes-AMGTeamHTPMotorspor	Mercedes-AMG GT3	5	1:18.257	0.924	0.071	167.6	8:56:59
14	77 J.Gounon(FRA)(J)/R.van der Zande(NLD)	Callaway Competition(DEU)	Corvette C7 GT3	7	1:18.407	1.074	0.150	167.3	8:57:59
15	99 R.Renauer(DEU)/S.Müller(DEU)	PrecoteHerberthMotorsport(DEU)	Porsche 911 GT3 R	4	1:18.416	1.083	0.009	167.3	8:54:15
16	6 C.Zanella(CHE)/F.Spengler(DEU)	HB Racing WDS Bau(AUT)	Lamborghini HuracanGT3	5	1:18.442	1.109	0.026	167.2	8:53:26
17	50 P.Geipel(DEU)/R.Frey(CHE)	YACO Racing(DEU)	Audi R8 LMS	8	1:18.814	1.481	0.372	166.4	9:00:54
18	18 A.de Leener(BEL)/C.Friedrich(DEU)(J)	KÜS TEAM75 Bernhard(DEU)	Porsche 911 GT3 R	7	1:19.015	1.682	0.201	166.0	8:57:01
19	36 K.Bachler(AUT)/A.Macdonald(GBR)	Schütz Motorsport(DEU)	Porsche 911 GT3 R	5	1:19.033	1.700	0.018	166.0	8:54:24
20	13 S.Barth(DEU)(T)/M.Hackländer(DEU)	RWT Racing(AUT)	Corvette C7 GT3	6	1:19.060	1.727	0.027	165.9	8:56:41
21	17 M.Ammermüller(DEU)/M.Jaminet(FRA)	KÜS TEAM75 Bernhard(DEU)	Porsche 911 GT3 R	6	1:19.075	1.742	0.015	165.9	8:57:35
22	22 R.Lips(CHE)(T)/M.Gassner(DEU)	MRS GT-Racing(DEU)	Nissan GT-RNISMOGT3	10	1:19.080	1.747	0.005	165.9	9:02:01
23	8 R.Feller(CHE)(J)/M.Ahlin-Kottulinsky(SWE)(J)	Audi Sport racing academy(DEU)	Audi R8 LMS	9	1:19.390	2.057	0.310	165.2	8:56:09
24	66 J.Judek(DEU)(J)/E.Lindholm(FIN)(J)	ADACNSA/AttemptoRacingTeam(E	Lamborghini HuracanGT3	8	1:19.433	2.100	0.043	165.1	8:57:38
25	9 C.Höher(AUT)(J)/E.Erhart(DEU)	Audi Sport racing academy(DEU)	Audi R8 LMS	7	1:19.646	2.313	0.213	164.7	8:55:38

Subject to final scrutineering!

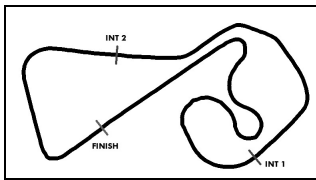
Publication time:	Clerk of the Course:	Timekeeper: Steffen Ruhl
-------------------	----------------------	--------------------------

ver: 1.0

www.adac.de/motorsport

Page 1/ 1 printed: 17.9.2017 9:03

CERTINA
S W I S S W A T C H E S



ADAC GT Masters

Sector List Qualifying 2

Provisional



Sachsenring, Length: 3645m

Air temperature: 9.79°C

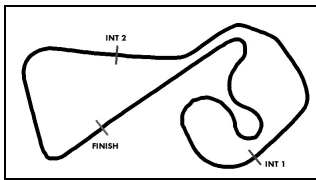
Track temperature: 9.93°C

Weather condition: Dry

DMSB Reg. Nr.: 273/17

Sunday, September 17, 2017 8:42:00

Lap	Time	SE1	SP1	SE2	SP2	SE3	SP3	TSP	Lap	Time	SE1	SP1	SE2	SP2	SE3	SP3	TSP
13 Barth, DEU / Hackländer, DEU									theoretical besttime: 1:19.042								
1	7:25.150	6:34.474		24.335		26.341	130		5	1:27.402	45.031		19.586		22.785	180	224
2	1:41.136	51.078		24.002		26.056	177	186	6	1:19.060	40.861		17.418		20.781	178	227
3	1:29.025	43.972		20.630		24.423	178	224	7	1:19.336	40.886		17.467		20.983	178	226
4	1:19.361	41.177		17.400		20.784	180	225	8	1:24.080	41.238		17.602		25.240	60	225
17 Ammermüller, DEU / Jaminet, FRA									theoretical besttime: 1:18.990								
1	3:21.095	2:17.477		28.578		35.040	55		6	1:19.075	40.795		17.594		20.686	177	225
2	6:43.070	5:51.036		24.839		27.195	168		7	1:27.865	40.763		19.981		27.121	178	226
3	1:32.222	49.953		19.790		22.479	180	171	8	1:19.259	40.747		17.626		20.886	178	226
4	1:20.362	40.782		17.586		21.994	178	225	9	1:28.268	41.767		18.495		28.006	44	225
5	1:19.341	40.817		17.557		20.967	177	226									
18 de Leener, BEL / Friedrich, DEU									theoretical besttime: 1:19.015								
1	2:24.413	1:21.713		28.339		34.361	56		7	1:19.015	40.881		17.337		20.797	178	224
2	5:44.619	5:00.716		20.633		23.270	168		8	1:19.163	40.906		17.437		20.820	178	225
3	1:32.823	44.245		20.092		28.486	175	213	9	1:26.036	41.056		18.128		26.852	174	225
4	1:20.930	42.138		17.811		20.981	177	222	10	1:20.306	41.205		17.919		21.182	178	224
5	1:19.539	41.079					175	225	11	1:23.401	41.025		17.599		24.777	58	224
6	1:19.543	41.107		17.620		20.816	175	224									
20 Sylvest, DNK / Buurman, NLD									theoretical besttime: 1:17.211								
1	2:28.675	1:22.817		28.941		36.917	54		6	1:17.612	39.978		17.105		20.529	175	223
2	7:18.273	6:35.345		20.526		22.402	170		7	1:31.829	44.439		19.993		27.397	178	223
3	1:30.946	43.520		18.450		28.976	177	218	8	1:17.543	40.227		16.972		20.344	177	224
4	1:23.094	41.024		17.750		24.320	178	221	9	1:17.746	40.387		16.941		20.418	175	223
5	1:17.333	40.100		16.895		20.338	177	223	10	1:28.352	40.510		18.742		29.100	40	224
21 Stolz, DEU / Ludwig, DEU									theoretical besttime: 1:17.442								
1	2:27.175	1:20.732		28.476		37.967	52		6	1:23.564	45.698		17.092		20.774	180	226
2	7:17.080	6:35.517		19.432		22.131	177		7	1:17.699	40.227		17.004		20.468	177	225
3	1:23.609	42.807		18.002		22.800	180	223	8	1:21.990	40.458		18.286		23.246	181	225
4	1:18.409	40.375		17.305		20.729	180	225	9	1:26.218	40.737		21.709		23.772	180	226
5	1:17.780	40.118		17.178		20.484	181	225	10	1:17.735	40.376		16.856		20.503	180	225
22 Lips, CHE / Gassner, DEU									theoretical besttime: 1:18.959								
1	7:51.230	7:03.116		23.029		25.085	158		6	1:19.150	41.038		17.458		20.654	180	230
2	1:27.614	46.319		19.339		21.956	178	203	7	1:19.314	40.978		17.555		20.781	181	230
3	1:23.837	43.532		18.568		21.737	180	227	8	1:19.192	41.009		17.369		20.814	181	231
4	1:19.251	41.053		17.538		20.660	178	230	9	1:19.169	41.161		17.348		20.660	180	230
5	1:22.728	41.183		17.760		23.785	180	230	10	1:19.080	41.076		17.371		20.633	178	229
24 Picariello, BEL / Green, GBR									theoretical besttime: 1:18.059								
1	2:56.418	1:43.721		34.521		38.176	59		5	1:18.445	40.696		17.002		20.747	174	221
2	8:14.377	7:29.364		21.295		23.718	166		6	1:18.169	40.492		17.112		20.565	170	221
3	1:24.081	44.294		17.986		21.801	174	204	7	1:18.447	40.560		17.077		20.810	173	221
4	1:19.147	41.079		17.081		20.987	173	221	8	1:26.996	40.859		17.473		28.664	48	221
25 Ortmann, DEU / Salaquarda, CZE									theoretical besttime: 1:18.105								
1	2:59.250	1:46.421		33.788		39.041	54		6	1:18.567	40.720		17.379		20.468	174	222
2	8:27.433	7:38.864		21.388		27.181	171		7	1:18.186	40.494		17.143		20.549	174	222
3	1:28.115	48.115		18.366		21.634	173	197	8	1:21.846	41.282		18.364		22.200	175	222
4	1:19.768	41.582		17.487		20.699	174	220	9	1:23.676	40.607		17.338		25.731	47	222
5	1:18.812	40.800		17.244		20.768	174	222									



ADAC GT Masters

Sector List Qualifying 2

Provisional



Sachsenring, Length: 3645m

Air temperature: 9.79°C

Track temperature: 9.93°C

Weather condition: Dry

DMSB Reg. Nr.: 273/17

Sunday, September 17, 2017 8:42:00

Lap	Time	SE1	SP1	SE2	SP2	SE3	SP3	TSP	Lap	Time	SE1	SP1	SE2	SP2	SE3	SP3	TSP
26	Asch, DEU / Mortara, ITA								theoretical besttime: 1:17.442								
1	2:18.070	1:10.012		31.274		36.784	51		5	1:24.819	43.628		18.312		22.879	177	221
2	8:27.178	7:45.766		19.272		22.140	173		6	1:17.442	40.073		16.896		20.473	175	221
3	1:21.233	42.123		17.939		21.171	177	218	7	1:19.911	40.229		18.420		21.262	175	220
4	1:20.324	40.449		17.067		22.808	174	220	8	1:27.401	42.732		18.620		26.049	56	220

36	Bachler, AUT / Macdowall, GBR								theoretical besttime: 1:18.914								
1	2:06.348	1:08.375		26.146		31.827	57		6	1:19.223	40.985		17.512		20.726	175	226
2	6:05.401	5:21.738		20.399		23.264	168		7	1:19.083	40.983		17.336		20.764	175	225
3	1:31.485	43.429		19.081		28.975	177	220	8	1:19.234	40.973		17.453		20.808	175	224
4	1:21.972	42.648		18.215		21.109	177	223	9	1:21.568	41.281		18.023		22.264	177	225
5	1:19.033	41.090		17.338		20.605	178	224	10	1:30.628	42.583		18.941		29.104	41	224

42	Catsburg, NLD / Eng, AUT								theoretical besttime: 1:17.807								
1	9:26.319	8:42.446		20.810		23.063	173		5	1:22.556	40.298		19.274		22.984	177	228
2	1:24.478	42.752		17.890		23.836	175	210	6	1:17.929	40.219		17.079		20.631	174	225
3	1:18.366	40.396		17.218		20.752	177	225	7	1:25.137	40.940		19.747		24.450	59	223
4	1:17.843	40.255		16.992		20.596	177	226									

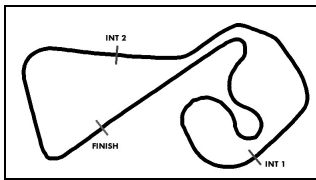
48	Dontje, NLD / Kirchhöfer, DEU								theoretical besttime: 1:18.237								
1	9:12.228	8:17.914		26.224		28.090	139		6	1:18.911	40.587		17.100		21.224	178	221
2	1:39.920	51.469		22.577		25.874	157	160	7	1:18.470	40.707		17.085		20.678	178	221
3	1:29.366	49.916		18.434		21.016	177	180	8	1:22.011	42.449		17.658		21.904	178	222
4	1:19.125	40.891		17.191		21.043	178	221	9	1:25.781	40.701		18.625		26.455	56	221
5	1:18.257	40.607		16.972		20.678	175	221									

50	Geipel, DEU / Frey, CHE								theoretical besttime: 1:18.690								
1	2:30.730	1:26.189		28.759		35.782	51		6	1:19.013	40.770		17.449		20.794	177	222
2	7:39.389	6:45.995		26.278		27.116	156		7	1:40.823	57.343		22.037		21.443	177	223
3	1:40.719	56.004		19.392		25.323	173	124	8	1:18.814	40.503		17.393		20.918	177	222
4	1:24.729	42.306		19.112		23.311	177	219	9	1:31.138	40.943		23.512		26.683	173	222
5	1:19.345	40.973		17.557		20.815	173	222									

66	Judek, DEU / Lindholm, FIN								theoretical besttime: 1:19.344								
1	2:40.754	1:30.813		31.965		37.976	54		7	1:19.655	41.009		17.647		20.999	175	223
2	4:44.491	3:54.854		24.113		25.524	160		8	1:19.433	41.098		17.453		20.882	174	222
3	1:26.510	44.921		20.165		21.424	175	212	9	1:19.719	41.100		17.515		21.104	175	221
4	1:20.478	41.129		18.260		21.089	174	221	10	1:22.047	41.330		18.430		22.287	173	221
5	1:26.572	45.167		19.009		22.396	177	221	11	1:26.014	41.472		17.669		26.873	59	221
6	1:19.764	41.068		17.668		21.028	177	224									

77	Gounon, FRA / van der Zande, NLD								theoretical besttime: 1:18.407								
1	7:21.697	6:30.718		23.489		27.490	158		6	1:18.679	40.610		17.418		20.651	177	227
2	1:42.137	52.952		23.393		25.792	177	134	7	1:18.407	40.565		17.229		20.613	182	225
3	1:30.218	45.696		20.589		23.933	178	224	8	1:30.346	40.800		17.302		32.244	60	224
4	1:18.565	40.594		17.306		20.665	171	227	9	2:22.919	1:42.123		17.995		22.801	180	
5	1:28.701	46.326		19.441		22.934	181	224	10	1:26.540	40.845		17.523		28.172	55	226

84	Assenheimer, DEU / Götz, DEU								theoretical besttime: 1:17.281								
1	4:36.260	3:46.001		21.600		28.659	59		6	1:24.699	45.133		18.806		20.760	178	222
2	7:03.010	6:18.753		19.514		24.743	134		7	1:17.368	40.361		16.742		20.265	177	221
3	1:32.734	51.141		18.873		22.720	177	178	8	1:20.964	41.244		18.288		21.432	177	221
4	1:21.151	42.499		17.860		20.792	180	220	9	1:28.339	40.551		18.723		29.065	48	223
5	1:17.526	40.274		16.849		20.403	177	222									



ADAC GT Masters

Sector List Qualifying 2

Provisional



Sachsenring, Length: 3645m

Air temperature: 9.79°C

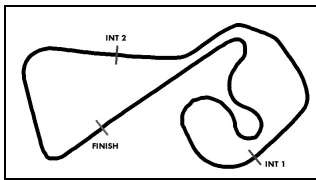
Track temperature: 9.93°C

Weather condition: Dry

DMSB Reg. Nr.: 273/17

Sunday, September 17, 2017 8:42:00

Lap	Time	SE1	SP1	SE2	SP2	SE3	SP3	TSP	Lap	Time	SE1	SP1	SE2	SP2	SE3	SP3	TSP
99		Renauer, DEU / Müller, DEU								theoretical besttime: 1:18.393							
1	2:23.169	1:17.743		29.503		35.923	57		6	1:18.714	40.643		17.428		20.643	177	226
2	7:05.736	6:20.020		21.368		24.348	171		7	1:23.573	41.320		17.758		24.495	57	225
3	1:27.209	44.748		17.975		24.486	181	218	8	2:29.725	1:47.710		17.715		24.300	181	
4	1:18.416	40.478		17.451		20.487	180	227	9	1:18.865	40.505		17.614		20.746	175	227
5	1:19.507	40.868		17.549		21.090	180	226									



ADAC GT Masters

Top speed list Qualifying 2

Provisional



Sachsenring, Length: 3645m

Air temperature: 9.79°C

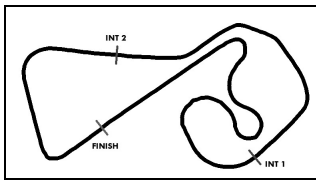
Track temperature: 10.03°C

Weather condition: Dry

DMSB Reg. Nr.: 273/17

Sunday, September 17, 2017 8:42:00

#	Name (NAT)	Team	Car name	Speed	Lap	Race time
22	Marc Gassner (DEU)	MRS GT-Racing (DEU)	Nissan GT-R NISMO GT3	231.26	8	16:08.171
42	Philipp Eng (AUT)	BMW Team Schnitzer (DEU)	BMW M6 GT3	228.81	5	13:32.110
77	Renger van der Zande (NLD)	Callaway Competition (DEU)	Corvette C7 GT3	227.84	4	10:39.197
99	Sven Müller (DEU)	Precote Herberth Motorsport (DEU)	Porsche 911 GT3 R	227.36	4	11:01.236
13	Maximilian Hackländer (DEU)	RWT Racing (AUT)	Corvette C7 GT3	227.36	6	13:27.195
17	Mathieu Jaminet (FRA)	KÜS TEAM75 Bernhard (DEU)	Porsche 911 GT3 R	226.89	5	13:01.895
36	Alex Macdowall (GBR)	Schütz Motorsport (DEU)	Porsche 911 GT3 R	226.41	6	12:29.422
21	Luca Ludwig (DEU)	Mercedes-AMG Team ZAKSPEED (DEU)	Mercedes-AMG GT3	226.41	6	13:49.190
18	Christopher Friedrich (DEU)	KÜS TEAM75 Bernhard (DEU)	Porsche 911 GT3 R	225.46	8	15:06.045
6	Florian Spengler (DEU)	HB Racing WDS Bau (AUT)	Lamborghini Huracan GT3	224.53	9	15:46.178
20	Yelmer Buurman (NLD)	Mercedes-AMG Team ZAKSPEED (DEU)	Mercedes-AMG GT3	224.53	8	16:52.923
66	Emil Lindholm (FIN)	ADAC NSA / Attempto Racing Team (DEU)	Lamborghini Huracan GT3	224.06	6	11:44.022
3	Kelvin van der Linde (ZAF)	Aust Motorsport (DEU)	Audi R8 LMS	224.06	8	15:29.858
8	Mikaela Ahlin-Kottulinsky (SWE)	Audi Sport racing academy (DEU)	Audi R8 LMS	223.60	7	10:07.198
9	Elia Erhart (DEU)	Audi Sport racing academy (DEU)	Audi R8 LMS	223.60	10	16:24.335
50	Rahel Frey (CHE)	YACO Racing (DEU)	Audi R8 LMS	223.14	7	15:59.162
84	Maximilian Götz (DEU)	Mercedes-AMG Team HTP Motorsport (DEU)	Mercedes-AMG GT3	223.14	9	19:58.920
2	Christopher Haase (DEU)	Montaplast by Land-Motorsport (DEU)	Audi R8 LMS	222.68	6	15:25.735
25	Filip Salaquarda (CZE)	BWT Mücke Motorsport (DEU)	Audi R8 LMS	222.68	7	16:57.205
4	Patric Niederhauser (CHE)	Aust Motorsport (DEU)	Audi R8 LMS	222.22	7	14:21.733
7	Marco Mapelli (ITA)	HB Racing WDS Bau (AUT)	Lamborghini Huracan GT3	222.22	9	17:10.506
48	Marvin Kirchhöfer (DEU)	Mercedes-AMG Team HTP Motorsport (DEU)	Mercedes-AMG GT3	222.22	8	17:41.503
24	Jamie Green (GBR)	BWT Mücke Motorsport (DEU)	Audi R8 LMS	221.76	4	12:40.138
26	Edoardo Mortara (ITA)	BWT Mücke Motorsport (DEU)	Mercedes-AMG GT3	221.76	5	13:32.066
1	Christopher Mies (DEU)	Montaplast by Land-Motorsport (DEU)	Audi R8 LMS	221.31	7	16:47.060



ADAC GT Masters

Pit Stops Qualifying 2

Provisional



Sachsenring, Length: 3645m

Air temperature: 9.79°C

Track temperature: 9.93°C

Weather condition: Dry

DMSB Reg. Nr.: 273/17

Sunday, September 17, 2017 8:42:00

Nr	Driver in	Day time in	Time in	Driver out	Day time out	Time out	Nett Time
36	Alex Macdowall	8:44:05.842	2:05.717	Alex Macdowall	8:48:42.843	6:42.718	4:37.001
26	Edoardo Mortara	8:44:17.501	2:17.376	Edoardo Mortara	8:51:09.096	9:08.971	6:51.595
99	Sven Müller	8:44:22.673	2:22.548	Sven Müller	8:49:51.195	7:51.070	5:28.522
18	Christopher Friedrich	8:44:23.901	2:23.776	Christopher Friedrich	8:48:38.648	6:38.523	4:14.747
21	Luca Ludwig	8:44:26.616	2:26.491	Luca Ludwig	8:50:16.592	8:16.467	5:49.976
20	Yelmer Buurman	8:44:28.134	2:28.009	Yelmer Buurman	8:50:18.085	8:17.960	5:49.951
50	Rahel Frey	8:44:30.162	2:30.037	Rahel Frey	8:50:24.009	8:23.884	5:53.847
66	Emil Lindholm	8:44:40.216	2:40.091	Emil Lindholm	8:47:46.606	5:46.481	3:06.390
24	Jamie Green	8:44:55.933	2:55.808	Jamie Green	8:51:36.937	9:36.812	6:41.004
25	Filip Salaquarda	8:44:58.713	2:58.588	Filip Salaquarda	8:51:47.328	9:47.203	6:48.615
17	Mathieu Jaminet	8:45:20.570	3:20.445	Mathieu Jaminet	8:50:20.078	8:19.953	4:59.508
6	Florian Spengler	8:45:46.274	3:46.149	Florian Spengler	8:49:23.287	7:23.162	3:37.013
7	Marco Mapelli	8:46:17.694	4:17.569	Marco Mapelli	8:50:31.996	8:31.871	4:14.302
84	Maximilian Götz	8:46:35.782	4:35.657	Maximilian Götz	8:52:09.436	10:09.311	5:33.654
4	Patric Niederhauser	8:48:32.721	6:32.596	Patric Niederhauser	8:50:44.999	8:44.874	2:12.278
99	Sven Müller	8:58:15.828	16:15.703	Sven Müller	8:59:23.432	17:23.307	1:07.604
13	Maximilian Hackländer	8:59:24.076	17:23.951				
77	Renger van der Zande	8:59:28.278	17:28.153	Renger van der Zande	9:00:29.153	18:29.028	1:00.875
42	Philipp Eng	8:59:32.148	17:32.023				
3	Kelvin van der Linde	9:00:07.887	18:07.762				
26	Edoardo Mortara	9:00:55.869	18:55.744				
9	Elia Erhart	9:01:04.356	19:04.231				
36	Alex Macdowall	9:01:13.226	19:13.101				
24	Jamie Green	9:01:15.459	19:15.334				
2	Christopher Haase	9:01:31.719	19:31.594				
8	Mikaela Ahlin-Kottulinsky	9:01:38.222	19:38.097				
66	Emil Lindholm	9:01:44.959	19:44.834				
4	Patric Niederhauser	9:01:48.040	19:47.915				
6	Florian Spengler	9:01:48.701	19:48.576				
17	Mathieu Jaminet	9:01:49.881	19:49.756				
48	Marvin Kirchhöfer	9:02:23.561	20:23.436				
18	Christopher Friedrich	9:02:29.293	20:29.168				
1	Christopher Mies	9:02:46.557	20:46.432				
20	Yelmer Buurman	9:02:50.649	20:50.524				
25	Filip Salaquarda	9:02:55.014	20:54.889				
77	Renger van der Zande	9:03:17.683	21:17.558				
84	Maximilian Götz	9:03:21.432	21:21.307				