

Circuit de Spa
International GT Open
RACE - 2

Results

28/05/2017

Clas. N°	Entrant / Team	Nat.	Driver	Nat.	St.	Driver 2	Nat.	St.	Vehicle	Cat.	Clas.	Laps	Total Time	Km/h.	Gap	Best Time	Km/h.	
1	55 Farnbacher Racing	DEU	Dominik Farnbacher	DEU	Gold	<u>Mario Farnbacher</u>	DEU	Silver	Lexus RC-F GT3	PRO	1°	22	1.01'49.930	149.523		13	2'20.056	180.031
2	8 AF Corse	ITA	Piergiuseppe Perazzini	ITA	Bronze	<u>Marco Cioci</u>	ITA	Gold	Ferrari 488 GT3	PROAM	1°	22	1.01'56.232	149.269	6"302	6	2'21.145	178.642
3	88 Garage 59	GBR	<u>Alexander West</u>	SWE	Bronze	Côme Ledogar	FRA	Platinum	McLaren 650 S GT3 2015	PROAM	2°	22	1.02'02.131	149.033	12"201	12	2'19.168	181.180
4	24 Garage 59	GBR	Michael Benham	GBR	Bronze	<u>Duncan Tappy</u>	GBR	Gold	McLaren 650 S GT3 2015	PROAM	3°	22	1.02'06.285	148.866	16"355	6	2'21.738	177.895
5	10 Jordan Racing	GBR	Jordan Witt	GBR	Bronze	<u>Michael Meadows</u>	GBR	Gold	Bentley GT3	PROAM	4°	22	1.02'08.426	148.781	18"496	8	2'21.426	178.287
6	22 Shaun Balfe / Balfe Motorsport	GBR	<u>Shaun Balfe</u>	GBR	Bronze	Rob Bell	GBR	Platinum	McLaren 650 S GT3 2015	PROAM	5°	22	1.02'09.735	148.729	19"805	5	2'22.452	177.003
7	65 RACE / BMW Team Teo Martin	ESP	<u>Victor Bouveng</u>	SWE	Silver	Fran Rueda	ESP	Silver	BMW M6 GT3	PRO	2°	22	1.02'10.295	148.706	20"365	10	2'21.943	177.638
8	16 Drivex School	ESP	Marcelo Hahn	BRA	Bronze	<u>Allam Khodair</u>	BRA	Gold	Mercedes AMG GT3	PROAM	6°	22	1.02'11.946	148.641	22"016	8	2'21.234	178.530
9	1 Imperiale Racing	ITA	Thomas Biagi	ITA	Gold	<u>Giovanni Venturini</u>	ITA	Gold	Lamborghini Huracan GT3	PRO	3°	22	1.02'13.323	148.586	23"393	6	2'21.241	178.521
10	11 Ratón Racing	ITA	<u>Edoardo Liberati</u>	ITA	Silver	Kang Ling	CHN	Silver	Lamborghini Huracan GT3	PRO	4°	22	1.02'13.863	148.564	23"933	6	2'22.058	177.494
11	555 FFF Racing Team by ACM	CHN	<u>Hiroshi Hamaguchi</u>	JPN	Bronze	Vitantonio Liuzzi	ITA	Platinum	Lamborghini Huracan GT3	PROAM	7°	22	1.02'15.306	148.507	25"376	7	2'23.038	176.278
12	51 RACE / BMW Team Teo Martin	ESP	Lourenço Beirão da Veiga	PRT	Silver	<u>Nelson Piquet jr</u>	BRA	Platinum	BMW M6 GT3	PRO	5°	22	1.02'16.484	148.460	26"554	5	2'20.884	178.973
13	7 Solaris Motorsport	ITA	Francesco Sini	ITA	Gold	<u>Mauro Calamia</u>	CHE	Silver	Aston Martin Vantage GT3	PRO	6°	22	1.02'18.576	148.377	28"646	5	2'22.037	177.520
14	54 Emil Frey Lexus Racing	CHE	Albert Costa	ESP	Gold	<u>Philipp Frommenwiler</u>	CHE	Silver	Lexus RC-F GT3	PRO	7°	22	1.02'21.859	148.247	31"929	13	2'20.594	179.342
15	48 Kaspersky	CHE	Alex Moiseev	RUS	Bronze	<u>Davide Rizzo</u>	ITA	Bronze	Ferrari 488 GT3	AM	1°	22	1.02'26.262	148.073	36"332	7	2'22.844	176.518
16	23 Imperiale Racing	ITA	<u>Vito Postiglione</u>	ITA	Gold	Andrea Fontana	ITA	Silver	Lamborghini Huracan GT3	PRO	8°	21	59'19.256	148.768	1 Lap.	7	2'21.095	178.706
17	9 Sports and You	PRT	António Coimbra	PRT	Bronze	<u>Luis Silva</u>	PRT	Bronze	Mercedes AMG GT3	AM	2°	21	1.02'25.798	141.360	1 Lap.	12	2'24.640	174.326

NOT CLASSIFIED

18	20 SPS Automotive Performance	DEU	<u>Valentin Pierburg</u>	DEU	Bronze	Jules Szymkowiak	NLD	Silver	Mercedes AMG GT3	PROAM	8°	16	45'49.417	146.734	6 Lap.	12	2'20.576	179.365
19	90 Autoclub Excelsior / Brussels Racing	BEL	Tim Verbergt	BEL	Gold	<u>Sam Dejonghe</u>	BEL	Silver	Aston Martin Vantage GT3	PRO	9°	7	16'49.740	174.799	15 Lap.	6	2'21.333	178.405
20	488 Spirit of Race	CHE	<u>Miguel Ramos</u>	PRT	Silver	Mikkel Mac	DNK	Gold	Ferrari 488 GT3	PRO	10°	4	10'02.347	167.442	18 Lap.	2	2'24.450	174.555

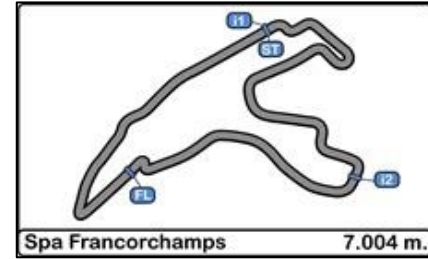
CAR 54 DRIVE THROUGH PENALTY CAUSING A COLLISION. 20 SECONDS ADDED TO RACE TIME

Fastest lap West - Ledogar 2'19.168 181.180 Km/h.

Published at:.....

Track Status **WET**

Stewards:	Race Director:	Timekeeper:
------------------	-----------------------	------------------------

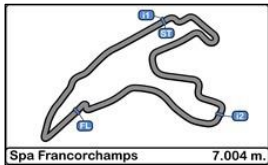


Circuit de Spa International GT Open RACE - 2

Pit Stops

28/05/2017

Nº	Time of day	Entrant / Team	Nat.	Driver	Nat.	St.	Driver 2	Nat.	St.	Vehicle	Cat.	Race Time	Stop Nº	Stop Time	Handicap	Penalty
Window Start												24'00.000				
20	14.38'32.606	SPS Automotive Performance	DEU	Valentin Pierburg	DEU	Bronze	Jules Szymkowiak	NLD	Silver	Mercedes AMG GT3	PROAM	24'21.560	1	01'15.066	01'10	
88	14.38'33.917	Garage 59	GBR	Alexander West	SWE	Bronze	Côme Ledogar	FRA	Platinum	McLaren 650 S GT3 2015	PROAM	24'22.879	1	01'13.331	01'10	
99	14.39'10.007	Sports and You	PRT	António Coimbra	PRT	Bronze	Luis Silva	PRT	Bronze	Mercedes AMG GT3	AM	24'59.088	1	01'14.771	01'10	
55	14.40'16.515	Farnbacher Racing	DEU	Dominik Farnbacher	DEU	Gold	Mario Farnbacher	DEU	Silver	Lexus RC-F GT3	PRO	26'05.684	1	01'12.340	01'10	
1	14.40'22.077	Imperiale Racing	ITA	Thomas Biagi	ITA	Gold	Giovanni Venturini	ITA	Gold	Lamborghini Huracan GT3	PRO	26'11.247	1	01'11.035	01'10	
54	14.40'23.310	Emil Frey Lexus Racing	CHE	Albert Costa	ESP	Gold	Philipp Frommenwiler	CHE	Silver	Lexus RC-F GT3	PRO	26'12.391	1	01'26.894	01'10	
65	14.40'35.240	RACE / BMW Team Teo Martin	ESP	Victor Bouveng	SWE	Silver	Fran Rueda	ESP	Silver	BMW M6 GT3	PRO	26'24.145	1	01'23.336	01'20	
22	14.40'41.424	Shaun Balfe / Balfe Motorsport	GBR	Shaun Balfe	GBR	Bronze	Rob Bell	GBR	Platinum	McLaren 650 S GT3 2015	PROAM	26'30.438	1	01'31.960	01'30	
555	14.40'44.061	FFF Racing Team by ACM	CHN	Hiroshi Hamaguchi	JPN	Bronze	Vitantonio Liuzzi	ITA	Platinum	Lamborghini Huracan GT3	PROAM	26'33.074	1	01'12.313	01'10	
7	14.42'51.425	Solaris Motorsport	ITA	Francesco Sini	ITA	Gold	Mauro Calamia	CHE	Silver	Aston Martin Vantage GT3	PRO	28'40.681	1	01'11.546	01'10	
11	14.43'03.222	Ratón Racing	ITA	Edoardo Liberati	ITA	Silver	Kang Ling	CHN	Silver	Lamborghini Huracan GT3	PRO	28'52.560	1	01'13.351	01'10	
48	14.43'23.209	Kaspersky	CHE	Alex Moiseev	RUS	Bronze	Davide Rizzo	ITA	Bronze	Ferrari 488 GT3	AM	29'12.265	1	01'25.724	01'20	
10	14.45'00.497	Jordan Racing	GBR	Jordan Witt	GBR	Bronze	Michael Meadows	GBR	Gold	Bentley GT3	PROAM	30'49.751	1	01'25.708	01'20	
51	14.45'02.229	RACE / BMW Team Teo Martin	ESP	Lourenço Beirão da Veiga	PRT	Silver	Nelson Piquet jr	BRA	Platinum	BMW M6 GT3	PRO	30'51.123	1	01'13.587	01'10	
16	14.47'29.835	Drivex School	ESP	Marcelo Hahn	BRA	Bronze	Allam Khodair	BRA	Gold	Mercedes AMG GT3	PROAM	33'19.023	1	01'14.435	01'10	
24	14.47'37.255	Garage 59	GBR	Michael Benham	GBR	Bronze	Duncan Tappy	GBR	Gold	McLaren 650 S GT3 2015	PROAM	33'26.300	1	01'12.160	01'10	
10	14.48'55.566	Jordan Racing	GBR	Jordan Witt	GBR	Bronze	Michael Meadows	GBR	Gold	Bentley GT3	PROAM	34'44.815	2	00'49.805	01'20	00'30.195
Window Finish												36'00.000				
23	14.50'11.321	Imperiale Racing	ITA	Vito Postiglione	ITA	Gold	Andrea Fontana	ITA	Silver	Lamborghini Huracan GT3	PRO	36'00.641	1	01'12.612	01'10	
8	14.50'16.398	AF Corse	ITA	Piergiuseppe Perazzini	ITA	Bronze	Marco Cioci	ITA	Gold	Ferrari 488 GT3	PROAM	36'05.449	1	01'14.525	01'10	
99	14.50'40.746	Sports and You	PRT	António Coimbra	PRT	Bronze	Luis Silva	PRT	Bronze	Mercedes AMG GT3	AM	36'30.096	2	00'52.856	01'10	00'17.144
55	14.51'37.190	Farnbacher Racing	DEU	Dominik Farnbacher	DEU	Gold	Mario Farnbacher	DEU	Silver	Lexus RC-F GT3	PRO	37'26.389	2	00'46.601	01'10	00'23.399
16	14.51'45.387	Drivex School	ESP	Marcelo Hahn	BRA	Bronze	Allam Khodair	BRA	Gold	Mercedes AMG GT3	PROAM	37'34.561	2	00'54.085	01'10	00'15.915
1	14.52'27.016	Imperiale Racing	ITA	Thomas Biagi	ITA	Gold	Giovanni Venturini	ITA	Gold	Lamborghini Huracan GT3	PRO	38'16.263	2	00'54.749	01'10	00'15.251
7	14.52'29.512	Solaris Motorsport	ITA	Francesco Sini	ITA	Gold	Mauro Calamia	CHE	Silver	Aston Martin Vantage GT3	PRO	38'18.655	2	00'46.900	01'10	00'23.100
51	14.52'32.839	RACE / BMW Team Teo Martin	ESP	Lourenço Beirão da Veiga	PRT	Silver	Nelson Piquet jr	BRA	Platinum	BMW M6 GT3	PRO	38'21.746	2	00'45.021	01'10	00'24.979
54	14.52'33.884	Emil Frey Lexus Racing	CHE	Albert Costa	ESP	Gold	Philipp Frommenwiler	CHE	Silver	Lexus RC-F GT3	PRO	38'23.038	2	01'02.609	01'10	00'07.391
65	14.52'48.432	RACE / BMW Team Teo Martin	ESP	Victor Bouveng	SWE	Silver	Fran Rueda	ESP	Silver	BMW M6 GT3	PRO	38'37.304	2	01'02.740	01'20	00'17.260
555	14.52'48.915	FFF Racing Team by ACM	CHN	Hiroshi Hamaguchi	JPN	Bronze	Vitantonio Liuzzi	ITA	Platinum	Lamborghini Huracan GT3	PROAM	38'37.977	2	00'52.492	01'10	00'17.508
22	14.53'03.259	Shaun Balfe / Balfe Motorsport	GBR	Shaun Balfe	GBR	Bronze	Rob Bell	GBR	Platinum	McLaren 650 S GT3 2015	PROAM	38'52.339	2	00'45.867	01'30	00'44.133
88	14.53'07.851	Garage 59	GBR	Alexander West	SWE	Bronze	Côme Ledogar	FRA	Platinum	McLaren 650 S GT3 2015	PROAM	38'56.885	2	00'46.005	01'10	00'23.995
11	14.53'22.461	Ratón Racing	ITA	Edoardo Liberati	ITA	Silver	Kang Ling	CHN	Silver	Lamborghini Huracan GT3	PRO	39'11.798	2	01'06.427	01'10	00'03.573
48	14.54'00.399	Kaspersky	CHE	Alex Moiseev	RUS	Bronze	Davide Rizzo	ITA	Bronze	Ferrari 488 GT3	AM	39'49.298	2	00'45.004	01'20	00'34.996

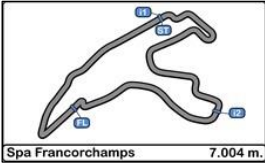


Circuit de Spa
International GT Open
RACE - 2

LAP ANALYSIS

28/05/2017

Number	1			7			8			10			11			
	Lap	Lap Time	Partial	Speed	Lap Time	Partial	Speed	Lap Time	Partial	Speed	Lap Time	Partial	Speed	Lap Time	Partial	Speed
1 ^a - 1	0'43.798	0'43.798		261.453	0'44.525	0'44.525	264.407	0'45.645	0'45.645	252.973	0'43.223	0'43.223	260.001	0'45.473	0'45.473	258.564
1 ^a - 2	1'50.991	1'07.193	Venturini		1'52.394	1'07.869	Calamia	1'53.790	1'08.145	Cioci	1'50.312	1'07.089	Meadows	1'53.110	1'07.637	Liberati
1 ^a - 3	2'27.705	0'36.714		261.453	2'29.395	0'37.001		2'30.615	0'36.825		2'26.950	0'36.638		2'29.941	0'36.831	
2 ^a - 1	0'40.895	0'40.895		260.000	0'40.388	0'40.388	265.910	0'40.259	0'40.259	265.910	0'40.290	0'40.290	267.429	0'40.885	0'40.885	261.453
2 ^a - 2	1'46.369	1'05.474	Venturini		1'47.248	1'06.860	Calamia	1'46.286	1'06.027	Cioci	1'45.755	1'05.465	Meadows	1'47.729	1'06.844	Liberati
2 ^a - 3	2'23.217	0'36.848		260.000	2'24.186	0'36.938		2'23.010	0'36.724		2'22.034	0'36.279		2'24.465	0'36.736	
3 ^a - 1	0'40.555	0'40.555		262.922	0'40.149	0'40.149	267.429	0'40.271	0'40.271	264.407	0'39.775	0'39.775	265.910	0'40.569	0'40.569	261.453
3 ^a - 2	1'46.004	1'05.449	Venturini		1'46.597	1'06.448	Calamia	1'45.598	1'05.327	Cioci	1'45.174	1'05.399	Meadows	1'47.389	1'06.820	Liberati
3 ^a - 3	2'22.214	0'36.210		262.922	2'22.884	0'36.287		2'21.232	0'35.634		2'21.538	0'36.364		2'26.817	0'39.428	
4 ^a - 1	0'40.349	0'40.349		261.453	0'40.018	0'40.018	264.407	0'40.093	0'40.093	262.922	0'39.824	0'39.824	267.429	0'41.245	0'41.245	261.453
4 ^a - 2	1'46.125	1'05.776	Venturini		1'46.098	1'06.080	Calamia	1'44.865	1'04.772	Cioci	1'45.459	1'05.635	Meadows	1'47.733	1'06.488	Liberati
4 ^a - 3	2'22.494	0'36.369		261.453	2'22.527	0'36.429		2'21.312	0'36.447		2'21.511	0'36.052		2'24.163	0'36.430	
5 ^a - 1	0'40.223	0'40.223		262.922	0'39.757	0'39.757	265.910	0'40.069	0'40.069	264.407	0'39.661	0'39.661	262.922	0'40.459	0'40.459	261.453
5 ^a - 2	1'45.745	1'05.522	Venturini		1'45.849	1'06.092	Calamia	1'45.465	1'05.396	Cioci	1'45.074	1'05.413	Meadows	1'45.896	1'05.437	Liberati
5 ^a - 3	2'21.959	0'36.214		262.922	2'22.037	0'36.188		2'21.882	0'36.417		2'21.515	0'36.441		2'23.662	0'37.766	
6 ^a - 1	0'39.992	0'39.992		265.910	0'39.755	0'39.755	265.910	0'40.104	0'40.104	265.910	0'39.846	0'39.846	265.910	0'40.575	0'40.575	258.564
6 ^a - 2	1'45.113	1'05.121	Venturini		1'45.999	1'06.244	Calamia	1'45.066	1'04.962	Cioci	1'45.125	1'05.279	Meadows	1'45.845	1'05.270	Liberati
6 ^a - 3	2'21.241	0'36.128		265.910	2'22.122	0'36.123		2'21.145	0'36.079		2'21.455	0'36.330		2'22.058	0'36.213	
7 ^a - 1	0'40.088	0'40.088		264.407	0'39.784	0'39.784	265.910	0'40.129	0'40.129	265.910	0'39.994	0'39.994	267.429	0'40.465	0'40.465	261.453
7 ^a - 2	1'45.360	1'05.272	Venturini		1'46.146	1'06.362	Calamia	1'45.447	1'05.318	Cioci	1'45.522	1'05.528	Meadows	1'45.978	1'05.513	Liberati
7 ^a - 3	2'21.505	0'36.145		264.407	2'22.286	0'36.140		2'21.807	0'36.360		2'21.844	0'36.322		2'22.653	0'36.675	
8 ^a - 1	0'40.190	0'40.190		265.910	0'39.995	0'39.995	262.922	0'39.979	0'39.979	265.910	0'39.853	0'39.853	267.429	0'40.745	0'40.745	261.453
8 ^a - 2	1'45.297	1'05.107	Venturini		1'46.127	1'06.132	Calamia	1'45.201	1'05.222	Cioci	1'45.050	1'05.197	Meadows	1'48.213	1'07.468	Liberati
8 ^a - 3	2'21.810	0'36.513		265.910	2'22.473	0'36.346		2'21.648	0'36.447		2'21.426	0'36.376		2'24.758	0'36.545	
9 ^a - 1	0'41.656	0'41.656		257.143	0'40.035	0'40.035	265.910	0'41.044	0'41.044	260.000	0'40.086	0'40.086	267.429	0'40.432	0'40.432	261.453
9 ^a - 2	1'47.561	1'05.905	Venturini		1'46.316	1'06.281	Calamia	1'46.306	1'05.262	Cioci	1'45.881	1'05.795	Meadows	1'46.376	1'05.944	Liberati
9 ^a - 3	2'23.575	0'36.014		264.407	2'22.666	0'36.350		2'22.336	0'36.030		2'22.473	0'36.592		2'23.265	0'36.889	
10 ^a - 1	0'39.936	0'39.936		264.407	0'39.932	0'39.932	264.407	0'40.052	0'40.052	264.407	0'39.923	0'39.923	265.910	0'40.471	0'40.471	261.453
10 ^a - 2	1'45.311	1'05.375	Venturini		1'46.154	1'06.222	Calamia	1'45.392	1'05.340	Cioci	1'45.182	1'05.259	Meadows	1'46.891	1'06.420	Liberati
10 ^a - 3	2'21.556	0'36.245		264.407	2'22.287	0'36.133		2'21.746	0'36.354		2'21.682	0'36.500		2'24.031	0'37.140	
11 ^a - 1	0'40.214	0'40.214		262.922	0'39.947	0'39.947	262.922	0'40.011	0'40.011	265.910	0'40.157	0'40.157	265.910	0'40.447	0'40.447	261.453
11 ^a - 2	1'46.358	1'06.144	Venturini		1'47.108	1'07.161	Calamia	1'46.506	1'06.495	Cioci	1'45.452	1'05.295	Meadows	1'46.173	1'05.726	Liberati
11 ^a - 3	2'29.221	0'42.863	PIT		2'24.006	0'36.898		2'22.751	0'36.245		2'21.777	0'36.325		2'23.107	0'36.934	
12 ^a - 1	1'40.566	1'40.566		257.143	0'39.979	0'39.979	262.922	0'40.714	0'40.714	260.001	0'39.691	0'39.691	262.922	0'40.553	0'40.553	257.143
12 ^a - 2	2'46.907	1'06.341	Biagi		1'46.832	1'06.853	Calamia	1'47.375	1'06.661	Cioci	1'45.526	1'05.835	Meadows	1'46.322	1'05.769	Liberati
12 ^a - 3	3'23.672	0'36.765		262.922	2'28.526	0'41.694	PIT	2'23.720	0'36.345		2'22.184	0'36.658		2'28.881	0'42.559	PIT
13 ^a - 1	0'40.448	0'40.448		257.143	1'41.756	1'41.756	255.738	0'39.949	0'39.949	265.910	0'39.868	0'39.868	265.910	1'43.931	1'43.931	251.613
13 ^a - 2	1'46.732	1'06.284	Biagi		2'47.639	1'05.883	Sini	1'45.592	1'05.643	Cioci	1'45.606	1'05.738	Meadows	2'50.146	1'06.215	Ling
13 ^a - 3	2'24.944	0'38.212		257.143	3'25.249	0'37.610		2'21.775	0'36.183		2'28.905	0'43.299	PIT	3'27.766	0'37.620	
14 ^a - 1	0'40.448	0'40.448		258.564	0'39.949	0'39.949	251.613	0'39.875	0'39.875	262.922	1'54.658	1'54.658	262.922	0'41.208	0'41.208	258.564
14 ^a - 2	1'56.747	1'16.299	Biagi		1'54.438	1'14.489	Sini	1'47.943	1'08.068	Cioci	3'08.921	1'14.263	Witt	1'59.274	1'18.066	Ling
14 ^a - 3	2'35.873	0'39.126		258.564	2'34.423	0'39.985		2'26.243	0'38.300		3'54.956	0'46.035	PIT	2'40.029	0'40.755	
15 ^a - 1	0'40.869	0'40.869		200.001	0'40.426	0'40.426	208.929	0'40.171	0'40.171	238.776	1'20.913	1'20.913	211.765	0'42.821	0'42.821	199.149
15 ^a - 2	2'42.162	2'01.293	Biagi		2'39.881	1'59.455	Sini	2'01.060	1'20.889	Cioci	3'13.687	1'52.774	Witt	3'09.092	2'26.271	Ling
15 ^a - 3	3'40.558	0'58.396	PIT		3'38.851	0'58.970	PIT	2'49.618	0'48.558	PIT	4'03.573	0'49.886		4'11.579	1'02.487	PIT
16 ^a - 1	1'30.731	1'30.731		150.483	1'23.734	1'23.734	165.372	2'22.375	2'22.375		0'49.939	0'49.939	196.639	1'41.309	1'41.309	168.346
16 ^a - 2	3'18.081	1'47.350	Biagi		3'09.020	1'45.286	Sini	5'01.470	2'39.095	Perazzini	2'34.737	1'44.798	Witt	3'13.109	1'31.800	Ling
16 ^a - 3	4'15.594	0'57.513		150.483	4'11.480	1'02.460		6'17.777	1'16.307		3'40.219	1'05.482		3'55.959	0'42.850	
17 ^a - 1	1'15.716	1'15.716		118.182	1'14.520	1'14.520	117.000	1'12.591	1'12.591	107.835	1'12.698	1'12.698	131.831	0'52.952	0'52.952	123.158
17 ^a - 2	3'11.106	1'55.390	Biagi		3'11.280	1'56.760	Sini	3'12.569	1'59.978	Perazzini	3'11.401	1'58.703	Witt	2'41.242	1'48.290	Ling
17 ^a - 3	4'20.851	1'09.745		118.182	4'21.180	1'09.900		4'22.174	1'09.605		4'21.367	1'09.966		3'52.473	1'11.231	
18 ^a - 1	1'14.977	1'14.977		131.093	1'13.099	1'13.099	133.334	1'11.271	1'11.271	102.184	1'12.411	1'12.411	128.220	1'15.452	1'15.452	121.876
18 ^a - 2	3'12.472	1'57.495	Biagi		3'12.735	1'59.636	Sini	3'13.069	2'01.798	Perazzini	3'13.022	2'00.611	Witt	3'09.447	1'53.995	Ling
18 ^a - 3	4'22.412	1'09.940		131.093	4'22.789	1'10.054		4'24.383	1'11.314		4'23.851	1'10.829		4'17.886	1'08.439	
19 ^a - 1	0'44.502	0'44.502		161.938	0'44.997	0'44.997	163.067	0'42.625	0'42.625	192.593	0'43.208	0'43.208	219.719	0'43.719	0'43.719	157.047
19 ^a - 2	2'06.264	1'21.762	Biagi		2'10.987											



Circuit de Spa
International GT Open
RACE - 2

LAP ANALYSIS

28/05/2017

Number	1			7			8			10			11		
	Lap Time	Partial	Speed	Lap Time	Partial	Speed	Lap Time	Partial	Speed	Lap Time	Partial	Speed	Lap Time	Partial	Speed
22 ^a - 1	0'42.399	0'42.399	204.367	0'41.923	0'41.923	247.620	0'42.013	0'42.013	216.667	0'42.308	0'42.308	238.776	0'42.278	0'42.278	207.080
22 ^a - 2	2'00.373	1'17.974	Biagi	2'01.107	1'19.184	Sini	1'59.607	1'17.594	Perazzini	2'00.923	1'18.615	Witt	2'00.358	1'18.080	Ling
22 ^a - 3	2'40.305	0'39.932		2'41.290	0'40.183		2'39.405	0'39.798		2'41.083	0'40.160		2'40.162	0'39.804	

Ideal Lap	
0'39.936	0'39.936
1'45.043	1'05.107
2'21.057	0'36.014

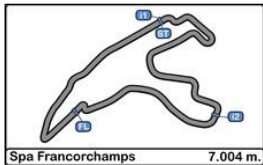
Ideal Lap	
0'39.755	0'39.755
1'45.638	1'05.883
2'21.761	0'36.123

Ideal Lap	
0'39.875	0'39.875
1'44.647	1'04.772
2'20.281	0'35.634

Ideal Lap	
0'39.661	0'39.661
1'44.858	1'05.197
2'20.910	0'36.052

Ideal Lap	
0'40.432	0'40.432
1'45.702	1'05.270
2'21.915	0'36.213

Ideal Best Lap	
0'39.522	0'39.522
1'43.011	1'03.489
2'18.593	0'35.582

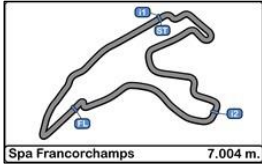


Circuit de Spa
International GT Open
RACE - 2

LAP ANALYSIS

28/05/2017

Number	16			20			22			23			24			
	Lap	Lap Time	Partial	Speed	Lap Time	Partial	Speed	Lap Time	Partial	Speed	Lap Time	Partial	Speed	Lap Time	Partial	Speed
1 ^a - 1	0'42.766	0'42.766		257.143	0'48.536	0'48.536	252.973	0'46.739	0'46.739	252.973	0'41.764	0'41.764	258.564	0'42.151	0'42.151	257.143
1 ^a - 2	1'49.542	1'06.776		Khodair	1'57.550	1'09.014	Pierburg	1'54.810	1'08.071	Balfe	1'47.948	1'06.184	Postiglione	1'48.676	1'06.525	Tappy
1 ^a - 3	2'26.315	0'36.773			2'35.523	0'37.973		2'31.579	0'36.769		2'24.281	0'36.333		2'24.878	0'36.202	
2 ^a - 1	0'40.315	0'40.315		261.453	0'41.367	0'41.367	257.143	0'40.711	0'40.711	264.407	0'40.746	0'40.746	260.000	0'40.503	0'40.503	255.738
2 ^a - 2	1'45.962	1'05.647		Khodair	1'48.037	1'06.670	Pierburg	1'47.441	1'06.730	Balfe	1'46.249	1'05.503	Postiglione	1'46.635	1'06.132	Tappy
2 ^a - 3	2'22.171	0'36.209			2'25.167	0'37.130		2'24.174	0'36.733		2'22.319	0'36.070		2'22.459	0'35.824	
3 ^a - 1	0'40.303	0'40.303		257.143	0'41.026	0'41.026	258.564	0'41.166	0'41.166	260.000	0'40.476	0'40.476	260.001	0'40.488	0'40.488	261.453
3 ^a - 2	1'46.191	1'05.888		Khodair	1'47.324	1'06.298	Pierburg	1'47.387	1'06.221	Balfe	1'45.788	1'05.312	Postiglione	1'45.797	1'05.309	Tappy
3 ^a - 3	2'22.465	0'36.274			2'24.242	0'36.918		2'24.937	0'37.550		2'21.907	0'36.119		2'22.159	0'36.362	
4 ^a - 1	0'40.059	0'40.059		262.922	0'41.087	0'41.087	258.564	0'41.181	0'41.181	258.564	0'40.361	0'40.361	261.453	0'40.309	0'40.309	257.143
4 ^a - 2	1'45.534	1'05.475		Khodair	1'47.743	1'06.656	Pierburg	1'47.110	1'05.929	Balfe	1'45.311	1'04.950	Postiglione	1'46.091	1'05.782	Tappy
4 ^a - 3	2'21.594	0'36.060			2'24.992	0'37.249		2'23.432	0'36.322		2'21.495	0'36.184		2'22.059	0'35.968	
5 ^a - 1	0'40.077	0'40.077		261.453	0'40.791	0'40.791	258.564	0'40.335	0'40.335	260.001	0'40.146	0'40.146	262.922	0'40.241	0'40.241	260.001
5 ^a - 2	1'45.853	1'05.776		Khodair	1'47.177	1'06.386	Pierburg	1'46.108	1'05.773	Balfe	1'45.699	1'05.553	Postiglione	1'46.340	1'06.099	Tappy
5 ^a - 3	2'21.967	0'36.114			2'24.185	0'37.008		2'22.452	0'36.344		2'22.198	0'36.499		2'22.485	0'36.145	
6 ^a - 1	0'39.891	0'39.891		264.407	0'40.587	0'40.587	261.453	0'40.402	0'40.402	260.001	0'40.126	0'40.126	265.910	0'40.201	0'40.201	261.453
6 ^a - 2	1'45.688	1'05.797		Khodair	1'47.347	1'06.760	Pierburg	1'46.586	1'06.184	Balfe	1'45.691	1'05.565	Postiglione	1'45.746	1'05.545	Tappy
6 ^a - 3	2'21.973	0'36.285			2'24.578	0'37.231		2'23.383	0'36.797		2'21.978	0'36.287		2'21.738	0'35.992	
7 ^a - 1	0'40.096	0'40.096		262.922	0'40.718	0'40.718	261.453	0'40.268	0'40.268	261.453	0'40.201	0'40.201	261.453	0'40.160	0'40.160	260.000
7 ^a - 2	1'45.458	1'05.362		Khodair	1'46.771	1'06.053	Pierburg	1'46.138	1'05.870	Balfe	1'45.076	1'04.875	Postiglione	1'45.764	1'05.604	Tappy
7 ^a - 3	2'21.698	0'36.240			2'23.674	0'36.903		2'23.344	0'37.206		2'21.095	0'36.019		2'21.883	0'36.119	
8 ^a - 1	0'39.843	0'39.843		264.407	0'40.935	0'40.935	258.564	0'40.534	0'40.534	260.000	0'40.418	0'40.418	260.000	0'40.305	0'40.305	260.000
8 ^a - 2	1'45.119	1'05.276		Khodair	1'48.151	1'07.216	Pierburg	1'48.258	1'07.724	Balfe	1'45.746	1'05.328	Postiglione	1'46.929	1'06.624	Tappy
8 ^a - 3	2'21.234	0'36.115			2'25.298	0'37.147		2'24.636	0'36.378		2'22.117	0'36.371		2'23.099	0'36.170	
9 ^a - 1	0'40.016	0'40.016		260.000	0'40.748	0'40.748	261.453	0'40.355	0'40.355	260.000	0'40.214	0'40.214	258.564	0'40.231	0'40.231	262.922
9 ^a - 2	1'45.261	1'05.245		Khodair	1'47.867	1'07.119	Pierburg	1'46.609	1'06.254	Balfe	1'46.073	1'05.859	Postiglione	1'46.030	1'05.799	Tappy
9 ^a - 3	2'21.586	0'36.325			2'26.657	0'38.790		2'23.632	0'37.023		2'22.498	0'36.425		2'22.135	0'36.105	
10 ^a - 1	0'40.365	0'40.365		257.143	0'40.933	0'40.933	257.143	0'40.462	0'40.462	258.564	0'40.335	0'40.335	258.564	0'40.184	0'40.184	258.564
10 ^a - 2	1'46.119	1'05.754		Khodair	1'48.606	1'07.673	Pierburg	1'46.604	1'06.142	Balfe	1'45.439	1'05.104	Postiglione	1'47.211	1'07.027	Tappy
10 ^a - 3	2'22.300	0'36.181			2'32.555	0'43.949	PIT	2'23.074	0'36.470		2'21.844	0'36.405		2'23.527	0'36.316	
11 ^a - 1	0'40.357	0'40.357		260.001	1'43.817	1'43.817	257.143	0'40.313	0'40.313	258.564	0'40.283	0'40.283	258.564	0'40.245	0'40.245	260.000
11 ^a - 2	1'45.839	1'05.482		Khodair	2'48.295	1'04.478	Szymkowiak	1'46.429	1'06.116	Balfe	1'45.493	1'05.210	Postiglione	1'46.481	1'06.236	Tappy
11 ^a - 3	2'21.958	0'36.119			3'24.419	0'36.124		2'31.000	0'44.571	PIT	2'21.662	0'36.169		2'22.670	0'36.189	
12 ^a - 1	0'39.798	0'39.798		261.453	0'39.933	0'39.933	261.453	2'00.450	2'00.450	258.564	0'40.304	0'40.304	260.001	0'41.052	0'41.052	254.348
12 ^a - 2	1'45.347	1'05.549		Khodair	1'44.480	1'04.547	Szymkowiak	3'05.077	1'04.627	Bell	1'45.838	1'05.534	Postiglione	1'47.451	1'06.399	Tappy
12 ^a - 3	2'21.676	0'36.329			2'20.576	0'36.096		3'40.967	0'35.890		2'22.206	0'36.368		2'23.804	0'36.353	
13 ^a - 1	0'39.956	0'39.956		261.453	0'40.029	0'40.029	260.000	0'40.418	0'40.418	258.564	0'40.266	0'40.266	260.000	0'40.237	0'40.237	255.738
13 ^a - 2	1'45.687	1'05.731		Khodair	1'45.333	1'05.304	Szymkowiak	1'45.789	1'05.371	Bell	1'45.714	1'05.448	Postiglione	1'46.833	1'06.596	Tappy
13 ^a - 3	2'22.274	0'36.587			2'23.026	0'37.693		2'24.062	0'38.273		2'22.294	0'36.580		2'23.309	0'36.476	
14 ^a - 1	0'40.035	0'40.035		260.001	0'39.757	0'39.757	261.453	0'40.073	0'40.073	260.000	0'40.205	0'40.205	260.000	0'40.279	0'40.279	261.453
14 ^a - 2	1'48.913	1'08.878		Khodair	1'55.465	1'15.708	Szymkowiak	1'57.148	1'17.075	Bell	1'49.563	1'09.358	Postiglione	1'50.177	1'09.898	Tappy
14 ^a - 3	2'35.077	0'46.164		PIT	2'33.509	0'38.044		2'36.995	0'39.847		2'28.209	0'38.646		2'35.378	0'45.201	PIT
15 ^a - 1	1'45.476	1'45.476		230.542	0'39.954	0'39.954	211.765	0'40.419	0'40.419	211.765	0'40.624	0'40.624	231.684	1'43.893	1'43.893	213.699
15 ^a - 2	3'19.661	1'34.185		Hahn	3'06.954	2'27.000	Szymkowiak	2'45.446	2'05.027	Bell	2'02.089	1'21.465	Postiglione	3'08.033	1'24.140	Benham
15 ^a - 3	4'15.671	0'56.010		PIT	4'00.971	0'54.017		3'39.932	0'54.486	PIT	2'49.801	0'47.712	PIT	3'55.357	0'47.324	
16 ^a - 1	1'26.841	1'26.841		214.679	0'44.293	0'44.293	155.482	1'16.690	1'16.690	172.694	2'25.965	2'25.965	Fontana	1'08.848	1'08.848	
16 ^a - 2	3'36.998	2'10.157		Hahn	4'24.888	3'40.595	Szymkowiak	2'49.573	1'32.883	Bell	5'04.979	2'39.014	Fontana	3'47.286	2'38.438	Benham
16 ^a - 3	4'52.889	1'15.891			6'40.045	2'15.157	PIT	3'43.827	0'54.254		6'21.277	1'16.298		5'03.611	1'16.325	
17 ^a - 1	1'12.761	1'12.761		109.860				1'17.905	1'17.905		1'12.912	1'12.912	112.500	1'13.082	1'13.082	114.426
17 ^a - 2	3'11.927	1'59.166		Hahn				3'09.407	1'51.502	Bell	3'13.193	2'00.281	Fontana	3'12.553	1'59.471	Benham
17 ^a - 3	4'21.791	1'09.864						4'19.794	1'10.387		4'22.752	1'09.559		4'22.235	1'09.682	
18 ^a - 1	1'12.540	1'12.540		132.955				1'16.024	1'16.024	120.001	1'11.617	1'11.617	102.184	1'12.537	1'12.537	124.801
18 ^a - 2	3'13.023	2'00.483		Hahn				3'11.798	1'55.774	Bell	3'13.393	2'01.776	Fontana	3'12.575	2'00.038	Benham
18 ^a - 3	4'23.288	1'10.265						4'20.439	1'08.641		4'24.287	1'10.894		4'23.620	1'11.045	
19 ^a - 1	0'43.176	0'43.176		205.264				0'43.838	0'43.838	160.274	0'42.894	0'42.894	202.598	0'43.340	0'43.340	196.639
19 ^a - 2	2'02.915	1'19.739		Hahn				2'04.292	1'20.454	Bell	2'01.752	1'18.858	Fontana	2'03.171	1'19.831	Benham
19 ^a - 3	2'44.542	0'41.627						2'44.996	0'40.704		2'42.598	0'40.846		2'43.537	0'40.366	



Circuit de Spa
International GT Open
RACE - 2

LAP ANALYSIS

28/05/2017

Number	16			20			22			23			24		
Lap	Lap Time	Partial	Speed	Lap Time	Partial	Speed	Lap Time	Partial	Speed	Lap Time	Partial	Speed	Lap Time	Partial	Speed
22 ^a - 1	0'43.763	0'43.763	231.684				0'43.728	0'43.728	207.080	0'42.786	0'42.786	217.675	0'42.150	0'42.150	209.866
22 ^a - 2	2'04.485	1'20.722	Hahn				2'03.395	1'19.667	Bell				2'02.326	1'20.176	Benham
22 ^a - 3	2'44.979	0'40.494					2'42.703	0'39.308					2'42.908	0'40.582	

Ideal Lap	
0'39.798	0'39.798
1'45.043	1'05.245
2'21.103	0'36.060

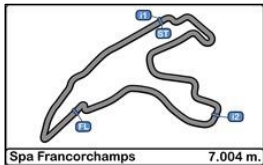
Ideal Lap	
0'39.757	0'39.757
1'44.235	1'04.478
2'20.331	0'36.096

Ideal Lap	
0'40.073	0'40.073
1'44.700	1'04.627
2'20.590	0'35.890

Ideal Lap	
0'40.126	0'40.126
1'45.001	1'04.875
2'21.020	0'36.019

Ideal Lap	
0'40.160	0'40.160
1'45.469	1'05.309
2'21.293	0'35.824

Ideal Best Lap	
0'39.522	0'39.522
1'43.011	1'03.489
2'18.593	0'35.582

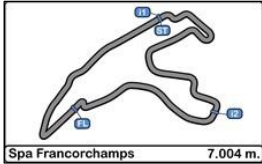


Circuit de Spa
International GT Open
RACE - 2

LAP ANALYSIS

28/05/2017

Number	48			51			54			55			65			
	Lap	Lap Time	Partial	Speed	Lap Time	Partial	Speed	Lap Time	Partial	Speed	Lap Time	Partial	Speed	Lap Time	Partial	Speed
1 ^a - 1	0'48.364	0'48.364		258.564	0'44.141	0'44.141	231.684	0'42.873	0'42.873	262.922	0'42.214	0'42.214	261.453	0'45.538	0'45.538	262.922
1 ^a - 2	1'56.808	1'08.444	Rizzo		1'51.951	1'07.810	Piquet jr	1'49.898	1'07.025	Frommenwile	1'48.912	1'06.698	Farnbacher	1'53.553	1'08.015	Bouvang
1 ^a - 3	2'33.784	0'36.976			2'29.171	0'37.220		2'26.729	0'36.831		2'25.351	0'36.439		2'30.608	0'37.055	
2 ^a - 1	0'40.918	0'40.918		261.453	0'40.095	0'40.095	264.407	0'41.143	0'41.143	262.922	0'40.046	0'40.046	265.910	0'41.162	0'41.162	264.407
2 ^a - 2	1'48.428	1'07.510	Rizzo		1'45.478	1'05.383	Piquet jr	1'46.804	1'05.661	Frommenwile	1'46.332	1'06.286	Farnbacher	1'47.576	1'06.414	Bouvang
2 ^a - 3	2'25.209	0'36.781			2'21.419	0'35.941		2'22.819	0'36.015		2'22.707	0'36.375		2'24.421	0'36.845	
3 ^a - 1	0'40.347	0'40.347		261.453	0'39.921	0'39.921	268.966	0'40.498	0'40.498	262.922	0'39.957	0'39.957	262.922	0'40.537	0'40.537	265.910
3 ^a - 2	1'47.360	1'07.013	Rizzo		1'45.798	1'05.877	Piquet jr	1'46.525	1'06.027	Frommenwile	1'45.385	1'05.428	Farnbacher	1'47.052	1'06.515	Bouvang
3 ^a - 3	2'24.012	0'36.652			2'21.933	0'36.135		2'22.643	0'36.118		2'21.999	0'36.614		2'26.036	0'38.984	
4 ^a - 1	0'40.672	0'40.672		243.750	0'40.172	0'40.172	265.910	0'40.244	0'40.244	264.407	0'39.695	0'39.695	262.922	0'41.255	0'41.255	255.738
4 ^a - 2	1'47.921	1'07.249	Rizzo		1'46.200	1'06.028	Piquet jr	1'46.804	1'06.560	Frommenwile	1'44.389	1'04.694	Farnbacher	1'47.226	1'05.971	Bouvang
4 ^a - 3	2'24.564	0'36.643			2'22.116	0'35.916		2'23.168	0'36.364		2'20.383	0'35.994		2'23.786	0'36.560	
5 ^a - 1	0'40.203	0'40.203		260.001	0'39.931	0'39.931	265.910	0'40.035	0'40.035	264.407	0'39.806	0'39.806	264.407	0'40.184	0'40.184	267.429
5 ^a - 2	1'48.115	1'07.912	Rizzo		1'44.930	1'04.999	Piquet jr	1'45.619	1'05.584	Frommenwile	1'45.555	1'05.749	Farnbacher	1'46.157	1'05.973	Bouvang
5 ^a - 3	2'24.957	0'36.842			2'20.884	0'35.954		2'21.745	0'36.126		2'22.219	0'36.664		2'22.364	0'36.207	
6 ^a - 1	0'41.627	0'41.627		260.001	0'40.080	0'40.080	264.407	0'39.912	0'39.912	264.407	0'39.748	0'39.748	265.910	0'40.083	0'40.083	265.910
6 ^a - 2	1'48.625	1'06.998	Rizzo		1'45.108	1'05.028	Piquet jr	1'45.103	1'05.191	Frommenwile	1'45.528	1'05.780	Farnbacher	1'46.308	1'06.225	Bouvang
6 ^a - 3	2'27.378	0'38.753			2'21.446	0'36.338		2'21.275	0'36.172		2'21.933	0'36.405		2'23.092	0'36.784	
7 ^a - 1	0'40.256	0'40.256		262.922	0'39.938	0'39.938	265.910	0'39.955	0'39.955	265.910	0'40.080	0'40.080	265.910	0'40.212	0'40.212	265.910
7 ^a - 2	1'46.124	1'05.868	Rizzo		1'45.365	1'05.427	Piquet jr	1'45.342	1'05.387	Frommenwile	1'45.384	1'05.304	Farnbacher	1'46.098	1'05.886	Bouvang
7 ^a - 3	2'22.844	0'36.720			2'21.665	0'36.300		2'21.350	0'36.008		2'21.321	0'35.937		2'23.186	0'37.088	
8 ^a - 1	0'41.203	0'41.203		260.000	0'39.957	0'39.957	268.966	0'39.971	0'39.971	264.407	0'40.158	0'40.158	265.910	0'40.326	0'40.326	268.966
8 ^a - 2	1'48.272	1'07.069	Rizzo		1'46.207	1'06.250	Piquet jr	1'45.515	1'05.544	Frommenwile	1'45.392	1'05.234	Farnbacher	1'46.889	1'06.563	Bouvang
8 ^a - 3	2'25.232	0'36.960			2'22.632	0'36.425		2'22.343	0'36.828		2'22.022	0'36.630		2'23.085	0'36.196	
9 ^a - 1	0'40.993	0'40.993		260.000	0'39.877	0'39.877	265.910	0'41.940	0'41.940	255.738	0'39.891	0'39.891	265.910	0'40.214	0'40.214	264.407
9 ^a - 2	1'47.998	1'07.005	Rizzo		1'45.759	1'05.882	Piquet jr	1'48.331	1'06.391	Frommenwile	1'45.891	1'06.000	Farnbacher	1'45.599	1'05.385	Bouvang
9 ^a - 3	2'26.616	0'38.618			2'22.158	0'36.399		2'24.589	0'36.258		2'22.744	0'36.853		2'21.988	0'36.389	
10 ^a - 1	0'41.534	0'41.534		250.268	0'39.669	0'39.669	267.429	0'39.954	0'39.954	265.910	0'40.404	0'40.404	264.407	0'40.031	0'40.031	264.407
10 ^a - 2	1'49.542	1'08.008	Rizzo		1'45.475	1'05.806	Piquet jr	1'46.091	1'06.137	Frommenwile	1'45.781	1'05.377	Farnbacher	1'45.500	1'05.469	Bouvang
10 ^a - 3	2'27.085	0'37.543			2'21.429	0'35.954		2'22.323	0'36.232		2'22.378	0'36.597		2'21.943	0'36.443	
11 ^a - 1	0'40.550	0'40.550		258.564	0'39.942	0'39.942	265.910	0'39.875	0'39.875	265.910	0'40.107	0'40.107	264.407	0'40.066	0'40.066	262.922
11 ^a - 2	1'46.438	1'05.888	Rizzo		1'45.204	1'05.262	Piquet jr	1'46.036	1'06.161	Frommenwile	1'45.403	1'05.296	Farnbacher	1'45.826	1'05.760	Bouvang
11 ^a - 3	2'23.838	0'37.400			2'21.334	0'36.130		2'22.831	0'42.795	PIT	2'27.983	0'42.580	PIT	2'28.790	0'42.964	PIT
12 ^a - 1	0'40.561	0'40.561		257.143	0'39.815	0'39.815	265.910	1'55.556	1'55.556	257.143	1'41.208	1'41.208	257.143	1'53.065	1'53.065	258.564
12 ^a - 2	1'46.724	1'06.163	Rizzo		1'44.995	1'05.180	Piquet jr	2'59.833	1'04.277	Costa	2'44.697	1'03.489	Farnbacher	2'57.071	1'04.006	Rueda
12 ^a - 3	2'31.939	0'45.215	PIT		2'21.338	0'36.343		3'35.745	0'35.912		3'20.688	0'35.991		3'33.373	0'36.302	
13 ^a - 1	1'56.068	1'56.068		254.348	0'39.884	0'39.884	265.910	0'39.671	0'39.671	261.453	0'39.955	0'39.955	262.922	0'40.007	0'40.007	262.922
13 ^a - 2	3'07.528	1'11.460	Moiseev		1'45.454	1'05.570	Piquet jr	1'43.791	1'04.120	Costa	1'43.697	1'03.742	Farnbacher	1'45.654	1'05.647	Rueda
13 ^a - 3	3'47.459	0'39.931			2'28.746	0'43.292	PIT	2'20.594	0'36.803		2'20.056	0'36.359		2'23.293	0'37.639	
14 ^a - 1	0'40.561	0'40.561		254.348	1'43.033	1'43.033	258.564	0'39.708	0'39.708	264.407	0'39.838	0'39.838	262.922	0'39.944	0'39.944	262.922
14 ^a - 2	2'04.484	1'23.923	Moiseev		2'58.627	1'15.594	Seirão da Veig	1'52.254	1'12.546	Costa	1'51.606	1'11.768	Farnbacher	1'53.884	1'13.940	Rueda
14 ^a - 3	2'50.468	0'45.984			3'39.723	0'41.096		2'30.417	0'38.163		2'29.409	0'37.803		2'33.393	0'39.509	
15 ^a - 1	0'43.076	0'43.076		161.380	0'41.002	0'41.002	197.469	0'40.140	0'40.140	203.479	0'40.065	0'40.065	254.348	0'40.880	0'40.880	195.000
15 ^a - 2	2'58.357	2'15.281	Moiseev		2'49.709	2'08.707	Seirão da Veig	2'42.602	2'02.462	Costa	2'15.600	1'35.535	Farnbacher	2'41.918	2'01.038	Rueda
15 ^a - 3	3'59.240	1'00.883	PIT		3'50.919	1'01.210	PIT	3'43.824	1'01.222	PIT	3'10.455	0'54.855	PIT	3'43.126	1'01.208	PIT
16 ^a - 1	1'17.701	1'17.701		187.201	1'21.680	1'21.680	144.892	1'34.507	1'34.507	193.389	1'18.902	1'18.902	189.474	1'35.237	1'35.237	187.201
16 ^a - 2	3'00.415	1'42.714	Moiseev		3'06.562	1'44.882	Seirão da Veig	3'14.053	1'39.546	Costa	3'43.692	2'24.790	Farnbacher	3'06.954	1'31.717	Rueda
16 ^a - 3	3'45.083	0'44.668			4'09.040	1'02.478		4'10.094	0'56.041		5'00.407	1'16.715		4'00.050	0'53.096	
17 ^a - 1	0'46.434	0'46.434		175.281	1'15.064	1'15.064	112.500	1'17.817	1'17.817	136.047	1'12.661	1'12.661	111.429	1'18.287	1'18.287	106.850
17 ^a - 2	2'16.386	1'29.952	Moiseev		3'11.435	1'56.371	Seirão da Veig	3'10.663	1'52.846	Costa	3'11.884	1'59.223	Farnbacher	3'09.498	1'51.211	Rueda
17 ^a - 3	3'26.868	1'10.482			4'21.288	1'09.853		4'20.767	1'10.104		4'21.979	1'10.095		4'19.714	1'10.216	
18 ^a - 1	1'15.824	1'15.824		113.044	1'13.863	1'13.863	157.576	1'15.915	1'15.915	132.204	1'12.209	1'12.209	128.572	1'16.195	1'16.195	114.706
18 ^a - 2	3'09.613	1'53.789	Moiseev		3'12.519	1'58.656	Seirão da Veig	3'11.988	1'56.073	Costa	3'12.817	2'00.608	Farnbacher	3'11.594	1'55.399	Rueda
18 ^a - 3	4'18.297	1'08.684			4'22.678	1'10.159		4'21.667	1'09.679		4'22.606	1'09.789		4'20.324	1'08.730	
19 ^a - 1	0'44.012	0'44.012		155.482	0'44.017	0'44.017	175.281	0'42.956	0'42.956	195.816	0'42.623	0'42.623	196.639	0'44.222	0'44.222	168.954
19 ^a - 2	2'06.453	1'22.441	Moiseev		2'05.034	1'21.017	Seirão da Veig	2'00.736	1'17.780	Costa						



Circuit de Spa
International GT Open
RACE - 2

LAP ANALYSIS

28/05/2017

Number	48			51			54			55			65		
Lap	Lap Time	Partial	Speed	Lap Time	Partial	Speed	Lap Time	Partial	Speed	Lap Time	Partial	Speed	Lap Time	Partial	Speed
22 ^a - 1	0'43.065	0'43.065	238.776	0'42.110	0'42.110	213.699	0'42.314	0'42.314	215.669	0'41.715	0'41.715	228.293	0'41.940	0'41.940	227.185
22 ^a - 2	2'03.218	1'20.153	Moiseev	2'04.512	1'22.402	Seirão da Veig	2'02.459	1'20.145	Costa	1'58.110	1'16.395	Farnbacher	2'00.987	1'19.047	Rueda
22 ^a - 3	2'44.594	0'41.376		2'45.862	0'41.350		2'42.109	0'39.650		2'38.466	0'40.356		2'40.429	0'39.442	

Ideal Lap	
0'40.203	0'40.203
1'46.071	1'05.868
2'22.714	0'36.643

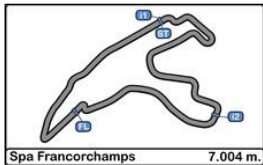
Ideal Lap	
0'39.669	0'39.669
1'44.668	1'04.999
2'20.584	0'35.916

Ideal Lap	
0'39.671	0'39.671
1'43.791	1'04.120
2'19.703	0'35.912

Ideal Lap	
0'39.695	0'39.695
1'43.184	1'03.489
2'19.121	0'35.937

Ideal Lap	
0'39.944	0'39.944
1'43.950	1'04.006
2'20.146	0'36.196

Ideal Best Lap	
0'39.522	0'39.522
1'43.011	1'03.489
2'18.593	0'35.582

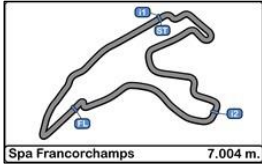


Circuit de Spa
International GT Open
RACE - 2

LAP ANALYSIS

28/05/2017

Number	88			90			99			488			555			
	Lap	Lap Time	Partial	Speed	Lap Time	Partial	Speed	Lap Time	Partial	Speed	Lap Time	Partial	Speed	Lap Time	Partial	Speed
1 ^a - 1	0'47.837	0'47.837		257.143	0'45.843	0'45.843	231.684	0'49.820	0'49.820	255.738	0'44.019	0'44.019	257.143	0'46.551	0'46.551	258.564
1 ^a - 2	1'56.368	1'08.531	West		1'54.161	1'08.318	Dejonghe	2'00.023	1'10.203	Silva	1'51.584	1'07.565	Ramos	1'55.480	1'08.929	Hamaguchi
1 ^a - 3	2'33.398	0'37.030			2'31.073	0'36.912		2'38.680	0'38.657		2'28.483	0'36.899		2'33.005	0'37.525	
2 ^a - 1	0'40.854	0'40.854		260.001	0'40.984	0'40.984	251.613	0'42.228	0'42.228	252.973	0'40.792	0'40.792	257.143	0'41.028	0'41.028	261.453
2 ^a - 2	1'48.187	1'07.333	West		1'47.376	1'06.392	Dejonghe	1'51.608	1'09.380	Silva	1'47.589	1'06.797	Ramos	1'47.984	1'06.956	Hamaguchi
2 ^a - 3	2'24.792	0'36.605			2'24.120	0'36.744		2'30.171	0'38.563		2'24.450	0'36.861		2'24.598	0'36.614	
3 ^a - 1	0'40.552	0'40.552		262.922	0'40.694	0'40.694	257.143	0'42.558	0'42.558	251.613	0'40.978	0'40.978	231.684	0'40.795	0'40.795	262.922
3 ^a - 2	1'47.826	1'07.274	West		1'47.133	1'06.439	Dejonghe	1'51.045	1'08.487	Silva	1'48.651	1'07.673	Ramos	1'46.974	1'06.179	Hamaguchi
3 ^a - 3	2'24.320	0'36.494			2'24.820	0'37.687		2'29.136	0'38.091		2'27.068	0'38.417		2'24.011	0'37.037	
4 ^a - 1	0'41.047	0'41.047		261.453	0'40.298	0'40.298	261.453	0'42.038	0'42.038	251.613	0'43.375	0'43.375	237.564	0'40.968	0'40.968	264.407
4 ^a - 2	1'48.135	1'07.088	West		1'45.524	1'05.226	Dejonghe	1'50.702	1'08.664	Silva	1'55.195	1'11.820	Ramos	1'48.028	1'07.060	Hamaguchi
4 ^a - 3	2'24.690	0'36.555			2'21.673	0'36.149		2'29.168	0'38.466		2'42.346	0'47.151	PIT	2'24.726	0'36.698	
5 ^a - 1	0'40.461	0'40.461		261.453	0'40.240	0'40.240	262.922	0'42.194	0'42.194	254.348				0'40.357	0'40.357	262.922
5 ^a - 2	1'48.196	1'07.735	West		1'45.310	1'05.070	Dejonghe	1'50.478	1'08.284	Silva				1'46.494	1'06.137	Hamaguchi
5 ^a - 3	2'25.077	0'36.881			2'21.371	0'36.061		2'28.347	0'37.869					2'23.047	0'36.553	
6 ^a - 1	0'41.115	0'41.115		260.001	0'40.116	0'40.116	264.407	0'41.942	0'41.942	254.348				0'40.987	0'40.987	262.922
6 ^a - 2	1'48.254	1'07.139	West		1'45.212	1'05.096	Dejonghe	1'50.033	1'08.091	Silva				1'47.007	1'06.020	Hamaguchi
6 ^a - 3	2'25.026	0'36.772			2'21.333	0'36.121		2'28.093	0'38.060					2'23.206	0'36.199	
7 ^a - 1	0'40.975	0'40.975		258.564	0'39.932	0'39.932	264.407	0'41.463	0'41.463	255.738				0'40.464	0'40.464	262.922
7 ^a - 2	1'47.544	1'06.569	West		1'45.353	1'05.421	Dejonghe	1'49.073	1'07.610	Silva				1'46.598	1'06.134	Hamaguchi
7 ^a - 3	2'24.324	0'36.780			2'25.350	0'39.997		2'26.889	0'37.816					2'23.038	0'36.440	
8 ^a - 1	0'40.883	0'40.883		258.564	0'46.966	0'46.966	160.825	0'41.973	0'41.973	254.348				0'40.469	0'40.469	261.453
8 ^a - 2	1'48.515	1'07.632	West		2'03.908	1'16.942	Dejonghe	1'49.494	1'07.521	Silva				1'47.161	1'06.692	Hamaguchi
8 ^a - 3	2'25.367	0'36.852						2'27.651	0'38.157					2'23.706	0'36.545	
9 ^a - 1	0'40.908	0'40.908		260.000	0'41.642	0'41.642		0'41.642	0'41.642	252.973				0'40.235	0'40.235	264.407
9 ^a - 2	1'48.451	1'07.543	West		1'48.937	1'07.295		1'48.937	1'07.295	Silva				1'47.109	1'06.874	Hamaguchi
9 ^a - 3	2'27.752	0'39.301			2'26.943	0'38.006		2'26.943	0'38.006					2'23.784	0'36.675	
10 ^a - 1	0'41.057	0'41.057		260.001	0'41.598	0'41.598		0'41.598	0'41.598	254.348				0'40.560	0'40.560	262.922
10 ^a - 2	1'49.128	1'08.071	West		1'51.343	1'09.745		1'51.343	1'09.745	Silva				1'46.957	1'06.397	Hamaguchi
10 ^a - 3	2'33.475	0'44.347	PIT		2'40.211	0'48.868		2'40.211	0'48.868	PIT				2'23.581	0'36.624	
11 ^a - 1	1'41.875	1'41.875		258.564	1'45.145	1'45.145		1'45.145	1'45.145	217.675				0'40.265	0'40.265	264.407
11 ^a - 2	2'45.842	1'03.967	Ledogar		2'53.123	1'07.978		2'53.123	1'07.978	Coimbra				1'47.098	1'06.833	Hamaguchi
11 ^a - 3	3'21.463	0'35.621			3'30.372	0'37.249		3'30.372	0'37.249					2'32.190	0'45.092	PIT
12 ^a - 1	0'39.589	0'39.589		262.922	0'41.149	0'41.149		0'41.149	0'41.149	254.348				1'42.207	1'42.207	252.973
12 ^a - 2	1'43.586	1'03.997	Ledogar		1'47.543	1'06.394		1'47.543	1'06.394	Coimbra				2'46.987	1'04.780	Liuzzi
12 ^a - 3	2'19.168	0'35.582			2'24.640	0'37.097		2'24.640	0'37.097					3'23.274	0'36.287	
13 ^a - 1	0'39.522	0'39.522		262.922	0'41.365	0'41.365		0'41.365	0'41.365	254.348				0'40.430	0'40.430	260.000
13 ^a - 2	1'45.022	1'05.500	Ledogar		1'53.656	1'12.291		1'53.656	1'12.291	Coimbra				1'47.187	1'06.757	Liuzzi
13 ^a - 3	2'23.331	0'38.309			2'33.168	0'39.512		2'33.168	0'39.512					2'24.683	0'37.496	
14 ^a - 1	0'39.743	0'39.743		261.453	0'41.732	0'41.732		0'41.732	0'41.732	219.719				0'40.361	0'40.361	262.922
14 ^a - 2	1'53.858	1'14.115	Ledogar		2'07.269	1'25.537		2'07.269	1'25.537	Coimbra				1'55.557	1'15.196	Liuzzi
14 ^a - 3	2'33.496	0'39.638			3'01.829	0'54.560		3'01.829	0'54.560	PIT				2'35.024	0'39.467	
15 ^a - 1	0'41.267	0'41.267		220.755	1'59.326	1'59.326		1'59.326	1'59.326					0'41.387	0'41.387	207.080
15 ^a - 2	3'02.903	2'21.636	Ledogar		4'38.314	2'38.988		4'38.314	2'38.988	Coimbra				2'43.671	2'02.284	Liuzzi
15 ^a - 3	3'56.476	0'53.573	PIT		5'54.467	1'16.153		5'54.467	1'16.153					3'41.457	0'57.786	PIT
16 ^a - 1	1'16.822	1'16.822		187.201	1'12.682	1'12.682		1'12.682	1'12.682	107.835				1'26.326	1'26.326	182.813
16 ^a - 2	2'48.172	1'31.350	Ledogar		3'12.491	1'59.809		3'12.491	1'59.809	Coimbra				3'03.132	1'36.806	Liuzzi
16 ^a - 3	3'41.687	0'53.515			4'22.362	1'09.871		4'22.362	1'09.871					3'56.603	0'53.471	
17 ^a - 1	1'19.614	1'19.614		109.346	1'11.656	1'11.656		1'11.656	1'11.656	117.000				1'18.003	1'18.003	152.942
17 ^a - 2	3'08.984	1'49.370	Ledogar		3'12.625	2'00.969		3'12.625	2'00.969	Coimbra				3'10.087	1'52.084	Liuzzi
17 ^a - 3	4'20.701	1'11.717			4'23.644	1'11.019		4'23.644	1'11.019					4'20.327	1'10.240	
18 ^a - 1	1'15.681	1'15.681		118.182	0'43.715	0'43.715		0'43.715	0'43.715	177.947				1'15.980	1'15.980	118.782
18 ^a - 2	3'09.831	1'54.150	Ledogar		2'08.723	1'25.008		2'08.723	1'25.008	Coimbra				3'11.916	1'55.936	Liuzzi
18 ^a - 3	4'18.055	1'08.224			2'51.980	0'43.257		2'51.980	0'43.257					4'21.109	1'09.193	
19 ^a - 1	0'44.000	0'44.000		159.184	0'44.733	0'44.733		0'44.733	0'44.733	193.389				0'44.680	0'44.680	161.938
19 ^a - 2	2'04.073	1'20.073	Ledogar		2'06.565	1'21.832		2'06.565	1'21.832	Coimbra				2'05.694	1'21.014	Liuzzi
19 ^a - 3	2'43.775	0'39.702			2'48.695	0'42.130		2'48.695	0'42.130					2'47.017	0'41.323	
20 ^a - 1	0'41.719	0'41.719		201.725	0'43.133	0'43.133		0'43.133	0'43.133	237.564				0'42.634	0'42.634	208.929
20 ^a - 2	1'59.744	1'18.025	Ledogar		2'03.217	1'20.084		2'03.217	1'20.084	Coimbra				2'01.329	1'18.695	Liuzzi
20 ^a - 3	2'39.105	0'39.361			2'44.427	0'41.210		2'44.427	0'41.210					2'41.967	0'40.638	
21 ^a - 1	0'41.436	0'41.436		208.929	0'43.323	0'43.323		0'43.323	0'43.323	237.564				0'42.787	0'42.787	209.866
21 ^a - 2	1'59.043	1'17.607	Ledogar		2'03.559	1'20.236		2'03.559	1'20.236	Coimbra						



Circuit de Spa
International GT Open
RACE - 2

LAP ANALYSIS

28/05/2017

Number	88			90			99			488			555			
	Lap	Lap Time	Partial	Speed	Lap Time	Partial	Speed	Lap Time	Partial	Speed	Lap Time	Partial	Speed	Lap Time	Partial	Speed
22 ^a - 1	0'41.843	0'41.843		215.669										0'44.348	0'44.348	228.293
22 ^a - 2	1'59.400	1'17.557		Ledogar										2'02.683	1'18.335	Liuzzi
22 ^a - 3	2'38.440	0'39.040												2'42.886	0'40.203	

Ideal Lap	
0'39.522	0'39.522
1'43.489	1'03.967
2'19.071	0'35.582

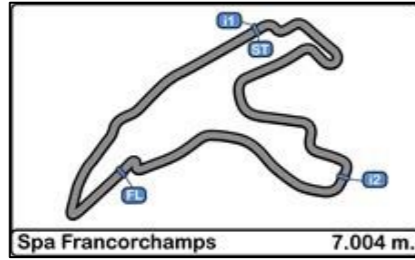
Ideal Lap	
0'39.932	0'39.932
1'45.002	1'05.070
2'21.063	0'36.061

Ideal Lap	
0'41.149	0'41.149
1'47.543	1'06.394
2'24.640	0'37.097

Ideal Lap	
0'40.792	0'40.792
1'47.589	1'06.797
2'24.450	0'36.861

Ideal Lap	
0'40.235	0'40.235
1'45.015	1'04.780
2'21.214	0'36.199

Ideal Best Lap	
0'39.522	0'39.522
1'43.011	1'03.489
2'18.593	0'35.582

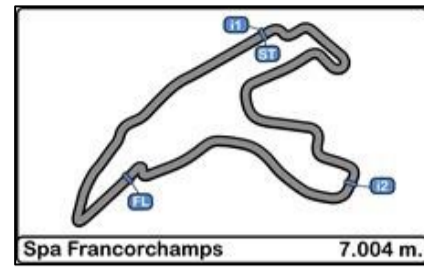


Circuit de Spa
International GT Open
RACE - 2

Best Sectors Results

28/05/2017

Sector - 1				Sector - 2				Sector - 3				Ideal Lap vs Best Lap			
Ord.	Nº	Driver	Time	Nº	Driver	Time	Nº	Driver	Time	Ord.	Nº	Driver	Ideal Lap	Best Lap	Ord.
1	88	West - Ledogar	39.522	55	Farnbacher - Farnbacher	1'03.489	88	West - Ledogar	35.582	1	88	West - Ledogar	2'19.071	2'19.168	1
2	10	Witt - Meadows	39.661	88	West - Ledogar	1'03.967	8	Perazzini - Cioci	35.634	2	55	Farnbacher - Farnbacher	2'19.121	2'20.056	2
3	51	Beirão da Veiga - Piquet jr	39.669	65	Bouveng - Rueda	1'04.006	24	Benham - Tappy	35.824	3	54	Costa - Frommenwiler	2'19.703	2'20.594	4
4	54	Costa - Frommenwiler	39.671	54	Costa - Frommenwiler	1'04.120	22	Balfe - Bell	35.890	4	65	Bouveng - Rueda	2'20.146	2'21.943	13
5	55	Farnbacher - Farnbacher	39.695	20	Pierburg - Szymkowiak	1'04.478	54	Costa - Frommenwiler	35.912	5	8	Perazzini - Cioci	2'20.281	2'21.145	7
6	7	Sini - Calamia	39.755	22	Balfe - Bell	1'04.627	51	Beirão da Veiga - Piquet jr	35.916	6	20	Pierburg - Szymkowiak	2'20.331	2'20.576	3
7	20	Pierburg - Szymkowiak	39.757	8	Perazzini - Cioci	1'04.772	55	Farnbacher - Farnbacher	35.937	7	51	Beirão da Veiga - Piquet jr	2'20.584	2'20.884	5
8	16	Hahn - Khodair	39.798	555	Hamaguchi - Liuzzi	1'04.780	1	Biagi - Venturini	36.014	8	22	Balfe - Bell	2'20.590	2'22.452	16
9	8	Perazzini - Cioci	39.875	23	Postiglione - Fontana	1'04.875	23	Postiglione - Fontana	36.019	9	10	Witt - Meadows	2'20.910	2'21.426	11
10	90	Verbergt - Dejonghe	39.932	51	Beirão da Veiga - Piquet jr	1'04.999	10	Witt - Meadows	36.052	10	23	Postiglione - Fontana	2'21.020	2'21.095	6
11	1	Biagi - Venturini	39.936	90	Verbergt - Dejonghe	1'05.070	16	Hahn - Khodair	36.060	11	1	Biagi - Venturini	2'21.057	2'21.241	9
12	65	Bouveng - Rueda	39.944	1	Biagi - Venturini	1'05.107	90	Verbergt - Dejonghe	36.061	12	90	Verbergt - Dejonghe	2'21.063	2'21.333	10
13	22	Balfe - Bell	40.073	10	Witt - Meadows	1'05.197	20	Pierburg - Szymkowiak	36.096	13	16	Hahn - Khodair	2'21.103	2'21.234	8
14	23	Postiglione - Fontana	40.126	16	Hahn - Khodair	1'05.245	7	Sini - Calamia	36.123	14	555	Hamaguchi - Liuzzi	2'21.214	2'23.038	18
15	24	Benham - Tappy	40.160	11	Liberati - Ling	1'05.270	65	Bouveng - Rueda	36.196	15	24	Benham - Tappy	2'21.293	2'21.738	12
16	48	Moiseev - Rizzo	40.203	24	Benham - Tappy	1'05.309	555	Hamaguchi - Liuzzi	36.199	16	7	Sini - Calamia	2'21.761	2'22.037	14
17	555	Hamaguchi - Liuzzi	40.235	48	Moiseev - Rizzo	1'05.868	11	Liberati - Ling	36.213	17	11	Liberati - Ling	2'21.915	2'22.058	15
18	11	Liberati - Ling	40.432	7	Sini - Calamia	1'05.883	48	Moiseev - Rizzo	36.643	18	48	Moiseev - Rizzo	2'22.714	2'22.844	17
19	488	Ramos - Mac	40.792	99	Coimbra - Silva	1'06.394	488	Ramos - Mac	36.861	19	488	Ramos - Mac	2'24.450	2'24.450	19
20	99	Coimbra - Silva	41.149	488	Ramos - Mac	1'06.797	99	Coimbra - Silva	37.097	20	99	Coimbra - Silva	2'24.640	2'24.640	20



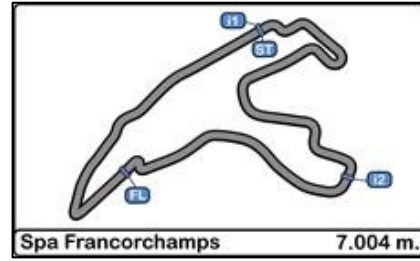
Circuit de Spa
International GT Open
RACE - 2

Best Top Speeds

28/05/2017

Ord.	Nº	Entrant / Team	Nat.	Driver	Nat.	St.	Driver 2	Nat.	St.	Vehicle	Cat.	Cla.	Top 1		Top 2		Top 3		Top 4		Top 5		Avg.
													Km/h	Lap	Km/h	Lap	Km/h	Lap	Km/h	Lap	Km/h	Lap	
1	51	RACE / BMW Team Teo Martin	ESP	Lourenço Beirão da Veiga	PRT	Silver	Nelson Piquet jr	BRA	Platinum	BMW M6 GT3	PRO	1º	268.966	3	268.966	8	267.429	10	265.909	5	265.909	7	267.436
2	65	RACE / BMW Team Teo Martin	ESP	Victor Bouveng	SWE	Silver	Fran Rueda	ESP	Silver	BMW M6 GT3	PRO	2º	268.966	8	267.429	5	265.909	3	265.909	6	265.909	7	266.824
3	7	Solaris Motorsport	ITA	Francesco Sini	ITA	Gold	Mauro Calamia	CHE	Silver	Aston Martin Vantage GT3	PRO	3º	267.429	3	265.909	5	265.909	2	265.909	6	265.909	7	266.213
4	10	Jordan Racing	GBR	Jordan Witt	GBR	Bronze	Michael Meadows	GBR	Gold	Bentley GT3	PROAM	1º	267.429	8	267.429	2	267.429	4	267.429	7	267.429	9	267.429
5	1	Imperiale Racing	ITA	Thomas Biagi	ITA	Gold	Giovanni Venturini	ITA	Gold	Lamborghini Huracan GT3	PRO	4º	265.909	6	265.909	8	264.407	7	264.407	10	262.921	11	264.711
6	8	AF Corse	ITA	Piergiuseppe Perazzini	ITA	Bronze	Marco Cioci	ITA	Gold	Ferrari 488 GT3	PROAM	2º	265.909	7	265.909	8	265.909	13	265.909	2	265.909	6	265.909
7	23	Imperiale Racing	ITA	Vito Postiglione	ITA	Gold	Andrea Fontana	ITA	Silver	Lamborghini Huracan GT3	PRO	5º	265.909	6	262.921	5	261.453	7	261.453	4	260.000	12	262.347
8	54	Emil Frey Lexus Racing	CHE	Albert Costa	ESP	Gold	Philipp Frommenwiler	CHE	Silver	Lexus RC-F GT3	PRO	6º	265.909	10	265.909	7	265.909	11	264.407	8	264.407	14	265.308
9	55	Farnbacher Racing	DEU	Dominik Farnbacher	DEU	Gold	Mario Farnbacher	DEU	Silver	Lexus RC-F GT3	PRO	7º	265.909	6	265.909	7	265.909	9	265.909	2	265.909	8	265.909
10	16	Drivex School	ESP	Marcelo Hahn	BRA	Bronze	Allam Khodair	BRA	Gold	Mercedes AMG GT3	PROAM	3º	264.407	8	264.407	6	262.921	4	262.921	7	261.453	13	263.222
11	22	Shaun Balfe / Balfe Motorsport	GBR	Shaun Balfe	GBR	Bronze	Rob Bell	GBR	Platinum	McLaren 650 S GT3 2015	PROAM	4º	264.407	2	261.453	7	260.000	5	260.000	6	260.000	3	261.172
12	90	Autoclub Excelsior / Brussels Racing	BEL	Tim Verbergt	BEL	Gold	Sam Dejonghe	BEL	Silver	Aston Martin Vantage GT3	PRO	8º	264.407	6	264.407	7	262.921	5	261.453	4	257.143	3	262.066
13	555	FFF Racing Team by ACM	CHN	Hiroshi Hamaguchi	JPN	Bronze	Vitantonio Liuzzi	ITA	Platinum	Lamborghini Huracan GT3	PROAM	5º	264.407	11	264.407	4	264.407	9	262.921	10	262.921	14	263.813
14	24	Garage 59	GBR	Michael Benham	GBR	Bronze	Duncan Tappy	GBR	Gold	McLaren 650 S GT3 2015	PROAM	6º	262.921	9	261.453	6	261.453	3	261.453	14	260.000	5	261.456
15	48	Kaspersky	CHE	Alex Moiseev	RUS	Bronze	Davide Rizzo	ITA	Bronze	Ferrari 488 GT3	AM	1º	262.921	7	261.453	2	261.453	3	260.000	5	260.000	6	261.165
16	88	Garage 59	GBR	Alexander West	SWE	Bronze	Côme Ledogar	FRA	Platinum	McLaren 650 S GT3 2015	PROAM	7º	262.921	13	262.921	3	262.921	12	261.453	4	261.453	5	262.334
17	11	Ratón Racing	ITA	Edoardo Liberati	ITA	Silver	Kang Ling	CHN	Silver	Lamborghini Huracan GT3	PRO	9º	261.453	9	261.453	3	261.453	4	261.453	5	261.453	7	261.453
18	20	SPS Automotive Performance	DEU	Valentin Pierburg	DEU	Bronze	Jules Szymkowiak	NLD	Silver	Mercedes AMG GT3	PROAM	8º	261.453	6	261.453	7	261.453	9	261.453	12	261.453	14	261.453
19	488	Spirit of Race	CHE	Miguel Ramos	PRT	Silver	Mikkel Mac	DNK	Gold	Ferrari 488 GT3	PRO	10º	257.143	2	257.143	1	237.563	4	231.683	3			245.883
20	99	Sports and You	PRT	António Coimbra	PRT	Bronze	Luis Silva	PRT	Bronze	Mercedes AMG GT3	AM	2º	255.738	7	255.738	1	254.348	5	254.348	8	254.348	10	254.904



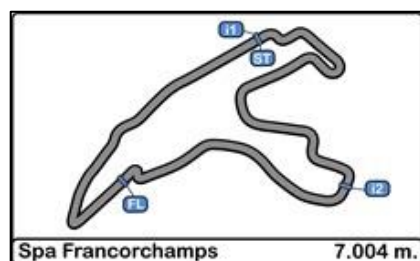


Circuit de Spa
International GT Open
RACE - 2

Fastest Lap Sequence

28/05/2017

<u>Time of Day</u>	<u>Session Time</u>	<u>Nº</u>	<u>Entrant / Team</u>	<u>Nat.</u>	<u>Driver</u>	<u>Nat.</u>	<u>St.</u>	<u>Driver 2</u>	<u>Nat.</u>	<u>St.</u>	<u>Vehicle</u>	<u>Cat.</u>	<u>Time</u>	<u>Km/h</u>	<u>Lap</u>
14:16'35.065	2'24.281	23	Imperiale Racing	ITA	Vito Postiglione	ITA	Gold	Andrea Fontana	ITA	Silver	Lamborghini Huracan GT3	PRO	2'24.281	174.759	1
14:18'57.273	4'46.600	23	Imperiale Racing	ITA	Vito Postiglione	ITA	Gold	Andrea Fontana	ITA	Silver	Lamborghini Huracan GT3	PRO	2'22.319	177.168	2
14:18'59.124	4'48.486	16	Drivex School	ESP	Marcelo Hahn	BRA	Bronze	Allam Khodair	BRA	Gold	Mercedes AMG GT3	PROAM	2'22.171	177.353	2
14:18'59.642	4'48.984	10	Jordan Racing	GBR	Jordan Witt	GBR	Bronze	Michael Meadows	GBR	Gold	Bentley GT3	PROAM	2'22.034	177.524	2
14:19'01.302	4'50.590	51	RACE / BMW Team Teo Martin	ESP	Lourenço Beirão da Veiga	PRT	Silver	Nelson Piquet jr	BRA	Platinum	BMW M6 GT3	PRO	2'21.419	178.296	2
14:21'25.589	7'14.857	8	AF Corse	ITA	Piergiuseppe Perazzini	ITA	Bronze	Marco Cioci	ITA	Gold	Ferrari 488 GT3	PROAM	2'21.232	178.532	3
14:23'41.202	9'30.440	55	Farnbacher Racing	DEU	Dominik Farnbacher	DEU	Gold	Mario Farnbacher	DEU	Silver	Lexus RC-F GT3	PRO	2'20.383	179.611	4
14:44'19.541	4'32.642	88	Garage 59	GBR	Alexander West	SWE	Bronze	Côme Ledogar	FRA	Platinum	McLaren 650 S GT3 2015	PROAM	2'19.168	181.180	12

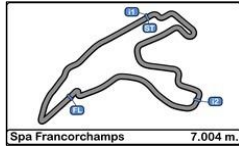


Circuit de Spa International GT Open

Event Maximum Speed

28/05/2017

Ord.	Nº	Entrant / Team	Nat.	Driver	Nat.	St.	Driver 2	Nat.	St.	Vehicle	Cat.	Cla.	Km/h	Lap	Session
1	20	SPS Automotive Performance	DEU	Valentin Pierburg	DEU	Bronze	Jules Szymkowiak	NLD	Silver	Mercedes AMG GT3	PROAM	1º	268.966	6	RACE - 1
2	51	RACE / BMW Team Teo Martin	ESP	Lourenço Beirão da Veiga	PRT	Silver	Nelson Piquet jr	BRA	Platinum	BMW M6 GT3	PRO	1º	268.966	3	RACE - 2
3	54	Emil Frey Lexus Racing	CHE	Albert Costa	ESP	Gold	Philipp Frommenwiler	CHE	Silver	Lexus RC-F GT3	PRO	2º	268.966	4	Free Practice 1
4	65	RACE / BMW Team Teo Martin	ESP	Victor Bouveng	SWE	Silver	Fran Rueda	ESP	Silver	BMW M6 GT3	PRO	3º	268.966	8	RACE - 2
5	7	Solaris Motorsport	ITA	Francesco Sini	ITA	Gold	Mauro Calamia	CHE	Silver	Aston Martin Vantage GT3	PRO	4º	267.429	3	RACE - 2
6	10	Jordan Racing	GBR	Jordan Witt	GBR	Bronze	Michael Meadows	GBR	Gold	Bentley GT3	PROAM	2º	267.429	5	Free Practice 1
7	39	Nigel Mustill / Wessex Vehicles	GBR	Tomas Enge	CZE	Platinum	Craig Dolby	GBR	Gold	Lamborghini Gallardo Rex GT3	PRO	5º	267.429	14	RACE - 1
8	55	Farnbacher Racing	DEU	Dominik Farnbacher	DEU	Gold	Mario Farnbacher	DEU	Silver	Lexus RC-F GT3	PRO	6º	267.429	3	Free Practice 1
9	1	Imperiale Racing	ITA	Thomas Biagi	ITA	Gold	Giovanni Venturini	ITA	Gold	Lamborghini Huracan GT3	PRO	7º	265.910	11	RACE - 1
10	8	AF Corse	ITA	Piergiuseppe Perazzini	ITA	Bronze	Marco Cioci	ITA	Gold	Ferrari 488 GT3	PROAM	3º	265.910	7	RACE - 2
11	22	Shaun Balfe / Balfe Motorsport	GBR	Shaun Balfe	GBR	Bronze	Rob Bell	GBR	Platinum	McLaren 650 S GT3 2015	PROAM	4º	265.910	5	Free Practice 1
12	23	Imperiale Racing	ITA	Vito Postiglione	ITA	Gold	Andrea Fontana	ITA	Silver	Lamborghini Huracan GT3	PRO	8º	265.910	6	RACE - 2
13	555	FFF Racing Team by ACM	CHN	Hiroshi Hamaguchi	JPN	Bronze	Vitantonio Liuzzi	ITA	Platinum	Lamborghini Huracan GT3	PROAM	5º	265.909	3	Qualifying - 1
14	24	Garage 59	GBR	Michael Benham	GBR	Bronze	Duncan Tappy	GBR	Gold	McLaren 650 S GT3 2015	PROAM	6º	264.408	5	Free Practice 3 Bronze Drivers
15	48	Kaspersky	CHE	Alex Moiseev	RUS	Bronze	Davide Rizzo	ITA	Bronze	Ferrari 488 GT3	AM	1º	264.408	19	Free Practice 1
16	5	SF Racing	CHN	Fu Songyang	CHN	Bronze	Andrea Caldarelli	ITA	Gold	Ferrari 488 GT3	PROAM	7º	264.407	3	RACE - 1
17	16	Drivex School	ESP	Marcelo Hahn	BRA	Bronze	Allam Khodair	BRA	Gold	Mercedes AMG GT3	PROAM	8º	264.407	8	RACE - 2
18	88	Garage 59	GBR	Alexander West	SWE	Bronze	Côme Ledogar	FRA	Platinum	McLaren 650 S GT3 2015	PROAM	9º	264.407	11	RACE - 1
19	90	Autoclub Excelsior / Brussels Racing	BEL	Tim Verbergt	BEL	Gold	Sam Dejonghe	BEL	Silver	Aston Martin Vantage GT3	PRO	9º	264.407	20	RACE - 1
20	488	Spirit of Race	CHE	Miguel Ramos	PRT	Silver	Mikkel Mac	DNK	Gold	Ferrari 488 GT3	PRO	10º	264.407	4	Free Practice 1
21	11	Ratón Racing	ITA	Edoardo Liberati	ITA	Silver	Kang Ling	CHN	Silver	Lamborghini Huracan GT3	PRO	11º	262.922	10	RACE - 1
22	25	FF Corse	GBR	Ivor Dunbar	GBR	Bronze	Johnny Mowlem	GBR	Gold	Ferrari 488 GT3	PROAM	10º	262.922	8	Free Practice 1
23	99	Sports and You	PRT	António Coimbra	PRT	Bronze	Luis Silva	PRT	Bronze	Mercedes AMG GT3	AM	2º	258.564	9	RACE - 1
24	74	MS Racing	AUT	Alexander Hrachowina	AUT	Bronze	Martin Konrad	AUT	Bronze	Mercedes AMG GT3	AM	3º	257.143	4	Free Practice 1



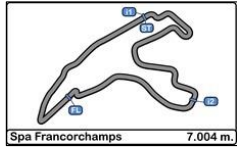
Circuit de Spa
International GT Open

RACE - 2

LAP CHART

28/05/2017

Order	Start	GAP / LT	1 ^a	GAP / LT	2 ^a	GAP / LT	3 ^a	GAP / LT	4 ^a	GAP / LT	5 ^a	GAP / LT	6 ^a	GAP / LT	7 ^a	GAP / LT	8 ^a	GAP / LT	9 ^a	GAP / LT	10 ^a	GAP / LT	11 ^a	GAP / LT	12 ^a	GAP / LT	13 ^a	GAP / LT	14 ^a	GAP / LT	15 ^a	GAP / LT	16 ^a	GAP / LT	
1 ^o	23	2'37.780	23	2'24.281	23	2'22.319	23	2'21.907	23	2'21.495	23	2'22.198	23	2'21.978	23	2'21.095	23	2'22.117	23	2'22.498	23	2'21.844	23	2'21.662	23	2'22.206	23	2'22.294	23	2'28.209	23	2'49.801	23	6'21.277	
2 ^o	55	0'482 2'38.262	24	0.597 2'24.878	24	0.737 2'22.459	24	0.989 2'22.159	55	0.438 2'20.383	55	0.459 2'22.219	55	0.414 2'21.933	55	0.640 2'21.321	55	0.545 2'22.022	55	0.791 2'22.744	10	0.696 2'21.682	10	0.811 2'21.777	10	0.789 2'22.184	16	1.317 2'22.274	8	5.119 2'26.243	8	4.936 2'49.618	8	1.436 6'17.777	
3 ^o	24	0'669 2'38.449	55	1.070 2'25.351	55	1.458 2'22.707	55	1.550 2'21.999	24	1.553 2'22.059	10	1.348 2'21.515	10	0.825 2'21.455	10	1.574 2'21.844	10	0.883 2'21.426	10	0.858 2'22.473	55	1.325 2'22.378	16	1.867 2'21.958	16	1.337 2'21.676	8	7.085 2'35.077	16	8.185 2'35.357	24	1'21.036 3'55.357	24	3.370 5'03.611	
4 ^o	16	0'674 2'38.454	16	2.034 2'26.315	16	1.886 2'22.171	10	2.015 2'21.538	10	2.031 2'21.511	24	1.840 2'22.485	24	1.600 2'21.738	24	2.388 2'21.883	16	2.027 2'21.234	16	1.115 2'21.586	16	1.571 2'22.3	51	2.793 2'21.334	51	1.925 2'21.338	10	7.400 2'28.905	24	15.480 2'35.378	55	1'25.744 3'10.455	55	4.874 5'00.407	
5 ^o	54	0'729 2'38.509	54	2.448 2'26.729	10	2.384 2'22.034	16	2.444 2'22.465	16	2.543 2'21.594	16	2.312 2'21.967	16	2.307 2'21.973	16	2.910 2'21.698	24	3.370 2'23.099	24	3.007 2'22.135	51	3.121 2'21.429	24	5.698 2'22.67	24	7.296 2'23.804	24	8.311 2'23.309	55	1'05.900 2'29.409	16	1'34.055 4'15.671	16	5.667 4'52.889	
6 ^o	10	0'771 2'38.551	10	2.669 2'26.95	54	2.948 2'22.819	54	3.684 2'22.643	51	4.637 2'22.116	51	3.323 2'20.884	51	2.791 2'21.446	51	3.361 2'21.665	51	3.876 2'22.632	51	3.536 2'22.158	24	4.690 2'23.527	8	6.090 2'22.751	8	7.604 2'23.72	51	8.377 2'28.746	51	1'19.891 3'39.723	1	2'15.640 3'40.558	10	6.861 3'40.219	
7 ^o	1	1'105 2'38.885	1	3.424 2'27.705	51	3.990 2'21.419	51	4.016 2'21.933	54	5.357 2'23.168	54	4.904 2'21.745	54	4.201 2'21.275	54	4.456 2'22.343	8	5.099 2'22.336	8	5.001 2'21.746	55	7.646 2'27.983	7	19.795 2'28.526	55	103.890 2'20.056	1	1'24.883 2'35.873	7	2'18.014 3'38.851	7	8.217 4'11.48			
8 ^o	51	1'365 2'39.145	488	4.202 2'28.483	1	4.322 2'23.217	1	4.629 2'22.214	1	5.628 2'22.494	1	5.389 2'21.959	1	4.652 2'21.241	1	5.062 2'21.505	1	4.755 2'21.81	1	5.832 2'23.575	1	5.544 2'21.556	1	13.103 2'29.221	11	32.201 2'28.881	1	1'17.219 2'24.944	54	1'28.468 2'30.417	51	2'21.009 3'50.919	51	8.772 4'09.04	
9 ^o	488	1'503 2'39.283	51	4.890 2'29.171	488	6.333 2'24.45	8	6.350 2'21.232	8	6.167 2'21.312	8	5.851 2'21.882	8	5.018 2'21.145	8	5.730 2'21.807	8	5.261 2'21.648	54	6.773 2'24.589	54	7.252 2'22.323	7	13.475 2'24.006	48	51.858 2'31.939	7	1'22.750 3'25.249	7	1'28.964 2'34.423	54	2'22.491 3'43.824	1	9.957 4'15.594	
10 ^o	7	1'690 2'39.470	7	5.114 2'29.395	7	6.981 2'24.186	7	7.958 2'22.884	7	8.990 2'22.527	7	8.829 2'22.037	7	8.973 2'22.122	7	10.164 2'22.286	7	10.520 2'22.473	7	10.688 2'22.666	7	11.131 2'22.287	54	14.421 2'28.831	55	1'06.128 3'20.688	54	1'26.260 2'20.594	10	1'34.147 3'54.956	65	2'36.580 3'43.126	54	11.308 4'10.094	
11 ^o	11	2'050 2'39.830	11	5.660 2'29.941	8	7.025 2'23.01	488	11.494 2'27.068	90	11.684 2'21.673	90	10.857 2'21.371	90	10.212 2'21.333	90	14.467 2'25.35	65	19.188 2'23.085	65	18.678 2'21.988	65	18.777 2'21.943	11	25.526 2'23.107	1	1'14.569 3'23.672	11	1'37.673 3'27.766	65	1'43.255 3'33.393	555	2'37.426 3'41.457	555	12.752 3'56.603	
12 ^o	65	2'130 2'39.910	65	6.327 2'30.608	11	7.806 2'24.465	90	11.506 2'24.82	22	14.120 2'23.432	22	15.779 2'23.383	22	10.212 2'22.452	22	18.028 2'23.344	22	20.547 2'24.636	22	21.681 2'23.632	22	22.911 2'23.074	65	25.905 2'28.79	54	1'27.960 3'35.745	65	1'38.071 2'23.293	555	1'45.770 2'35.024	10	2'47.919 4'03.573	22	14.245 3'43.827	
13 ^o	8	2'198 2'39.978	8	6.334 2'30.615	65	8.429 2'24.421	22	12.183 2'24.937	65	14.849 2'23.786	65	15.015 2'22.364	65	16.129 2'23.092	65	18.220 2'23.186	11	21.127 2'24.758	11	21.894 2'23.265	11	24.081 2'24.031	22	32.249 2'31	555	1'36.566 3'23.274	555	1'38.955 2'24.683	11	1'49.493 2'40.029	22	2'51.695 3'39.932	65	15.353 4'00.05	
14 ^o	90	2'419 2'40.199	90	6.792 2'31.073	90	8.593 2'24.12	65	12.558 2'26.036	11	15.384 2'24.163	11	16.848 2'23.662	11	16.928 2'22.058	11	18.486 2'22.653	555	21.947 2'23.706	555	23.233 2'23.784	555	24.970 2'23.581	555	35.498 2'32.19	65	1'37.072 3'33.373	88	1'44.289 2'33.331	88	1'49.576 2'33.496	88	2'56.251 3'56.476	88	16.661 3'41.687	
15 ^o	555	2'482 2'40.262	22	7.298 2'31.579	22	9.153 2'24.174	11	12.716 2'26.817	555	16.338 2'24.726	555	17.187 2'23.047	555	18.415 2'23.206	555	20.358 2'25.367	88	29.604 2'25.367	20	34.428 2'26.657	48	39.949 2'27.085	48	42.125 2'23.838	88	1'43.252 2'19.168	20	1'46.998 2'23.026	20	1'52.298 2'33.509	20	3'03.468 4'00.971	11	45.953 3'55.959	
16 ^o	22	3'031 2'40.811	555	8.724 2'33.005	555	11.003 2'24.598	555	13.107 2'24.011	88	17.198 2'24.69	88	20.077 2'25.077	88	23.125 2'25.026	88	26.354 2'24.324	20	30.269 2'25.298	48	34.708 2'26.616	20	45.139 2'32.555	88	1'46.290 3'21.463	20	1'46.266 2'20.576	22	1'52.778 2'24.062	22	2'01.564 2'36.995	11	3'11.271 4'11.579	48	1'12.527 3'45.083	
17 ^o	88	3'290 2'41.070	88	9.117 2'33.398	88	11.590 2'24.792	88	14.003 2'24.32	48	17.567 2'24.564	48	20.326 2'24.957	20	24.509 2'24.578	20	27.088 2'23.674	48	30.590 2'25.232	88	34.858 2'27.752	88	46.489 2'33.475	20	1'47.896 3'24.419	22	1'51.010 3'40.967	48	2'17.023 3'47.459	48	2'39.282 2'50.468	48	3'48.721 3'59.24	20	3'22.236 6'40.045	
18 ^o	20	5'944 2'43.724	48	9.503 2'33.784	48	12.393 2'25.209	48	14.498 2'24.012	20	19.922 2'24.992	20	21.909 2'24.185	48	25.726 2'27.378	48	27.475 2'22.844	99	100.745 2'27.651	99	1'05.190 2'26.943	99	1'23.557 2'40.211	99	1 vta. 3'30.372	99	1 vta. 2'24.64	99	1 vta. 2'33.168	99	1 vta. 3'01.829	99	1 vta. 5'54.467	99	1 vta. 4'22.362	
19 ^o	99	9'039 2'46.819	20	11.242 2'35.523	20	14.090 2'25.167	20	16.425 2'24.242	488	32.345 2'42.346	99	43.302 2'28.347	99	49.417 2'28.093	99	55.211 2'26.889																			
20 ^o	48		99	14.399 2'38.68	99	22.251 2'30.171	99	29.480 2'29.136	99	37.153 2'29.168																									

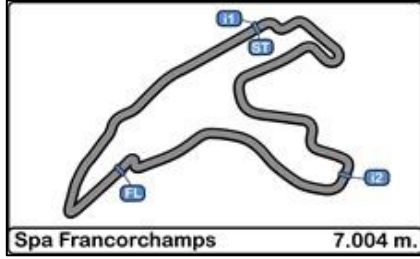


Circuit de Spa
International GT Open
RACE - 2

LAP CHART

28/05/2017

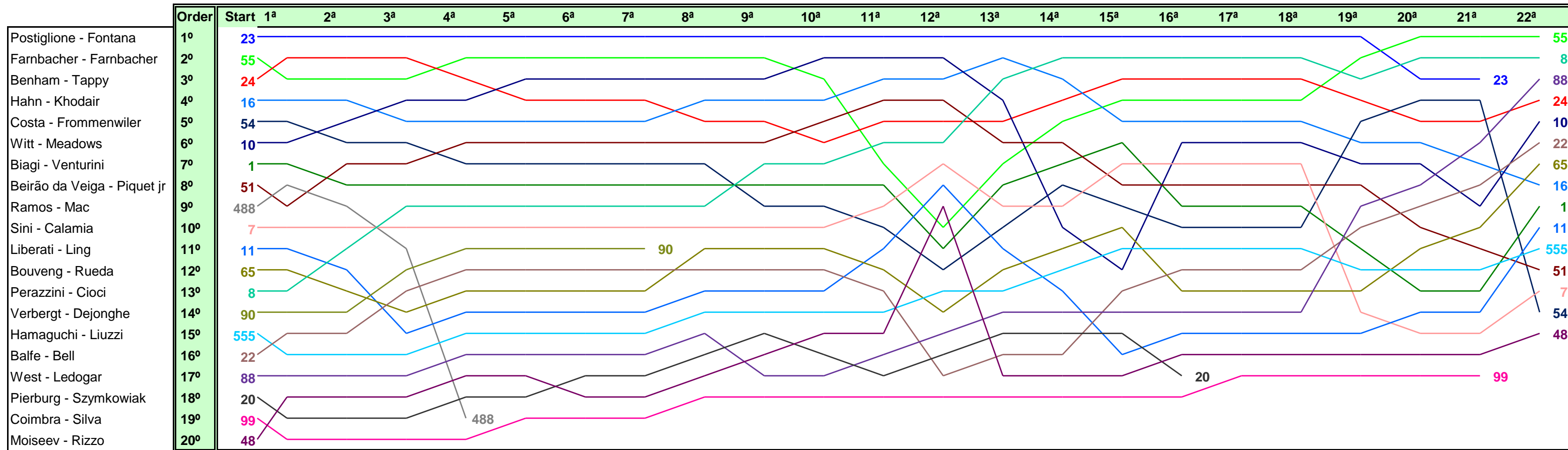
Order	17 ^a	GAP / LT	18 ^a	GAP / LT	19 ^a	GAP / LT	20 ^a	GAP / LT	21 ^a	GAP / LT	22 ^a	GAP / LT
1 ^o	23	4'22.752	23	4'24.287	23	2'42.598	55	2'37.744	55	2'36.681	55	2'38.466
2 ^o	8	4'22.174	8	4'24.383	55	0.221 2'40.399	8	3.035 2'40.262	8	5.363 2'39.009	8	6.302 2'39.405
3 ^o	24	2.853 4'22.235	24	2.186 4'23.62	8	0.738 2'42.362	23	4.353 2'42.318	23	7.792 2'40.12	88	12.201 2'38.44
4 ^o	55	4.101 4'21.979	55	2.420 4'22.606	24	3.125 2'43.537	54	6.055 2'39.23	54	8.286 2'38.912	24	16.355 2'42.908
5 ^o	16	4.706 4'21.791	16	3.707 4'23.288	54	4.790 2'40.685	24	7.303 2'42.143	24	11.913 2'41.291	10	18.496 2'41.083
6 ^o	10	5.476 4'21.367	10	5.040 4'23.851	16	5.651 2'44.542	16	9.390 2'41.704	88	12.227 2'38.213	22	19.805 2'42.703
7 ^o	7	6.645 4'21.18	7	5.147 4'22.789	10	6.533 2'44.091	10	10.491 2'41.923	16	15.503 2'42.794	65	20.365 2'40.429
8 ^o	51	7.308 4'21.288	51	5.699 4'22.678	51	9.003 2'45.902	88	10.695 2'39.105	22	15.568 2'39.575	16	22.016 2'44.979
9 ^o	1	8.056 4'20.851	1	6.181 4'22.412	88	9.555 2'43.775	22	12.674 2'40.802	10	15.879 2'42.069	1	23.393 2'40.305
10 ^o	54	9.323 4'20.767	54	6.703 4'21.667	22	9.837 2'44.996	51	12.696 2'41.658	65	18.402 2'39.533	11	23.933 2'40.162
11 ^o	555	10.327 4'20.327	555	7.149 4'21.109	1	11.167 2'47.584	65	15.550 2'41.1	51	19.158 2'43.143	555	25.376 2'42.886
12 ^o	22	11.287 4'19.794	22	7.439 4'20.439	555	11.568 2'47.017	555	15.570 2'41.967	555	20.956 2'42.067	51	26.554 2'45.862
13 ^o	65	12.315 4'19.714	65	8.352 4'20.324	65	12.415 2'46.661	1	16.791 2'43.589	1	21.554 2'41.444	7	28.646 2'41.29
14 ^o	88	14.610 4'20.701	88	8.378 4'18.055	7	14.153 2'51.604	11	18.321 2'41.736	11	22.237 2'40.597	54	31.929 3'02.109
15 ^o	11	15.674 3'52.473	11	9.273 4'17.886	11	14.550 2'47.875	7	20.286 2'44.098	7	25.822 2'42.217	48	36.332 2'44.594
16 ^o	48	16.643 3'26.868	48	10.653 4'18.297	48	16.164 2'48.109	48	22.451 2'44.252	48	30.204 2'44.434		
17 ^o	99	1 vta. 4'23.644	99	1 vta. 2'51.98	99	1 vta. 2'48.695	99	1 vta. 2'44.427	99	1 vta. 2'44.925		
18 ^o												
19 ^o												
20 ^o												

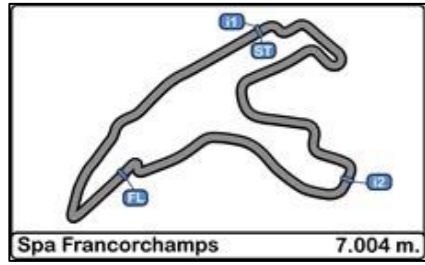


Circuit de Spa
International GT Open
RACE - 2

Graphic Lap Chart

28/05/2017



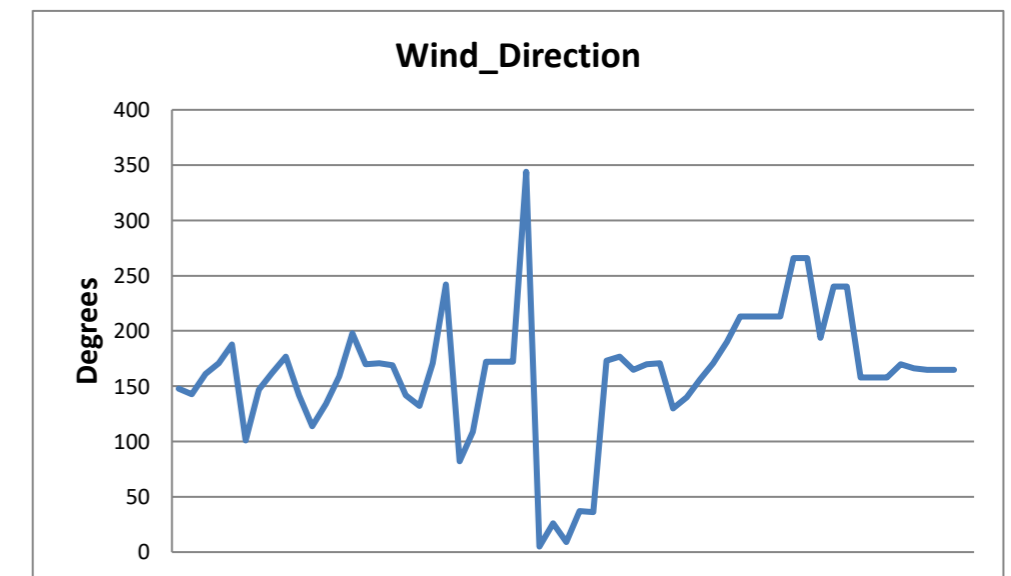
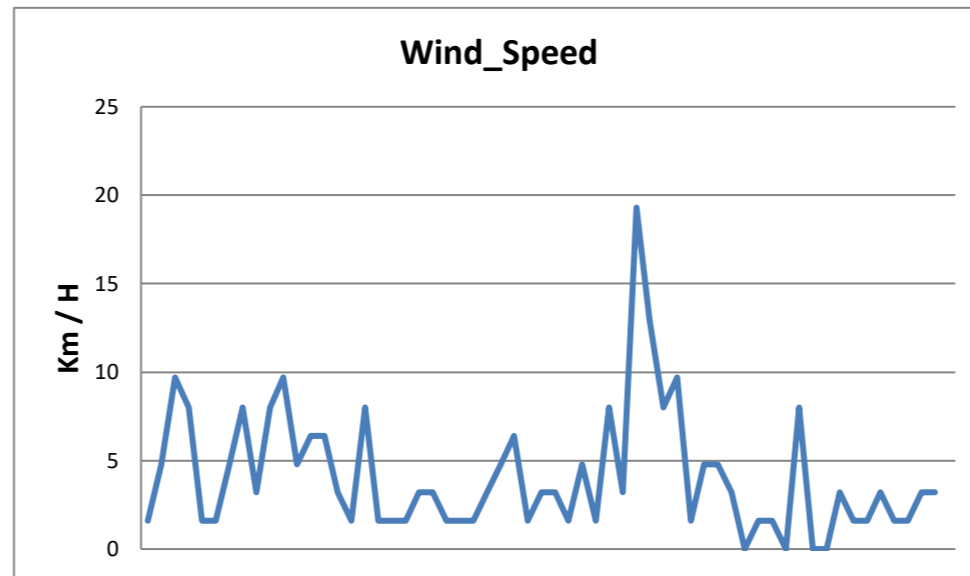
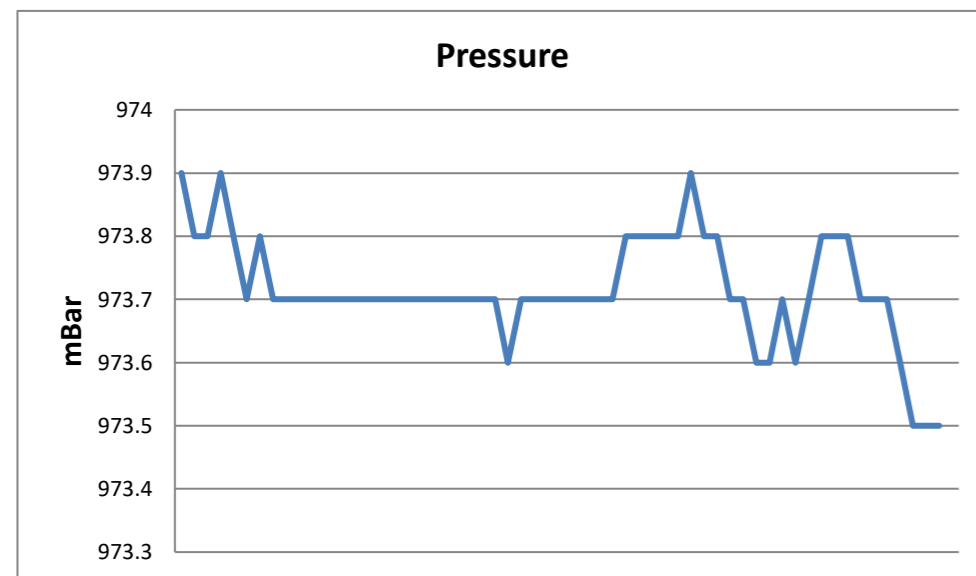
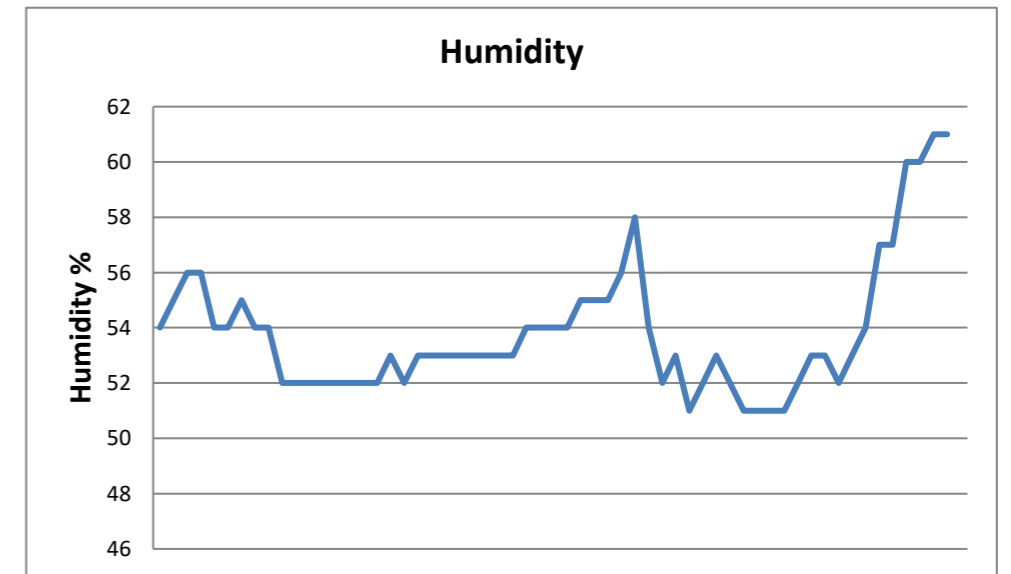
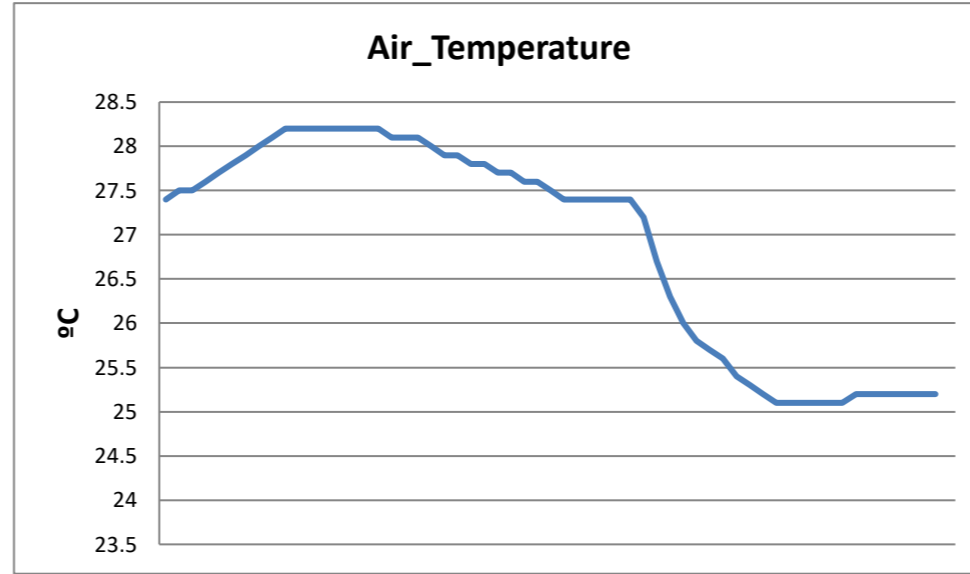
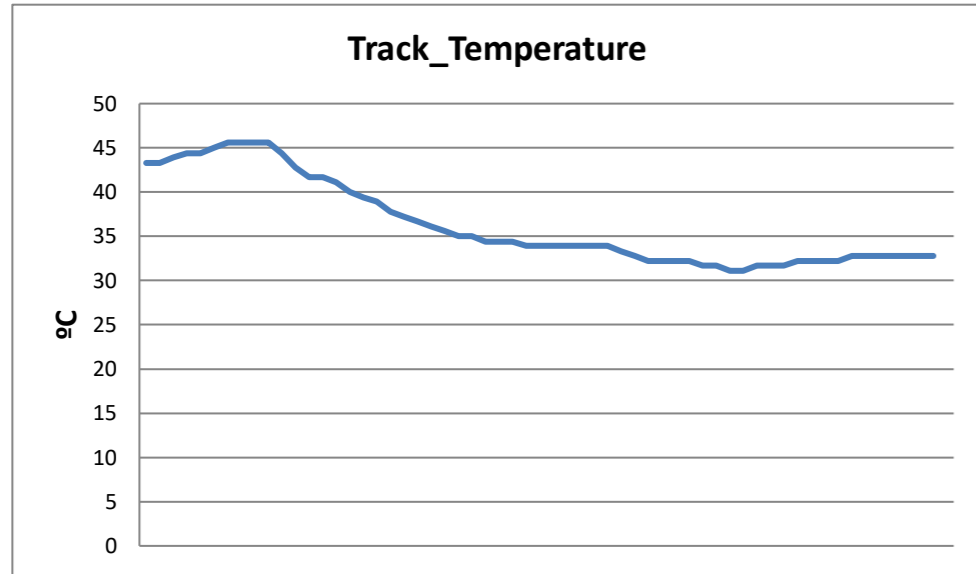



**Circuit de Spa
International GT Open
RACE - 2**

Weather Report

28/05/2017

Track Status WET





Championship Classification

Cls.	Name	Nac.	Net Pts.	Pts.	Estoril		SPA-Francorchamps		Paul Ricard		Hungaroring		Silverstone		Monza		Barcelona	
					R1	R2	R1	R2	R1	R2	R1	R2	R1	R2	R1	R2		
1	Dominik Farnbacher	DEU	38	38	8	15		15										
	Mario Farnbacher	DEU	38	38	8	15		15										
2	Albert Costa	ESP	33	33	15	3	15											
	Philipp Frommenwiler	CHE	33	33	15	3	15											
3	Rob Bell	GBR	29	29	12	8	4	5										
	Shaun Balfe	GBR	29	29	12	8	4	5										
4	Alexander West	SWE	22	22	10	2		10										
	Côme Ledogar	FRA	22	22	10	2		10										
5	Giovanni Venturini	ITA	22	22	6	12	2	2										
	Thomas Biagi	ITA	22	22	6	12	2	2										
6	Piergiuseppe Perazzini	ITA	19	19	2	5		12										
	Marco Cioci	ITA	19	19	2	5		12										
7	Michael Benham	GBR	19	19	1	10		8										
	Duncan Tappy	GBR	19	19	1	10		8										
8	Miguel Ramos	PRT	19	19	3	6	10											
	Mikkel Mac	DNK	19	19	3	6	10											
9	Victor Bouveng	SWE	17	17		1	12	4										
	Fran Rueda	ESP	17	17		1	12	4										
10	Lourenço Beirão da Veiga	PRT	12	12	4		8											
11	Jordan Witt	GBR	11	11			5	6										
	Michael Meadows	GBR	11	11			5	6										
12	Nelson Piquet jr	BRA	8	8			8											
13	Vito Postiglione	ITA	6	6			6											
	Andrea Fontana	ITA	6	6			6											
14	Hiroshi Hamaguchi	JPN	5	5	5													
	Vitantonio Liuzzi	ITA	5	5	5													
15	Allam Khodair	BRA	4	4			1	3										
	Marcelo Hahn	BRA	4	4			1	3										
16	Kang Ling	CHN	4	4			3	1										
	Edoardo Liberati	ITA	4	4			3	1										
17	Francesco Sini	ITA	4	4		4												
	Mauro Calamia	CHE	4	4		4												
18	António Félix da Costa	PRT	4	4	4													
19	Fu Songyang	CHN	0	0														
	Andrea Caldarelli	ITA	0	0														
20	Marcio Basso	BRA	0	0														
	Nonô Figueiredo	BRA	0	0														
21	Valentin Pierburg	DEU	0	0														
	Tom Onslow-Cole	GBR	0	0														



Santísima Trinidad 30, 28010 Madrid
 Tel y Fax 91.448.32.06
 www.cronococa.com
 info@cronococa.com



Juan Bravo 17, 28006 Madrid
 Tel 91.432.27.50
 www.gtssport.es
 info@gtssport.es



Championship Classification

Cls.	Name	Nac.	Net Pts.	Pts.	Estoril		SPA-Francorchamps		Paul Ricard		Hungaroring		Silverstone		Monza		Barcelona	
					R1	R2	R1	R2	R1	R2	R1	R2	R1	R2	R1	R2		
	Jules Szymkowiak	NLD	0	0														
22	Ivor Dunbar	GBR	0	0														
	Johnny Mowlem	GBR	0	0														
23	Craig Dolby	GBR	0	0														
	Tomas Enge	CZE	0	0														
24	Davide Rizzo	ITA	0	0														
	Alex Moiseev	RUS	0	0														
25	Filipe Barreiros	PRT	0	0														
	Jose Francisco Guedes	PRT	0	0														
26	Martin Konrad	AUT	0	0														
	Alexander Hrachowina	AUT	0	0														
27	Tim Verbergt	BEL	0	0														
	Sam Dejonghe	BEL	0	0														
28	António Coimbra	PRT	0	0														
	Luis Silva	PRT	0	0														



Santísima Trinidad 30, 28010 Madrid
 Tel y Fax 91.448.32.06
 www.cronococa.com
 info@cronococa.com



Juan Bravo 17, 28006 Madrid
 Tel 91.432.27.50
 www.gtssport.es
 info@gtssport.es



Championship PROAM Classification

Cls.	Name	Nac.	Net Pts.	Pts.	Estoril		SPA-Francorchamps		Paul Ricard		Hungaroring		Silverstone		Monza		Barcelona	
					R1	R2	R1	R2	R1	R2	R1	R2	R1	R2	R1	R2		
1	Rob Bell	GBR	29	29	10	8	8	3										
	Shaun Balfe	GBR	29	29	10	8	8	3										
2	Marco Cioci	ITA	22	22	4	6	2	10										
	Piergiuseppe Perazzini	ITA	22	22	4	6	2	10										
3	Michael Benham	GBR	22	22	3	10	3	6										
	Duncan Tappy	GBR	22	22	3	10	3	6										
4	Alexander West	SWE	20	20	8	4		8										
	Côme Ledogar	FRA	20	20	8	4		8										
5	Michael Meadows	GBR	14	14			10	4										
	Jordan Witt	GBR	14	14			10	4										
6	Allam Khodair	BRA	11	11		3	6	2										
	Marcelo Hahn	BRA	11	11		3	6	2										
7	Hiroshi Hamaguchi	JPN	6	6	6													
	Vitantonio Liuzzi	ITA	6	6	6													
8	Ivor Dunbar	GBR	4	4			4											
	Johnny Mowlem	GBR	4	4			4											
9	Tom Onslow-Cole	GBR	4	4	2	2												
	Valentin Pierburg	DEU	4	4	2	2												
10	Andrea Caldarelli	ITA	0	0														
	Fu Songyang	CHN	0	0														
11	Jules Szymkowiak	NLD	0	0														



Championship AM Classification

Cls.	Name	Nac.	Net Pts.	Pts.	Estoril		SPA-Francorchamps		Paul Ricard		Hungaroring		Silverstone		Monza		Barcelona	
					R1	R2	R1	R2	R1	R2	R1	R2	R1	R2	R1	R2		
1	Antonio Coimbra	PRT	14	14	2	4	4	4										
	Luis Silva	PRT	14	14	2	4	4	4										
2	Alex Moiseev	RUS	10	10			5	5										
	Davide Rizzo	ITA	10	10			5	5										
3	Alexander Hrachowina	AUT	9	9	4	5												
	Martin Konrad	AUT	9	9	4	5												
4	Nonó Figueiredo	BRA	8	8	5	3												
	Marcio Basso	BRA	8	8	5	3												
5	Filipe Barreiros	PRT	5	5	3	2												
	Jose Francisco Guedes	PRT	5	5	3	2												



Championship Team's Classification

Cls.	Team	Nac.	Net Pts.	Pts.	Estoril		SPA-Francorchamps		Paul Ricard		Hungaroring		Silverstone		Monza		Barcelona	
					R1	R2	R1	R2	R1	R2	R1	R2	R1	R2	R1	R2		
1	Farnbacher Racing	DEU	24	24	4	10		10										
2	Garage 59	GBR	22	22	6	6		10										
3	Emil Frey Lexus R.	CHE	20	20	10		10											
4	Balfe Motorsport	GBR	14	14	8	4		2										
5	Imperiale Racing	ITA	14	14	3	8	3											
6	BMW T. Teo Martin	ESP	12	12			12											
7	AF Corse	ITA	10	10		2		8										
8	Spirit of Race	CHE	9	9		3	6											
9	Jordan Racing	GBR	5	5			2	3										
10	FFF Racing T. by ACM	CHN	2	2	2													
11	Solaris Motorsport	ITA	0	0														
	Ratón Racing	ITA	0	0														
	Kaspersky	CHE	0	0														
	Brussels Racing	BEL	0	0														
	Drivex School	ESP	0	0														
	Sports and You	PRT	0	0														
	SPS Automotive Perf.	DEU	0	0														
12	Wessex Vehicles	GBR	0	0														
	FF Corse	GBR	0	0														
	MS Racing	AUT	0	0														
	SF Racing	CHN	0	0														



Drivers Statistics


Cls.	Nº	Team	Net Points	Points	First Positions	Seconds Positions	Thirds Positions	Race Fastest Laps	Pole Positions	Laps in first place	Km. covered in Race	Km. covered in Practice
1	55	Dominik Farnbacher	38	38	2					17	534.956	601.018
	55	Mario Farnbacher	38	38	2					17	534.956	601.018
2	54	Albert Costa	33	33	2				1	34	668.032	560.456
	54	Philipp Frommenwiler	33	33	2				1	34	668.032	560.456
3	22	Rob Bell	29	29		1		2	1	24	668.032	658.920
	22	Shaun Balfe	29	29		1		2	1	24	668.032	658.920
4	88	Alexander West	22	22			2	1		11	576.980	835.720
	88	Côme Ledogar	22	22			2	1		11	576.980	835.720
5	1	Giovanni Venturini	22	22		1					668.032	612.306
	1	Thomas Biagi	22	22		1					668.032	612.306
6	8	Piergiuseppe Perazzini	19	19		1					668.032	654.636
	8	Marco Cioci	19	19		1					668.032	654.636
7	24	Michael Benham	19	19			1		1	21	668.032	834.462
	24	Duncan Tappy	19	19			1		1	21	668.032	834.462
8	488	Miguel Ramos	19	19			1				541.960	737.970
	488	Mikkel Mac	19	19			1				541.960	737.970
9	65	Victor Bouveng	17	17		1					668.032	512.244
	65	Fran Rueda	17	17		1					668.032	512.244
10	51	Lourenço Beirão da Veiga	12	12							542.572	453.390
11	10	Jordan Witt	11	11							668.032	724.370
	10	Michael Meadows	11	11							668.032	724.370
12	51	Nelson Piquet jr	8	8							350.200	357.204
13	23	Vito Postiglione	6	6					1	19	656.846	677.960
	23	Andrea Fontana	6	6					1	19	656.846	677.960
14	555	Hiroshi Hamaguchi	5	5							659.668	817.632
	555	Vitantonio Liuzzi	5	5							659.668	817.632
15	16	Allam Khodair	4	4							668.032	737.120
	16	Marcelo Hahn	4	4							668.032	737.120
16	11	Kang Ling	4	4							668.032	496.366
	11	Edoardo Liberati	4	4							668.032	496.366
17	7	Francesco Sini	4	4							473.382	687.786
	7	Mauro Calamia	4	4							473.382	687.786
18	51	António Félix da Costa	4	4							192.372	96.186
19	5	Fu Songyang	0	0							126.072	350.200
	5	Andrea Caldarelli	0	0							126.072	350.200



Drivers Statistics

Cls.	Nº	Team	Net Points	Points	First Positions	Seconds Positions	Thirds Positions	Race Fastest Laps	Pole Positions	Laps in first place	Km. covered in Race	Km. covered in Practice
20	12	Marcio Basso	0	0							313.650	555.866
	12	Nonô Figueiredo	0	0							313.650	555.866
21	20	Valentin Pierburg	0	0							569.976	679.728
	20	Tom Onslow-Cole	0	0							317.832	217.464
	20	Jules Szymkowiak	0	0							252.144	462.264
22	25	Ivor Dunbar	0	0				1			501.398	856.732
	25	Johnny Mowlem	0	0				1			501.398	856.732
23	39	Craig Dolby	0	0							161.092	308.176
	39	Tomas Enge	0	0							161.092	308.176
24	48	Davide Rizzo	0	0							350.200	455.260
	48	Alex Moiseev	0	0							350.200	455.260
25	62	Filipe Barreiros	0	0							309.468	376.380
	62	Jose Francisco Guedes	0	0							309.468	376.380
26	74	Martin Konrad	0	0							331.840	608.022
	74	Alexander Hrachowina	0	0							331.840	608.022
27	90	Tim Verbergt	0	0							245.140	315.180
	90	Sam Dejonghe	0	0							245.140	315.180
28	99	António Coimbra	0	0							645.660	749.258
	99	Luis Silva	0	0							645.660	749.258






Drivers Performance

Cls.	Team	Nac.	Net Pts.	Pts.	Estoril		SPA-Francorchamps		Paul Ricard		Hungaroring		Silverstone		Monza		Barcelona	
					R1	R2	R1	R2	R1	R2	R1	R2	R1	R2	R1	R2		
1	Dominik Farnbacher	DEU	38	38	8 - 4	2 - 1	10 - NC	3 - 1										
	Mario Farnbacher	DEU	38	38	8 - 4	2 - 1	10 - NC	3 - 1										
2	Albert Costa	ESP	33	33	2 - 1	8 - 8	1 - 1	6 - 14										
	Philipp Frommenwiler	CHE	33	33	2 - 1	8 - 8	1 - 1	6 - 14										
3	Rob Bell	GBR	29	29	1 - 2	18 - 4	4 - 7	17 - 6										
	Shaun Balfe	GBR	29	29	1 - 2	18 - 4	4 - 7	17 - 6										
4	Alexander West	SWE	22	22	3 - 3	21 - 9	6 - NC	18 - 3										
	Côme Ledogar	FRA	22	22	3 - 3	21 - 9	6 - NC	18 - 3										
5	Giovanni Venturini	ITA	22	22	5 - 5	5 - 2	13 - 9	8 - 9										
	Thomas Biagi	ITA	22	22	5 - 5	5 - 2	13 - 9	8 - 9										
6	Piergiuseppe Perazzini	ITA	19	19	4 - 9	16 - 6	17 - 15	14 - 2										
	Marco Cioci	ITA	19	19	4 - 9	16 - 6	17 - 15	14 - 2										
7	Michael Benham	GBR	19	19	17 - 10	1 - 3	19 - 13	4 - 4										
	Duncan Tappy	GBR	19	19	17 - 10	1 - 3	19 - 13	4 - 4										
8	Miguel Ramos	PRT	19	19	12 - 8	14 - 5	2 - 3	10 - NC										
	Mikkel Mac	DNK	19	19	12 - 8	14 - 5	2 - 3	10 - NC										
9	Victor Bouveng	SWE	17	17	9 - 11	10 - 10	3 - 2	13 - 7										
	Fran Rueda	ESP	17	17	9 - 11	10 - 10	3 - 2	13 - 7										
10	Lourenço Beirão da Veiga	PRT	12	12	14 - 7	6 - NC	21 - 4	9 - 12										
11	Jordan Witt	GBR	11	11	15 - 15	4 - 15	11 - 6	7 - 5										
	Michael Meadows	GBR	11	11	15 - 15	4 - 15	11 - 6	7 - 5										
12	Nelson Piquet jr	BRA	8	8	NP -	NP -	21 - 4	9 - 12										
13	Vito Postiglione	ITA	6	6	11 - 18	13 - 11	15 - 5	1 - 16										
	Andrea Fontana	ITA	6	6	11 - 18	13 - 11	15 - 5	1 - 16										
14	Hiroshi Hamaguchi	JPN	5	5	10 - 6	3 - 20	9 - 16	16 - 11										
	Vitantonio Liuzzi	ITA	5	5	10 - 6	3 - 20	9 - 16	16 - 11										
15	Allam Khodair	BRA	4	4	6 - 14	19 - 13	22 - 10	5 - 8										
	Marcelo Hahn	BRA	4	4	6 - 14	19 - 13	22 - 10	5 - 8										
16	Kang Ling	CHN	4	4	13 - 16	17 - 12	18 - 8	12 - 10										
	Edoardo Liberati	ITA	4	4	13 - 16	17 - 12	18 - 8	12 - 10										
17	Francesco Sini	ITA	4	4	18 - 22	9 - 7	12 - NC	11 - 13										
	Mauro Calamia	CHE	4	4	18 - 22	9 - 7	12 - NC	11 - 13										
18	António Félix da Costa	PRT	4	4	14 - 7	6 - NC	NP - NP	NP - NP										
19	Fu Songyang	CHN	0	0	NP -	NP -	5 - NC	NP - NP										
	Andrea Caldarelli	ITA	0	0	NP -	NP -	5 - NC	NP - NP										
20	Marcio Basso	BRA	0	0	20 - 12	7 - 18	NP - NP	NP - NP										
	Nonô Figueiredo	BRA	0	0	20 - 12	7 - 18	NP - NP	NP - NP										
21	Valentin Pierburg	DEU	0	0	7 - 13	20 - 14	7 - NC	19 - 18										
	Tom Onslow-Cole	GBR	0	0	7 - 13	20 - 14	NP - NP	NP - NP										





Drivers Performance

Cls.	Team	Nac.	Net Pts.	Pts.	Estoril		SPA-Francorchamps		Paul Ricard		Hungaroring		Silverstone		Monza		Barcelona	
					R1	R2	R1	R2	R1	R2	R1	R2	R1	R2	R1	R2		
	Jules Szymkowiak	NLD	0	0	NP -	NP -	7 - NC	19 - 18										
22	Ivor Dunbar	GBR	0	0	22 - 20	12 - 21	24 - 12	2 - NP										
	Johnny Mowlem	GBR	0	0	22 - 20	12 - 21	24 - 12	2 - NP										
23	Craig Dolby	GBR	0	0	NP -	NP -	8 - 18	NP - NP										
	Tomas Enge	CZE	0	0	NP -	NP -	8 - 18	NP - NP										
24	Davide Rizzo	ITA	0	0	NP -	NP -	20 - 14	21 - 15										
	Alex Moiseev	RUS	0	0	NP -	NP -	20 - 14	21 - 15										
25	Filipe Barreiros	PRT	0	0	19 - 19	15 - 19	NP - NP	NP - NP										
	Jose Francisco Guedes	PRT	0	0	19 - 19	15 - 19	NP - NP	NP - NP										
26	Martin Konrad	AUT	0	0	21 - 17	11 - 16	16 - NC	NP - NP										
	Alexander Hrachowina	AUT	0	0	21 - 17	11 - 16	16 - NC	NP - NP										
27	Tim Verbergt	BEL	0	0	NP -	NP -	14 - 11	15 - NC										
	Sam Dejonghe	BEL	0	0	NP -	NP -	14 - 11	15 - NC										
28	António Coimbra	PRT	0	0	16 - 21	22 - 17	23 - 17	20 - 17										
	Luis Silva	PRT	0	0	16 - 21	22 - 17	23 - 17	20 - 17										