

# ADAC GT Masters

## Result List Race 2



Provisional

Motorsportarena Oschersleben, Length: 3696m

Air temperature: 16.06°C

Track temperature: 34.29°C

Weather condition: Dry

**DMSB** Reg. Nr.: 121/17

Sunday, April 30, 2017 13:03:00

started : 28      classified : 24      not classified : 4

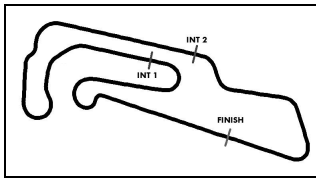
	Drivers	Team	Car	Laps	Total Time	Gap	Kph	Lap	Time	Kph
1	42 R.Collard(GBR)(J)/P.Eng(AUT)	BMW Team Schnitzer(DEU)	BMW M6 GT3	35	59:42.120		129.4	8	1:26.850	153.2
2	77 J.Gounon(FRA)(J)/D.Keilwitz(DEU)	Callaway Competition(DEU)	Corvette C7 GT3	35	59:42.551	0.431	129.5	3	1:27.367	152.2
3	99 R.Renauer(DEU)/S.Müller(DEU)	Precote Herberth Motorsport(DEU)	Porsche 911 GT3 R	35	59:43.167	1.047	129.4	3	1:27.187	152.6
4	7 M.Mapelli(ITA)/N.Siedler(AUT)	HB Racing WDS Bau(AUT)	Lamborghini Huracan GT3	35	59:43.619	1.499	129.5	3	1:27.265	152.4
5	2 J.Schmidt(CHE)(J)/C.Haase(DEU)	MontaplastbyLand-Motorsport(DEU)	Audi R8 LMS	35	59:45.938	3.818	129.4	3	1:28.031	151.1
6	48 I.Dontje(NLD)(J)/M.Kirchhöfer(DEU)	Mercedes-AMG Team HTP Motorsport(L	Mercedes-AMG GT3	35	59:46.096	3.976	129.5	14	1:28.169	150.9
7	24 F.Salaquarda(CZE)/M.Winkelhock(DEU)	BWT Mücke Motorsport(DEU)	Audi R8 LMS	35	59:46.517	4.397	129.5	15	1:28.196	150.8
8	21 L.Stolz(DEU)(J)/L.Ludwig(DEU)	Mercedes-AMG Team Zakspeed(DEU)	Mercedes-AMG GT3	35	59:46.797	4.677	129.6	3	1:28.532	150.2
9	3 M.Pommer(DEU)/K.van der Linde(ZAF)	Aust Motorsport(DEU)	Audi R8 LMS	35	59:47.121	5.001	129.5	12	1:28.500	150.3
10	1 C.De Phillippi(USA)/C.Mies(DEU)	MontaplastbyLand-Motorsport(DEU)	Audi R8 LMS	35	59:47.656	5.536	129.5	14	1:28.423	150.4
11	26 S.Mücke(DEU)/S.Asch(DEU)	BWT Mücke Motorsport(DEU)	Mercedes-AMG GT3	35	59:48.070	5.950	129.6	3	1:28.671	150.0
12	63 R.Ineichen(CHE)(T)/C.Engelhart(DEU)	GRT Grasser-Racing-Team(AUT)	Lamborghini Huracan GT3	35	59:48.452	6.332	129.9	2	1:27.701	151.7
13	20 N.Sylvest(DNK)(J)/N.Rogivue(CHE)(J)	Mercedes-AMG Team Zakspeed(DEU)	Mercedes-AMG GT3	35	59:49.666	7.546	129.4	15	1:28.219	150.8
14	36 K.Bachler(AUT)/A.Macdonald(GBR)	Schütz Motorsport(DEU)	Porsche 911 GT3 R	35	59:51.370	9.250	129.7	18	1:28.654	150.0
15	66 J.Judek(DEU)(J)/E.Lindholm(DEU)(J)	ADAC Niedersachsen/Sachsen-Anhalte	Lamborghini Huracan GT3	35	59:54.349	12.229	129.3	3	1:28.494	150.3
16	50 P.Geipel(DEU)/R.Frey(CHE)	YACO Racing(DEU)	Audi R8 LMS	35	59:54.546	12.426	129.5	14	1:28.399	150.5
17	9 E.Erhart(DEU)/C.Höher(AUT)(J)	Audi Sport racing academy(DEU)	Audi R8 LMS	35	59:55.684	13.564	129.4	9	1:29.248	149.0
18	44 D.Busch(DEU)/M.Busch(DEU)	Twin Busch Motorsport(DEU)	Audi R8 LMS	35	59:55.876	13.756	129.5	19	1:29.513	148.6
19	18 C.Friedrich(DEU)(J)/A.de Leener(BEL)	KÜS TEAM75 Bernhard(DEU)	Porsche 911 GT3 R	35	59:56.324	14.204	129.4	23	1:29.741	148.2
20	84 P.Assenheimer(DEU)(J)/M.Götz(DEU)	Mercedes-AMG Team HTP Motorsport(L	Mercedes-AMG GT3	35	59:56.924	14.804	129.1	11	1:28.143	150.9
21	19 E.Perez Companc(ARG)(J)/M.Bortolotti(ITA)	GRT Grasser-Racing-Team(AUT)	Lamborghini Huracan GT3	35	1:00:15.174	33.054	129.4	2	1:27.112	152.7
22	6 F.Spengler(DEU)/C.Zanella(CHE)	HB Racing WDS Bau(AUT)	Lamborghini Huracan GT3	33	56:20.009	2 LAP	129.7	3	1:28.625	150.1
23	8 M.Ahlin-Kottulinsky(SWE)(J)/R.Feller(CHE)(J)	Audi Sport racing academy(DEU)	Audi R8 LMS	33	56:20.502	2 LAP	129.8	12	1:28.984	149.5
24	22 R.Lips(CHE)(T)/P.Huisman(NLD)(T)	MRS GT-Racing(DEU)	Nissan GT-RNISMO GT3	30	50:26.274	5 LAP	131.9	9	1:29.191	149.1
<b>Not classified</b>										
25	M.Ortmann(DEU)(J)/F.Stippler(DEU)	BWT Mücke Motorsport(DEU)	Audi R8 LMS	24	38:20.664	11 LAP	139.0	3	1:28.613	150.1
13	S.Barth(DEU)(T)/M.Hackländer(DEU)	RWT - Racing team(DEU)	Corvette C7 GT3	24	38:21.001	11 LAP	139.0	18	1:28.801	149.8
17	M.Jaminet(FRA)/M.Ammernüller(DEU)	KÜS TEAM75 Bernhard(DEU)	Porsche 911 GT3 R	6	10:25.008	29 LAP	126.2	2	1:28.483	150.3
4	D.Marschall(DEU)(J)/P.Niederhauser(CHE)	Aust Motorsport(DEU)	Audi R8 LMS	3	4:29.710	32 LAP	150.8	3	1:28.047	151.1

Fastest lap of the race. Car 42 driver Philipp Eng on lap 8. Time 1:26.850, average speed 153.2 km/h.

Following race director decision drive through penalty in exchange a time penalty of 30 seconds for car no. 19

Subject to final scrutineering!		
Publication time:	Clerk of the Course: Ralph Bohnhorst	Timekeeper: Steffen Ruhl





# ADAC GT Masters

## Sector List Race 2

Provisional



Motorsportarena Oschersleben, Length: 3696m

Air temperature: 16.06°C

Track temperature: 34.29°C

Weather condition: Dry

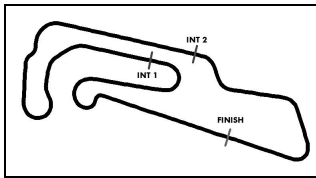
**DMSB** Reg. Nr.: 121/17

Sunday, April 30, 2017 13:03:00

Lap	Time	SE1	SP1	SE2	SP2	SE3	SP3	TSP	Lap	Time	SE1	SP1	SE2	SP2	SE3	SP3	TSP
<b>1 De Phillippi, USA / Mies, DEU</b>									<b>theoretical besttime: 1:28.274</b>								
1	1:35.332	38.845	183	31.529	220	24.958	193	239	19	1:28.979	33.688	189	30.211	220	25.080	194	241
2	1:29.023	34.043	187	30.187	221	24.793	195	241	20	1:29.161	33.893	189	30.292	220	24.976	196	240
3	1:28.995	34.154	188	30.115	220	24.726	196	<b>242</b>	21	1:29.506	34.007	190	30.444	220	25.055	195	241
4	1:30.086	33.690	<b>190</b>	30.076	212	26.320	193	<b>242</b>	22	1:29.067	33.797	190	30.248	220	25.022	195	241
5	1:58.661	35.675	147	48.343	116	34.643	147	229	23	1:29.620	34.200	190	30.355	219	25.065	197	240
6	2:02.585	44.266	145	49.167	108	29.152	195	169	24	1:29.648	33.914	186	30.614	220	25.120	195	242
7	1:29.841	34.468	189	30.451	221	24.922	195	241	25	1:31.576	33.946	189	30.466	220	27.164	155	241
8	1:29.066	33.977	189	30.295	221	24.794	195	241	26	2:28.326	37.701	190	48.186	75	1:02.439	58	218
9	1:28.843	33.873	190	30.215	221	24.755	196	242	27	2:50.540	1:06.163	78	45.586	154	58.791	53	
10	1:28.749	33.794	189	30.218	219	24.737	196	242	28	2:17.782	1:01.265	110	50.452	126	26.065	195	
11	1:28.723	33.823	190	30.261	219	<b>24.639</b>	196	241	29	1:30.684	34.708	189	30.699	223	25.277	196	241
12	1:28.563	33.664	190	30.178	219	24.721	195	242	30	1:32.502	35.768	172	31.651	219	25.083	197	242
13	1:28.890	33.814	189	30.291	221	24.785	196	240	31	1:32.673	34.207	189	30.303	221	28.163	171	242
14	<b>1:28.423</b>	<b>33.613</b>	190	<b>30.022</b>	222	24.788	194	241	32	2:10.325	46.934	112	46.111	129	37.280	127	144
15	1:46.308	33.899	190	30.154	221	42.255	57	240	33	2:15.842	49.606	115	48.569	116	37.667	91	190
16	2:30.413	1:34.999	188	30.460	217	24.954	196		34	1:59.252	43.976	136	47.845	99	27.431	195	147
17	1:29.363	34.179	188	30.276	219	24.908	196	241	35	1:31.283	34.397	189	30.891	221	25.995	196	241
18	1:29.026	33.800	188	30.240	220	24.986	196	240									

<b>2 Schmidt, CHE / Haase, DEU</b>									<b>theoretical besttime: 1:27.835</b>								
1	1:32.319	36.968	190	30.750	219	<b>24.601</b>	195	238	19	1:29.613	34.008	189	30.442	219	25.163	194	240
2	1:28.124	33.423	186	29.938	220	24.763	194	241	20	1:29.488	34.140	187	30.356	220	24.992	194	241
3	<b>1:28.031</b>	33.562	189	<b>29.824</b>	219	24.645	195	240	21	1:30.032	34.008	189	30.585	220	25.439	196	238
4	1:28.218	<b>33.410</b>	190	29.988	217	24.820	195	241	22	1:30.423	34.453	188	30.595	219	25.375	195	241
5	2:01.494	38.872	108	48.071	171	34.551	151	240	23	1:29.913	34.130	187	30.561	217	25.222	194	241
6	2:04.554	45.085	116	49.501	135	29.968	195	145	24	1:29.900	33.991	188	30.724	218	25.185	194	240
7	1:29.213	34.228	<b>190</b>	30.088	<b>221</b>	24.897	196	241	25	1:31.780	34.030	189	30.514	219	27.236	190	240
8	1:28.269	33.689	190	29.915	219	24.665	194	<b>242</b>	26	2:26.979	36.410	189	48.610	98	1:01.959	56	237
9	1:28.352	33.766	188	29.985	219	24.601	195	241	27	2:50.458	1:06.687	85	44.774	122	58.997	52	
10	1:28.276	33.690	189	29.975	219	24.611	195	241	28	2:19.777	1:01.936	122	51.354	126	26.487	196	
11	1:28.477	33.649	189	29.899	218	24.929	195	240	29	1:31.296	34.423	188	31.011	221	25.862	190	241
12	1:28.064	33.575	190	29.864	218	24.625	194	240	30	1:30.373	34.307	189	30.840	219	25.226	196	241
13	1:28.442	33.802	189	29.916	220	24.724	194	238	31	1:32.808	34.197	189	30.742	200	27.869	148	241
14	1:28.287	33.698	189	29.970	220	24.619	193	237	32	2:08.403	45.279	101	46.364	161	36.760	146	178
15	1:28.118	33.585	188	29.918	220	24.615	194	238	33	2:16.416	49.699	103	48.806	158	37.911	108	145
16	1:28.295	33.721	189	29.947	218	24.627	194	241	34	2:01.356	44.390	147	49.151	83	27.815	196	186
17	1:46.732	33.747	189	30.169	220	42.816	58	240	35	1:31.589	34.458	188	31.257	220	25.874	196	242
18	2:32.069	1:36.444	188	30.461	219	25.164	194										

<b>3 Pommer, DEU / van der Linde, ZAF</b>									<b>theoretical besttime: 1:28.395</b>								
1	1:35.627	39.315	187	31.365	220	24.947	196	237	19	1:29.358	33.921	190	30.278	219	25.159	194	240
2	1:29.237	34.058	189	30.184	<b>221</b>	24.995	196	240	20	1:29.508	33.991	190	30.294	219	25.223	195	240
3	1:30.435	33.874	190	31.679	219	24.882	196	241	21	1:29.692	33.916	189	30.494	219	25.282	193	240
4	1:30.246	<b>33.642</b>	190	30.318	185	26.286	194	242	22	1:29.268	33.996	189	30.286	219	24.986	195	239
5	1:58.134	35.088	155	48.933	117	34.113	165	202	23	1:29.017	33.730	190	30.285	217	25.002	197	240
6	2:02.170	45.015	147	48.634	111	28.521	194	175	24	1:29.271	34.040	189	30.205	219	25.026	196	241
7	1:29.431	34.159	189	30.227	220	25.045	196	241	25	1:29.280	33.761	190	30.229	219	25.290	190	241
8	1:29.366	34.017	189	30.372	219	24.977	196	242	26	2:29.268	39.214	169	47.023	63	1:03.031	54	181
9	1:28.889	33.834	190	30.214	220	24.841	195	241	27	2:50.490	1:04.960	78	45.752	152	59.778	53	
10	1:28.717	33.755	189	30.116	219	24.846	196	242	28	2:16.387	1:00.523	100	49.902	130	25.962	194	
11	1:28.788	33.836	189	30.210	219	<b>24.742</b>	196	241	29	1:30.413	34.185	190	30.842	221	25.386	195	240
12	<b>1:28.500</b>	33.680	<b>191</b>	<b>30.011</b>	219	24.809	195	241	30	1:30.670	34.557	188	30.957	219	25.156	196	<b>243</b>
13	1:28.828	33.727	190	30.224	219	24.877	196	240	31	1:32.981	33.992	190	30.612	199	28.377	158	241
14	1:28.925	33.819	190	30.325	219	24.781	194	241	32	2:09.961	46.733	100	46.251	135	36.977	109	163
15	1:46.332	33.752	189	30.160	219	42.420	57	240	33	2:15.879	49.972	107	48.291	143	37.616	90	194
16	2:31.797	1:35.989	189	30.619	218	25.189	193		34	1:59.689	44.075	140	48.297	97	27.317	196	164
17	1:29.951	34.371	187	30.379	218	25.201	193	239	35	1:31.164	34.452	189	30.992	220	25.720	196	241
18	1:29.452	34.055	189	30.313	219	25.084	194	238									



# ADAC GT Masters



## Sector List Race 2

Provisional

Motorsportarena Oschersleben, Length: 3696m

Air temperature: 16.06°C

Track temperature: 34.29°C

Weather condition: Dry

**DMSB** Reg. Nr.: 121/17

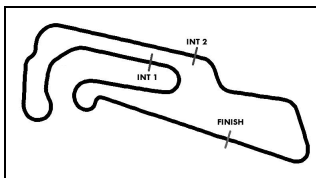
Sunday, April 30, 2017 13:03:00

Lap	Time	SE1	SP1	SE2	SP2	SE3	SP3	TSP	Lap	Time	SE1	SP1	SE2	SP2	SE3	SP3	TSP
<b>4</b>	Marschall, DEU / Niederhauser, CHE										<b>theoretical besttime: 1:27.843</b>						
1	1:33.287	36.772	185	31.485	219	25.030	194	236	3	<b>1:28.047</b>	33.717	191	<b>29.822</b>	219	<b>24.508</b>	196	240
2	1:28.376	33.746	189	29.862	<b>220</b>	24.768	195	239	4		<b>33.513</b>	<b>189</b>					<b>242</b>

Lap	Time	SE1	SP1	SE2	SP2	SE3	SP3	TSP	Lap	Time	SE1	SP1	SE2	SP2	SE3	SP3	TSP
<b>6</b>	Spengler, DEU / Zanella, CHE										<b>theoretical besttime: 1:28.303</b>						
1	1:38.958	41.216	185	32.349	219	25.393	194	238	18	1:29.253	33.681	190	30.445	220	25.127	196	240
2	1:28.732	33.921	189	<b>29.920</b>	220	24.891	194	240	19	1:29.287	33.971	191	30.392	220	24.924	194	240
3	<b>1:28.625</b>	<b>33.670</b>	190	29.964	219	24.991	196	240	20	1:47.194	34.157	189	30.461	220	42.576	58	241
4	1:30.846	33.797	190	30.356	195	26.693	194	<b>241</b>	21	2:31.358	1:34.654	187	31.014	219	25.690	193	
5	1:59.253	35.283	161	49.069	126	34.901	168	208	22	1:30.872	34.683	189	30.594	218	25.595	193	240
6	2:01.499	44.666	140	47.917	120	28.916	192	159	23	1:30.916	34.294	190	30.866	218	25.756	194	238
7	1:29.780	34.548	188	30.241	220	24.991	194	236	24	1:31.134	34.760	190	30.743	218	25.631	194	240
8	1:29.054	33.862	189	30.184	221	25.008	195	240	25	1:37.769	41.086	189	31.034	218	25.649	197	240
9	1:28.904	33.857	191	30.177	220	24.870	196	240	26	2:17.546	35.453	188	36.601	71	1:05.492	53	241
10	1:29.329	34.107	190	30.281		24.941	195	241	27	2:50.043	1:02.108	103	46.426	144	1:01.509	51	
11	1:29.235	33.880	190	30.258	219	25.097	196	240	28	2:13.492	58.087	100	49.357	129	26.048	194	
12	1:29.240	33.937	189	30.345	219	24.958	196	241	29	1:30.773	34.418	189	30.749	221	25.606	197	241
13	1:29.084	33.738	189	30.200	220	25.146	195	240	30	1:32.852	34.382	189	31.191	221	27.279	195	
14	1:29.292	33.892	188	30.192	219	25.208	194	239	31	1:31.578	34.378	191	30.897	219	26.303	194	241
15	1:29.423	33.935	189	30.427	216	25.061	196	238	32	2:10.649	47.524	94	45.981	158	37.144	108	119
16	1:29.664	34.043	187	30.619	219	25.002	196	241	33	2:15.255	50.042	129	47.560	123	37.653	109	155
17	1:29.120	33.827	188	30.580	219	<b>24.713</b>	195	241	34		44.102	116	46.700	111			157

Lap	Time	SE1	SP1	SE2	SP2	SE3	SP3	TSP	Lap	Time	SE1	SP1	SE2	SP2	SE3	SP3	TSP
<b>7</b>	Mapelli, ITA / Siedler, AUT										<b>theoretical besttime: 1:27.017</b>						
1	1:30.748	36.182	187	29.902	221	24.664	195	234	19	1:28.195	33.666	189	29.874	218	24.655	194	240
2	1:27.495	33.475	190	29.610	<b>221</b>	<b>24.410</b>	<b>196</b>	239	20	1:28.732	33.781	189	29.944	219	25.007	195	240
3	<b>1:27.265</b>	33.361	189	<b>29.380</b>	221	24.524	196	241	21	1:31.387	34.177	189	31.813	218	25.397	195	240
4	1:28.092	<b>33.227</b>	190	29.748	219	25.117	193	241	22	1:30.686	34.937	190	30.856	219	24.893	194	240
5	2:02.835	39.967	118	48.102	153	34.766	147	233	23	1:28.916	34.030	190	30.106	218	24.780	194	238
6	2:05.612	45.526	122	49.190	114	30.896	193	152	24	1:28.554	33.868	190	30.033	219	24.653	195	240
7	1:29.526	34.056	189	30.757	220	24.713	194	240	25	1:28.831	33.734	190	30.143	218	24.954	193	240
8	1:28.016	33.515	189	29.903	219	24.598	196	240	26	2:34.796	38.498	147	53.988	82	1:02.310	54	210
9	1:27.753	33.364	189	29.851	219	24.538	195	240	27	2:49.413	1:07.397	92	44.473	116	57.543	58	
10	1:27.775	33.362	188	29.899	218	24.514	195	241	28	2:22.329	1:03.640	117	52.328	120	26.361	194	
11	1:28.124	33.583	190	29.942	218	24.599	196	240	29	1:29.389	34.150	190	30.263	220	24.976	196	237
12	1:27.558	33.359	190	29.718	219	24.481	195	241	30	1:29.600	33.993	191	30.412	218	25.195	196	<b>242</b>
13	1:27.581	33.327	190	29.687	220	24.567	194	238	31	1:34.164	34.021	190	30.430	219	29.713	144	241
14	1:28.137	33.816	190	29.803	221	24.518	194	238	32	2:09.999	47.003	83	46.417	164	36.579	157	140
15	1:28.015	33.411	188	29.949	221	24.655	196	238	33	2:16.806	50.056	105	48.485	173	38.265	103	125
16	1:45.734	33.533	190	30.049	219	42.152	58	240	34	2:01.391	44.655	150	49.325	93	27.411	196	206
17	2:30.765	1:35.291	187	30.423	219	25.051	194		35	1:30.948	34.554	190	30.893	207	25.501	196	240
18	1:28.452	33.800	188	29.914	220	24.738	195	238									

Lap	Time	SE1	SP1	SE2	SP2	SE3	SP3	TSP	Lap	Time	SE1	SP1	SE2	SP2	SE3	SP3	TSP
<b>8</b>	Ahlin-Kottulinsky, SWE / Feller, CHE										<b>theoretical besttime: 1:28.802</b>						
1	1:41.091	42.600	190	32.807	219	25.684	195	239	18	1:30.647	34.417	184	30.572	219	25.658	182	238
2	1:30.452	34.608	<b>190</b>	30.476	222	25.368	196	241	19	1:30.289	34.503	188	30.476	219	25.310	196	234
3	1:29.526	33.912	189	30.212	221	25.402	<b>197</b>	238	20	1:30.243	34.386	184	30.758		25.099	196	240
4	1:31.333	34.071	189	30.860	187	26.402	182	242	21	1:30.582	34.461	185	30.993	220	25.128	195	239
5	1:58.799	35.724	161	46.837	118	36.238	126	213	22	1:30.264	34.548	186	30.595	219	25.121	195	240
6	1:58.636	44.105	116	47.405	171	27.126	196	167	23	1:30.233	34.213	188	30.857	219	25.163	196	240
7	1:31.200	35.141	189	30.715	222	25.344	194	242	24	1:30.167	34.333	189	30.612	218	25.222	195	241
8	1:29.382	34.046	190	30.241	<b>223</b>	25.095	197	240	25	1:31.653	34.807	186	31.334	217	25.512	195	240
9	1:29.310	33.929	190	30.200	222	25.181	196	242	26	2:15.577	35.203	189	34.571	77	1:05.803	54	240
10	1:29.933	34.208	188	30.472	220	25.253	196	242	27	2:49.790	1:01.249	111	46.733	141	1:01.808	52	
11	1:30.108	34.878	187	30.192	220	25.038	196	241	28	2:13.043	57.485	100	49.405	130	26.153	195	
12	<b>1:28.984</b>	33.925	188	30.198	219	<b>24.861</b>	196	241	29	1:30.652	34.583	188	30.722	219	25.347	196	241
13	1:29.018	<b>33.889</b>	189	<b>30.052</b>	220	25.077	196	240	30	1:32.885	35.234	188	30.585	221	27.066	196	242
14	1:29.382	34.116	189	30.174	220	25.092	195	238	31	1:31.526	34.602	189	30.679	220	26.245	196	<b>243</b>
15	1:29.299	34.149	190	30.252	220	24.898	197	238	32	2:10.657	47.609	97	46.124	142	36.924	109	120
16	1:47.270	34.096	189	30.858	220	42.316	59	241	33	2:15.283	50.081	130	47.595	133	37.607	98	150
17	2:33.288	1:36.416	186	31.061	218	25.811	195		34		44.285	107	46.097	134			158



# ADAC GT Masters

## Sector List Race 2

Provisional



Motorsportarena Oschersleben, Length: 3696m

Air temperature: 16.06°C

Track temperature: 34.29°C

Weather condition: Dry

**DMSB** Reg. Nr.: 121/17

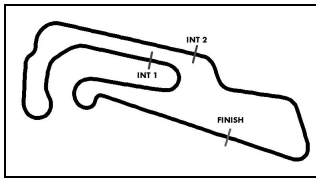
Sunday, April 30, 2017 13:03:00

Lap	Time	SE1	SP1	SE2	SP2	SE3	SP3	TSP	Lap	Time	SE1	SP1	SE2	SP2	SE3	SP3	TSP
<b>9 Erhart, DEU / Höher, AUT</b>									<b>theoretical besttime: 1:29.020</b>								
1	1:40.953	42.290	190	32.810	221	25.853	192	238	19	1:30.599	34.203	188	30.999	219	25.397	193	240
2	1:30.226	34.448	190	30.618	220	25.160	195	238	20	1:30.982	34.302	188	30.854	220	25.826	195	240
3	1:29.610	<b>33.749</b>	<b>191</b>	30.590	219	25.271	<b>196</b>	241	21	1:30.479	34.146	188	30.807	221	25.526	194	241
4	1:30.239	33.856	190	30.278	219	26.105	193	<b>242</b>	22	1:32.164	34.939	188	31.531	217	25.694	194	241
5	1:58.940	34.658	183	48.572	119	35.710	129	230	23	1:31.215	34.417	188	31.164	217	25.634	194	239
6	1:59.576	44.244	130	47.778	155	27.554	195	142	24	1:31.111	34.303	187	31.194	219	25.614	194	238
7	1:30.690	34.878	189	30.629	222	25.183	196	241	25	1:33.091	34.701	187	32.137	218	26.253	194	241
8	1:29.477	34.206	190	<b>30.223</b>	221	<b>25.048</b>	194	241	26	2:14.646	35.365	189	32.177	168	1:07.104	58	237
9	<b>1:29.248</b>	33.783	190	30.416	217	25.049	196	241	27	2:48.332	57.337	119	47.264	127	1:03.731	54	
10	1:30.377	34.310	185	30.905	219	25.162	193	241	28	2:10.072	54.358	92	49.469	125	26.245	195	
11	1:29.707	34.139	190	30.377	217	25.191	194	240	29	1:31.611	34.468	188	31.067	222	26.076	196	240
12	1:31.063	35.344	189	30.609	219	25.110	195	238	30	1:32.574	35.488	187	31.185	218	25.901	196	241
13	1:29.550	33.980	189	30.441	219	25.129	195	240	31	1:31.554	34.334	188	31.078	220	26.142	194	242
14	1:29.348	33.955	190	30.279	219	25.114	194	239	32	2:10.109	47.860	96	46.523	155	35.726	85	113
15	1:29.460	34.009	190	30.362	219	25.089	195	237	33	2:15.475	50.069	120	47.201	137	38.205	144	133
16	1:47.335	34.450	190	30.420	218	42.465	59	241	34	1:59.057	43.575	144	45.954	118	29.528	195	127
17	2:33.061	1:36.731	189	30.926	218	25.404	195		35	1:32.775	35.221	188	31.657	218	25.897	195	242
18	1:30.978	34.368	187	31.281	219	25.329	194	238									

<b>13 Barth, DEU / Hackländer, DEU</b>									<b>theoretical besttime: 1:28.547</b>								
1	1:40.336	41.859	192	32.753	221	25.724	199	242	14	1:47.491	34.200	194	31.120	225	42.171	59	244
2	1:29.644	34.370	192	30.275	222	24.999	200	242	15	2:32.943	1:37.182	191	30.517	222	25.244	199	
3	1:29.064	34.062	194	30.217	223	<b>24.785</b>	<b>202</b>	244	16	1:29.959	34.103	194	30.726	221	25.130	201	244
4	1:30.508	34.043	195	30.170	216	26.295	196	247	17	1:29.038	34.055	192	30.007	223	24.976	201	244
5	1:59.555	34.636	189	49.385	110	35.534	142	219	18	<b>1:28.801</b>	<b>33.892</b>	196	<b>29.959</b>	<b>223</b>	24.950	201	243
6	1:59.886	44.323	117	47.705	141	27.858	201	145	19	1:29.607	<b>33.803</b>	<b>195</b>	30.742	223	25.062	201	246
7	1:30.358	34.903	193	30.347	224	25.108	200	246	20	1:29.482	33.985	194	30.549	225	24.948	201	245
8	1:29.248	34.080	194	30.215	224	24.953	201	245	21	1:29.300	34.088	193	30.256	224	24.956	201	244
9	1:29.228	34.062	193	30.292	224	24.874	201	247	22	1:29.261	34.019	194	30.267	220	24.975	200	245
10	1:29.141	33.964	195	30.225	223	24.952	202	244	23	1:29.713	34.183	197	30.315	222	25.215	198	245
11	1:29.537	34.038	195	30.526	225	24.973	201	246	24	1:30.549	34.374	195	30.665	221	25.510	199	245
12	1:28.959	34.060	195	29.971	<b>225</b>	24.928	202	<b>248</b>	25								245
13	1:29.393	34.326	192	30.062	224	25.005	200	244									

<b>17 Jaminet, FRA / Ammermüller, DEU</b>									<b>theoretical besttime: 1:28.442</b>								
1	1:38.205	40.636	189	32.533	221	25.036	195	230	4	1:30.543	33.620	192	30.295	188	26.628	196	243
2	<b>1:28.483</b>	33.530	191	<b>29.961</b>	<b>222</b>	24.992	197	241	5	1:58.647	35.168	158	49.249	133	34.230	173	201
3	1:28.989	<b>33.517</b>	192	30.508	222	<b>24.964</b>	<b>198</b>	<b>243</b>	6	2:20.141	44.719	151	48.623	118	46.799	57	165

<b>18 Friedrich, DEU / de Leener, BEL</b>									<b>theoretical besttime: 1:29.643</b>								
1	1:42.665	43.406	193	33.218	221	26.041	194	213	19	1:31.161	34.495	189	31.096	219	25.570	196	241
2	1:30.363	34.162	192	30.772	<b>222</b>	25.429	194	241	20	1:30.455	34.191	190	31.006	220	25.258	197	241
3	1:32.017	34.747	190	<b>30.566</b>	220	26.704	196	242	21	1:30.101	34.062	190	30.792	220	25.247	197	241
4	1:32.229	34.088	192	31.499	190	26.642	195	243	22	1:30.231	34.333	190	30.717	219	25.181	197	242
5	1:58.544	35.538	190	45.866	135	37.140	123	204	23	<b>1:29.741</b>	<b>34.003</b>	<b>191</b>	30.664	219	<b>25.074</b>	<b>198</b>	243
6	1:56.095	43.043	130	47.017	189	26.035	197	161	24	1:30.226	34.306	191	30.711	219	25.209	197	242
7	1:30.775	34.539	191	30.739	222	25.497	196	244	25	1:32.485	35.693	191	31.305	218	25.487	196	237
8	1:30.719	34.775	192	30.594	222	25.350	198	243	26	2:06.071	35.410	187	31.244	219	59.417	56	233
9	1:30.834	34.716	<b>194</b>	30.596	221	25.522	197	243	27	2:48.165	56.590	142	46.789	115	1:04.786	55	
10	1:30.965	34.518	186	30.830	219	25.617	<b>199</b>	243	28	2:08.448	52.854	109	49.674	131	25.920	196	
11	1:30.443	34.205	189	30.718	220	25.520	196	243	29	1:31.095	34.562	191	30.911	220	25.622	198	242
12	1:30.751	34.390	190	30.721	219	25.640	197	242	30	1:33.016	35.574	192	31.619	220	25.823	198	241
13	1:30.323	34.234	191	30.616	220	25.473	196	241	31	1:32.409	35.437	177	31.403	209	25.569	196	<b>244</b>
14	1:30.647	34.332	190	30.731	220	25.584	195	241	32	2:10.464	48.274	94	46.388	141	35.802	87	99
15	1:31.279	34.511	191	30.853	220	25.915	196	240	33	2:15.406	50.159	149	46.726	156	38.521	146	140
16	1:31.427	34.737	192	31.050	219	25.640	197	243	34	1:57.730	43.638	140	44.954	133	29.138	197	94
17	1:49.826	34.474	190	30.811	219	44.541	57	242	35	1:32.556	34.994	192	31.547	206	26.015	198	237
18	2:36.662	1:39.024	189	31.672	218	25.966	196										



# ADAC GT Masters

## Sector List Race 2

Provisional



Motorsportarena Oschersleben, Length: 3696m

Air temperature: 16.06°C

Track temperature: 34.29°C

Weather condition: Dry

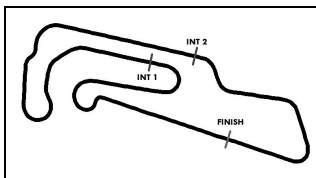
**DMSB** Reg. Nr.: 121/17

Sunday, April 30, 2017 13:03:00

Lap	Time	SE1	SP1	SE2	SP2	SE3	SP3	TSP	Lap	Time	SE1	SP1	SE2	SP2	SE3	SP3	TSP
<b>19</b> Perez Companc, ARG / Bortolotti, ITA									<b>theoretical besttime: 1:26.994</b>								
1	1:31.701	36.828	188	30.283	220	24.590	196	236	19	1:45.874	33.629	191	30.165	224	42.080	59	242
2	<b>1:27.112</b>	33.136	190	29.519	222	24.457	197	242	20	2:33.002	1:36.426	184	31.148	220	25.428	194	
3	1:27.217	33.182	<b>193</b>	29.646	221	<b>24.389</b>	198	242	21	1:31.613	34.424	190	31.650	219	25.539	196	240
4	1:28.250	<b>33.099</b>	192	29.667	222	25.484	196	244	22	1:32.311	35.068	187	31.888	220	25.355	196	241
5	2:02.740	40.208	120	48.024	157	34.508	154	232	23	1:30.288	34.341	192	30.777	218	25.170	196	240
6	2:05.222	45.633	102	49.230	116	30.359	197	158	24	1:30.253	33.996	192	30.811	219	25.446	197	241
7	1:28.646	34.210	190	29.953	221	24.483	196	241	25	1:33.746	34.980	189	31.237	219	27.529	193	242
8	1:27.856	33.772	190	<b>29.506</b>	223	24.578	197	241	26	2:26.733	37.692	189	47.747	99	1:01.294	58	238
9	1:27.820	33.782	191	29.573	222	24.465	197	240	27	2:50.050	1:07.785	90	43.943	117	58.322	59	
10	1:27.826	33.420	190	29.818	220	24.588	197	243	28	2:22.040	1:03.097	117	52.243	119	26.700	196	
11	1:27.734	33.435	191	29.734	221	24.565	197	241	29	1:31.019	34.298	189	31.258	220	25.463	195	240
12	1:27.778	33.484	192	29.710	220	24.584	197	242	30	1:30.308	34.161	192	30.978	219	25.169	199	240
13	1:27.781	33.617	190	29.667	222	24.497	197	242	31	1:33.233	34.212	190	30.829	189	28.192	162	242
14	1:27.779	33.367	191	29.860	221	24.552	197	242	32	2:08.141	45.261	90	46.078	167	36.802	152	167
15	1:27.806	33.512	190	29.731	222	24.563	198	241	33	2:16.615	49.553	111	48.514	170	38.548	99	160
16	1:27.823	33.466	192	29.851	220	24.506	198	<b>245</b>	34	2:01.607	44.175	149	49.472	92	27.960	197	201
17	1:27.857	33.530	191	29.788	222	24.539	198	242	35	1:31.204	34.429	190	31.134	221	25.641	197	242
18	1:28.189	33.560	192	29.772	221	24.857	198	242									

Lap	Time	SE1	SP1	SE2	SP2	SE3	SP3	TSP	Lap	Time	SE1	SP1	SE2	SP2	SE3	SP3	TSP
<b>20</b> Sylvest, DNK / Rogivue, CHE									<b>theoretical besttime: 1:27.996</b>								
1	1:34.576	38.211	184	31.126	219	25.239	192	235	19	1:28.447	33.868	191	29.752	219	24.827	195	238
2	1:29.101	34.005	190	30.104	218	24.992	194	237	20	1:46.202	33.939	191	30.165	219	42.098	56	239
3	1:28.487	33.910	191	29.842	219	24.735	195	238	21	2:32.295	1:36.097	190	30.687	218	25.511	194	
4	1:29.000	<b>33.762</b>	191	29.952	219	25.286	194	239	22	1:30.355	34.293	189	30.608	218	25.454	195	237
5	1:59.360	36.084	111	48.674	148	34.602	107	219	23	1:49.087	53.117	190	30.923	219	25.047	196	238
6	2:03.515	44.666	119	48.880	120	29.969	194	195	24	1:30.392	34.527	190	30.747	216	25.118	196	240
7	1:29.823	34.432	190	30.191	219	25.200	196	240	25	1:31.243	34.742	191	30.882	217	25.619	195	238
8	1:28.847	33.963	190	30.011	<b>220</b>	24.873	195	238	26	2:18.535	36.643	189	37.196	73	1:04.696	53	236
9	1:28.677	33.897	190	30.069	219	24.711	196	239	27	2:49.794	1:02.719	91	46.433	127	1:00.642	53	
10	1:28.736	33.942	190	30.052	219	24.742	194	240	28	2:14.557	59.175	98	49.346	131	26.036	193	
11	1:28.409	33.879	190	29.959	219	24.571	196	238	29	1:30.875	34.681	189	30.823	219	25.371	196	237
12	1:28.442	33.973	191	29.910	218	24.559	<b>197</b>	239	30	1:32.858	34.524	190	31.472	218	26.862	196	240
13	1:28.477	33.908	189	29.923	220	24.646	194	238	31	1:31.682	34.291	191	30.909	210	26.482	184	<b>240</b>
14	1:28.269	33.878	191	29.779	219	24.612	196	237	32	2:10.036	47.117	94	45.737	157	37.182	116	139
15	<b>1:28.219</b>	33.762	<b>192</b>	29.828	220	24.629	195	237	33	2:15.421	49.869	141	47.717	126	37.835	93	162
16	1:28.347	33.897	192	29.930	218	<b>24.520</b>	196	239	34	1:59.223	44.335	120	47.177	106	27.711	195	135
17	1:28.584	33.917	192	29.983	219	24.684	196	238	35	1:31.382	34.885	190	30.880	201	25.617	195	238
18	1:28.413	33.944	191	<b>29.714</b>	219	24.755	195	240									

Lap	Time	SE1	SP1	SE2	SP2	SE3	SP3	TSP	Lap	Time	SE1	SP1	SE2	SP2	SE3	SP3	TSP
<b>21</b> Stolz, DEU / Ludwig, DEU									<b>theoretical besttime: 1:28.261</b>								
1	1:36.359	39.660	189	31.546	219	25.153	194	238	19	1:28.709	<b>33.726</b>	<b>190</b>	29.952	221	25.031	195	239
2	1:29.024	34.111	190	30.008	219	24.905	196	238	20	1:29.157	34.018	190	30.119	221	25.020	197	240
3	<b>1:28.532</b>	33.835	191	30.074	219	24.623	<b>197</b>	238	21	1:29.612	34.008	191	30.475	220	25.129	196	240
4	1:30.649	33.865	191	30.043	219	26.741	189	<b>241</b>	22	1:29.098	34.024	190	30.071	219	25.003	196	240
5	1:57.937	35.254	136	48.556	116	34.127	152	231	23	1:29.549	34.086	193	30.206	220	25.257	197	240
6	2:02.561	44.711	152	49.068	99	28.782	195	179	24	1:29.552	34.035	189	30.283	221	25.234	196	240
7	1:29.859	34.518	190	30.435	220	24.906	196	239	25	1:32.345	34.272	191	30.171	215	27.902	180	241
8	1:29.169	34.056	190	30.362	220	24.751	196	240	26	2:28.931	37.810	190	47.853	73	1:03.268	54	210
9	1:28.895	33.975	191	30.124	220	24.796	196	240	27	2:50.516	1:05.110	78	45.692	148	59.714	52	
10	1:28.769	33.866	189	30.126	219	24.777	195	240	28	2:16.588	1:00.720	102	50.093	127	25.775	194	
11	1:28.613	33.989	189	29.958	220	24.666	197	238	29	1:30.564	34.511	189	30.655	221	25.398	197	239
12	1:28.551	33.857	191	30.045	219	24.649	196	241	30	1:30.563	34.827	189	30.597	220	25.139	196	241
13	1:28.922	33.976	189	30.162	<b>221</b>	24.784	195	238	31	1:33.147	34.131	191	30.659	196	28.357	156	240
14	1:28.840	34.084	189	30.149	220	<b>24.607</b>	195	238	32	2:09.587	46.567	107	46.066	143	36.954	117	147
15	1:46.416	33.966	190	29.980	221	42.470	53	237	33	2:16.071	50.176	105	48.075	138	37.820	95	183
16	2:30.143	1:35.006	189	30.124	219	25.013	195		34	1:59.879	44.145	142	48.441	86	27.293	196	159
17	1:29.014	33.861	191	30.195	219	24.958	196	239	35	1:31.418	34.706	190	30.815	207	25.897	196	239
18	1:29.258	34.444	190	<b>29.928</b>	220	24.886	196	238									



# ADAC GT Masters



## Sector List Race 2

Provisional

Motorsportarena Oschersleben, Length: 3696m

Air temperature: 16.06°C

Track temperature: 34.29°C

Weather condition: Dry

**DMSB** Reg. Nr.: 121/17

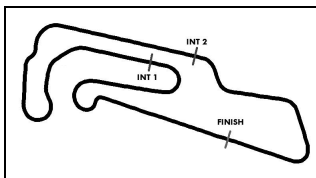
Sunday, April 30, 2017 13:03:00

Lap	Time	SE1	SP1	SE2	SP2	SE3	SP3	TSP	Lap	Time	SE1	SP1	SE2	SP2	SE3	SP3	TSP
<b>22 Lips, CHE / Huisman, NLD</b>									<b>theoretical besttime: 1:28.942</b>								
1	1:41.578	42.855	192	32.661	220	26.062	200	236	17	1:29.937	34.338	193	30.565	224	<b>25.034</b>	<b>200</b>	247
2	1:30.373	34.517	192	30.523	225	25.333	198	244	18	1:29.464	34.027	195	30.398	224	25.039	200	247
3	1:30.282	34.914	192	30.183	225	25.185	197	247	19	1:47.217	33.933	194	30.350	225	42.934	58	246
4	1:32.222	<b>33.757</b>	192	31.277	179	27.188	170	246	20	2:34.289	1:37.261	188	31.203	220	25.825	199	
5	1:58.526	36.146	175	45.808	115	36.572	127	199	21	1:31.805	34.655	190	30.759	226	26.391	183	247
6	1:57.578	43.889	107	46.649	157	27.040	197	166	22	1:31.959	35.096	192	31.074	224	25.789	199	241
7	1:30.846	34.546	194	30.787	<b>227</b>	25.513	200	246	23	1:31.129	34.395	192	30.981	224	25.753	200	246
8	1:30.958	35.203	193	30.377	225	25.378	200	247	24	1:31.302	34.644	192	31.001	224	25.657	199	247
9	<b>1:29.191</b>	33.818	194	30.250	225	25.123	199	247	25	1:32.851	34.639	190	31.908	224	26.304	196	246
10	1:29.568	33.917	<b>195</b>	30.354	223	25.297	199	247	26	2:12.659	35.405	193	32.053	178	1:05.201	53	228
11	1:29.381	33.878	193	30.309	224	25.194	<b>201</b>	248	27	2:48.897	59.365	132	46.526	144	1:03.006	50	
12	1:30.115	34.108	194	30.631	225	25.376	200	248	28	2:11.619	55.560	102	49.400	126	26.659	200	
13	1:29.534	34.001	195	30.295	226	25.238	200	246	29	1:32.001	34.825	191	31.020	225	26.156	198	246
14	1:29.629	34.072	191	30.357	225	25.200	197	247	30	1:32.328	35.430	191	31.185	224	25.713	200	247
15	1:29.322	34.001	194	<b>30.151</b>	225	25.170	199	245	31		4:05.518	13					<b>248</b>
16	1:29.714	34.019	191	30.435	225	25.260	200	247									

Lap	Time	SE1	SP1	SE2	SP2	SE3	SP3	TSP	Lap	Time	SE1	SP1	SE2	SP2	SE3	SP3	TSP
<b>24 Salaquarda, CZE / Winkelhock, DEU</b>									<b>theoretical besttime: 1:28.124</b>								
1	1:34.938	38.793	<b>190</b>	30.948	219	25.197	193	235	19	2:30.824	1:35.122	187	30.697	216	25.005	193	
2	1:29.161	34.085	189	30.116	221	24.960	193	238	20	1:29.157	34.177	187	30.208	219	24.772	194	238
3	1:28.658	33.978	188	30.051	218	24.629	194	240	21	1:28.715	<b>33.675</b>	<b>188</b>	30.150	219	24.890	195	239
4	1:30.087	33.748	189	30.175	219	26.164	191	240	22	1:29.453	33.732	188	30.444	220	25.277	195	240
5	1:58.521	35.910	151	47.972	134	34.639	138	225	23	1:30.021	34.243	186	30.736	216	25.042	195	240
6	2:02.989	44.514	118	49.039	109	29.436	194	175	24	1:29.884	34.306	188	30.569	218	25.009	195	241
7	1:29.742	34.570	188	30.157	<b>221</b>	25.015	194	241	25	1:32.408	34.276	189	30.428	219	27.704	172	<b>241</b>
8	1:29.038	34.106	188	30.089		24.843	193	240	26	2:27.611	37.752	190	47.891	82	1:01.968	59	202
9	1:28.746	33.933	189	30.069	220	24.744	194	240	27	2:50.652	1:06.582	81	45.546	152	58.524	54	
10	1:28.568	33.789	189	30.116	220	24.663	195	240	28	2:18.410	1:01.528	124	51.075	121	25.807	194	
11	1:28.561	33.840	189	30.024	219	24.697	195	240	29	1:30.878	34.880	190	30.683	220	25.315	195	240
12	1:28.796	33.904	189	30.014	219	24.878	193	240	30	1:30.784	34.905	188	30.779	218	25.100	196	241
13	1:28.599	33.806	189	30.024	219	24.769	193	237	31	1:33.212	34.227	189	30.661	205	28.324	143	241
14	1:28.672	33.865	188	30.126	219	24.681	194	237	32	2:09.508	46.249	110	45.956	155	37.303	115	160
15	<b>1:28.196</b>	33.747	189	<b>29.864</b>	220	<b>24.585</b>	194	237	33	2:15.870	49.864	96	48.150	153	37.856	94	194
16	1:28.917	34.162	190	30.163	219	24.592	194	240	34	2:00.204	43.760	152	49.029	84	27.415	195	173
17	1:28.827	33.744	189	30.190	218	24.893	194	239	35	1:31.509	34.862	186	30.796	219	25.851	196	240
18	1:46.401	33.959	190	30.411	219	42.031	59	238									

Lap	Time	SE1	SP1	SE2	SP2	SE3	SP3	TSP	Lap	Time	SE1	SP1	SE2	SP2	SE3	SP3	TSP
<b>25 Ortmann, DEU / Stippler, DEU</b>									<b>theoretical besttime: 1:28.453</b>								
1	1:39.948	41.514	189	32.794	220	25.640	194	242	14	1:29.061	34.007	189	30.139	220	24.915	195	238
2	1:29.079	34.105	190	<b>30.082</b>	220	24.892	195	240	15	1:47.039	34.187	187	30.397	220	42.455	59	238
3	<b>1:28.613</b>	<b>33.615</b>	188	30.149	220	24.849	194	240	16	2:32.901	1:37.296	189	30.509	216	25.096	194	
4	1:31.001	33.706	189	30.336	216	26.959	193	240	17	1:29.555	34.051	190	30.542	219	24.962	194	240
5	1:59.615	34.896	161	49.480	102	35.239	155	238	18	1:29.558	34.059	187	30.396	219	25.103	194	238
6	2:00.271	44.580	128	47.788	149	27.903	194	166	19	1:29.194	33.949	189	30.291	219	24.954	194	239
7	1:30.065	34.539	189	30.640	220	24.886	194	241	20	1:28.902	33.911	191	30.186	219	24.805	194	240
8	1:29.031	33.980	189	30.145	220	24.906	195	239	21	1:29.405	34.109	189	30.376	219	24.920	194	239
9	1:29.178	33.829	189	30.399	<b>221</b>	24.950	193	240	22	1:29.655	34.087	190	30.500	219	25.068	195	240
10	1:29.159	33.779	189	30.373	219	25.007	193	239	23	1:30.798	34.826	189	30.423	219	25.549	196	241
11	1:28.960	33.800	189	30.227	219	24.933	195	238	24	1:31.268	35.086	188	30.682	219	25.500	196	<b>242</b>
12	1:29.375	34.006	189	30.400	219	24.969	196	240	25								242
13	1:29.033	33.987	187	30.290	219	<b>24.756</b>	194	240									

Lap	Time	SE1	SP1	SE2	SP2	SE3	SP3	TSP	Lap	Time	SE1	SP1	SE2	SP2	SE3	SP3	TSP
<b>26 Mücke, DEU / Asch, DEU</b>									<b>theoretical besttime: 1:28.541</b>								
1	1:39.393	41.335	186	32.676	217	25.382	193	240	19	1:28.744	<b>33.787</b>	<b>189</b>	30.221	218	24.736	193	238
2	1:28.932	34.005	190	30.209	217	24.718	195	237	20	1:29.293	34.414	189	30.203	219	<b>24.676</b>	<b>194</b>	237
3	<b>1:28.671</b>	33.809	<b>191</b>	30.134	217	24.728	195	237	21	1:28.882	33.898	189	30.141	219	24.843	192	237
4	1:30.865	33.864	191	30.305	209	26.696	195	239	22	1:29.058	34.056	189	30.180	218	24.822	194	238
5	1:59.503	35.214	163	49.076	116	35.213	160	217	23	1:29.190	33.944	190	30.315	217	24.931	194	238
6	2:00.602	44.432	129	47.786	134	28.384	193	148	24	1:29.067	33.923	190	30.316	218	24.828	194	238
7	1:30.178	34.736	190	30.519	219	24.923	195	237	25	1:29.924	33.964	188	30.156	219	25.804	194	238
8	1:29.062	33.919	191	30.226	218	24.917	194	237	26	2:29.410	38.696	189	47.151	63	1:03.563	55	180
9	1:28.969	33.928	191	30.275	219	24.766	194	238	27	2:50.319	1:04.325	83	46.216	150	59.778	52	



# ADAC GT Masters



## Sector List Race 2

Provisional

Motorsportarena Oschersleben, Length: 3696m

Air temperature: 16.06°C

Track temperature: 34.29°C

Weather condition: Dry

**DMSB** Reg. Nr.: 121/17

Sunday, April 30, 2017 13:03:00

Lap	Time	SE1	SP1	SE2	SP2	SE3	SP3	TSP	Lap	Time	SE1	SP1	SE2	SP2	SE3	SP3	TSP
10	1:29.202	33.892	190	30.543	217	24.767	195	238	28	2:15.631	1:00.354	98	49.420	132	25.857	194	
11	1:29.140	33.825	190	30.359	218	24.956	195	238	29	1:30.217	34.414	190	30.429	219	25.374	195	237
12	1:29.371	33.967	190	30.433	217	24.971	<b>196</b>	240	30	1:31.695	34.673	188	31.741	217	25.281	195	<b>240</b>
13	1:28.995	33.836	190	30.242	219	24.917	194	238	31	1:32.759	34.123	191	30.421	219	28.215	167	240
14	1:29.279	33.955	189	30.274	218	25.050	193	237	32	2:10.615	47.264	116	45.958	136	37.393	116	140
15	1:29.338	34.090	190	30.332	219	24.916	195	237	33	2:15.551	49.498	128	48.462	110	37.591	91	177
16	1:46.651	34.015	191	30.820	217	41.816	58	240	34	1:59.108	44.194	123	47.514	103	27.400	194	145
17	2:30.505	1:35.244	189	30.413	217	24.848	194		35	1:31.279	34.276	191	30.921	219	26.082	193	238
18	1:28.672	33.791	189	<b>30.078</b>	219	24.803	194	236									

### 36 Bachler, AUT / Macdowall, GBR

theoretical besttime: 1:28.579

1	1:43.557	40.520	184	37.638	221	25.399	196	241	19	1:29.872	33.808	191	30.564	221	25.500	198	244
2	1:29.811	34.071	191	30.482	222	25.258	196	242	20	1:29.920	34.256	192	30.731	223	24.933	198	244
3	1:29.291	33.903	193	30.368	220	25.020	195	242	21	1:30.387	33.897	192	30.915	225	25.575	196	244
4	1:32.702	33.812	191	31.294	174	27.596	189	243	22	1:29.096	<b>33.741</b>	<b>194</b>	30.282	220	25.073	190	242
5	1:58.181	35.659	183	46.389	122	36.133	145	214	23	1:29.456	34.017	193	30.395	220	25.044	199	239
6	1:57.325	43.979	102	46.885	196	26.461	197	181	24	1:30.570	35.237	193	30.340	221	24.993	197	244
7	1:31.192	35.081	192	30.691	222	25.420	198	242	25	1:33.201	35.010	193	32.204	221	25.987	196	243
8	1:30.716	34.776	191	30.673	223	25.267	197	243	26	2:16.508	35.557	191	33.932	77	1:07.019	54	218
9	1:29.268	33.798	192	30.406	222	25.064	197	244	27	2:49.103	59.962	120	46.481	159	1:02.660	51	
10	1:29.430	33.920	191	30.348	222	25.162	198	242	28	2:12.037	56.433	107	49.597	116	26.007	200	
11	1:29.489	33.940	192	30.467	222	25.082	198	245	29	1:29.662	34.211	192	30.278	224	25.173	199	<b>246</b>
12	1:30.032	34.035	193	30.658	222	25.339	197	245	30	1:32.661	35.054	191	30.565	223	27.042	200	246
13	1:29.659	34.139	191	30.412	222	25.108	196	243	31	1:33.265	34.659	191	31.042	198	27.564	194	245
14	1:47.568	34.008	191	30.310	224	43.250	57	242	32	2:09.779	47.547	75	46.047	146	36.185	95	109
15	2:35.325	1:39.165	193	30.965	222	25.195	195		33	2:15.321	50.198	132	47.235	134	37.888	110	155
16	1:29.625	34.512	193	30.079	223	25.034	197	242	34	1:59.164	44.227	128	46.163	117	28.774	198	133
17	1:29.003	33.939	<b>194</b>	30.154	220	<b>24.910</b>	196	241	35	1:30.540	34.230	193	30.628	214	25.682	191	242
18	<b>1:28.654</b>	33.766	193	<b>29.928</b>	222	24.960	196	241									

### 42 Collard, GBR / Eng, AUT

theoretical besttime: 1:26.698

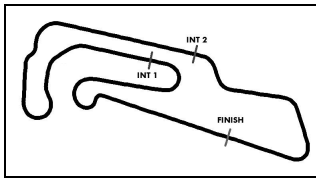
1	1:28.506	34.675	188	29.439	219	24.392	197	236	19	1:27.585	33.467	192	29.605	222	24.513	197	240
2	1:27.095	<b>33.130</b>	191	29.416	220	24.549	197	239	20	1:45.004	33.551	190	29.676	221	41.777	59	240
3	1:26.943	33.132	191	29.348	219	24.463	198	240	21	2:32.513	1:37.013	189	30.497	220	25.003	197	
4	1:27.299	33.170	192	29.359	219	24.770	192	241	22	1:29.511	34.142	185	30.251	221	25.118	197	240
5	2:04.278	41.628	113	48.102	146	34.548	143	196	23	1:29.215	33.826	190	30.361	219	25.028	198	241
6	2:06.482	45.405	134	49.859	107	31.218	196	164	24	1:29.459	34.165	190	30.349	219	24.945	198	242
7	1:27.470	33.576	190	29.608	219	24.286	196	239	25	1:29.244	33.865	190	30.345	219	25.034	198	<b>242</b>
8	<b>1:26.850</b>	33.210	191	<b>29.293</b>	221	24.347	197	239	26	2:43.239	44.530	86	58.568	80	1:00.141	55	223
9	1:27.158	33.254	191	29.543	221	24.361	197	240	27	2:50.604	1:07.884	139	46.414	132	56.306	59	
10	1:27.085	33.260	191	29.522	220	24.303	197	240	28	2:23.889	1:04.338	138	53.343	124	26.208	197	
11	1:27.365	33.409	191	29.596	220	24.360	196	240	29	1:29.137	34.203	189	30.080	222	24.854	199	238
12	1:27.100	33.363	<b>192</b>	29.365	221	24.372	197	241	30	1:29.021	33.830	190	30.209	219	24.982	198	242
13	1:27.271	33.469	191	29.527	220	<b>24.275</b>	196	240	31	1:34.500	34.121	189	30.431	219	29.948	147	241
14	1:27.591	33.510	191	29.597	221	24.484	196	238	32	2:10.038	46.895	94	45.937		37.206	160	173
15	1:27.581	33.540	191	29.518	<b>222</b>	24.523	197	239	33	2:15.530	50.154	96	47.857	129	37.519	154	166
16	1:27.615	33.538	190	29.712	219	24.365	197	240	34	2:04.159	45.845	145	50.329	83	27.985	197	167
17	1:27.594	33.479	192	29.630	221	24.485	197	240	35	1:30.593	34.227	189	30.389	221	25.977	197	239
18	1:27.596	33.510	191	29.637	221	24.449	197	241									

### 44 Busch, DEU / Busch, DEU

theoretical besttime: 1:29.365

1	1:43.210	43.395	184	33.818	<b>219</b>	25.997	191	232	19	<b>1:29.513</b>	<b>34.067</b>	<b>185</b>	30.445	218	25.001	193	238
2	1:31.396	34.833	187	30.959	219	25.604	192	238	20	1:29.781	34.276	186	30.487	217	25.018	193	237
3	1:31.798	35.031	186	31.082	216	25.685	192	237	21	1:30.101	34.122	188	30.686	218	25.293	193	237
4	1:33.349	34.647	186	31.980	215	26.722	190	238	22	1:29.909	34.195	185	30.647	216	25.067	194	237
5	1:56.763	35.206	184	44.389	133	37.168	118	233	23	1:29.784	34.297	185	30.554	217	<b>24.933</b>	<b>194</b>	238
6	1:56.575	43.304	129	46.989	187	26.282	191	151	24	1:30.145	34.343	186	30.586	216	25.216	194	239
7	1:31.489	34.954	186	30.969	217	25.566	191	237	25	1:32.658	35.826	188	31.419	216	25.413	192	234
8	1:31.258	34.865	187	30.813	217	25.580	192	237	26	2:10.262	35.074	186	31.135	217	1:04.053	58	237
9	1:31.199	34.862	186	30.727	216	25.610	191	237	27	2:48.051	57.207	122	46.851	121	1:03.993	54	
10	1:30.707	34.492	186	30.845	216	25.370	192	237	28	2:09.599	54.156	106	49.267	127	26.176	193	
11	1:31.123	34.710	184	30.921	215	25.492	193	238	29	1:31.395	34.772	188	30.807	218	25.816	194	239
12	1:30.853	34.686	186	30.839	216	25.328	193	237	30	1:32.609	35.365	187	31.484	219	25.760	195	240





# ADAC GT Masters



## Sector List Race 2

Provisional

Motorsportarena Oschersleben, Length: 3696m

Air temperature: 16.06°C

Track temperature: 34.29°C

Weather condition: Dry

**DMSB** Reg. Nr.: 121/17

Sunday, April 30, 2017 13:03:00

Lap	Time	SE1	SP1	SE2	SP2	SE3	SP3	TSP	Lap	Time	SE1	SP1	SE2	SP2	SE3	SP3	TSP
13	1:30.600	34.475	186	30.698	218	25.427	192	237	31	1:32.349	35.512	185	31.170	218	25.667	193	<b>242</b>
14	1:30.859	34.663	184	30.818	217	25.378	191	237	32	2:10.549	48.165	89	46.406	148	35.978	73	104
15	1:48.158	34.676	185	30.958	217	42.524	59	235	33	2:15.239	49.973	136	47.134	152	38.132	143	134
16	2:34.283	1:38.542	188	30.719	216	25.022	191		34	1:58.277	43.762	143	45.252	129	29.263	193	113
17	1:29.718	34.214	186	<b>30.365</b>	219	25.139	194	237	35	1:32.400	34.918	188	31.605	212	25.877	196	239
18	1:29.917	34.322	187	30.450	218	25.145	193	237									

### 48 Dontje, NLD / Kirchhöfer, DEU

theoretical besttime: 1:28.025

1	1:33.693	37.385	189	31.106	220	25.202	195	235	19	1:29.541	33.969	189	30.456	220	25.116	195	239
2	1:28.611	33.986	189	29.793	220	24.832	196	239	20	1:29.379	33.975	190	30.513	220	24.891	197	241
3	1:28.191	33.832	192	<b>29.686</b>	219	24.673	197	239	21	1:30.022	34.029	191	30.563	221	25.430	196	240
4	1:28.844	33.780	<b>192</b>	29.994	219	25.070	195	<b>241</b>	22	1:30.338	34.317	191	30.755	219	25.266	197	239
5	1:59.648	36.666	101	48.416	163	34.566	141	237	23	1:30.006	34.314	189	30.409	219	25.283	196	241
6	2:04.270	44.873	124	49.370	127	30.027	196	134	24	1:29.998	34.345	190	30.300	220	25.353	196	240
7	1:29.360	34.413	191	30.166	220	24.781	196	240	25	1:31.859	34.112	191	30.488	219	27.259	191	240
8	1:28.421	33.889	192	29.806	220	24.726	197	240	26	2:27.219	37.017	187	48.371	93	1:01.831	57	185
9	1:28.389	33.844	192	29.828	220	24.717	197	240	27	2:50.681	1:06.577	86	45.049	141	59.055	53	
10	1:28.413	33.823	191	29.940	219	24.650	197	240	28	2:19.112	1:01.810	111	51.043	125	26.259	195	
11	1:28.279	33.833	191	29.788	219	24.658	197	240	29	1:31.099	34.650	190	30.793	221	25.656	190	238
12	1:28.195	33.836	191	29.740	219	24.619	197	241	30	1:30.622	34.699	191	30.536	219	25.387	197	239
13	1:28.361	33.845	191	29.781	220	24.735	196	239	31	1:33.005	34.263	189	30.711	203	28.031	158	241
14	<b>1:28.169</b>	<b>33.760</b>	191	29.830	220	<b>24.579</b>	196	239	32	2:08.712	45.438	110	46.576	138	36.698	130	165
15	1:28.329	33.839	191	29.817	220	24.673	<b>198</b>	238	33	2:16.240	49.826	105	48.740	154	37.674	96	173
16	1:28.266	33.760	191	29.869	219	24.637	197	241	34	2:01.030	44.228	148	49.024	92	27.778	196	151
17	1:46.227	33.897	192	29.970	220	42.360	58	240	35	1:31.410	34.541	190	31.047	219	25.822	197	239
18	2:32.157	1:36.474	189	30.472	<b>221</b>	25.211	195										

### 50 Geipel, DEU / Frey, CHE

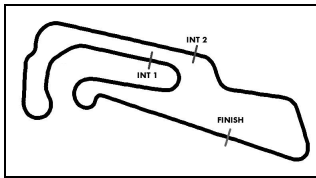
theoretical besttime: 1:28.376

1	1:41.801	40.014	187	36.040	221	25.747	194	239	19	1:44.257	48.750	189	30.434	218	25.073	193	
2	1:30.387	34.550	190	30.570	222	25.267	<b>197</b>	241	20	1:29.320	33.966	189	30.425	218	24.929	195	238
3	1:29.203	34.041	189	30.137	219	25.025	197	<b>243</b>	21	1:29.432	33.958	188	30.474	219	25.000	196	240
4	1:32.661	34.033	190	30.955	175	27.673	174	242	22	1:29.568	33.898	189	30.611	217	25.059	195	240
5	1:57.980	35.082	176	46.601	116	36.297	126	219	23	1:29.785	34.033	189	30.578	218	25.174	196	241
6	1:57.964	43.836	114	47.229	160	26.899	197	182	24	1:29.959	34.058	189	30.644	219	25.257	196	240
7	1:30.441	34.624	188	30.655	<b>223</b>	25.162	197	243	25	1:32.733	36.014	188	30.980	218	25.739	194	241
8	1:29.558	34.250	190	30.230	223	25.078	196	242	26	2:08.278	35.660	189	30.973	219	1:01.645	54	214
9	1:29.239	33.801	<b>191</b>	30.295	220	25.143	197	242	27	2:47.323	55.032	128	46.392	120	1:05.899	52	
10	1:28.908	34.003	186	30.128	219	<b>24.777</b>	195	242	28	2:07.321	51.316	127	49.959	125	26.046	194	
11	1:28.814	33.934	190	30.044	220	24.836	196	240	29	1:30.481	34.316	190	30.682	220	25.483	196	239
12	1:29.104	33.878	190	30.206	220	25.020	196	242	30	1:32.266	35.078	189	31.407	219	25.781	196	242
13	1:29.253	34.047	184	30.147	222	25.059	196	241	31	1:31.403	34.968	172	30.790	220	25.645	196	243
14	<b>1:28.399</b>	<b>33.622</b>	188	<b>29.977</b>	222	24.800	195	240	32	2:10.435	48.331	87	46.274	152	35.830	77	100
15	1:28.855	33.801	190	30.165	222	24.889	195	239	33	2:15.434	50.209	132	46.786	141	38.439	147	131
16	1:47.713	33.933	190	31.584	221	42.196	58	241	34	1:58.516	43.651	143	45.502	123	29.363	196	124
17	2:29.559	1:34.109	189	30.418	219	25.032	192		35	1:31.499	34.483	190	31.166	219	25.850	194	241
18	1:46.697	34.137	188	30.450	219	42.110	59	238									

### 63 Ineichen, CHE / Engelhart, DEU

theoretical besttime: 1:27.449

1	1:46.992	38.305	191	43.838	220	24.849	199	241	19	1:29.291	34.028	189	30.107	220	25.156	198	240
2	<b>1:27.701</b>	<b>33.361</b>	190	<b>29.594</b>	<b>224</b>	24.746	<b>199</b>	242	20	1:29.045	33.682	189	30.313	222	25.050	196	243
3	1:29.747	33.493	<b>192</b>	30.335	220	25.919	197	242	21	1:29.406	33.942	186	30.330	223	25.134	197	243
4	1:31.534	33.531	191	30.694	168	27.309	195	242	22	1:29.919	34.297	190	30.294	221	25.328	196	243
5	1:59.176	35.694	189	46.383	109	37.099	137	212	23	1:30.849	34.446	191	30.746	221	25.657	197	242
6	1:55.870	43.002	123	46.736	195	26.132	197	169	24	1:31.347	34.957	190	30.670	221	25.720	195	243
7	1:30.574	34.593	190	30.572	223	25.409	197	244	25	1:32.617	35.516	191	31.502	219	25.599	198	242
8	1:29.510	34.756	189	29.819	223	24.935	198	244	26	2:19.130	35.953	190	39.481	72	1:03.696	56	242
9	1:28.945	33.687	190	29.975	224	25.283	198	244	27	2:50.174	1:03.820	86	46.344	126	1:00.010	53	
10	1:29.728	34.181	188	30.474	223	25.073	198	244	28	2:15.281	59.898	95	49.288	132	26.095	195	
11	1:29.356	34.341	189	29.981	221	25.034	198	<b>245</b>	29	1:29.923	34.374	190	30.392	224	25.157	198	241
12	1:28.114	33.784	189	29.836	222	<b>24.494</b>	198	241	30	1:32.954	34.682	189	32.550	221	25.722	199	244
13	1:28.402	33.620	190	29.854	224	24.928	198	241	31	1:31.408	34.092	192	30.322	221	26.994	157	243
14	1:28.681	33.813	191	30.095	222	24.773	196	241	32	2:11.201	47.805	105	45.672	171	37.724	114	140
15	1:28.579	33.795	190	29.838	223	24.946	197	241	33	2:15.115	49.390	137	48.087	112	37.638	100	174



# ADAC GT Masters



## Sector List Race 2

Provisional

Motorsportarena Oschersleben, Length: 3696m

Air temperature: 16.06°C

Track temperature: 34.29°C

Weather condition: Dry

**DMSB** Reg. Nr.: 121/17

Sunday, April 30, 2017 13:03:00

Lap	Time	SE1	SP1	SE2	SP2	SE3	SP3	TSP	Lap	Time	SE1	SP1	SE2	SP2	SE3	SP3	TSP
16	1:29.399	33.921	190	30.746	222	24.732	197	242	34	1:59.372	44.563	110	46.961	110	27.848	197	145
17	1:46.156	33.729	190	30.149	224	42.278	59	243	35	1:30.812	34.283	191	30.569	221	25.960	198	242
18	2:32.144	1:36.385	188	30.581	224	25.178	197										

### 66 Judek, DEU / Lindholm, DEU

theoretical besttime: 1:28.474

1	1:37.411	40.460	187	32.149	220	24.802	195	241	19	1:47.452	34.090	189	30.685	221	42.677	58	241
2	1:28.751	33.875	191	30.139	<b>221</b>	<b>24.737</b>	<b>197</b>	241	20	2:35.857	1:38.236	190	31.202	218	26.419	194	
3	<b>1:28.494</b>	<b>33.634</b>	<b>193</b>	30.121	221	24.739	197	<b>242</b>	21	1:31.894	34.606	189	31.324	220	25.964	196	240
4	1:30.388	33.961	191	30.288	190	26.139	196	242	22	1:31.269	34.406	189	31.185	218	25.678	196	241
5	1:58.109	35.205	144	48.649	127	34.255	160	219	23	1:31.257	34.293	190	31.264	218	25.700	197	240
6	2:02.310	44.760	152	48.826	98	28.724	196	185	24	1:31.605	34.381	187	31.074	218	26.150	196	241
7	1:30.567	34.910	191	30.643	220	25.014	197	242	25	1:33.362	35.352	191	31.784	218	26.226	195	241
8	1:29.504	34.253	191	30.237	221	25.014	197	241	26	2:14.790	35.187	189	33.758	94	1:05.845	52	240
9	1:28.996	34.051	192	<b>30.103</b>	220	24.842	196	241	27	2:49.305	1:00.745	123	46.644	136	1:01.916	53	
10	1:29.950	34.878	190	30.230	218	24.842	196	241	28	2:13.646	57.382	102	49.749	118	26.515	196	
11	1:29.271	33.986	192	30.210	219	25.075	195	240	29	1:32.622	35.347	189	31.324	219	25.951	196	241
12	1:29.120	34.056	191	30.201	218	24.863	197	240	30	1:32.374	35.550	189	31.171	218	25.653	196	240
13	1:29.192	33.902	190	30.315	219	24.975	196	240	31	1:31.821	34.467	190	31.322	219	26.032	197	241
14	1:29.368	33.952	190	30.339	219	25.077	195	239	32	2:09.574	47.383	74	46.691	158	35.500	96	106
15	1:29.201	33.996	191	30.354	219	24.851	196	238	33	2:15.116	50.069	119	47.146	138	37.901	141	144
16	1:29.844	34.504	188	30.462	218	24.878	195	240	34	2:00.160	44.365	145	45.907	117	29.888	196	123
17	1:30.367	34.198	187	31.194	219	24.975	197	240	35	1:31.906	34.682	189	31.272	219	25.952	196	240
18	1:29.496	34.163	191	30.362	219	24.971	197	242									

### 77 Gounon, FRA / Keilwitz, DEU

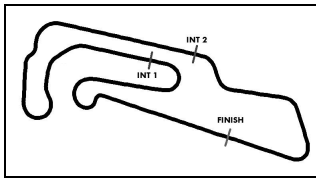
theoretical besttime: 1:27.060

1	1:30.079	35.663	193	29.784	223	24.632	202	241	19	1:28.429	33.731	197	29.977	224	24.721	200	246
2	1:27.462	33.501	197	29.482	<b>227</b>	24.479	<b>204</b>	<b>248</b>	20	1:45.535	33.529	196	29.823	226	42.183	59	246
3	<b>1:27.367</b>	33.296	198	<b>29.457</b>	224	24.614	204	247	21	2:31.968	1:35.511	197	31.102	222	25.355	201	
4	1:27.503	<b>33.187</b>	198	29.511	226	24.805	196	248	22	1:29.499	33.971	195	30.387	223	25.141	202	243
5	2:03.101	40.201	119	48.163	138	34.737	146	215	23	1:29.306	33.871	196	30.419	225	25.016	199	245
6	2:06.065	45.339	130	49.615	111	31.111	202	138	24	1:28.947	33.767	196	30.320	223	24.860	203	243
7	1:28.016	33.717	194	29.611	225	24.688	203	246	25	1:30.172	33.937	196	30.494	224	25.741	181	246
8	1:27.527	33.418	198	29.583	220	24.526	204	247	26	2:37.567	40.273	122	55.966	81	1:01.328	57	213
9	1:27.611	33.430	197	29.697	224	24.484	199	247	27	2:49.572	1:06.822	136	46.390	119	56.360	59	
10	1:27.631	33.383	198	29.745	224	24.503	204	246	28	2:23.131	1:04.108	122	52.951	124	26.072	197	
11	1:27.678	33.531	197	29.731	223	<b>24.416</b>	202	246	29	1:30.017	34.264	196	30.733	225	25.020	197	241
12	1:27.797	33.523	196	29.777	223	24.497	200	246	30	1:29.510	33.899	194	30.448	220	25.163	201	245
13	1:27.887	33.494	197	29.768	227	24.625	201	245	31	1:33.423	33.865	194	30.433	227	29.125	145	246
14	1:27.843	33.500	195	29.748	220	24.595	201	245	32	2:10.126	46.987	89	46.187	186	36.952	150	156
15	1:27.887	33.600	195	29.743	225	24.544	203	244	33	2:16.311	50.213	92	47.654	133	38.444	148	176
16	1:28.000	33.471	<b>199</b>	29.879	219	24.650	202	247	34	2:03.025	44.948	143	50.170	81	27.907	196	201
17	1:27.989	33.570	196	29.828	225	24.591	201	247	35	1:30.589	34.476	194	30.672	225	25.441	202	241
18	1:27.981	33.559	197	29.823	226	24.599	202	247									

### 84 Assenheimer, DEU / Götz, DEU

theoretical besttime: 1:27.980

1	1:33.970	37.691	189	31.190	218	25.089	195	236	19	2:30.753	1:35.287	190	30.570	218	24.896	195	
2	1:28.834	33.936	190	30.118	219	24.780	195	238	20	1:29.139	33.833	189	30.331	219	24.975	196	238
3	1:28.430	33.763	<b>192</b>	29.958	217	24.709	196	238	21	1:28.664	33.773	189	30.030	219	24.861	194	238
4	1:29.178	33.749	191	29.938	219	25.491	194	240	22	1:30.356	33.973	190	31.431	218	24.952	195	237
5	1:59.479	36.310	106	48.454	156	34.715	129	233	23	1:29.151	33.801	191	30.306	218	25.044	194	238
6	2:03.769	44.793	118	48.948	127	30.028	195	166	24	1:29.769	34.072	189	30.408	218	25.289	196	239
7	1:29.724	34.456	190	30.280	219	24.988	194	239	25	1:34.048	34.986	189	31.247	219	27.815	192	239
8	1:28.740	34.042	190	29.897	219	24.801	194	238	26	2:27.811	37.759	186	48.438	89	1:01.614	55	233
9	1:28.161	<b>33.746</b>	191	29.748	219	24.667	196	237	27	2:50.503	1:06.971	77	43.964	98	59.568	53	
10	1:28.368	33.847	190	29.821	218	24.700	196	240	28	2:20.261	1:01.946	127	52.012	119	26.303	196	
11	<b>1:28.143</b>	33.846	190	29.755	218	<b>24.542</b>	196	238	29	1:31.788	34.469	189	31.092	219	26.227	181	238
12	1:28.304	33.749	191	29.844	218	24.711	196	239	30	1:55.377	35.495	189	34.019	213	45.863	58	234
13	1:28.336	33.758	191	29.835	218	24.743	195	238	31	2:19.047	1:19.348	176	33.114	216	26.585	193	
14	1:28.194	33.848	190	<b>29.692</b>	219	24.654	195	237	32	1:32.839	35.209	178	31.482	216	26.148	196	235
15	1:28.258	33.894	191	29.736	<b>220</b>	24.628	196	237	33	1:54.796	35.136	187	41.008	145	38.652	150	238
16	1:28.398	33.820	191	29.962	218	24.616	196	<b>240</b>	34	1:57.447	43.719	137	44.739	138	28.989	195	100
17	1:28.433	33.845	192	29.907	219	24.681	195	239	35	1:32.322	34.933	190	31.384	179	26.005	197	238
18	1:46.134	33.911	190	29.958	219	42.265	59	238									



# ADAC GT Masters

## Sector List Race 2

Provisional



Motorsportarena Oschersleben, Length: 3696m

Air temperature: 16.06°C

Track temperature: 34.29°C

Weather condition: Dry

**DMSB** Reg. Nr.: 121/17

Sunday, April 30, 2017 13:03:00

Lap	Time	SE1	SP1	SE2	SP2	SE3	SP3	TSP	Lap	Time	SE1	SP1	SE2	SP2	SE3	SP3	TSP
<b>99</b>	Renauer, DEU / Müller, DEU								<b>theoretical besttime: 1:27.134</b>								
1	1:29.739	35.373	189	29.659	223	24.707	197	234	19	1:28.314	33.554	192	29.838	223	24.922	198	243
2	1:27.350	33.286	192	29.606	223	24.458	198	242	20	1:46.303	33.661	193	29.899	223	42.743	57	244
3	<b>1:27.187</b>	33.211	192	<b>29.520</b>	222	24.456	<b>200</b>	243	21	2:33.046	1:37.071	189	30.627	222	25.348	198	
4	1:27.459	33.241	190	29.544	221	24.674	198	244	22	1:30.039	34.098	192	30.745	222	25.196	199	244
5	2:02.875	40.155	117	48.091	144	34.629	156	211	23	1:29.162	33.974	193	30.257	221	24.931	199	244
6	2:06.559	45.392	141	49.897	111	31.270	197	152	24	1:29.186	33.805	194	30.341	221	25.040	199	<b>246</b>
7	1:28.010	33.554	191	29.911	221	24.545	198	243	25	1:29.577	34.173	194	30.315	221	25.089	197	244
8	1:27.444	<b>33.199</b>	193	29.542	223	24.703	197	242	26	2:38.497	41.149	112	55.245	78	1:02.103	54	207
9	1:27.342	33.340	192	29.557	223	24.445	199	243	27	2:49.579	1:06.325	140	45.973	116	57.281	57	
10	1:27.510	33.350	193	29.745	221	<b>24.415</b>	198	244	28	2:22.274	1:03.093	140	53.178	123	26.003	196	
11	1:27.766	33.398	192	29.863	221	24.505	196	243	29	1:29.856	34.261	193	30.365	224	25.230	199	240
12	1:27.862	33.524	192	29.746	221	24.592	198	243	30	1:29.719	34.164	191	30.447	223	25.108	199	244
13	1:27.769	33.405	191	29.822	222	24.542	197	242	31	1:33.546	34.024	194	30.277	223	29.245	159	246
14	1:27.797	33.420	192	29.801	222	24.576	197	242	32	2:10.069	46.822	98	46.341	183	36.906	167	145
15	1:27.719	33.448	191	29.707	223	24.564	199	242	33	2:16.370	50.214	95	47.563	129	38.593	132	138
16	1:28.054	33.573	192	29.872	220	24.609	198	244	34	2:02.578	44.798	163	50.055	88	27.725	196	219
17	1:27.926	33.366	194	29.907	221	24.653	197	243	35	1:30.763	34.461	192	30.780	224	25.522	198	243
18	1:27.921	33.536	192	29.851	222	24.534	199	243									