

## 2017 MICHELIN LE MANS CUP - COLLECTIVE TEST SESSION

23-04-2017

21 - 23 April 2017

Result of Track Session 4

Autódromo Internacional Algarve - 4652 mtr.


Pos	Nbr	Cls	PIC	Name / Entrant	Car / Drivers	Fastest	In	Gap	Diff	Laps	Km/h
1	19	LMP3	1	Yann Ehrlacher M. Racing - YMR	Norma M 30 - Nissan -Ehrlacher	1:39.281	34			44	168,72
2	14	LMP3	2	Alex Kapadia RLR M Sport	Ligier JS P3 - Nissan Warburton-Kapadia	1:40.234	14	0.953	0.953	37	167,11
3	65	LMP3	3	Adrien Chila Graff	Ligier JS P3 - Nissan Carde-Chila	1:41.450	37	2.169	1.216	39	165,11
4	48	LMP3	4	Peter Kox Kox Racing	Ligier JS P3 - Nissan Pronk-Kox	1:41.521	29	2.240	0.071	49	164,99
5	4	LMP3	5	Emanuele Busnelli SVC Sport Management GMBH	Ligier JS P3 - Nissan Busnelli-Babini	1:42.257	10	2.976	0.736	24	163,81
6	53	LMP3	6	Millara-Bihel-Ricci M. Racing - YMR	Ligier JS P3 - Nissan Millara-Bihel-Ricci	1:42.445	42	3.164	0.188	45	163,51
7	20	GT3	1	Baker-Barker Gulf Racing UK	Porsche 911 GT3 R Baker-Barker	1:42.738	5	3.457	0.293	22	163,04
8	7	GT3	2	Phil Keen Lee Mowle	Mercedes AMG GT3 Mowle-Keen	1:42.881	6	3.600	0.143	59	162,81
9	33	LMP3	7	Javier Ibran Ibran Pardo Javier	Ligier JS P3 - Nissan Ibran-Bakker	1:43.227	33	3.946	0.346	52	162,27
10	75	GT3	3	Flick Haigh Optimum Racing	Audi R8 Haigh-Osborne	1:45.497	6	6.216	2.270	19	158,78
11	44	LMP3	8	Fontes-Aizpurua SPV Motosort	Ligier JS P3 - Nissan Fontes-Aizpurua	1:50.979	5	11.698	5.482	7	150,93

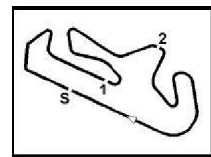
Fastest time : 1:39.281 in lap 34 by nbr. 19 : Ehrlacher-Capo (Norma M 30 - Nissan)

**Publication-time**

Results and lap times :

Timekeeping by :

Clerk of the Course <a href="https://live.timing.racesresults.nu/autodromodalgarve">https://live.timing.racesresults.nu/autodromodalgarve</a>	Steward	Timekeeper  Miguel Glória
Page 1 of 1		


**2017 MICHELIN LE MANS CUP - COLLECTIVE TEST SESSION**
**23-04-2017**
**Result of Track Session 4**
**21 - 23 April 2017**
**Autodromo Internacional Algarve - 4652 mtr.**
**Class = LMP3**

Pos	Nbr	Name / Entrant	Car	Fastest	In	Gap	Diff	Laps	Km/h
1	19	Yann Ehrlacher M. Racing - YMR	Norma M 30 - Nissan	1:39.281	34			44	168,72
2	14	Alex Kapadia RLR M Sport	Ligier JS P3 - Nissan	1:40.234	14	0.953	0.953	37	167,11
3	65	Adrien Chila Graff	Ligier JS P3 - Nissan	1:41.450	37	2.169	1.216	39	165,11
4	48	Peter Kox Kox Racing	Ligier JS P3 - Nissan	1:41.521	29	2.240	0.071	49	164,99
5	4	Emanuele Busnelli SVC Sport Management GMBH	Ligier JS P3 - Nissan	1:42.257	10	2.976	0.736	24	163,81
6	53	Millara-Bihel-Ricci M. Racing - YMR	Ligier JS P3 - Nissan	1:42.445	42	3.164	0.188	45	163,51
7	33	Javier Ibran Ibran Pardo Javier	Ligier JS P3 - Nissan	1:43.227	33	3.946	0.782	52	162,27
8	44	Fontes-Aizpurua SPV Motosort	Ligier JS P3 - Nissan	1:50.979	5	11.698	7.752	7	150,93

**Class = GT3**


Pos	Nbr	Name / Entrant	Car	Fastest	In	Gap	Diff	Laps	Km/h
1	20	Baker-Barker Gulf Racing UK	Porsche 911 GT3 R	1:42.738	5			22	163,04
2	7	Phil Keen Lee Mowle	Mercedes AMG GT3	1:42.881	6	0.143	0.143	59	162,81
3	75	Flick Haigh Optimum Racing	Audi R8	1:45.497	6	2.759	2.616	19	158,78

Fastest time : 1:39.281 in lap 34 by nbr. 19 : Ehrlacher-Capo (Norma M 30 - Nissan)

<https://livetiming.raceresults.nu/autodromodoalgarve>

Timekeeping by :

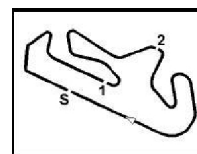
**Publication-time**

Clerk of the Course	Steward	Timekeeper  Miguel Glória	
Page 1 of 1			







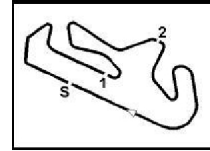


## 2017 MICHELIN LE MANS CUP - COLLECTIVE TEST SESSION

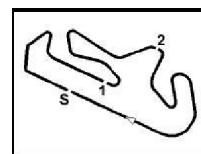
**23-04-2017**
**21 - 23 April 2017**
**Laps and Sector Times - Track Session 4**
**Autodromo Internacional Algarve - 4652 mtr.**

65 Carde-Chila										Ligier JS P3 - Nissan										
lap	Sect-1	Speed	Sect-2	Speed	Sect-3	Speed	TopSpeed	laptime	pit	lap	Sect-1	Speed	Sect-2	Speed	Sect-3	Speed	Topspeed	laptime	pit	
1	Out	144,0	39.410	106,6	42.514			2:00.580		21	Out	149,0	36.895	112,9	40.896					
2	35.902	156,1	35.724	113,9	40.711	226,9	255,9	1:52.337		22	33.753	182,4	33.854	122,2	38.642	236,3	262,1	1:46.249		
3	34.187	169,5	34.511	120,4	38.819	233,8	260,9	1:47.517		23	32.517	190,5	32.547	134,2	37.818	244,9	266,0	1:42.882		
4	34.316	174,5	33.810	121,2	39.042	239,5	264,1	1:47.168		24	32.057	207,7	32.726	134,5	37.516	243,2	267,3	1:42.299		
5	33.133	191,5	34.157	131,4	39.412	240,0	265,4	1:46.702		25	32.135	198,9	32.267	136,2	37.723	243,2	267,3	1:42.125		
6	32.899	188,8	33.000	130,6	38.649	238,9	266,0	1:44.548		26	33.440	198,2	32.521	133,8	37.864	244,9	<u>269,3</u>	1:43.825		
7	33.242	186,9	33.909	122,7		238,9	264,1	1:49.346		27	32.151	197,8	32.661	139,2	37.914	243,2	268,0	1:42.726		
8	Out	159,5	34.446	127,1	39.610			20:23.965	P	28	32.082	203,8	32.108	134,3	37.790	241,6	266,7	1:41.980		
9	33.412	191,2	33.300	136,7	38.352	233,3	258,4	1:45.064		29	3:55.587	174,2	34.307	120,8	40.362	243,2	268,7	15:10.256	P	
10	32.599	204,5	33.135	126,0	38.111	240,0	263,4	1:43.845		30	34.761	134,8	38.400	103,1	40.208	233,8	255,3	1:53.369		
11	32.508	202,6	32.784	131,5	38.410	242,7	266,0	1:43.702		31	33.117	196,4	32.545	129,7		238,4	262,1	1:47.231		
12	32.585	205,3	32.486	137,9	38.568	241,1	266,7	1:43.639		32	Out	175,3	33.375	120,9	38.121			4:23.594	P	
13	33.265	204,2	33.739	123,6		240,0	266,7	1:47.553		33	32.249	207,3	33.052	128,6	38.172	241,6	264,1	1:43.473		
14	Out	166,7	34.027	126,2	39.084			37:29.906	P	34	32.589	196,4	32.664	128,0	37.841	240,0	262,8	1:43.094		
15	32.928	188,5	33.151	135,5	38.331	239,5	263,4	1:44.410		35	32.066	<u>209,7</u>	32.375	137,1	37.466	243,2	265,4	1:41.907		
16	32.517	200,4	32.718	133,8	38.839	242,2	266,7	1:44.074		36	32.087	194,9	32.348	141,5	37.749	246,6	267,3	1:42.184		
17	32.708	206,1	32.813	127,4	38.082	240,0	264,7	1:43.603		37	<u>31.875</u>	198,5	<u>32.067</u>	135,8	37.508	244,9	268,0	<u>1:41.450</u>		
18	32.486	203,0	32.987	134,2	37.865	241,1	264,1	1:43.338		38	32.042	187,8	32.281	137,1	<u>37.404</u>	245,5	268,0	1:41.727		
19	32.328	201,9	32.843	133,3	37.979	242,2	266,7	1:43.150		39	31.882	190,5	32.198	141,4	37.838	<u>247,1</u>	<u>269,3</u>	1:41.918		
20	33.637	181,8	33.809	121,3		242,7	266,0	1:50.836		40										

75 Haigh-Osborne										Audi R8									
lap	Sect-1	Speed	Sect-2	Speed	Sect-3	Speed	TopSpeed	laptime	pit	lap	Sect-1	Speed	Sect-2	Speed	Sect-3	Speed	Topspeed	laptime	pit
1	Out	142,3	38.154	126,8	43.364			1:57.915		11	33.431	202,6	34.451	111,3	40.075	239,5	268,0	1:47.957	
2	35.093	179,1	35.495	135,8	42.192	227,8	264,1	1:52.780		12	33.558	190,1	34.088	114,5	39.856	240,5	269,3	1:47.502	
3	33.555	206,9	34.680	111,7	43.445	236,8	269,3	1:51.680		13	35.323	153,2	34.830	110,2	40.729	236,3	271,4	1:50.882	
4	34.678	185,9	34.405	<u>140,1</u>	39.741	216,4	258,4	1:48.824		14	33.183	201,5	34.199	112,9	39.456	238,9	270,0	1:46.838	
5	32.870	203,0	33.742	117,5	39.530	242,2	271,4	1:46.142		15	33.395	203,8	34.240	107,4	39.773	238,4	269,3	1:47.408	
6	<u>32.829</u>	201,5	<u>33.592</u>	120,3	<u>39.076</u>	242,2	270,7	<u>1:45.497</u>		16	33.129	200,0	34.171	112,5	39.553	239,5	271,4	1:46.853	
7	33.063	193,5	34.047	111,6		<u>242,7</u>	271,4	1:50.734		17	33.562	178,8	35.577	103,2	39.802	240,5	268,0	1:48.941	
8	Out	164,9	35.743	110,8	41.145			6:34.594	P	18	33.254	200,0	34.186	110,9	39.532	240,5	268,7	1:46.972	
9	33.818	<u>214,7</u>	34.230	115,6	39.839	238,4	268,0	1:47.887		19	33.280	197,1	34.699	106,6		240,0	<u>272,0</u>	1:50.555	
10	33.278	200,0	34.077	110,7	39.596	240,0	270,7	1:46.951		20									


**2017 MICHELIN LE MANS CUP - COLLECTIVE TEST SESSION**
**23-04-2017 - Track Session 4**
**21 - 23 April 2017**
**Laptimes - Track Session 4**
**Autodromo Internacional Algarve - 4652 mtr.**

Nbr	Driver name	Lap	Laps									Brand / Model					
			1	2	3	4	5	6	7	8	9	10	11	12	13	14	15
4	SVC Sport Management GMBH		24 Laps									Ligier JS P3 - Nissan					
	Fabio Babini	1 - 11	2:06.44	1:46.18	1:43.05	1:47.43	5:35.61	1:50.95	1:43.18	1:43.14	1:42.37	1:42.25	1:47.32				
	Emanuele Busnelli	12 - 24	9:57.25	1:48.32	1:47.11	1:46.71	1:45.49	1:45.82	1:44.98	1:44.77	1:45.00	1:44.17	1:44.63	1:45.47	1:54.56		
7	Lee Mowle		59 Laps									Mercedes AMG GT3					
	Phil Keen	1 - 15	1:54.39	1:52.34	1:51.29	1:43.47	1:43.00	1:42.88	1:46.43	6:19.26	1:47.45	6:27.06	1:46.50	41:33.3	1:43.64	1:43.24	1:43.25
		16 - 30	1:45.16	5:00.79	1:45.95	5:12.83	1:43.20	1:46.14	4:59.98	1:43.70	1:46.84	8:16.34	1:44.23	1:46.74	10:10.2	4:13.10	1:48.61
		31 - 45	1:49.01	1:48.98	1:48.36	1:48.22	1:48.15	1:48.14	1:47.87	1:47.88	1:50.50	8:17.12	1:48.92	1:47.87	1:49.12	1:49.05	1:48.60
		46 - 60	1:48.32	1:49.60	35:53.6	1:51.43	1:46.05	1:45.19	1:45.51	1:45.56	1:45.48	1:45.25	1:45.67	1:45.77	1:45.51	1:45.33	
14	RLR M Sport		37 Laps									Ligier JS P3 - Nissan					
	Ross Warburton	1 - 7	2:05.81	1:47.11	1:59.79	1:46.11	2:02.62	1:46.45	2:07.51								
	Alex Kapadia	8 - 22	27:16.0	1:42.10	1:40.86	1:40.82	1:48.03	6:12.74	1:40.23	1:40.43	1:50.48	51:36.5	1:40.74	1:40.87	1:49.79	5:14.04	1:40.73
		23 - 37	1:40.54	1:49.21	12:39.9	1:43.00	1:40.73	1:40.68	1:40.25	1:49.45	13:33.3	1:42.20	1:41.06	1:48.05	2:46.95	1:41.00	1:48.19
19	M. Racing - YMR		44 Laps									Norma M 30 - Nissan					
	Yann Ehrlacher	1 - 15	1:51.27	1:49.09	1:45.10	1:45.94	1:45.95	2:04.53	9:01.46	1:45.72	1:44.06	1:44.30	1:44.59	1:44.17	1:43.44	1:43.28	1:43.96
		16 - 30	1:44.01	1:43.69	1:47.11	1:45.99	4:44.60	1:42.62	1:41.54	1:41.64	1:41.98	1:42.24	1:42.19	1:43.01	1:48.32	49:25.9	1:39.97
		31 - 45	1:39.76	1:39.31	1:40.60	1:39.28	1:49.76	1:11.01	1:40.62	1:43.70	27:22.9	1:40.15	1:41.10	1:39.94	1:39.75	1:53.74	
20	Gulf Racing UK		22 Laps									Porsche 911 GT3 R					
		1 - 15	1:50.72	1:44.24	1:48.05	1:42.73	1:42.73	1:46.79	8:31.37	1:54.38	1:52.88	1:52.17	1:50.94	2:11.90	2:18.91	22:41.4	1:52.05
		16 - 30	1:48.73	1:48.61	1:49.39	1:48.68	1:48.16	1:48.86	2:11.87								
33	Ibran Pardo Javier		52 Laps									Ligier JS P3 - Nissan					
	Mathijs Bakker	1 - 12	1:53.47	1:45.82	1:51.35	1:44.82	1:44.35	1:53.32	8:10.19	1:44.72	1:44.01	1:45.74	1:44.50	1:49.62			
	Javier Ibran	13 - 27	8:12.11	1:46.92	1:48.82	1:47.82	1:50.63	1:53.80	6:03.44	1:46.56	1:46.62	1:49.23	1:46.30	1:56.90	20:22.7	1:50.95	1:47.02
		28 - 29	1:45.58	1:54.73													
	Mathijs Bakker	30 - 36	3:20.07	1:44.30	1:43.75	1:43.22	1:48.85	1:43.79	1:50.37								
	Javier Ibran	37 - 51	25:40.3	1:45.78	1:44.84	1:54.65	1:45.86	1:50.32	27:39.2	1:45.58	1:47.20	1:44.90	1:45.13	1:53.40	24:57.5	1:51.85	1:46.11
		52 - 52	1:44.63														
44	SPV Motosort		7 Laps									Ligier JS P3 - Nissan					
		1 - 15	2:08.25	1:54.82	1:53.36	1:51.51	1:50.97	2:13.42	1:57.55								
48	Kox Racing		49 Laps									Ligier JS P3 - Nissan					
	Nico Pronk	1 - 15	2:07.84	1:52.54	1:52.26	1:52.72	1:56.05	1:51.17	1:51.03	2:08.49	13:55.4	1:50.30	1:49.45	1:50.50	1:55.07	29:19.2	2:35.15
		16 - 23	1:51.44	1:50.30	1:48.98	1:51.39	1:50.37	1:48.01	1:47.60	2:51.57							
	Peter Kox	24 - 38	11:52.8	1:43.19	1:41.79	1:44.91	1:41.59	1:41.52	1:45.77	15:36.3	1:46.19	1:45.79	1:45.31	1:44.62	1:44.58	1:53.48	12:36.0
		39 - 53	1:46.42	1:45.32	1:44.55	1:44.23	1:43.74	1:58.93	47:00.0	2:10.83	14:33.4	1:48.97	2:22.48				
53	M. Racing - YMR		45 Laps									Ligier JS P3 - Nissan					
		1 - 15	2:08.83	1:50.23	1:47.31	1:46.40	1:48.15	1:48.46	1:46.34	1:46.80	1:46.29	1:51.31	5:51.98	1:46.24	1:46.25	1:45.97	1:46.31
		16 - 30	1:45.56	1:45.20	1:48.63	6:15.32	1:47.25	1:48.10	1:46.31	1:45.61	1:49.23	2:02.85	5:21.67	1:43.45	1:43.12	1:43.38	1:43.77
		31 - 45	2:07.15	4:46.37	1:44.35	1:54.73	45:16.3	1:41.50	1:48.82	1:44.45	1:42.62	1:43.48	1:42.58	1:42.44	1:42.47	1:42.66	2:23.59
65	Graff		39 Laps									Ligier JS P3 - Nissan					
	Adrien Chila	1 - 15	2:00.58	1:52.33	1:47.51	1:47.16	1:46.70	1:44.54	1:49.34	20:23.9	1:45.06	1:43.84	1:43.70	1:43.63	1:47.55	37:29.9	1:44.41
		16 - 30	1:44.07	1:43.60	1:43.33	1:43.15	1:50.83	2:59.13	1:46.24	1:42.88	1:42.29	1:42.12	1:43.82	1:42.72	1:41.98	15:10.2	1:53.36
		31 - 45	1:47.23	4:23.59	1:43.47	1:43.09	1:41.90	1:42.18	1:41.45	1:41.72	1:41.91						
75	Optimum Racing		19 Laps									Audi R8					
	Flick Haigh	1 - 15	1:57.91	1:52.78	1:51.68	1:48.82	1:46.14	1:45.49	1:50.73	6:34.59	1:47.88	1:46.95	1:47.95	1:47.50	1:50.88	1:46.83	1:47.40
		16 - 19	1:46.85	1:48.94	1:46.97	1:50.55											



## 2017 MICHELIN LE MANS CUP - COLLECTIVE TEST SESSION

23-04-2017

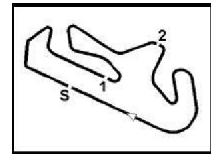
Sector analyse - Track Session 4

21 - 23 April 2017

Autodromo Internacional Algarve - 4652 mtr.

Pos	Nbr	Name / Team name	Sector 1			Sector 2			Sector 3			Theoretical best	Actual best	In
			time	Lap	pos	time	Lap	pos	time	Lap	pos			
1	19	Ehrlacher-Capo	30.994	34	1	31.550	33	1	36.439	32	1	1:38.983	<b>1:39.281</b>	<b>34</b>
2	14	Warburton-Kapadia	31.448	29	2	31.688	14	2	36.816	18	2	1:39.952	<b>1:40.234</b>	<b>14</b>
3	65	Carde-Chila	31.875	37	4	32.067	37	3	37.404	38	4	1:41.346	<b>1:41.450</b>	<b>37</b>
4	48	Pronk-Kox	31.782	29	3	32.155	28	4	37.563	29	6	1:41.500	<b>1:41.521</b>	<b>29</b>
5	4	Busnelli-Babini	32.149	10	7	32.510	9	6	37.562	10	5	1:42.221	<b>1:42.257</b>	<b>10</b>
6	53	Millara-Bihel-Ricci	32.141	43	6	32.687	42	8	37.323	39	3	1:42.151	<b>1:42.445</b>	<b>42</b>
7	20	Baker-Barker	32.123	5	5	32.549	5	7	37.952	4	8	1:42.624	<b>1:42.738</b>	<b>5</b>
8	7	Mowle-Keen	32.271	6	9	32.454	20	5	37.982	6	9	1:42.707	<b>1:42.881</b>	<b>6</b>
9	33	Ibran-Bakker	32.232	33	8	32.989	11	9	37.826	33	7	1:43.047	<b>1:43.227</b>	<b>33</b>
10	75	Haigh-Osborne	32.829	6	10	33.592	6	10	39.076	6	10	1:45.497	<b>1:45.497</b>	<b>6</b>
11	44	Fontes-Aizpurua	33.905	6	11	35.728	5	11	40.161	5	11	1:49.794	<b>1:50.979</b>	<b>5</b>





## 2017 MICHELIN LE MANS CUP - COLLECTIVE TEST SESSION

Heat name : 23-04-2017 - Track Session 4  
 Heat Date : 23 April 2017  
 Weather :  
 CIRCUITNAME : Autodromo Internacional Algarve - 4652 mtr.

Participants Started : 11                      Participants Classified : 14  
 Participants Finished : 3                      Participants Not Classified : 0  
 Participants Not Finished : 11

Green flag at : 14:00:00                      Heat recording start time : 13:25:30  
 Finish flag waved at : 18:00:00                      Heat recording end time : 18:02:21  
 Total time under Green : 4:00:00                      Total of All Laps in Heat : 397  
 Number of cautions : 0                      Total time under Yellow : 00:00:00  
 Number of code-60's : 0                      Total time under Code-60 : 00:00:00

### Summary of winners per class

Nbr	Name / Team name	Car	Cls	Fastest Laptime	In	Avg. Speed	Laps	Race Time
-----	------------------	-----	-----	-----------------	----	------------	------	-----------

### Best Lap time history during the Heat

#	Nbr	lap time	in lap	Name	Driver	Car	time of day
1	19	1:49.093	2	Yann Ehrlacher	Yann Ehrlacher	Norma M 30 - Nissan	14:04:32
2	14	1:47.117	2	Alex Kapadia	Ross Warburton	Ligier JS P3 - Nissan	14:04:42
3	33	1:45.826	2	Javier Ibran	Mathijs Bakker	Ligier JS P3 - Nissan	14:05:35
4	20	1:44.248	2	Baker-Barker		Porsche 911 GT3 R	14:05:36
5	20	1:42.739	4	Baker-Barker		Porsche 911 GT3 R	14:09:07
6	20	1:42.738	5	Baker-Barker		Porsche 911 GT3 R	14:10:49
7	4	1:42.376	9	Emanuele Busnelli	Fabio Babini	Ligier JS P3 - Nissan	14:25:29
8	4	1:42.257	10	Emanuele Busnelli	Fabio Babini	Ligier JS P3 - Nissan	14:27:11
9	14	1:42.106	9	Alex Kapadia	Alex Kapadia	Ligier JS P3 - Nissan	14:43:23
10	14	1:40.868	10	Alex Kapadia	Alex Kapadia	Ligier JS P3 - Nissan	14:45:04
11	14	1:40.829	11	Alex Kapadia	Alex Kapadia	Ligier JS P3 - Nissan	14:46:44

### Summary of best laptimes per class

Nbr	Name / Team name	Driver	Car	Cls	Fastest Laptime	In	Speed
19	Yann Ehrlacher		Norma M 30 - Nissan	LMP3	1:39.281	34	168,72
20	Baker-Barker		Porsche 911 GT3 R	GT3	1:42.738	5	163,04