

Circuit de Catalunya
Winter Series Barcelona
Free practice - 1

Results

17/02/2017

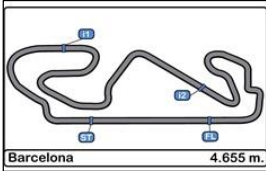
Ord.	Nº	Entrant / Team	Nat.	Driver	Nat.	St.	Driver 2	Nat.	St.	Vehicle	Cat.	Cl.	Laps	Best	Time	Gap	Interval	Km/h
1	5	SF Racing	CHN	<u>Fu Songyang</u>	CHN	Bronze	Andrea Caldarelli	ITA	Gold	Ferrari 488 GT3	PROAM	1º	23	11	1'45.819			158.365
2	8	AF Corse	ITA	<u>Piergiuseppe Perazzini</u>	ITA	Bronze	Marco Cioci	ITA	Gold	Ferrari 488 GT3	PROAM	2º	25	10	1'46.190	0"371	0"371	157.811
3	11	Raton Racing	ITA	<u>Edoardo Liberati</u>	ITA	Silver	Link Kang	CHN	Silver	Lamborghini Huracan GT3	PRO	1º	18	8	1'47.340	1"521	1"150	156.121
4	4	RACE	ESP	<u>Jesse Kronh</u>			Marcio Basso			BMW M6 GT3			16	10	1'47.691	1"872	0"351	155.612
5	14	Kessel Racing	CHE	<u>Claudio Schiavoni</u>	ITA	Bronze				Ferrari 458 GT3	AM	1º	15	3	1'48.557	2"738	0"866	154.371
6	555	FFF Racing Team by ACM	CHN	<u>Hiroshi Hamaguchi</u>	JPN	Bronze	Vitantonio Liuzzi	ITA	Platinum	Lamborghini Huracan GT3	PROAM	3º	21	8	1'48.650	2"831	0"093	154.238
7	10	Jordan Racing	GBR	<u>Jordan Witt</u>	GBR		David Witt	GBR		Bentley GT3			21	4	1'49.319	3"500	0"669	153.294
8	23	Stile F Squadra Corse	SMR	<u>Jonathan Hui</u>	HKG	Bronze				Ferrari 458 GT3	AM	2º	19	7	1'50.103	4"284	0"784	152.203
9	16	Drivex School	ESP	<u>Marcelo Hahn</u>	BRA		Allam Khodair	BRA		Audi R8 LMS Ultra			10	6	1'50.655	4"836	0"552	151.444
10	12	Kessel Racing	CHE	<u>Deborah Mayer</u>	FRA	Bronze				Ferrari 458 GT3	AM	3º	15	3	1'51.183	5"364	0"528	150.724
11	9	Spirit of Race	CHE	<u>Motoaki Ishikawa</u>	JPN	Bronze	Olivier Beretta	ITA	Gold	Ferrari 488 GT3	PROAM	4º	22	15	1'52.460	6"641	1"277	149.013
12	43	PRO GT by Philippe Almeras	FRA	<u>Philip Morin</u>	SWE					Porsche 991 GT3 Cup			22	12	1'52.948	7"129	0"488	148.369
13	46	FF Corse	GBR	<u>Bonany Grimes</u>	GBR	Bronze	Johnny Mowlem	GBR	Gold	Ferrari 458 Challenge			19	7	1'55.303	9"484	2"355	145.339
14	15	Kessel Racing	CHE	<u>Peter Goerke</u>	CHE	Bronze				Ferrari 458 Challenge			12	3	1'56.144	10"325	0"841	144.286
15	25	FF Corse	GBR	<u>Ivor Dunbar</u>	GBR	Bronze	Johnny Mowlem	GBR	Gold	Ferrari 488 GT3	PROAM	5º	17	15	1'57.794	11"975	1"650	142.265
16	89	Spirit of Race	CHE	<u>Peter Heh</u>	SGP		Nicola Caldani	ITA		Ferrari 458 Challenge			15	2	2'12.594	26"775	14"800	126.386
17	666	Stile F Squadra Corse	SMR	<u>Yoshiki Ohmura</u>	CHE	Bronze	Alex Palou	ESP	Silver	Ferrari 458 GT2			4	2	2'34.661	48"842	22"067	108.353

Published at:.....

Track Status **DRY**

Stewards:	Race Director:	Timekeeper:
------------------	-----------------------	------------------------





Circuito de Catalunya
Winter Series Barcelona
Free practice - 1

LAP ANALYSIS

17/02/2017

Number	4			5			8			9			10		
	Lap Time	Partial	Speed	Lap Time	Partial	Speed	Lap Time	Partial	Speed	Lap Time	Partial	Speed	Lap Time	Partial	Speed
22 ^a - 1				0'32.053	0'32.053	256.533	0'31.400	0'31.400	260.870						
22 ^a - 2				1'17.246	0'45.193		1'13.545	0'42.145							
22 ^a - 3				2'03.886	0'46.640	PIT	1'50.230	0'36.685							
23 ^a - 1							0'31.352	0'31.352	260.241						
23 ^a - 2							1'13.200	0'41.848							
23 ^a - 3							1'49.519	0'36.319							
24 ^a - 1							0'31.112	0'31.112	260.870						
24 ^a - 2							1'14.466	0'43.354							
24 ^a - 3							1'58.375	0'43.909	PIT						

Ideal Lap	
0'30.516	0'30.516
1'11.831	0'41.315
1'47.428	0'35.597

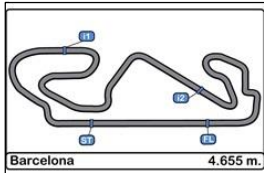
Ideal Lap	
0'30.250	0'30.250
1'10.702	0'40.452
1'45.744	0'35.042

Ideal Lap	
0'30.371	0'30.371
1'11.146	0'40.775
1'46.190	0'35.044

Ideal Lap	
0'31.611	0'31.611
1'13.513	0'41.902
1'50.906	0'37.393

Ideal Lap	
0'31.101	0'31.101
1'12.999	0'41.898
1'49.126	0'36.127

Ideal Best Lap	
0'30.250	0'30.250
1'10.702	0'40.452
1'45.744	0'35.042



Circuito de Catalunya
Winter Series Barcelona
Free practice - 1

LAP ANALYSIS

17/02/2017

Number	11			12			14			15			16		
Lap	Lap Time	Partial	Speed	Lap Time	Partial	Speed	Lap Time	Partial	Speed	Lap Time	Partial	Speed	Lap Time	Partial	Speed
1ª - 1	0'37.555	0'37.555	213.018	0'32.137	0'32.137	254.717	0'31.634	0'31.634	257.757	0'33.541	0'33.541	260.870	0'33.668	0'33.668	250.581
1ª - 2	1'24.352	0'46.797		1'15.829	0'43.692		1'14.315	0'42.681		1'20.635	0'47.094		1'18.902	0'45.234	
1ª - 3	2'10.561	0'46.209	PIT	1'52.897	0'37.068		1'50.460	0'36.145		1'59.876	0'39.241		1'57.449	0'38.547	
2ª - 1	12'40.734	12'40.734	110.656	0'31.391	0'31.391	257.757	0'30.905	0'30.905	261.502	0'32.859	0'32.859	264.059	0'32.141	0'32.141	256.533
2ª - 2	13'24.795	0'44.061		1'14.122	0'42.731		1'12.708	0'41.803		1'17.735	0'44.876		1'15.659	0'43.518	
2ª - 3	14'01.437	0'36.642		1'51.183	0'37.061		1'48.557	0'35.849		1'56.144	0'38.409		1'53.076	0'37.417	
3ª - 1	0'33.145	0'33.145	265.357	0'31.336	0'31.336	259.616	0'34.332	0'34.332	244.898	0'33.008	0'33.008	264.706	0'31.734	0'31.734	257.757
3ª - 2	1'16.526	0'43.381		1'15.396	0'44.060		1'21.600	0'47.268		1'17.698	0'44.690		1'14.587	0'42.853	
3ª - 3	1'52.698	0'36.172		2'06.411	0'51.015	PIT	2'09.090	0'47.490	PIT	2'11.672	0'53.974	PIT	1'51.868	0'37.281	
4ª - 1	0'31.098	0'31.098	266.010	9'16.720	9'16.720	121.349	4'44.399	4'44.399	131.228	10'16.316	10'16.316	146.939	0'31.512	0'31.512	258.993
4ª - 2	1'12.852	0'41.754		10'13.397	0'56.677		5'34.606	0'50.207		11'08.750	0'52.434		1'14.244	0'42.732	
4ª - 3	1'51.080	0'38.228		10'59.749	0'46.352		6'14.374	0'39.768		11'50.583	0'41.833		1'50.874	0'36.630	
5ª - 1	0'31.030	0'31.030	264.706	0'35.969	0'35.969	234.274	0'34.562	0'34.562	229.300	0'34.179	0'34.179	259.616	0'31.438	0'31.438	258.993
5ª - 2	1'12.581	0'41.551		1'25.693	0'49.724		1'19.391	0'44.829		1'20.868	0'46.689		1'13.920	0'42.482	
5ª - 3	1'48.321	0'35.740		2'06.894	0'41.201		2'08.115	0'48.724	PIT	2'00.943	0'40.075		1'50.655	0'36.735	
6ª - 1	0'30.632	0'30.632	266.667	0'33.202	0'33.202	254.118	5'34.795	5'34.795	134.832	0'34.132	0'34.132	262.136	0'31.495	0'31.495	258.993
6ª - 2	1'11.971	0'41.339		1'19.339	0'46.137		6'25.355	0'50.560		1'19.989	0'45.857		1'14.178	0'42.683	
6ª - 3	1'47.456	0'35.485		1'57.894	0'38.555		7'08.816	0'43.461		1'59.562	0'39.573		2'05.074	0'50.896	PIT
7ª - 1	0'30.564	0'30.564	266.667	0'33.105	0'33.105	255.320	0'35.441	0'35.441	250.581	0'33.678	0'33.678	262.136	5'51.715	5'51.715	148.352
7ª - 2	1'11.812	0'41.248		1'17.921	0'44.816		1'24.618	0'49.177		1'19.259	0'45.581		6'51.762	1'00.047	
7ª - 3	1'47.340	0'35.528		2'08.193	0'50.272	PIT	2'06.522	0'41.904		2'12.596	0'53.337	PIT	7'41.137	0'49.375	PIT
8ª - 1	0'33.799	0'33.799	239.468	7'36.909	7'36.909	101.791	0'33.840	0'33.840	251.749	4'59.885	4'59.885	127.811	3'34.055	3'34.055	142.293
8ª - 2	1'19.684	0'45.885		8'28.483	0'51.574		1'21.459	0'47.619		5'51.972	0'52.087		4'23.582	0'49.527	
8ª - 3	2'06.914	0'47.230	PIT	9'15.502	0'47.019		2'01.920	0'40.461		6'34.977	0'43.005		5'09.864	0'46.282	PIT
9ª - 1	6'03.165	6'03.165	123.148	0'36.268	0'36.268	241.072	0'33.355	0'33.355	252.337	0'36.383	0'36.383	256.533	6'09.845	6'09.845	
9ª - 2	6'52.057	0'48.892		1'25.049	0'48.781		1'19.570	0'46.215		1'26.052	0'49.669		7'10.264	1'00.419	
9ª - 3	7'32.579	0'40.522		2'08.183	0'43.134		1'58.799	0'39.229		2'08.465	0'42.413		8'01.202	0'50.938	PIT
10ª - 1	0'33.026	0'33.026	264.706	0'34.852	0'34.852	251.163	0'32.922	0'32.922	253.522	0'35.309	0'35.309	257.143			
10ª - 2	1'17.063	0'44.037		1'24.005	0'49.153		1'19.394	0'46.472		1'27.651	0'52.342				
10ª - 3	1'55.347	0'38.284		2'08.439	0'44.434		1'58.412	0'39.018		2'09.540	0'41.889				
11ª - 1	0'31.691	0'31.691	266.667	0'35.158	0'35.158	252.337	0'32.808	0'32.808	254.118	0'34.878	0'34.878	259.616			
11ª - 2	1'14.976	0'43.285		1'23.181	0'48.023		1'18.142	0'45.334		1'25.650	0'50.772				
11ª - 3	1'52.459	0'37.483		2'06.048	0'42.867		1'56.870	0'38.728		2'30.770	1'05.120	PIT			
12ª - 1	0'31.636	0'31.636	267.327	0'34.153	0'34.153	252.928	0'32.945	0'32.945	255.320						
12ª - 2	1'14.477	0'42.841		1'21.521	0'47.368		1'17.336	0'44.391							
12ª - 3	1'51.763	0'37.286		2'03.853	0'42.332		1'55.443	0'38.107							
13ª - 1	0'31.531	0'31.531	265.357	0'34.174	0'34.174	254.717	0'32.478	0'32.478	256.533						
13ª - 2	1'14.042	0'42.511		1'22.014	0'47.840		1'17.316	0'44.838							
13ª - 3	1'51.134	0'37.092		2'04.052	0'42.038		1'55.853	0'38.537							
14ª - 1	0'31.528	0'31.528	264.059	0'34.783	0'34.783	253.522	0'33.513	0'33.513	255.320						
14ª - 2	1'15.752	0'44.224		1'23.673	0'48.890		1'19.526	0'46.013							
14ª - 3	1'53.065	0'37.313		2'31.720	1'08.047	PIT	2'20.874	1'01.348	PIT						
15ª - 1	0'31.174	0'31.174	265.357												
15ª - 2	1'13.557	0'42.383													
15ª - 3	1'50.144	0'36.587													
16ª - 1	0'31.096	0'31.096	267.327												
16ª - 2	1'13.147	0'42.051													
16ª - 3	1'49.759	0'36.612													
17ª - 1	0'31.459	0'31.459	266.667												
17ª - 2	1'13.755	0'42.296													
17ª - 3	1'58.929	0'45.174	PIT												
18ª - 1															
18ª - 2															
18ª - 3															
19ª - 1															
19ª - 2															
19ª - 3															
20ª - 1															
20ª - 2															
20ª - 3															
21ª - 1															
21ª - 2															
21ª - 3															



Circuito de Catalunya
Winter Series Barcelona
Free practice - 1

LAP ANALYSIS

17/02/2017

Number	11			12			14			15			16		
	Lap Time	Partial	Speed	Lap Time	Partial	Speed	Lap Time	Partial	Speed	Lap Time	Partial	Speed	Lap Time	Partial	Speed
22 ^a - 1															
22 ^a - 2															
22 ^a - 3															
23 ^a - 1															
23 ^a - 2															
23 ^a - 3															
24 ^a - 1															
24 ^a - 2															
24 ^a - 3															

Ideal Lap	
0'30.564	0'30.564
1'11.812	0'41.248
1'47.297	0'35.485

Ideal Lap	
0'31.336	0'31.336
1'14.067	0'42.731
1'51.128	0'37.061

Ideal Lap	
0'30.905	0'30.905
1'12.708	0'41.803
1'48.557	0'35.849

Ideal Lap	
0'32.859	0'32.859
1'17.549	0'44.690
1'55.958	0'38.409

Ideal Lap	
0'31.438	0'31.438
1'13.920	0'42.482
1'50.550	0'36.630

Ideal Best Lap	
0'30.250	0'30.250
1'10.702	0'40.452
1'45.744	0'35.042



Circuito de Catalunya
Winter Series Barcelona
Free practice - 1

LAP ANALYSIS

17/02/2017

Number	23			25			43			46			89		
Lap	Lap Time	Partial	Speed	Lap Time	Partial	Speed	Lap Time	Partial	Speed	Lap Time	Partial	Speed	Lap Time	Partial	Speed
22 ^a - 1															
22 ^a - 2															
22 ^a - 3															
23 ^a - 1															
23 ^a - 2															
23 ^a - 3															
24 ^a - 1															
24 ^a - 2															
24 ^a - 3															

Ideal Lap	
0'31.188	0'31.188
1'13.293	0'42.105
1'50.046	0'36.753

Ideal Lap	
0'33.311	0'33.311
1'18.010	0'44.699
1'57.058	0'39.048

Ideal Lap	
0'32.271	0'32.271
1'15.556	0'43.285
1'52.759	0'37.203

Ideal Lap	
0'33.117	0'33.117
1'17.232	0'44.115
1'55.281	0'38.049

Ideal Lap	
0'36.512	0'36.512
1'25.487	0'48.975
2'06.491	0'41.004

Ideal Best Lap	
0'30.250	0'30.250
1'10.702	0'40.452
1'45.744	0'35.042

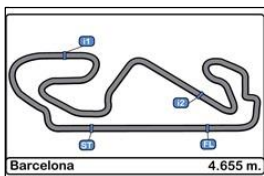


Circuito de Catalunya
Winter Series Barcelona
Free practice - 1

LAP ANALYSIS

17/02/2017

Number	555			666		
	Lap Time	Partial	Speed	Lap Time	Partial	Speed
1ª - 1	0'33.317	0'33.317	255.925	0'37.022	0'37.022	255.925
1ª - 2	1'17.643	0'44.326		1'30.270	0'53.248	
1ª - 3	1'55.719	0'38.076		2'34.661	1'04.391	PIT
2ª - 1	0'32.460	0'32.460	256.533	10'12.315	10'12.315	131.387
2ª - 2	1'15.367	0'42.907		11'02.740	0'50.425	
2ª - 3	1'52.175	0'36.808		12'07.068	1'04.328	PIT
3ª - 1	0'31.732	0'31.732	260.241	27'24.423	27'24.423	132.842
3ª - 2	1'14.444	0'42.712		28'15.463	0'51.040	
3ª - 3	1'50.863	0'36.419		29'17.304	1'01.841	PIT
4ª - 1	0'31.592	0'31.592	261.502			
4ª - 2	1'14.908	0'43.316				
4ª - 3	1'58.974	0'44.066	PIT			
5ª - 1	7'28.894	7'28.894	166.154			
5ª - 2	8'12.418	0'43.524				
5ª - 3	8'49.195	0'36.777				
6ª - 1	0'31.604	0'31.604	259.616			
6ª - 2	1'13.817	0'42.213				
6ª - 3	1'49.853	0'36.036				
7ª - 1	0'31.136	0'31.136	262.136			
7ª - 2	1'12.765	0'41.629				
7ª - 3	1'48.650	0'35.885				
8ª - 1	0'31.930	0'31.930	263.415			
8ª - 2	1'14.875	0'42.945				
8ª - 3	1'57.920	0'43.045	PIT			
9ª - 1	6'08.333	6'08.333	109.757			
9ª - 2	6'53.372	0'45.039				
9ª - 3	7'31.785	0'38.413				
10ª - 1	0'33.295	0'33.295	257.143			
10ª - 2	1'41.284	1'07.989				
10ª - 3	2'19.368	0'38.084				
11ª - 1	0'33.284	0'33.284	264.706			
11ª - 2	1'16.909	0'43.625				
11ª - 3	1'54.530	0'37.621				
12ª - 1	0'32.535	0'32.535	264.059			
12ª - 2	1'15.779	0'43.244				
12ª - 3	1'52.906	0'37.127				
13ª - 1	0'32.337	0'32.337	263.415			
13ª - 2	1'15.092	0'42.755				
13ª - 3	1'53.882	0'38.790				
14ª - 1	0'32.205	0'32.205	258.993			
14ª - 2	1'14.576	0'42.371				
14ª - 3	1'51.648	0'37.072				
15ª - 1	0'31.670	0'31.670	262.774			
15ª - 2	1'13.874	0'42.204				
15ª - 3	1'50.985	0'37.111				
16ª - 1	0'31.514	0'31.514	262.774			
16ª - 2	1'13.669	0'42.155				
16ª - 3	1'50.693	0'37.024				
17ª - 1	0'31.463	0'31.463	263.415			
17ª - 2	1'13.687	0'42.224				
17ª - 3	1'50.644	0'36.957				
18ª - 1	0'31.409	0'31.409	264.059			
18ª - 2	1'13.974	0'42.565				
18ª - 3	1'51.960	0'37.986				
19ª - 1	0'31.352	0'31.352	263.415			
19ª - 2	1'13.539	0'42.187				
19ª - 3	1'50.624	0'37.085				
20ª - 1	0'31.465	0'31.465	261.502			
20ª - 2	1'14.493	0'43.028				
20ª - 3	2'07.323	0'52.830	PIT			
21ª - 1						
21ª - 2						
21ª - 3						



Circuito de Catalunya
Winter Series Barcelona
Free practice - 1

LAP ANALYSIS

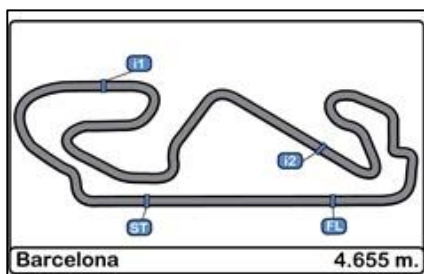
17/02/2017

Number	555			666		
Lap	Lap Time	Partial	Speed	Lap Time	Partial	Speed
22 ^a - 1						
22 ^a - 2						
22 ^a - 3						
23 ^a - 1						
23 ^a - 2						
23 ^a - 3						
24 ^a - 1						
24 ^a - 2						
24 ^a - 3						

Ideal Lap	
0'31.136	0'31.136
1'12.765	0'41.629
1'48.650	0'35.885

Ideal Lap	
0'37.022	0'37.022
1'27.447	0'50.425
2'12.689	0'45.242

Ideal Best Lap	
0'30.250	0'30.250
1'10.702	0'40.452
1'45.744	0'35.042

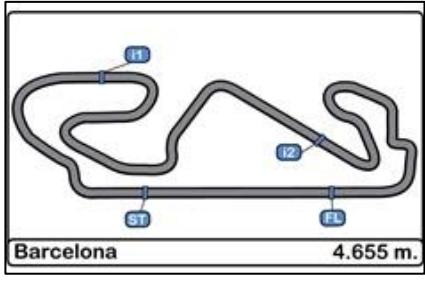


Circuit de Catalunya
Winter Series Barcelona
Free practice - 1

Best Sectors Results

17/02/2017

Sector - 1				Sector - 2				Sector - 3				Ideal Lap vs Best Lap				
Ord.	Nº	Driver	Time	Nº	Driver	Time	Nº	Driver	Time	Ord.	Nº	Driver	Ideal Lap	Best Lap	Ord.	
1	5	Songyang - Caldarelli	30.250	5	Songyang - Caldarelli	40.452	5	Songyang - Caldarelli	35.042	1	5	Fu Songyang	1'45.744	1'45.819	1	
2	8	Perazzini - Cioci	30.371	8	Perazzini - Cioci	40.775	8	Perazzini - Cioci	35.044	2	8	Piergiuseppe Perazzini	1'46.190	1'46.190	2	
3	4	Kronh - Basso	30.516	11	Liberati - Kang	41.248	11	Liberati - Kang	35.485	3	11	Edoardo Liberati	1'47.297	1'47.340	3	
4	11	Liberati - Kang	30.564	4	Kronh - Basso	41.315	4	Kronh - Basso	35.597	4	4	Jesse Kronh	1'47.428	1'47.691	4	
5	14	Claudio Schiavoni	30.905	555	Hamaguchi - Liuzzi	41.629	14	Claudio Schiavoni	35.849	5	14	Claudio Schiavoni	1'48.557	1'48.557	5	
6	10	Witt - Witt	31.101	14	Claudio Schiavoni	41.803	555	Hamaguchi - Liuzzi	35.885	6	555	Hiroshi Hamaguchi	1'48.650	1'48.650	6	
7	555	Hamaguchi - Liuzzi	31.136	10	Witt - Witt	41.898	10	Witt - Witt	36.127	7	10	Jordan Witt	1'49.126	1'49.319	7	
8	23	Jonathan Hui	31.188	9	Ishikawa - Beretta	41.902	16	Hahn - Khodair	36.630	8	23	Jonathan Hui	1'50.046	1'50.103	8	
9	12	Deborah Mayer	31.336	23	Jonathan Hui	42.105	23	Jonathan Hui	36.753	9	16	Marcelo Hahn	1'50.550	1'50.655	9	
10	16	Hahn - Khodair	31.438	16	Hahn - Khodair	42.482	12	Deborah Mayer	37.061	10	9	Motoaki Ishikawa	1'50.906	1'52.460	11	
11	9	Ishikawa - Beretta	31.611	12	Deborah Mayer	42.731	43	Philip Morin	37.203	11	12	Deborah Mayer	1'51.128	1'51.183	10	
12	43	Philip Morin	32.271	43	Philip Morin	43.285	9	Ishikawa - Beretta	37.393	12	43	Philip Morin	1'52.759	1'52.948	12	
13	15	Peter Goerke	32.859	46	Grimes - Mowlem	44.115	46	Grimes - Mowlem	38.049	13	46	Bonany Grimes	1'55.281	1'55.303	13	
14	46	Grimes - Mowlem	33.117	15	Peter Goerke	44.690	15	Peter Goerke	38.409	14	15	Peter Goerke	1'55.958	1'56.144	14	
15	25	Dunbar - Mowlem	33.311	25	Dunbar - Mowlem	44.699	25	Dunbar - Mowlem	39.048	15	25	Ivor Dunbar	1'57.058	1'57.794	15	
16	89	Heh - Caldani	36.512	89	Heh - Caldani	48.975	89	Heh - Caldani	41.004	16	89	Peter Heh	2'06.491	2'12.594	16	
17	666	Ohmura - Palou	37.022	666	Ohmura - Palou	50.425	666	Ohmura - Palou	45.242	17	666	Yoshiki Ohmura	2'12.689	2'34.661	17	



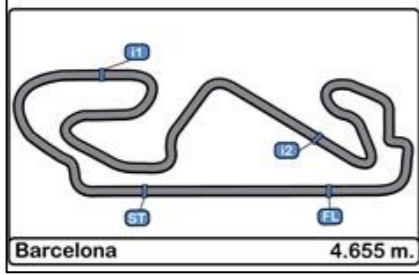
Circuito de Catalunya
Winter Series Barcelona
Free practice - 1

Best Top Speeds

17/02/2017

Ord.	Nº	Entrant / Team	Nat.	Driver	Nat.	St.	Driver 2	Nat.	St.	Vehicle	Cat.	Cla.	Top 1		Top 2		Top 3		Top 4		Top 5		Avg.
													Km/h	Lap	Km/h	Lap	Km/h	Lap	Km/h	Lap	Km/h	Lap	
1	11	Raton Racing	ITA	Edoardo Liberati	ITA	Silver	Link Kang	CHN	Silver	Lamborghini Huracan GT3	PRO	1º	267.327	13	267.327	17	266.667	7	266.667	8	266.667	12	266.931
2	23	Stile F Squadra Corse	SMR	Jonathan Hui	HKG	Bronze				Ferrari 458 GT3	AM	1º	266.010	6	266.010	8	265.356	12	264.706	4	264.059	7	265.228
3	15	Kessel Racing	CHE	Peter Goerke	CHE	Bronze				Ferrari 458 Challenge			264.706	4	264.059	3	262.136	7	262.136	8	260.870	2	262.781
4	555	FFF Racing Team by ACM	CHN	Hiroshi Hamaguchi	JPN	Bronze	Vitantonio Liuzzi	ITA	Platinum	Lamborghini Huracan GT3	PROAM	1º	264.706	12	264.059	19	264.059	13	263.415	9	263.415	14	263.930
5	5	SF Racing	CHN	Fu Songyang	CHN	Bronze	Andrea Caldarelli	ITA	Gold	Ferrari 488 GT3	PROAM	2º	263.415	11	262.136	10	261.501	12	260.870	5	260.241	4	261.632
6	8	AF Corse	ITA	Piergiuseppe Perazzini	ITA	Bronze	Marco Cioci	ITA	Gold	Ferrari 488 GT3	PROAM	3º	263.415	16	262.136	10	262.136	17	262.136	21	261.501	11	262.265
7	4	RACE	ESP	Jesse Kronh			Marcio Basso			BMW M6 GT3			262.136	9	261.501	11	260.870	10	260.870	15	260.241	4	261.123
8	9	Spirit of Race	CHE	Motoaki Ishikawa	JPN	Bronze	Olivier Beretta	ITA	Gold	Ferrari 488 GT3	PROAM	4º	262.136	17	262.136	18	262.136	19	261.501	14	261.501	16	261.882
9	14	Kessel Racing	CHE	Claudio Schiavoni	ITA	Bronze				Ferrari 458 GT3	AM	2º	261.501	3	257.756	2	256.532	14	255.319	13	255.319	15	257.286
10	10	Jordan Racing	GBR	Jordan Witt	GBR		David Witt	GBR		Bentley GT3			259.615	21	258.993	9	258.993	18	258.373	19	258.373	20	258.869
11	12	Kessel Racing	CHE	Deborah Mayer	FRA	Bronze				Ferrari 458 GT3	AM	3º	259.615	4	257.756	3	255.319	8	254.717	2	254.717	14	256.425
12	16	Drivex School	ESP	Marcelo Hahn	BRA		Allam Khodair	BRA		Audi R8 LMS Ultra			258.993	6	258.993	5	258.993	7	257.757	4	256.532	3	258.253
13	25	FF Corse	GBR	Ivor Dunbar	GBR	Bronze	Johnny Mowlem	GBR	Gold	Ferrari 488 GT3	PROAM	5º	258.993	17	258.373	11	257.143	12	256.532	5	256.532	10	257.515
14	43	PRO GT by Philippe Almeras	FRA	Philip Morin	SWE					Porsche 991 GT3 Cup			258.993	8	258.993	21	258.993	22	258.993	12	258.993	15	258.993
15	89	Spirit of Race	CHE	Peter Heh	SGP		Nicola Caldani	ITA		Ferrari 458 Challenge			258.373	5	257.143	12	255.924	10	255.924	15	255.319	11	256.537
16	666	Stile F Squadra Corse	SMR	Yoshiki Ohmura	CHE	Bronze	Alex Palou	ESP	Silver	Ferrari 458 GT2			255.924	2	133.663	1	132.841	4	131.387	3			163.454
17	46	FF Corse	GBR	Bonany Grimes	GBR	Bronze	Johnny Mowlem	GBR	Gold	Ferrari 458 Challenge			251.163	4	250.580	7	250.580	19	250.000	8	250.000	16	250.465





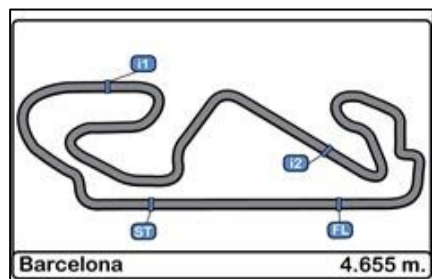
Circuito de Catalunya
Winter Series Barcelona
Free practice - 1

Fastest Lap Sequence

17/02/2017

Time of Day	Session Time	Nº	Entrant / Team	Nat.	Driver	Nat.	St.	Driver 2	Nat.	St.	Vehicle	Cat.	Time	Km/h	Lap
10:04'46.438	4'42.249	89	Spirit of Race	CHE	Peter Heh	SGP		Nicola Caldani	ITA		Ferrari 458 Challenge		2'12.594	126.386	2
10:05'10.793	5'06.605	46	FF Corse	GBR	Bonany Grimes	GBR	Bronze	Johnny Mowlem	GBR	Gold	Ferrari 458 Challenge		1'59.462	140.279	2
10:06'50.389	6'46.163	5	SF Racing	CHN	Fu Songyang	CHN	Bronze	Andrea Caldarelli	ITA	Gold	Ferrari 488 GT3	PROAM	1'50.303	151.927	2
10:08'35.013	8'30.854	10	Jordan Racing	GBR	Jordan Witt	GBR		David Witt	GBR		Bentley GT3		1'49.987	152.363	3
10:08'38.511	8'34.335	5	SF Racing	CHN	Fu Songyang	CHN	Bronze	Andrea Caldarelli	ITA	Gold	Ferrari 488 GT3	PROAM	1'48.172	154.920	3
10:10'25.417	10'21.244	5	SF Racing	CHN	Fu Songyang	CHN	Bronze	Andrea Caldarelli	ITA	Gold	Ferrari 488 GT3	PROAM	1'46.909	156.750	4
10:27'23.403	27'19.269	5	SF Racing	CHN	Fu Songyang	CHN	Bronze	Andrea Caldarelli	ITA	Gold	Ferrari 488 GT3	PROAM	1'46.563	157.259	10
10:28'06.803	28'02.688	8	AF Corse	ITA	Piergiuseppe Perazzini	ITA	Bronze	Marco Cioci	ITA	Gold	Ferrari 488 GT3	PROAM	1'46.190	157.811	10
10:29'09.223	29'05.088	5	SF Racing	CHN	Fu Songyang	CHN	Bronze	Andrea Caldarelli	ITA	Gold	Ferrari 488 GT3	PROAM	1'45.819	158.365	11





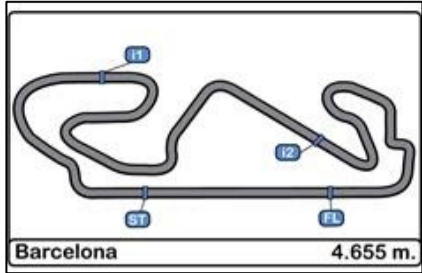
Circuito de Catalunya
Winter Series Barcelona

Event Maximum Speed

17/02/2017

Ord.	Nº	Entrant / Team	Nat.	Driver	Nat.	St.	Driver 2	Nat.	St.	Vehicle	Cat.	Cl.	Km/h	Lap	Session
1	11	Raton Racing	ITA	Edoardo Liberati	ITA	Silver	Link Kang	CHN	Silver	Lamborghini Huracan GT3	PRO	1º	267.327	13	Free practice - 1
2	23	Stile F Squadra Corse	SMR	Jonathan Hui	HKG	Bronze				Ferrari 458 GT3	AM	1º	266.010	6	Free practice - 1
3	15	Kessel Racing	CHE	Peter Goerke	CHE	Bronze				Ferrari 458 Challenge			264.706	4	Free practice - 1
4	555	FFF Racing Team by ACM	CHN	Hiroshi Hamaguchi	JPN	Bronze	Vitantonio Liuzzi	ITA	Platinum	Lamborghini Huracan GT3	PROAM	1º	264.706	12	Free practice - 1
5	5	SF Racing	CHN	Fu Songyang	CHN	Bronze	Andrea Caldarelli	ITA	Gold	Ferrari 488 GT3	PROAM	2º	263.415	11	Free practice - 1
6	8	AF Corse	ITA	Piergiuseppe Perazzini	ITA	Bronze	Marco Cioci	ITA	Gold	Ferrari 488 GT3	PROAM	3º	263.415	16	Free practice - 1
7	4	RACE	ESP	Jesse Kronh			Marcio Basso			BMW M6 GT3			262.136	9	Free practice - 1
8	9	Spirit of Race	CHE	Motoaki Ishikawa	JPN	Bronze	Olivier Beretta	ITA	Gold	Ferrari 488 GT3	PROAM	4º	262.136	17	Free practice - 1
9	14	Kessel Racing	CHE	Claudio Schiavoni	ITA	Bronze				Ferrari 458 GT3	AM	2º	261.502	3	Free practice - 1
10	10	Jordan Racing	GBR	Jordan Witt	GBR		David Witt	GBR		Bentley GT3			259.616	21	Free practice - 1
11	12	Kessel Racing	CHE	Deborah Mayer	FRA	Bronze				Ferrari 458 GT3	AM	3º	259.616	4	Free practice - 1
12	16	Drivex School	ESP	Marcelo Hahn	BRA		Allam Khodair	BRA		Audi R8 LMS Ultra			258.993	6	Free practice - 1
13	25	FF Corse	GBR	Ivor Dunbar	GBR	Bronze	Johnny Mowlem	GBR	Gold	Ferrari 488 GT3	PROAM	5º	258.993	17	Free practice - 1
14	43	PRO GT by Philippe Almeras	FRA	Philip Morin	SWE					Porsche 991 GT3 Cup			258.993	8	Free practice - 1
15	89	Spirit of Race	CHE	Peter Heh	SGP		Nicola Caldani	ITA		Ferrari 458 Challenge			258.374	5	Free practice - 1
16	666	Stile F Squadra Corse	SMR	Yoshiki Ohmura	CHE	Bronze	Alex Palou	ESP	Silver	Ferrari 458 GT2			255.925	2	Free practice - 1
17	46	FF Corse	GBR	Bonany Grimes	GBR	Bronze	Johnny Mowlem	GBR	Gold	Ferrari 458 Challenge			251.163	4	Free practice - 1





Circuito de Catalunya
Winter Series Barcelona
Free practice - 1

WEATHER REPORT

17/02/2017

Track Status DRY

